


A black and white photograph of a person blindfolded and holding a scale of justice. The person is shown from the chest up, wearing a white blindfold and a white garment. They are holding a metal scale of justice with their right hand. The scale has a horizontal beam with a circular weight in the center and two pans hanging from the ends. The background is a plain, light color.

Costs to Oklahoma's Criminal Justice Systems

Mental Health - Substance Abuse - Domestic Violence

*Kelly Damphousse, PhD
University of Oklahoma*

67%

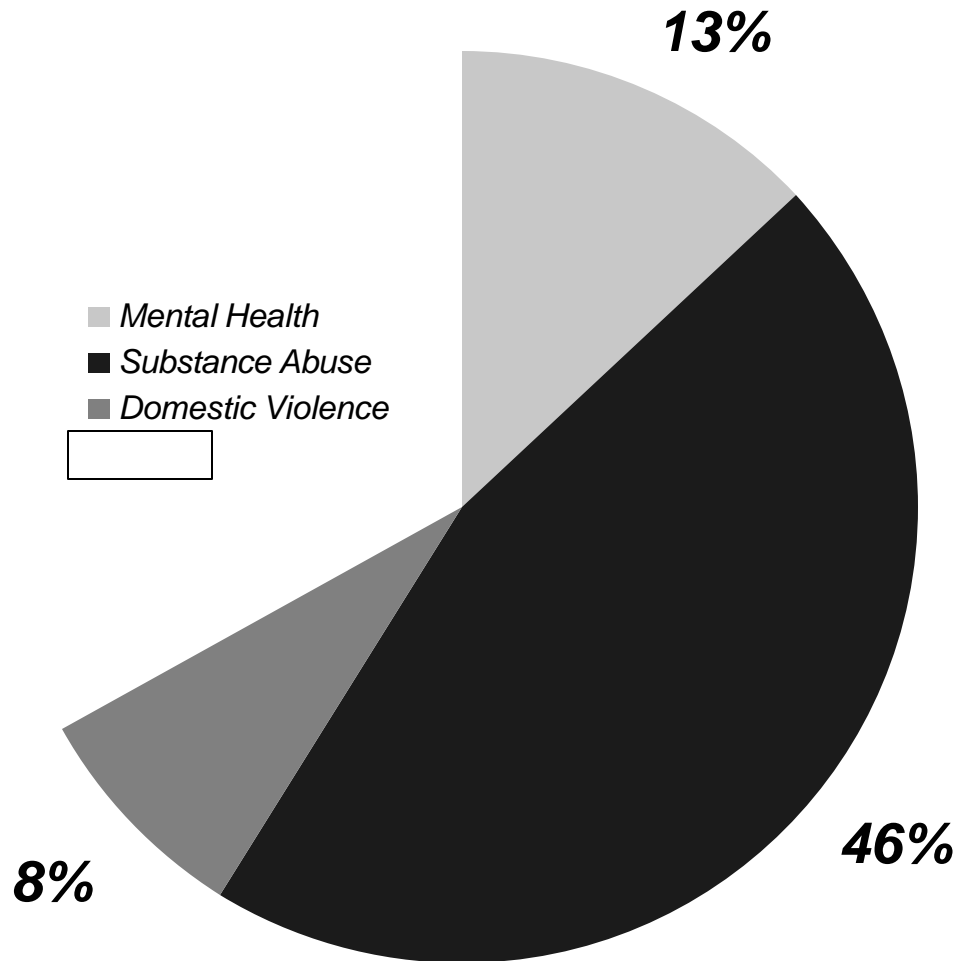


Summary

	<i>Mental Health</i>	<i>Substance Abuse</i>	<i>Domestic Violence</i>
<i>Judicial</i>	<i>\$22.7</i>	<i>\$66.3</i>	<i>\$ 12.4</i>
<i>Corrections</i>	<i>\$ 103.5</i>	<i>\$316.3</i>	<i>\$ 70.7</i>
<i>Enforcement</i>	<i>\$ 89.5</i>	<i>\$ 391.3</i>	<i>\$ 47.0</i>
<i>Statewide</i>	<i>\$ 215.7</i>	<i>\$ 773.9</i>	<i>\$ 130.1</i>

FY 2003 Expense

Oklahoma Criminal Justice System



Sources

Primary

Credible

Official

Standardized

Repetitive

Methods

Identify Cost Centers

Verify Appropriateness

Attribution Factors

Apply Multipliers

Categorize Results

Justice System

There are 750 cells of information - describing 450 identifiable costs (150 cost categories) related to mental health, substance abuse and/or domestic violence. Cells are fully footnoted as appropriate.

All Direct Cost

There will be 5,000 cells of information - describing 3,000 identifiable costs (1,000 cost categories) related to mental health, substance abuse and/or domestic violence. Cells will be fully footnoted as appropriate.

Attribution Factors

	<i>MH</i>	<i>SA</i>	<i>DV</i>
<i>State Operations</i>	<i>17.6%</i>	<i>50.1%</i>	<i>11.1%</i>
<i>Men</i>	<i>16.2%</i>	<i>50.1%</i>	<i>11.1%</i>
<i>Women</i>	<i>31.2%</i>	<i>50.1%</i>	<i>0%</i>
<i>DA Council</i>	<i>17.6%</i>	<i>50.1%</i>	<i>11.1%</i>
<i>Juveniles</i>	<i>8.0%</i>	<i>23.4%</i>	<i>9.4%</i>
<i>Local Operations</i>	<i>16.5%</i>	<i>42.0%</i>	<i>9.4%</i>
<i>Federal</i>	<i>7.0%</i>	<i>50.1%</i>	<i>0.0%</i>

Scope of Analysis

Category

Purpose

Source

Judicial

Mental Health

Local

Sanctions

Substance Abuse

State

Enforcement

Domestic Violence

Federal



Judicial

Specialty Courts

ABLE Commission

Pardon and Parole

Attorney General Office

Indigent Defense System

State Legal and Judiciary

Local Judicial and Legal

Mental Health

\$23m

Substance Abuse

\$66m

Domestic Violence

\$12m

Oklahoma

\$101m



Sanctions

*OK Department of Corrections
Prisons-Community-Work Centers-Parole
OK Office of Juvenile Affairs
Residential-Non Residential-Community
Federal Prisons
County Jails
Municipal Lockups*

<i>Mental Health</i>	<i>\$103m</i>
<i>Substance Abuse</i>	<i>\$316m</i>
<i>Domestic Violence</i>	<i>\$71m</i>
<i>Oklahoma</i>	<i>\$490m</i>

Enforcement



Federal Agencies

Department of Public Safety

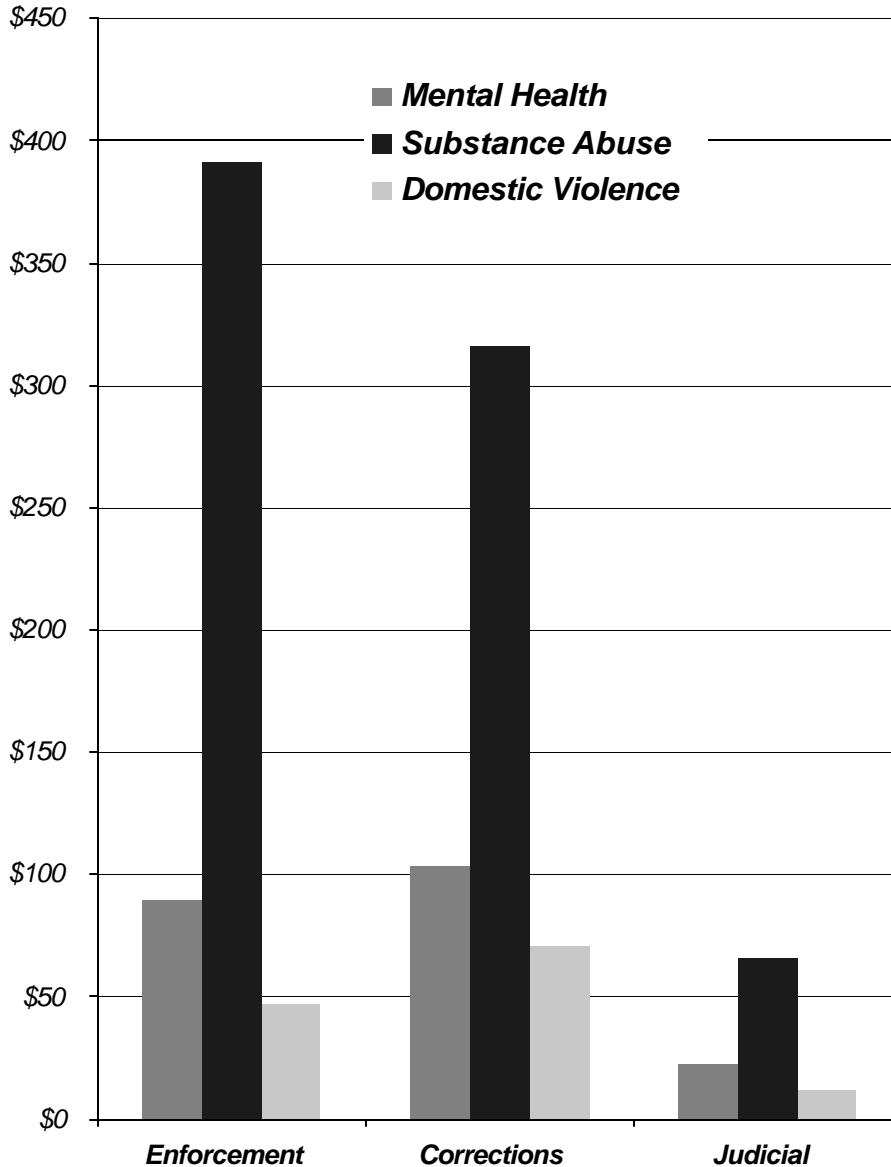
State Bureau of Investigation

OK Bureau of Narcotics

County Sheriff Offices

Municipal Police Departments

<i>Mental Health</i>	<i>\$89m</i>
<i>Substance Abuse</i>	<i>\$391m</i>
<i>Domestic Violence</i>	<i>\$47m</i>
<i>Oklahoma</i>	<i>\$527m</i>



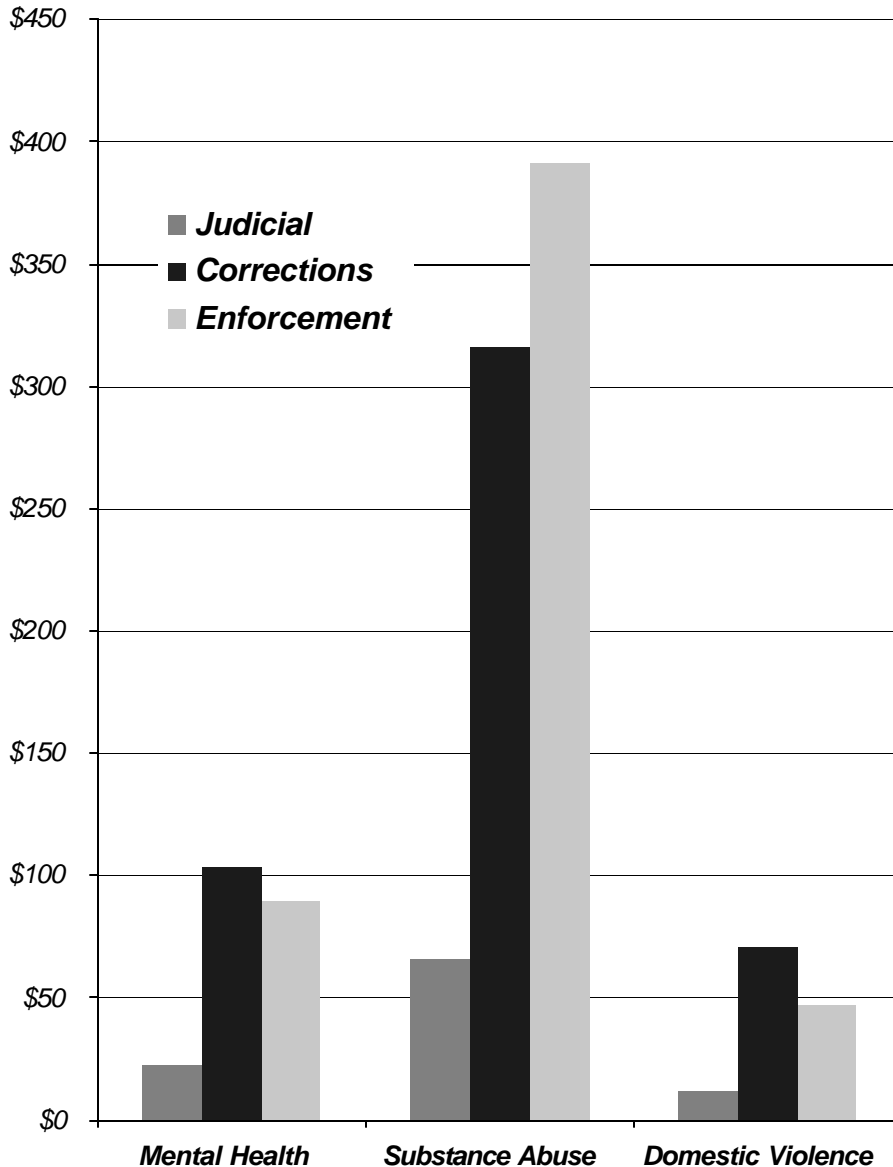
Justice Sub-Systems

Substance abuse (center bar) is the leading cost component of all three sectors of the Criminal Justice systems in Oklahoma.

More is spent on Law Enforcement than on Corrections.

More DV costs are in Corrections than Enforcement and Judicial combined.

Causes of Expense

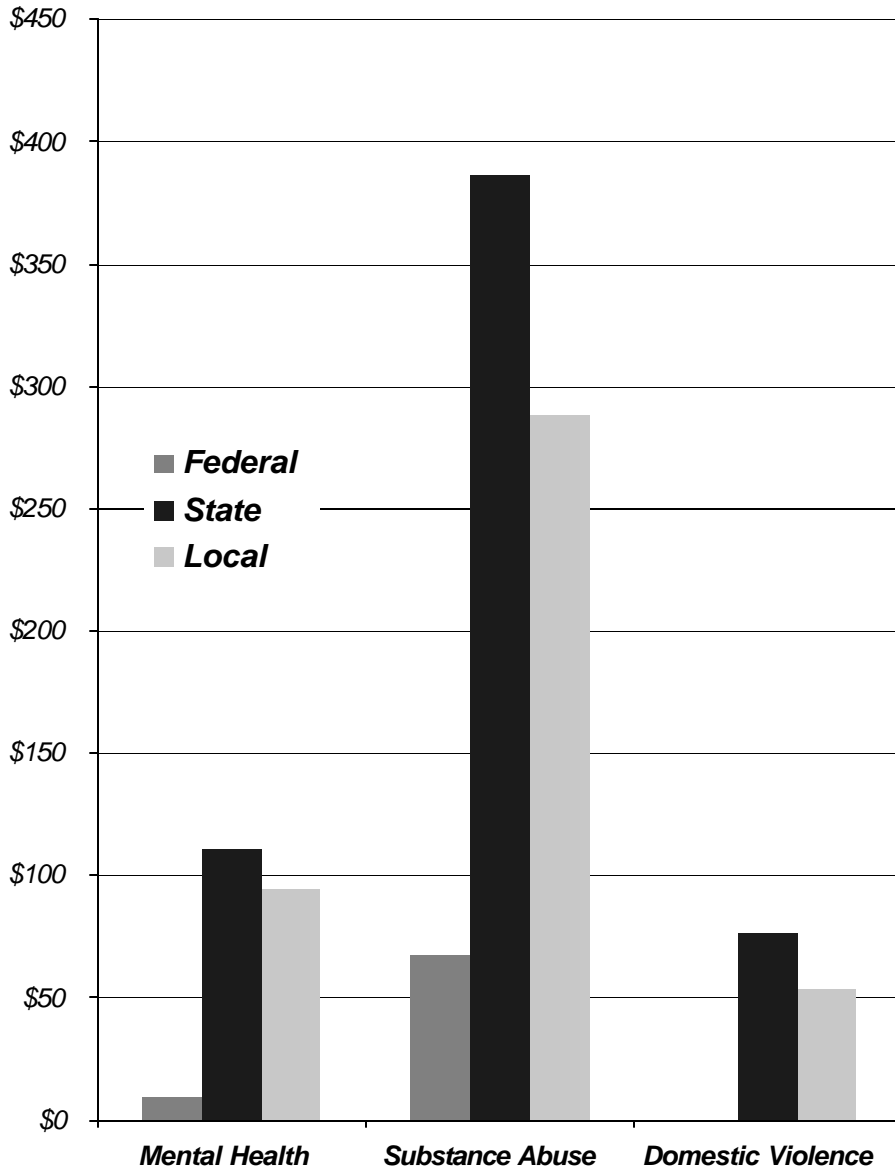


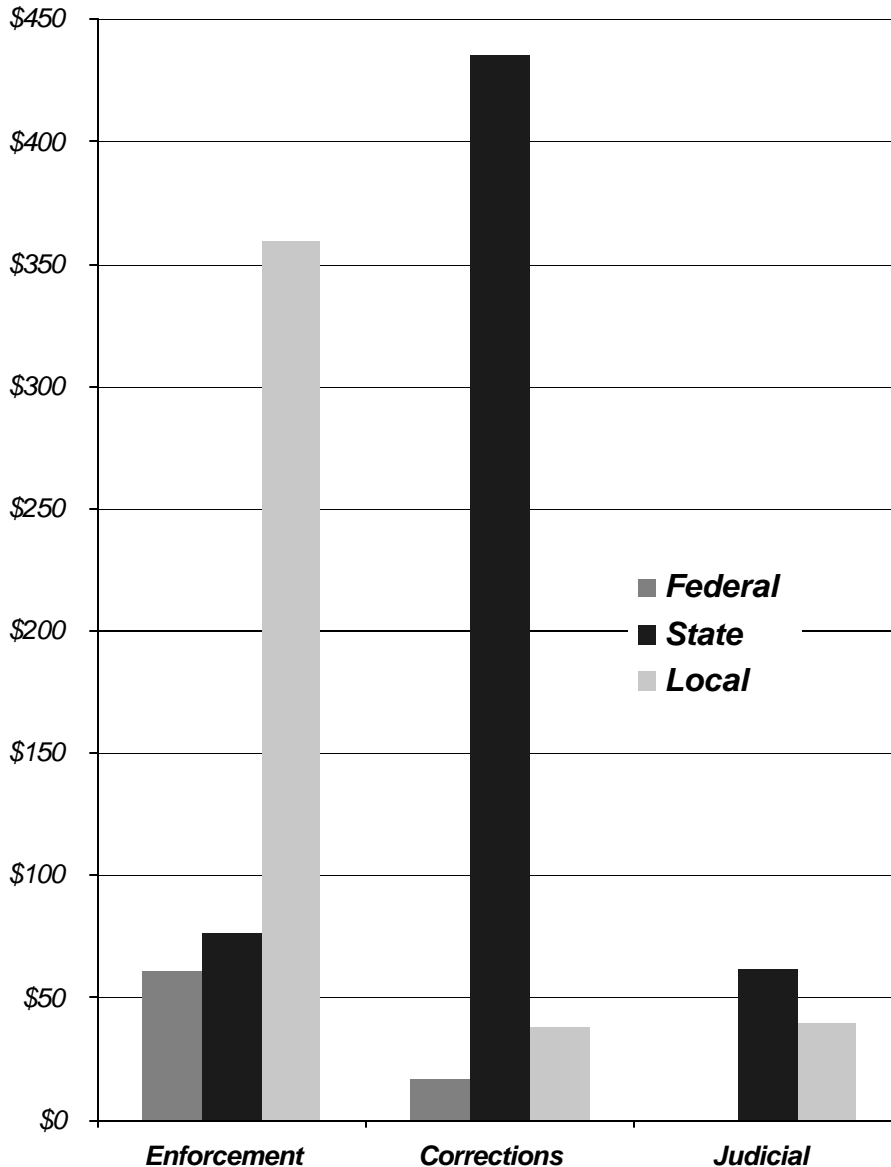
Substance abuse (center bar) is the leading cost component of all three sectors of the Criminal Justice systems in Oklahoma.

More is spent on substance abuse related Law Enforcement than even on Corrections.

Revenue Sources

While state government pays a large portion of expense; local governments are almost as much - in all three categories.

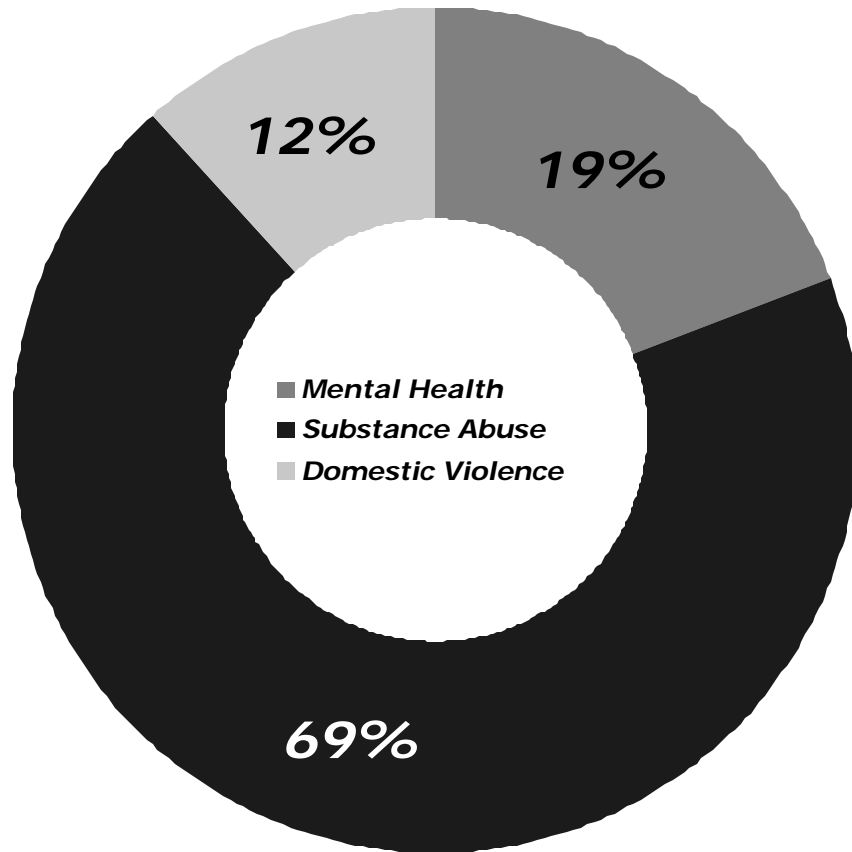




Governments

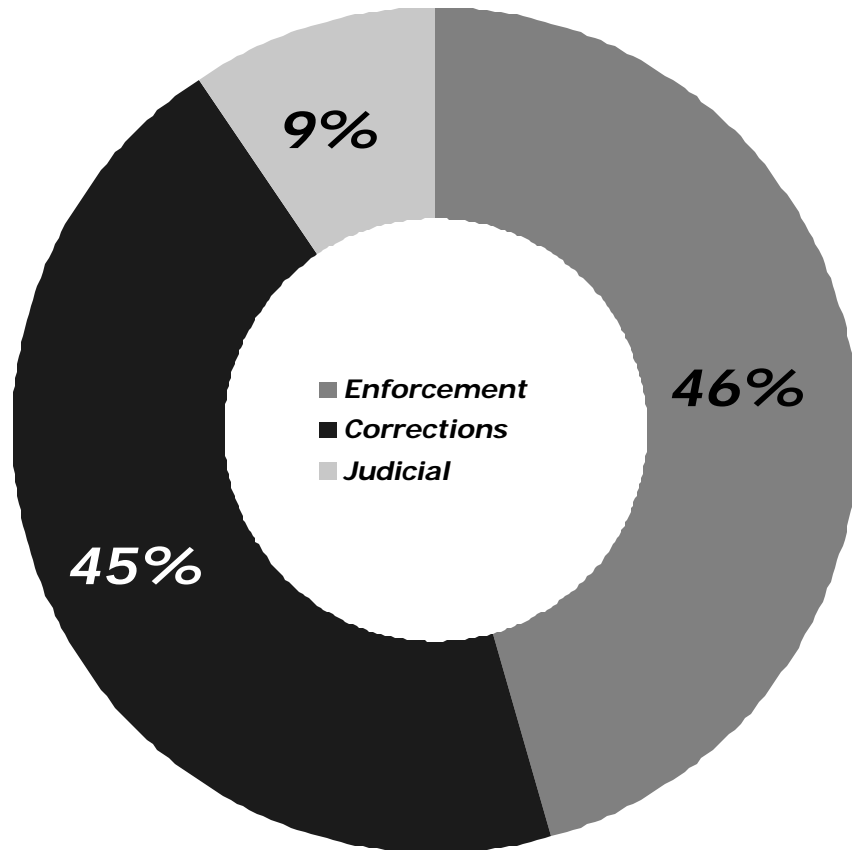
Local governments (right bar) pay for Enforcement while state government (center bar) pays for Corrections (prison).

Local government pay almost as much as state government for Judicial expense.



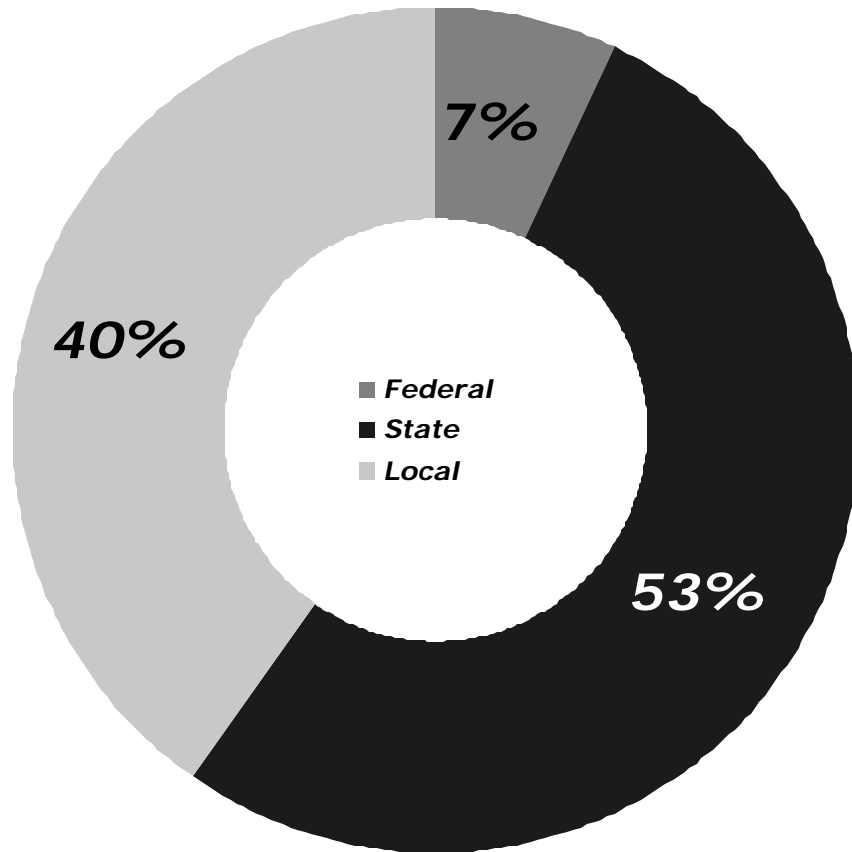
Conditions

Criminal Justice system expense is dominated by Substance Abuse related reasons for expense..



Sub-Systems

Equal amounts are expended on Enforcement and Corrections.



Governments

While state government pays over half of all expense (53%) - local governments bear a large portion (40%) also.



Laura Dempsey-Polan, PhD

Domestic Violence

Mike Lapolla

Health Care

Social Services

Craig Knutson

Non-Profit Groups

Oklahoma Workplace