

data

BOOK FOR FISCAL YEAR 2002

Section One:
Admitted Clients Served by Funding
Source

Table 1. Counts of Admitted Clients
Served for Statewide Total

DATA BOOK FOR FISCAL YEAR 2002

Published by

Oklahoma Department of Mental Health and Substance Abuse
Services

Prepared by

Ali Akour, Ph.D.

Data Analyst, Evaluation and Data Analysis Section
Decision Support Services

2002

Terry Cline, Ph.D., Commissioner
Steve Davis, Ph.D., Director of Decision Support Services
Mark Reynolds, Ed. D., Evaluation & Data Analysis Data Projects Manager

Public Domain Notice

The Data Book for Fiscal Year 2002 is in the public domain and may be reproduced or copied without permission from the Oklahoma Department of Mental Health and Substance Abuse Services. However, this publication may not be reproduced or distributed for a fee without the specific, written authorization of Oklahoma Department of Mental Health and Substance Abuse Services. Citation of the source is appreciated.

Electronic Access to Publication

This publication is available on the World Wide Web at:
<http://www.odmhsas.org/databooks.htm>

How to Contact Us

**Oklahoma Department of Mental Health and Substance Abuse Services
Evaluation and Data Analysis Section**

P.O. Box 53277
Oklahoma City, OK 73152-3277
(405) 522-3813

Contents

Introduction

Section One: Admitted Clients Served by Funding Source

- Table 1. Counts of Admitted Clients Served for **Statewide Total**
- Table 2. Counts of Admitted Clients Served for each **Agency**
- Table 3. Counts of Admitted Clients Served for each **Agency Type**
- Table 4. Counts of Admitted Clients Served for each **County of Residence**
- Table 5. Counts of Admitted Clients Served for each **Planning Area**
- Table 6. Counts of Admitted Clients Served for **Various Categories**

Section Two: Units of Service by Funding Source

- Table 7. Counts of Day and Hourly Services Provided for **Statewide Total**
- Table 8. Counts of Day and Hourly Services Provided for each **Agency**
- Table 9. Counts of Day and Hourly Services Provided for each **Agency Type**
- Table 10. Counts of Day and Hourly Services Provided for each **County of Residence**
- Table 11. Counts of Day and Hourly Services Provided for each **Planning Area**
- Table 12. Counts of Day and Hourly Services Provided for **Various Categories**

Appendix

Definitions of Terms and Categorization Variables

Descriptions of Sections and Tables

Map of Planning Areas

DATA BOOK FOR FISCAL YEAR 2002

Introduction

Prior to Fiscal Year 1999, any client seen at an Oklahoma Department of Mental Health and Substance Abuse Services (ODMHSAS) contracted facility was reported, regardless of who paid for the service. Starting with Fiscal Year 1999, only clients funded in full or in part by ODMHSAS were reported. Therefore, previous years' reported client counts will be larger than in following years.

During the Fiscal Year 2002, the State of Oklahoma expenditures on community mental health services, inpatient facilities, substance abuse services, domestic violence/sexual assault services, and departmental management amounted to approximately \$192 million dollars. An unduplicated total of approximately 88,941 recipients were served system-wide in FY 2002. The unduplicated total of 88,941 recipients consists of 60,556 recipients that were admitted and served and 28,385 recipients that were contacts. The Data Book report is generated to provide basic information about these recipients and services they received for policy makers, interest groups, and others working to improve the quality of life for those in need.

The Data Book report is produced by the Evaluation and Data Analysis Section of the Decision Support Services Division at the Oklahoma Department of Mental Health and Substance Abuse Services (ODMHSAS). The report summarizes demographic information and services for clients served in agencies operated by or funded through ODMHSAS. To create the Data Book report, data are extracted from the ODMHSAS Integrated Client Information System (ICIS). ICIS contains demographic and service information about service recipients and agencies.

To meet the specific needs of a variety of entities, the Data Book report consists of two separate sections: Admitted Clients Served by Funding Source; Units of Service by Funding Source. The sections are then divided into tables and each table presents a different view of the data. Definitions of terms and a Map of Planning Areas are also provided.

Oklahoma Department of Mental Health and Substance Abuse Services
Counts of Admitted Clients Served by Funding Source for Statewide Total During FY2002
All Agencies

	Funding Source						
	Total	Mental Health	Substance Abuse	Domestic Violence	Residential Care	Medicaid	Other
Total							
Unduplicated Count	60,556	29,602	17,894	10,005	1,513	9,429	8,503
Agency Type							
Community Mental Health	34,977	28,037	2,068	0	73	9,074	6,979
Domestic Violence and Sexual Assault	10,554	0	405	9,886	0	0	878
Hospitals	3,707	2,660	0	0	0	462	755
Other	970	824	146	0	0	0	0
Residential Care	1,465	29	0	0	1,449	0	0
Substance Abuse	15,806	32	15,641	146	0	0	50
Sex							
Female	31,556	15,634	6,955	7,273	562	5,866	4,295
Male	29,000	13,968	10,939	2,732	951	3,563	4,208
Age							
0-4	1,782	143	362	1,234	0	27	100
05-17	7,077	2,987	1,568	1,733	0	1,005	982
18-20	3,278	1,506	1,291	534	21	200	413
21-24	5,686	2,507	2,270	1,060	59	465	650
25-34	13,665	6,460	4,943	2,546	213	1,543	1,620
35-44	15,113	7,835	4,986	1,991	419	2,401	2,119
45-54	9,064	5,358	2,028	725	446	1,967	1,511
55-64	3,356	2,050	376	145	247	1,109	664
65-74	1,055	561	62	25	82	438	324
75-84	363	150	7	8	26	205	97
85+	118	45	1	4	0	69	23
Race							
White	45,044	23,660	12,203	6,572	1,179	7,331	6,636
Black	6,792	2,812	2,458	1,015	229	1,113	744
Native American	5,400	1,899	2,164	1,163	76	623	603
Hispanic	1,756	616	499	581	11	122	200
Asian	359	180	61	76	4	46	74
Two or More Races	2,559	913	751	672	31	233	260
Unknown	1	1	0	0	0	0	0
Presenting Problem/Diagnosis							
Alcohol Abuse	6,175	1,237	5,033	16	24	146	448
Developmental Disorder	2,010	1,411	32	13	234	383	398
Mood Disorder	18,654	15,212	611	40	357	4,236	3,197
Non Alcohol/Drug Related Organic	324	218	1	0	0	128	86
Other Non-Psychotic	5,296	4,336	119	0	1	1,095	977
Other Psychotic	4,995	3,591	71	6	694	1,350	972
Personality Disorder	234	203	12	0	0	42	15
Schizophrenia	4,124	2,943	69	0	50	1,920	924
Social Conditions	11,835	721	1,195	9,480	170	56	886
Substance Related	12,577	1,714	11,208	60	17	222	631
Unknown/Other	20	2	0	2	11	0	5
Deferred/No Diagnosis	463	7	3	397	38	0	37
County of Residence							
Adair	614	240	170	77	60	76	211

Notes: Information in this table is based on data reported to DMHSAS as of 07/01/2002. The same client may be counted in more than one category, e.g., clients can receive services under more than one contract source, in more than one "County of Residence," or may have multiple "Other Indicators." Please see Definition page for other considerations.

Oklahoma Department of Mental Health and Substance Abuse Services
Counts of Admitted Clients Served by Funding Source for Statewide Total During FY2002
All Agencies

	Funding Source						
	Total	Mental Health	Substance Abuse	Domestic Violence	Residential Care	Medicaid	Other
Alfalfa	108	77	14	5	0	17	74
Atoka	325	86	196	16	1	38	71
Beaver	45	28	7	3	0	9	29
Beckham	642	218	239	143	0	113	11
Blaine	270	124	38	96	0	40	9
Bryan	770	409	163	153	2	137	25
Caddo	533	174	174	121	0	90	161
Canadian	1,143	705	183	213	42	118	9
Carter	641	334	173	99	2	141	23
Cherokee	1,043	337	248	250	176	117	291
Choctaw	323	116	128	53	5	61	52
Cimarron	38	30	4	2	0	5	25
Cleveland	3,149	1,695	933	249	52	632	623
Coal	168	48	90	33	2	15	16
Comanche	2,534	1,126	416	420	61	602	1,529
Cotton	73	43	10	4	1	20	43
Craig	520	217	85	27	182	220	2
Creek	882	557	254	40	8	92	52
Custer	505	244	104	155	2	117	10
Delaware	490	216	174	77	9	78	3
Dewey	90	51	16	11	0	6	40
Ellis	85	43	11	13	0	9	43
Garfield	1,301	603	127	492	1	148	105
Garvin	582	345	137	99	0	110	42
Grady	1,037	529	297	181	4	123	46
Grant	41	22	4	4	1	11	1
Greer	116	43	53	19	0	16	14
Harmon	54	18	7	19	0	7	16
Harper	86	45	6	5	0	16	60
Haskell	264	139	41	53	8	57	65
Hughes	283	124	91	26	0	57	87
Jackson	532	141	153	158	1	80	182
Jefferson	85	36	23	16	0	11	38
Johnston	291	173	39	24	0	110	7
Kay	1,111	524	235	284	0	223	21
Kingfisher	237	124	58	50	0	18	6
Kiowa	218	102	59	29	0	58	32
Latimer	209	97	78	6	0	42	47
LeFlore	858	378	237	169	35	121	209
Lincoln	452	248	78	33	74	87	29
Logan	516	295	175	38	0	28	28
Love	102	62	20	13	0	21	8
Major	175	114	13	13	0	40	110
Marshall	292	160	82	19	0	67	6
Mayes	924	375	295	91	148	195	19
McClain	351	184	98	24	1	74	65
McCurtain	942	249	339	303	13	181	153
McIntosh	364	166	102	19	71	63	19
Murray	258	154	42	21	4	76	7
Muskogee	1,618	1,101	362	178	56	280	45
Noble	161	71	53	12	5	30	11
Nowata	196	59	51	59	1	25	36

Notes: Information in this table is based on data reported to DMHSAS as of 07/01/2002. The same client may be counted in more than one category, e.g., clients can receive services under more than one contract source, in more than one "County of Residence," or may have multiple "Other Indicators." Please see Definition page for other considerations.

Oklahoma Department of Mental Health and Substance Abuse Services
Counts of Admitted Clients Served by Funding Source for Statewide Total During FY2002
All Agencies

	Total	Funding Source					
		Mental Health	Substance Abuse	Domestic Violence	Residential Care	Medicaid	Other
Okfuskee	469	203	59	19	180	96	14
Oklahoma	10,530	5,118	3,624	1,265	107	1,420	499
Okmulgee	792	464	173	148	12	134	45
Osage	493	194	217	47	2	47	11
Ottawa	488	217	134	95	12	98	5
Pawnee	258	101	114	20	1	41	14
Payne	1,325	493	466	243	2	200	273
Pittsburgh	1,175	632	282	117	26	269	310
Pontotoc	1,163	528	332	310	37	235	53
Pottawatomie	1,240	369	501	280	0	149	54
Pushmataha	251	110	81	38	2	32	49
Roger Mills	51	15	8	26	0	6	3
Rogers	929	355	353	212	47	62	3
Seminole	827	349	240	259	1	131	30
Sequoyah	645	411	136	50	36	158	234
Stephens	862	269	169	357	16	109	270
Texas	540	257	94	140	0	51	272
Tillman	129	52	22	46	0	19	44
Tulsa	8,749	5,019	3,281	815	71	602	301
Wagoner	780	379	311	66	26	161	214
Washington	1,373	420	392	422	1	224	168
Washita	205	77	54	59	0	55	1
Woods	272	198	11	22	0	31	191
Woodward	709	452	24	64	3	129	540
Out of State/Unknown	671	175	99	342	10	12	98
Other Indicators							
Any Alcohol/Drug Problem	26,317	10,204	16,631	557	104	2,081	2,370
Custody of DHS	756	259	298	6	1	221	103
Custody of DOC	2,340	301	1,928	69	42	50	123
Custody of OJA	227	73	115	0	1	52	31
Deaf and Hard Hearing	225	128	34	15	6	73	47
Dual Diagnosis	4,887	4,141	617	0	13	966	686
Homeless	5,095	2,010	1,016	2,165	45	204	268
Indigent	57,944	28,870	17,407	9,046	1,474	9,341	7,588
SED (6-17)	2,047	1,389	16	0	0	633	507
SMI (If ever)	27,078	20,555	3,350	1,080	1,508	7,433	4,442

Notes: Information in this table is based on data reported to DMHSAS as of 07/01/2002. The same client may be counted in more than one category, e.g., clients can receive services under more than one contract source, in more than one "County of Residence," or may have multiple "Other Indicators." Please see Definition page for other considerations.

Definitions of Terms and Categorization Variables

The following are definitions of terms and categorization variables used in this Data Book report.

Admitted Clients Served

Admitted Clients Served had an admission transaction in the ICIS before or during the report year and had received a service during the year. For this section, they are counted only once in the total for each level of aggregation. This is called an unduplicated count.

Age

Client age is computed using the client's age at the middle of the fiscal year.

Contacts

Individuals are counted as contacts when they call or visit an agency, but are not admitted.

Funding Source

Funding Source helps identify the payment source of services. Frequently, clients receive services under multiple funding sources. The funding source categories for this report were Mental Health, Substance Abuse, Domestic Violence, Residential Care, Medicaid, and Other.

ICIS

The Oklahoma Department of Mental Health and Substance Abuse Services maintains an agency-wide database, the Integrated Client Information System (ICIS), to which all Department-funded services and transactions are reported. The ICIS contains demographic and service information about clients and agencies.

List of Agencies by Type

The following is a list of agencies by type that provided data during the Fiscal Year 2002:

AGENCY TYPE**AGENCY NAME**

Community Mental Health

ASSOCIATED CENTERS FOR THERAPY, INC.
BILL WILLIS MENTAL HEALTH
CARL ALBERT C.M.H.C.
CENTRAL OKLAHOMA CMHC
CHISHOLM TRAIL COUNSELING SVS
COMMUNITY COUNSELING CENTER
CREEKS MENTAL HEALTH SERVICES
EDWIN FAIR CMHC
FAMILY & CHILDREN'S SERVICES
GRAND LAKE M.H.C.
GREEN COUNTRY BEHAVIORAL HEALTH SERVICES, INC.
HOPE COMMUNITY SERVICES, INC.
JIM TALIAFERRO CMHC
M.H. SERVICES OF SOUTHERN OKLAHOMA
NORTH CARE CENTER
OKLAHOMA COUNTY CRISIS INTERVENTION CENTER
PARKSIDE, INC.
RED ROCK BEHAVIORAL HEALTH SVC
RED ROCK WEST
TULSA CRISIS INTERVENTION CENTER
WAGONER COMMUNITY HOSPITAL-BILL WILLIS
WAGONER HOSPITAL - CRISIS UNIT
WESTERN STATE PSYCHIATRIC CTR
WHEATLAND MH CTR, INC.

Domestic Violence and Sexual Assault

ACMI HOUSE INC
ACTION ASSOCIATES, INC.
CALL RAPE INC.
COMMUNITY CRISIS CENTER, INC.
CRISIS CONTROL CENTER
D.V. PROGRAM OF N. CENTRAL OKLAHOMA
DOMESTIC VIOL INTERVEN
FAMILY CRISIS & COUNSELING CTR
FAMILY CRISIS CTR, INC.
FAMILY RESOURCE CENTER
FAMILY SHELTER
HELP-IN-CRISIS, INC.
KIBOIS WOMEN'S SHELTER
N.W. DOMESTIC CRISIS SERVICES
NEW DIRECTIONS, INC.
OKMULGEE CO FAMILY RESC CENTER
PROJECT SAFE, INC.
ROGERS CO COMMUNITY SERVICES
S.O.S. FOR FAMILIES
STEPHENS CO. VOL. FOR CRISIS,I

AGENCY TYPE**AGENCY NAME**

STILLWATER DOM/VIOLENT SERVICES
TULSA SEXUAL ASSAULT NURSE EN
WOMEN IN SAFE HOMES, INC.
WOMEN'S CRISIS SERVICES
WOMEN'S SVC/FAM RESOURCE CTR
WOMENS RESOURCE CENTER
YWCA CRISIS CENTER
YWCA OF OKC CRISIS SERVICES

Hospitals

EASTERN STATE HOSPITAL
GRIFFIN MEMORIAL HOSPITAL
OKLAHOMA BEHAVIORAL HEALTH SERVICES
OKLAHOMA YOUTH CENTER

Other Agencies

CENTER FOR CHILDREN & FAMILIES
CROSSROADS INCORPORATED
DIVORCE VISITATION ARBITRATION
PEOPLE INCORPORATED
SAFE HAVEN
THUNDERBIRD CLUBHOUSE
TRANSITION HOUSE INC.
TULSA METROPOLITAN MINISTRY

Residential Care

ADA RESIDENTIAL CARE
BOLEY RESIDENTIAL CARE HOME
BOLEY RESIDENTIAL CARE HOME II
CLETA'S COTTAGE
COPP'S RESIDENTIAL CARE, INC.
COUNTRY LANE RESIDENTIAL CARE HOME
DON MENTZER FACILITY
DOW RESIDENTIAL CARE HOME
DUNCAN COMMUNITY RESIDENCE INC
EDNA LEE'S RESIDENTIAL CARE
EL RENO RESIDENTIAL CARE HOME
FAIR OAKS
GREEN ACRES
HAV-TAPINC DBA, THE HARBOR
HIGH CEDAR RESIDENTIAL CARE
LAKE FRANCIS RES. CARE, LLC
LAKE FRANCIS RETIREMENT CENTER
LARI'S RESIDENTIAL CARE, LLC
MEADOW BROOK RESCARE
MILLER COZY HOME, INC.
NEW BEGINNING
NORTH FORK RESIDENTIAL CARE

AGENCY TYPE**AGENCY NAME**

ORCHARD GROVE
PADEN RESIDENTIAL CARE
PRAGUE ASSISTED LIVING CENTER
RAMBLING ROSE RESIDENTIAL CARE
SANTE FE RESIDENTIAL CARE
SHERRY'S OLD FASHION ROOM AND BOARD
SOUTHWEST RETIREMENT HOME, INC
SUGAR MOUNTAIN RETREAT
SUNNY ACRES BOARDING MANOR INC
SUNNY ACRES RESIDENTIAL CARE

Substance Abuse

A BETTER CHANCE
ADA AREA CHEMICAL DEP. CTR
ALPHA II, INC.
ALTERNATIVEWORKS
BRIDGEWAY
CAA TURNING POINT
CARE FOR CHANGE INC.
CITIZEN POTOWATOMI NATION
COMMUNITY ALCOHOLISM SERVICES
COMMUNITY CHILDREN'S SHELTER
COMMUNITY DEVELOPMENT SUPPORT ASSOCIATION
COPE, INC.
COUNSELING CENTER OF S.E. OKLAHOMA
DRUG RECOVERY, INC.
EAGLE RIDGE INSTITUTE
EDMOND FAMILY SERVICES, INC.
GATEWAY TO PREVENTION/RECOVERY
GREAT PLAINS YOUTH & FAMILY SERVICES, INC.
HOMINY HEALTH SRVCS CTR INC.
HOUSE OF HOPE INC
HUMAN SKILLS & RESOURCES
INDIAN HEALTH CARE RESRCE CTR
KIAMICHI COUNCIL ON ALCOHOLISM
LATINO COMMUNITY DEV. AGENCY
LEFLORE CO. YOUTH/FAMILY SERVICES, INC.
LIFE IMPROVEMENT CENTER
LOGAN COUNTY YOUTH & FAMILY SERVICES, INC.
MARIE DETTY YOUTH SVC CTR
METRO TULSA SUBSTANCE ABUSE SERVICE
MONARCH, INC.
MOORE ALC/DRUG CTR
MUSKOGEE COUNTY COUNCIL OF YOUTH SERVICES
N.E. OK COUNCIL ON ALCOHOLISM
NATIVE AMERICAN CENTER OF RECOVERY
NEW DIRECTIONS

AGENCY TYPE**AGENCY NAME**

NEW HOPE OF MANGUM
NORMAN AL/DRUG TREATMENT CTR
NORMAN ALCOHOL INFORMATION CTR
NW SUBSTANCE TREATMENT CNTR
OPPORTUNITIES, INC., CDTC
PAYNE CO COUNSELING SVC, INC.
PAYNE COUNTY DRUG COURT, INC.
RIVERSIDE COUNSELING
ROADBACK, INC.
ROGERS COUNTY DRUG ABUSE
S.W. YOUTH & FAMILY SERVICES
SECOND CHANCE CDU
STARTING POINT II, INC.
STREET SCHOOL INC
THE BROWN SCHOOLS OF OKLAHOMA, INC
THE LASTSTOP
THE NEXT STEP NETWORK, INC.
THE OAKS REHAB. SERVICES CTR
THE REFERRAL CENTER
TOTAL LIFE COUNSELING
TRI-CITY YOUTH & FAMILY CENTER
TRI-CITY SUBSTANCE ABUSE CTR
TURNING POINT
TWELVE & TWELVE, INC
VINITA AL/DG TREATMENT CTR

ODMHSAS

Refers to the Oklahoma Department of Mental Health and Substance Abuse Services.

Other Indicators

There are several groups of clients that are of special interest because they have special treatment needs, state or federal requirements regarding their placement or the services they receive, or because they are part of a priority population. The definitions of these groups and criteria for their selection are provided below:

- **Custody of DHS**

The client, 18 years of age or younger, is in the custody of the Department of Human Services.

- **Custody of DOC**

The client is in the custody of the Department of Corrections. Clients under house arrest, electronic monitoring, or in prison are all considered to be in the custody of DOC. Clients on probation or parole are not.

- **Custody of OJA**

The client, 18 years of age or younger, is in the custody of the Office of Juvenile Affairs.

- **Deaf and Hearing Impaired**

Clients who are deaf, hard of hearing, or indicated the need for an interpreter for the deaf were grouped to form the Deaf and Hearing Impaired category.

- **Homeless**

A homeless person under ICIS criteria is a person who: (a) lacks a fixed, regular and adequate night time residence AND (b) has a primary night time residence that is a supervised publicly or privately operated shelter designed to provide temporary living accommodations including welfare hotels, congregate shelters, halfway houses, and transitional housing for the mentally ill; or an institution that provides a temporary residence for individuals intended to be institutionalized; or a public or private place not designed for, or ordinarily used as, a regular sleeping accommodation for human beings, not limited to people living on the streets. Individuals are considered homeless if they have lost their permanent residence, and are temporarily living in a shelter to avoid being on the street. Prisoners being released or in the custody of a correctional facility are not considered homeless at the time of admission for treatment. The definition also excludes persons in a hospital, residential care facility, commercial hotel/motel, supervised apartment, or living with parent/other relative (even if only temporarily). The definition does include domestic violence and sexual assault shelters, as the persons have fled a residence that is not adequate (i.e., not safe).

- **Legal Status**

Legal Status has three categories; Voluntary, Civil Involuntary, and Criminal Involuntary. The categories of legal status (with ICIS codes) are as follows:

Voluntary. These clients enter treatment voluntarily and are coded Voluntary Admission (01), Court Voluntary (02), Informal Admission (16), or Other (18).

Civil Involuntary. These clients are required by the court system to receive services, even though they may be reluctant. They are coded Court Commitment (03), Order of Detention (06), Juvenile Court Order (07), Transfer – Other Legal Entity (08), Court Ordered Juveniles in Need of Treatment, DHS given custody (10), Court Ordered Juveniles in Need of Treatment Parental Custody Retained (11), Emergency Detention (12), Continued Court Detention (13), 28-Day Court Commitment (14), or Protective Custody (17).

Criminal Involuntary. These clients are required to receive services because they have been accused of or have committed a crime. Codes include the following; Incompetent to Stand Trial (04), Not Guilty by Reason of Insanity (05), Court Order for Observation and Evaluation (09), Court Referred DUI Clients (15), Criminal Hold (20), or Court Commit with Hold (21).

- **Adults with Serious Mental Illness (SMI)**

SMI denotes clients who have been identified **at any time** as having a serious mental illness using the formal ODMHSAS definition. According to this definition, an Adult with a Serious Mental Illness must be an individual 18 years of age or older.

- **Children with a Serious Emotional Disturbance (SED)**

SED refers to children who meet departmental criteria for having a Serious Emotional Disturbance.

- **Any Alcohol/Drug Problem**

A substance abuse client is one who has one or more DSM-IV Axis I primary, secondary or tertiary diagnoses from categories 1.a. or 1.b. (in the Dual Diagnosis definition below) or one or more ICIS Substance Abuse Related Problems (710-731, 741-743). Clients identified only as co-dependents are not identified as substance abusers.

- **Dual Diagnosis Client**

A dual diagnosis client is one who meets the criteria for having a substance abuse diagnosis from categories 1.a. or 1.b. below and meets the criteria for a mental illness based on one or more DSM-IV Axis II primary, secondary, or tertiary diagnoses from categories 2.a. through 2.e. below.

1.a. Psychoactive Substance Induced Organic Disorders: 291.0-291.8, 292.0-292.83, 292.89-282.99

- b. Psychoactive Substance Use Disorders: 303.0-305.99.
- 2.a. Schizophrenia: 295.10, 295.20, 295.30, 295.40, 295.60, 295.70, 295.90
- b. Delusional (Paranoid) Disorder: 297.1
- c. Other Psychotic Disorders: 295.40, 295.70, 297.3, 298.8, 298.9, 297.1, 297.3
- d. Mood Disorders: 296.20-296.7
- e. Borderline Personality Disorder: 301.83

▪ **Indigent**

A person whose applicable income falls at or below 200% of the Federal Poverty Level is considered indigent. To determine whether the client was indigent, the household gross annual income must have been reported. The ODMHSAS eligibility criteria for indigence are based on the weighted average poverty thresholds provided annually by the U. S. Department of Commerce. The following table presents the threshold levels for FY02.

**Oklahoma Department of Mental Health and Substance Abuse Services
Eligibility Criteria
Indigence Threshold
(200% of Federal Poverty Guideline)**

Number of Persons in Household	Household Gross Annual Income
1	\$17,180
2	\$23,220
3	\$29,260
4	\$35,300
5	\$41,340
6	\$47,380
7	\$53,420
8	\$59,460
9 or more	Add \$ 6,040 to \$59,460 for each additional person

Presenting Problem/Diagnosis

Categories for this variable are based on the DSM-IV primary diagnosis or primary presenting problem. If the admitting agency has clinicians qualified to make a diagnosis, the diagnosis is used, otherwise, a presenting problem is used to define a client's category.

Categories	Codes
Developmental Disorders	
DSM-IV Codes:	302.5-302.69, 302.85, 307-307.39, 307.5-307.99, 309.21, 312-312.29, 312.9-313.21, 313.81-313.89, 314-314.99, 315-319.99, 299-299.99
Presenting Problems:	210, 240
Non Alcohol/Drug Related Organic	
DSM-IV Codes:	290-290.99, 293-293.83, 294-294.80, 310-310.10
Alcohol Abuse	
DSM-IV Codes:	291-291.99, 293.9, 303-303.99, 305-305.02
Presenting Problems:	741, 710, 711
Other Substance Abuse	
DSM-IV Codes:	305.1-305.99, 292-292.99, 304-304.99
Presenting Problems:	742, 743, 744, 720-731
Schizophrenia	
DSM-IV Codes:	295 (excluding 295.4, 295.7)
Other Psychotic	
DSM-IV Codes:	297-298.9, 295.40, 294.9, 295.70
Presenting Problems:	510-530, 650
Mood Disorders	
DSM-IV Codes:	296-296.99 301.13, 300.4-300.49, 293.89, 311-311.99
Presenting Problems:	500-503

Categories	Codes
Other Non-Psychotic	
DSM-IV Codes:	300-300.39, 300.6-300.99, 302-302.49, 302.7-302.84, 302.89-302.99, 307-4-307.49, 307.8, 312.8, 308.3-309.19, 309.23-309.99, 312.3, 316-316.99, 780.50
Personality Disorders	
DSM-IV Codes:	301-301.9
Social Conditions	
DSM-IV Codes:	V40.00-V40.60, V61-V71.02, 955.5-995.81
Presenting Problems:	740, 450, 620-632, 311-420
Deferred/No Diagnosis	
DSM-IV Codes:	799.9-799.90, V71.09
Presenting Problems:	110, 130

Race

Clients who selected more than one category from the choices below, indicating their race, are grouped in the Two or More Races category. The Unknown category was utilized to group Clients who made no selection from the choices below indicating their race.

The following groupings are used for reporting race:

- White
- Black
- Native American
- Hispanic
- Asian
- Two or More Races
- Unknown

Units of Service: Day and Hourly

The time provider agency staff spend delivering services to or for service recipients is reported in days, parts of days or minutes (summed to hours). Following is a list of codes and descriptions for services funded by DMHSAS in FY02.

Services	Category	Code	Description
Day	Crisis Stabilization	002E	Crisis Stabilization
	Detoxification	002B	Detoxification
		001B	Medical Detoxification
		002C	Non-medical Detoxification (social)
		002K	Non-medical Detoxification
	Housing	003M	Dependent Children Of Substance Abuse in Halfway House
		003N	Dependent Children Of Substance Abuse In Residential Treatment
		003G	Domestic Violence Residential Shelter For Primary Victims
		003H	Domestic Violence Residential Shelter For Dependents
		003P	Enhanced Residential Care
		004E	Family Self Sufficiency Program
		003B	Halfway House
		003A	Halfway House Services for Pregnant and Postpartum Women
		003S	Halfway House Services for Women with Dependent Children
		003T	Halfway House Service for Dually Diagnosed
		003Y	Halfway House Services for Adolescents
		003C	Independent Living Training Program
		003V	Permanent Congregate Housing with Onsite Support
		003Z	Permanent Congregate House
		003K	Residential Care
		003Q	Safe Haven
		003I	Short-term Emergency Shelter
		003F	Sponsored Family Program
		003J	Sponsored Housing Program
		003E	Supervised Housing
	003R	Transitional Living	
	Inpatient	001D	Acute Inpatient
		001C	Acute Medical Care
		001A	Intermediate Inpatient
	Residential Treatment	002Q	Enhanced Residential Treatment - Mental Health
		002N	Intensive Residential Substance Abuse Treatment
		002R	Intensive Residential Treatment
		002P	Intensive Residential Treatment - Mental Health
		002A	Residential Treatment (Substance Abuse & Mental Health)

Services	Category	Code	Description
		002G	Residential Treatment for Adolescents
		002H	Residential Treatment for Women with Dependent Children
		002J	Residential Treatment Dually Diagnosed
		002S	Residential Treatment
		002M	Services to Dependent Children of Substance Abuse Clients in Residential Treatment
Hourly			
	Evaluation/Assessment		
		106	Clinical Testing
		100	Competency Evaluation
		102	Court Related Evaluation
		309	Drug Screening
		104	DUI Assessment
		110	Evaluation and Assessment
		101	Evaluation/assessment
		107	Group Assessment
		138	Institution Based SA Screening
		105	Referral
		300	Treatment Plan Review
		400	Treatment Planning
	Counseling		
		590	Divorce Visitation Arbitration Services
		132	Family/marital
		137	Family/Marital Counseling (Mental Health Professional)
		131	Group Counseling
		136	Group Counseling (Mental Health Professional)
		135	Individual Counseling (Mental Health Professional)
		130	Individual Counseling
		241	Peer Counseling
		249	Staff Time Providing Support Group Service (Project Heartland)
	Crisis Intervention		
		133	Crisis Intervention Counseling
		134	Crisis Intervention Telephone
		120	Emergency/Crisis (face/face)
		121	Emergency/Crisis (telephone)
		123	Mobile Crisis Service
	Case Management		
		212	Case Management
		225	Case Management
		226	Case Management
		852	Case Management & Home-based Travel
		204	Client Advocacy
		207	Home-based Services
		213	Intensive Case Management

Services	Category	Code	Description
	Physician/Lab Services	301	Laboratory
		305	Medical Review
		308	Medication Delivery
		304	Pharmacological Management
	Other Day Services	004C	Day School/6 Hours
		434	Intensive Outpatient Services- Group
		433	Intensive Outpatient Services- Individual
	Other Outpatient Services	214	Assertive Community Treatment
		500	Consultation
		109	Court Related Services
		210	Disaster Support Service
		501	Education
		190	Gate-keeping
		191	Gate-keeping Extension
		565	Institution-based Substance Abuse Treatment
		571	PACT Client Support
		252	PACT Timeline Development
		506	Sexual Assault Nurse Examiner (SANE) Training
		504	System Support
		503	Training
		505	Treatment Team Meeting
	Outreach	551	Community Outreach
		553	Community Outreach to Children
		552	Intensive Outreach to Children
		550	Outreach
		561	Prevention Type Activities
		560	Substance Abuse Early Intervention
	Rehabilitation	203	Client Education
		242	Consumer Drop-in Center
		430	Day Treatment Hourly
		217	Group Rehabilitative Treatment
		216	Individual Rehab Treatment
		431	Psycho-social Hourly
		205	Resource Skills Development
		251	Resource Skills Development by Peers
		224	Substance Abuse Dx\Prob-Related Education (Family)
		219	Substance Abuse Dx\Prob-Related Education (Group)
		218	Substance Abuse Dx\Prob-Related Education (Individual)
		211	Substance Abuse Dx\Prob-Related Education
		202	Socialization

Services	Category	Code	Description
	Vocational	243	Employment Training
		570	Job Retention Support
		245	Pre-vocational
		244	Vocational Training

Various Categories:

In response to many special report requests in past years, the special reports table was generated to address the majority of those requests.

Description of Sections and Tables

The Data Book consists of two sections. The first section displays Counts of Admitted Clients Served by Funding Source for Sex, Age, Race, Presenting Problem/Diagnosis, County of Residence, and Other Indicators. The second section presents Counts of Day and Hourly Units of Service by Funding Source for Admitted Clients and Contacts. Each section contains six tables presenting data for 1) Statewide Total, 2) Agency, 3) Agency Type, 4) Count of Residence, 5) Planning Area, and 6) Various Categories.

Section One: Admitted Clients Served by Funding Source

Admitted Clients Served are clients who have an admission transaction in the ICIS before or during the report year and had received a service during the report year. For this section, they are counted only once in the total for each level of aggregation or category in which they appear. This is called an unduplicated count. For example, a client may receive services at one hospital and then receive services at another hospital in the same year. This client would be counted twice (once at each hospital) in the agency report, but only once in the agency type and statewide tables. Because information such as age and sex should remain constant (except for data entry errors), counts for categories of these variables will sum to the total clients served on each table. Variables that might change from admission at one facility to admission at another or over time, (e.g., legal status, diagnosis, and target population) can be counted in more than one category and should not be summed.

This section shows only clients who were admitted for services and excludes contacts. It enumerates admitted clients, but further limits the counts to specific subgroups of the client population. Each individual counted has received a service at some time during the year regardless of the year he/she was admitted. Clients are grouped by frequently referenced demographics: Sex, Age, Race, Presenting Problem/Diagnosis, County of Residence, and Other Indicators. A client may be in more than one of these groups, or a client's group may change during the year. As a result, the sum of target populations exceeds the total number served. However, for any given population, the age, race, and sex, which do not change (age is calculated as of a single point in time), are unduplicated counts and should equal the total.

Section Two: Units of Service by Funding Source

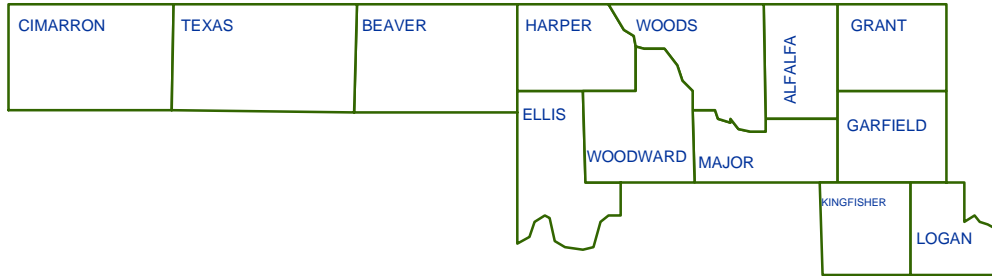
This section helps to quantify the Department's impact on the community by reporting the total number of individuals identified as receiving a service during the fiscal year. It also presents Summaries for all types of services funded through the ODMHSAS.

Individuals are counted as contacts when they call or visit an agency, but are not admitted. In general, a person can be reported as a contact twice at the same agency within a twelve-month period, but services are not given a third time without an admission. A client can also seek services at another agency and be counted as a contact there. In the Data Book report, an agency's contact counts exclude individuals who are subsequently admitted there. Additionally, two types of contacts are excluded from counts: Emergency Contacts and Group Contacts. In these cases, individuals are not identified and their addition would likely produce duplicated counts. However, the services to those individuals are reported.

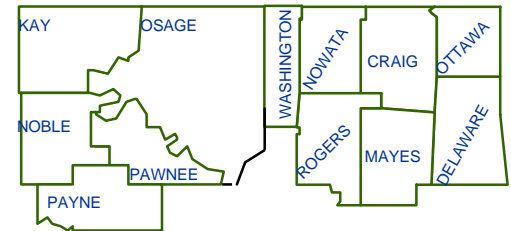
OKLAHOMA DEPARTMENT OF MENTAL HEALTH
AND SUBSTANCE ABUSE SERVICES

Planning Areas

Northwest



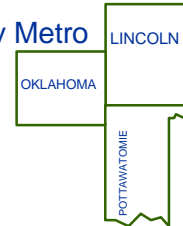
Northeast



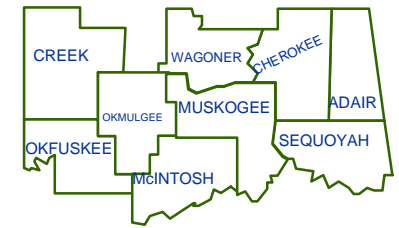
Tulsa Metro



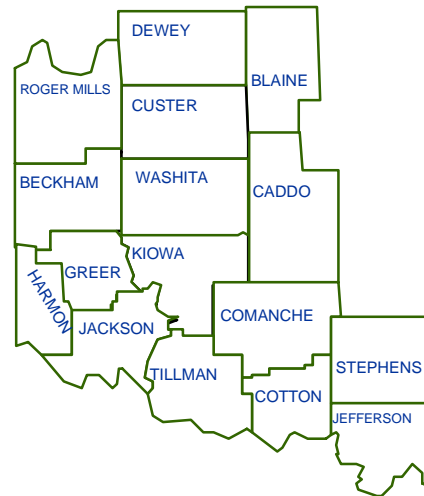
Oklahoma City Metro



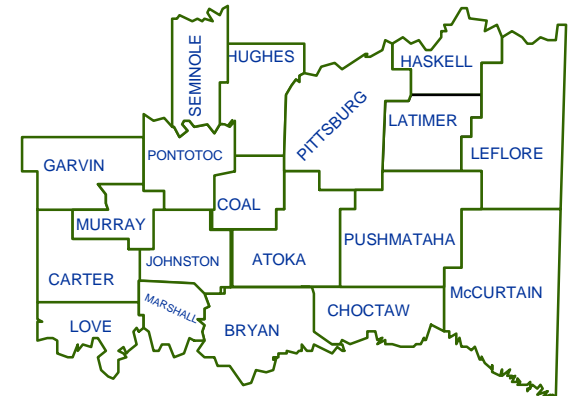
East Central



Central



Southwest



Southeast