

# *data*

BOOK FOR FISCAL YEAR 1993

Admitted Clients Served  
By Funding Source

Table 1. Counts of Admitted  
Clients Served for Statewide  
Total

Oklahoma Department of Mental Health and Substance Abuse Services  
Evaluation and Data Analysis Section  
P. O. Box 53277 • Oklahoma City, OK 73152 • 405 522 3813

# DATA BOOK FOR FISCAL YEAR 1993

Published by

Oklahoma Department of Mental Health and Substance Abuse  
Services

Prepared by

**Ali Akour, Ph.D.**

Data Analyst, Evaluation and Data Analysis Section  
Decision Support Services

2002

---

**Terry Cline, Ph.D., Commissioner**  
**Steve Davis, Ph.D., Director of Decision Support Services**  
**Mark Reynolds, Ed. D., Evaluation & Data Analysis Data Projects Manager**

## Public Domain Notice

The Data Book for Fiscal Year 1993 is in the public domain and may be reproduced or copied without permission from the Oklahoma Department of Mental Health and Substance Abuse Services. However, this publication may not be reproduced or distributed for a fee without the specific, written authorization of Oklahoma Department of Mental Health and Substance Abuse Services. Citation of the source is appreciated.

## Electronic Access to Publication

This publication is available on the World Wide Web at:  
<http://www.odmhsas.org/specialreports.htm>

## How to Contact Us

**Oklahoma Department of Mental Health and Substance Abuse Services  
Evaluation and Data Analysis Section**

P.O. Box 53277

Oklahoma City, OK 73152-3277

(405) 522-3813

# Contents

---

## Introduction

### Admitted Clients Served by Funding Source

- Table 1. Counts of Admitted Clients Served for **Statewide Total**
- Table 2. Counts of Admitted Clients Served for each **Agency**
- Table 3. Counts of Admitted Clients Served for each **Agency Type**
- Table 4. Counts of Admitted Clients Served for each **County of Residence**
- Table 5. Counts of Admitted Clients Served for each **Planning Area**
- Table 6. Counts of Admitted Clients Served for **Various Categories**

## Appendix

### Definitions of Terms and Categorization Variables

### Description of the Data Book

### Map of Planning Areas

# DATA BOOK FOR FISCAL YEAR 1993

## Introduction

---

Prior to Fiscal Year 1999, any client seen at an Oklahoma Department of Mental Health and Substance Abuse Services (ODMHSAS) contracted facility was reported, regardless of who paid for the service. Starting with Fiscal Year 1999, only clients funded in full or in part by ODMHSAS were reported. Therefore, previous years' reported client counts will be larger than in following years.

During the Fiscal Year 1993, the State of Oklahoma expenditures on community mental health services, inpatient facilities, substance abuse services, domestic violence/sexual assault services, and departmental management amounted to approximately \$152 million dollars. An unduplicated total of approximately 77,037 recipients were served system-wide in FY 1993. The unduplicated total of 77,037 recipients consists of 58,933 recipients that were admitted and served and 18,104 recipients that were contacts. This Data Book report is generated to provide basic information about these recipients for policy makers, interest groups, and others working to improve the quality of life for those in need.

The Data Book report is produced by the Evaluation and Data Analysis Section of the Decision Support Services Division at the ODMHSAS. The report summarizes demographic information for clients served in agencies operated by or funded through ODMHSAS. To create the Data Book report, data are extracted from the ODMHSAS Integrated Client Information System (ICIS). ICIS contains demographic and service information about service recipients and agencies.

This Data Book report focuses on Admitted Clients Served by Funding Source. To meet the specific needs of a variety of entities, the information is divided into tables and each table presents a different view of the data. Definitions of terms and a map of planning areas are also provided.

**Oklahoma Department of Mental Health and Substance Abuse Services**  
**Counts of Admitted Clients Served by Funding Source for Statewide Total During FY1993**  
**All Agencies**

	<b>Funding Source</b>						
	<b>Total</b>	<b>Mental Health</b>	<b>Substance Abuse</b>	<b>Domestic Violence</b>	<b>Residential Care</b>	<b>Medicaid</b>	<b>Other</b>
<b>Total</b>							
Unduplicated Count	58,933	37,971	16,198	8,385	1,322	0	1,525
<b>Agency Type</b>							
Community Mental Health	36,523	35,753	2,645	0	0	0	464
Domestic Violence and Sexual Assault	8,644	0	585	8,301	0	0	253
Hospitals	4,394	4,394	0	0	0	0	0
Other	796	454	270	86	0	0	0
Residential Care	1,322	60	0	0	1,322	0	17
Substance Abuse	13,442	9	13,250	0	0	0	793
<b>Sex</b>							
Female	31,451	21,404	5,709	6,224	563	0	570
Male	27,482	16,567	10,489	2,161	759	0	955
<b>Age</b>							
0-4	2,046	323	129	1,556	0	0	96
05-17	7,660	4,238	1,399	2,082	0	0	244
18-20	2,331	1,301	805	379	18	0	84
21-24	4,533	2,550	1,603	772	59	0	107
25-34	15,387	9,241	5,663	1,976	237	0	462
35-44	13,548	9,147	4,457	1,092	326	0	357
45-54	6,963	5,480	1,478	345	279	0	125
55-64	3,536	3,023	485	100	216	0	31
65-74	1,811	1,651	140	30	136	0	11
75-84	761	724	27	5	43	0	4
85+	358	293	12	48	8	0	4
<b>Race</b>							
White	44,698	30,500	11,330	5,484	999	0	1,063
Black	7,717	4,205	2,601	1,389	168	0	257
Native American	4,793	2,308	1,862	1,064	116	0	147
Hispanic	1,695	896	414	410	36	0	52
Asian	246	175	28	50	6	0	6
<b>Presenting Problem/Diagnosis</b>							
	44,273	32,931	13,943	43	436	0	633
Social Conditions	14,192	3,479	2,145	7,796	797	0	159
Deferred/No Diagnosis	4,901	2,035	1,552	565	142	0	736
<b>County of Residence</b>							
Adair	296	221	31	45	29	0	0
Alfalfa	96	68	32	1	0	0	1
Atoka	180	148	30	6	1	0	2
Beaver	52	36	12	5	1	0	0
Beckham	620	553	38	19	53	0	18
Blaine	275	233	39	13	1	0	6
Bryan	951	721	75	215	1	0	4
Caddo	329	193	108	46	0	0	5
Canadian	1,128	896	126	80	79	0	6
Carter	1,064	843	153	119	0	0	65
Cherokee	825	592	90	170	79	0	7
Choctaw	374	182	122	84	1	0	4
Cimarron	34	19	14	1	1	0	4

Notes: The same client may be counted in more than one category, e.g., clients can receive services under more than one contract source, in more than one "County of Residence," or may have multiple "Other Indicators." Please see Definition page for other considerations.

**Oklahoma Department of Mental Health and Substance Abuse Services**  
**Counts of Admitted Clients Served by Funding Source for Statewide Total During FY1993**  
**All Agencies**

	<b>Funding Source</b>						
	<b>Total</b>	<b>Mental Health</b>	<b>Substance Abuse</b>	<b>Domestic Violence</b>	<b>Residential Care</b>	<b>Medicaid</b>	<b>Other</b>
Cleveland	3,060	1,753	1,038	251	165	0	147
Coal	106	71	24	13	0	0	1
Comanche	2,030	1,172	582	465	85	0	61
Cotton	66	32	24	9	4	0	0
Craig	628	480	38	10	257	0	2
Creek	948	715	186	89	0	0	2
Custer	763	552	124	100	5	0	25
Delaware	391	287	66	43	12	0	2
Dewey	66	58	6	3	0	0	2
Ellis	47	36	9	5	0	0	0
Garfield	1,067	722	253	207	3	0	20
Garvin	540	483	71	18	1	0	5
Grady	973	642	226	161	0	0	5
Grant	60	44	8	13	0	0	0
Greer	126	97	24	9	0	0	6
Harmon	43	18	4	23	0	0	0
Harper	61	53	5	4	0	0	0
Haskell	174	150	19	8	0	0	3
Hughes	255	209	38	9	0	0	4
Jackson	623	294	86	281	2	0	6
Jefferson	47	31	15	4	1	0	0
Johnston	303	264	37	26	0	0	5
Kay	1,198	851	202	190	0	0	109
Kingfisher	203	177	61	9	0	0	0
Kiowa	223	167	39	24	1	0	2
Latimer	105	87	13	5	1	0	1
LeFlore	567	341	87	148	1	0	7
Lincoln	604	498	77	41	0	0	9
Logan	462	228	235	38	0	0	6
Love	126	115	14	4	0	0	0
Major	83	65	11	10	0	0	0
Marshall	294	257	29	28	0	0	4
Mayes	512	375	50	84	63	0	3
McClain	242	151	80	16	0	0	4
McCurtain	754	260	248	265	1	0	0
McIntosh	365	300	31	14	57	0	2
Murray	348	306	46	8	5	0	1
Muskogee	2,246	1,830	243	249	28	0	11
Noble	208	111	91	15	0	0	6
Nowata	116	73	21	27	0	0	1
Okfuskee	267	215	39	6	25	0	8
Oklahoma	12,943	8,148	4,315	1,122	89	0	343
Okmulgee	701	575	102	44	5	0	9
Osage	525	310	191	56	1	0	19
Ottawa	484	337	61	101	0	0	3
Pawnee	235	107	116	21	1	0	15
Payne	1,554	501	737	273	3	0	176
Pittsburgh	983	704	241	34	36	0	15
Pontotoc	1,003	645	203	199	19	0	23
Pottawatomie	1,134	548	412	203	0	0	44
Pushmataha	265	103	138	30	0	0	2
Roger Mills	33	28	5	0	0	0	0
Rogers	805	586	184	23	109	0	5
Seminole	781	548	225	28	0	0	18

Notes: The same client may be counted in more than one category, e.g., clients can receive services under more than one contract source, in more than one "County of Residence," or may have multiple "Other Indicators." Please see Definition page for other considerations.

**Oklahoma Department of Mental Health and Substance Abuse Services**  
**Counts of Admitted Clients Served by Funding Source for Statewide Total During FY1993**  
**All Agencies**

	<b>Funding Source</b>						
	<b>Total</b>	<b>Mental Health</b>	<b>Substance Abuse</b>	<b>Domestic Violence</b>	<b>Residential Care</b>	<b>Medicaid</b>	<b>Other</b>
Sequoyah	624	524	70	45	70	0	4
Stephens	485	283	154	79	23	0	11
Texas	354	198	151	7	0	0	15
Tillman	135	86	39	22	0	0	3
Tulsa	7,874	4,485	3,243	1,201	49	0	166
Wagoner	418	267	107	71	2	0	5
Washington	1,220	381	252	669	2	0	3
Washita	185	159	14	16	0	0	5
Woods	271	244	27	2	0	0	1
Woodward	626	391	92	145	25	0	9
Out of State/Unknown	896	204	352	364	7	0	42
<b>Other Indicators</b>							
Deaf and Hearing Impaired	498	368	161	23	7	0	6
Dual Diagnosis	7,206	6,629	1,646	27	46	0	117
Homeless	5,068	1,922	1,778	1,663	71	0	125
SED (6-17)	1,185	1,106	66	3	0	0	51
SMI (If ever)	21,749	19,874	3,057	674	1,224	0	345

Notes: The same client may be counted in more than one category, e.g., clients can receive services under more than one contract source, in more than one "County of Residence," or may have multiple "Other Indicators." Please see Definition page for other considerations.

# Definitions of Terms and Categorization Variables

---

The following are definitions of terms and categorization variables used in this Data Book report.

## **Admitted Clients Served**

Admitted Clients Served had an admission transaction in the ICIS before or during the report year and had received a service during the year. They are counted only once in the total for each level of aggregation. This is called an unduplicated count.

## **Age**

Client age is computed using the client's age at the middle of the fiscal year.

## **Contacts**

Individuals are counted as contacts when they call or visit an agency, but are not admitted.

## **Funding Source**

Funding Source helps identify the payment source of services. Frequently, clients receive services under multiple funding sources. The funding source categories for this report were Mental Health, Substance Abuse, Domestic Violence, Residential Care, Medicaid, and Other.

## **ICIS**

The Oklahoma Department of Mental Health and Substance Abuse Services maintains an agency-wide database, the Integrated Client Information System (ICIS), to which all Department-funded services and transactions are reported. The ICIS contains demographic and service information about clients and agencies.

## **List of Agencies by Type**

The following is a list of agencies by type that provided data during the Fiscal Year 1993:

**AGENCY TYPE****AGENCY NAME****Community Mental Health**

ASSOCIATED CENTERS FOR THERAPY, INC.  
BILL WILLIS MENTAL HEALTH  
CARL ALBERT CMHC  
CENTRAL OKLAHOMA CMHC  
CHISHOLM TRAIL COUNSELING SERVICES  
COMMUNITY COUNSELING CENTER  
CREEKS MENTAL HEALTH SERVICES  
EDWIN FAIR CMHC  
FAMILY MENTAL HEALTHCENTER  
GRAND LAKE M.H.C.  
GREEN COUNTRY BEHAVIORAL HEALTH SERVICES  
HOPE COMMUNITY SERVICES, INC.  
JIM TALIAFERRO CMHC  
MENTAL HEALTH SERVICES OF SOUTHERN OKLAHOMA  
NORTH CARE CENTER  
OK COUNTY CRISIS INTERVENTION CENTER  
PARKSIDE, INC.  
RED ROCK BEHAVIORAL HEALTH SERVICES  
RED ROCK WEST  
STAR MENTAL HEALTH  
WESTERN STATE PSYCHIATRIC CENTER  
WHEATLAND MENTAL HEALTHCENTER, INC.

**Domestic Violence and Sexual Assault**

ACMI HOUSE INC  
ACTION ASSOCIATES, INC.  
COMMUNITY CRISIS CENTER, INC.  
CRISIS CONTROL CENTER  
D.V. PROG. OF N. CENTRAL OK.  
DOMESTIC ABUSE SAFE HOUSE-DASH  
DOMESTIC VIOLENCE INTERVENTION SERVICES  
FAMILY CRISIS & COUNSELING CENTER  
FAMILY CRISIS CENTER, INC.  
FAMILY SHELTER  
HELP-IN-CRISIS, INC.  
N.W. DOMESTIC CRISIS SERVICES  
NEW DIRECTIONS, INC.  
PROJECT SAFE, INC.  
S.O.S. FOR FAMILIES  
STILLWATER DOMESTIC VIOLENCE SERVICE INC.  
TULSA SEXUAL ASSAULT NURSE EXAMINERS PROGRAM  
WOMEN IN SAFE HOMES, INC.  
WOMEN'S CRISIS SERVICES  
WOMEN'S SERVICE & FAMILY RESOURCE CENTER  
WOMENS RESOURCE CENTER  
YWCA CRISIS CENTER  
YWCA OF OKC CRISIS SERVICES

AGENCY TYPE	AGENCY NAME
<b>Hospitals</b>	EASTERN STATE HOSPITAL GRIFFIN MEMORIAL HOSPITAL OKLAHOMA YOUTH CENTER WESTERN STATE HOSPITAL
<b>Other Agencies</b>	CENTER FOR CHILDREN & FAMILIES CHILDREN'S MEDICAL CENTER DIVORCE VISITATION ARBITRATION GREAT PLAINS IMPROVEMENT FND. HIV RESOURCE CONSORTIUM HOMINY HEALTH SRVCS CENTER INC. PAWNEE TRIBE OF OKLAHOMA SUNBEAM FAMILY SERVICES TULSA METROPOLITAN MINISTRY
<b>Residential Care</b>	AUTUMN YEARS RESIDENT RANCH BOLEY RESIDENTIAL CARE HOME CONNECTIONS RESIDENTIAL CARE COPP'S RESIDENTIAL CARE, INC. COUNTRY COTTAGE RESID. CARE COUNTRY LANE RESID. CARE HOME DON MENTZER FACILITY DOW RESIDENTIAL CARE HOME DUNCAN COMMUNITY RESIDENCE INC EDNA LEE'S RESIDENTIAL CARE ELM TREE HOUSE FAIR OAKS GREEN ACRES LAKE FRANCIS RETIREMENT CENTER LAKEVIEW LODGING LEXINGTON ROOM & BOARD MILLER COZY HOME, INC. NORTH FORK RESIDENTIAL CARE PARKVIEW RESIDENTIAL CARE PATHWAYS SUPPORTIVE LIVING CENTER RAMBLING ROSE RESIDENTIAL CARE SANTE FE RESIDENTIAL CARE SOUTHWEST RETIREMENT HOME, INC SUGAR MOUNTAIN RETREAT SUNNY ACRES BOARDING MANOR, INC. SUNNY ACRES RESIDENTIAL CARE VIAN RESIDENTIAL CARE WESTCARE SUPP LIVING CENTER

**AGENCY TYPE****AGENCY NAME**

---

**Substance Abuse**

ADA AREA CHEMICAL DEPENDENCY CENTER, INC.  
ALPHA II, INC.  
BRIDGEWAY  
CAA TURNING POINT  
CARVER CENTER  
COMMUNITY ALCOHOLISM SERVICES  
CROSSROADS COUNSELING  
DRUG RECOVERY, INC.  
EAGLE RIDGE INSTITUTE  
EDMOND FAMILY SERVICES, INC.  
FT. SUPPLY AL/DG TX CENTER  
GATEWAY TO PREVENTION/RECOVERY  
HOUSE OF HOPE, INC.  
INDIAN HEALTH CARE RESOURCE CENTER  
KIAMICHI COUNCIL ON ALCOHOLISM  
LEFLORE COUNTY YOUTH & FAMILY SERVICES, INC.  
LIFE IMPROVEMENT CENTER  
LOGAN COUNTY YOUTH AND FAMILY SERVICES INC.  
METRO TULSA SUBSTANCE ABUSE SERVICES  
MONARCH, INC.  
MOORE ALCOHOL AND DRUG CENTER  
MUSKOGEE CO COUNCIL YTH SV  
N.E. OK COUNCIL ON ALCOHOLISM  
N.W. FAMILY SERVICES, INC.  
NAIC CENTER OF OKLAHOMA ALCOHOL & DRUG SERVICES, INC.  
NATIVE AMERICAN CENTER OF RECOVERY  
NEW HOPE OF MANGUM  
NORMAN ALCOHOL AND DRUG TREATMENT CENTER  
OPPORTUNITIES, INC.  
PAYNE CO COUNSELING SERVICES, INC.  
ROADBACK, INC.  
ROGERS COUNTY DRUG ABUSE PROGRAM, INC.  
S.W. YOUTH & FAMILY SERVICES  
SECOND CHANCE CDU  
SOAARR, INC.  
STARTING POINT II, INC.  
STREET SCHOOL, INC.  
THE NEXT STEP NETWORK, INC.  
THE OAKS BEHAVIORAL HEALTH CENTER  
THE REFERRAL CENTER  
TRI-CITY SUBSTANCE ABUSE CENTER  
TRI-CITY YOUTH & FAMILY CENTER  
TULSA REGIONAL MED. CENTER  
TURNING POINT  
TWELVE & TWELVE, INC.  
VINITA ALCOHOL AND DRUG TREATMENT CENTER  
WOMEN'S TREATMENT CENTER

## **ODMHSAS**

Refers to the Oklahoma Department of Mental Health and Substance Abuse Services.

## **Other Indicators**

There are several groups of clients that are of special interest because they have special treatment needs, state or federal requirements regarding their placement or the services they receive, or because they are part of a priority population. The definitions of these groups and criteria for their selection are provided below:

- **Deaf and Hearing Impaired**

Clients who are deaf, hard of hearing, or indicated the need for an interpreter for the deaf were grouped to form the Deaf and Hearing Impaired category.

- **Homeless**

A homeless person under ICIS criteria is a person who: (a) lacks a fixed, regular and adequate night time residence AND (b) has a primary night time residence that is a supervised publicly or privately operated shelter designed to provide temporary living accommodations including welfare hotels, congregate shelters, halfway houses, and transitional housing for the mentally ill; or an institution that provides a temporary residence for individuals intended to be institutionalized; or a public or private place not designed for, or ordinarily used as, a regular sleeping accommodation for human beings, not limited to people living on the streets. Individuals are considered homeless if they have lost their permanent residence, and are temporarily living in a shelter to avoid being on the street. Prisoners being released or in the custody of a correctional facility are not considered homeless at the time of admission for treatment. The definition also excludes persons in a hospital, residential care facility, commercial hotel/motel, supervised apartment, or living with parent/other relative (even if only temporarily). The definition does include domestic violence and sexual assault shelters, as the persons have fled a residence that is not adequate (i.e., not safe).

- **Legal Status**

Legal Status has three categories; Voluntary, Civil Involuntary, and Criminal Involuntary. The categories of legal status (with ICIS codes) are as follows:

**Voluntary.** These clients enter treatment voluntarily and are coded Voluntary Admission (01), Court Voluntary (02), Informal Admission (16), or Other (18).

**Civil Involuntary.** These clients are required by the court system to receive services, even though they may be reluctant. They are coded Court Commitment (03), Order of Detention (06), Juvenile Court Order (07), Transfer – Other Legal Entity (08), Court Ordered Juveniles in Need of Treatment, DHS given custody (10), Court Ordered Juveniles in Need of Treatment Parental Custody Retained (11), Emergency Detention (12), Continued Court Detention (13), 28-Day Court Commitment (14), or Protective Custody (17).

**Criminal Involuntary.** These clients are required to receive services because they have been accused of or have committed a crime. Codes include the following; Incompetent to Stand Trial (04), Not Guilty by Reason of Insanity (05), Court Order for Observation and Evaluation (09), Court Referred DUI Clients (15), Criminal Hold (20), or Court Commit with Hold (21).

- **Adults with Serious Mental Illness (SMI)**

SMI denotes clients who have been identified **at any time** as having a serious mental illness using the formal ODMHSAS definition. According to this definition, an Adult with a Serious Mental Illness must be an individual 18 years of age or older.

- **Children with a Serious Emotional Disturbance (SED)**

SED refers to children who meet departmental criteria for having a Serious Emotional Disturbance.

- **Any Alcohol/Drug Problem**

A substance abuse client is one who has one or more DSM-IV Axis I primary, secondary or tertiary diagnoses from categories 1.a. or 1.b. (in the Dual Diagnosis definition below) or one or more ICIS Substance Abuse Related Problems (710-731, 741-743). Clients identified only as co-dependents are not identified as substance abusers.

- **Dual Diagnosis Client**

A dual diagnosis client is one who meets the criteria for having a substance abuse diagnosis from categories 1.a. or 1.b. below and meets the criteria for a mental illness based on one or more DSM-IV Axis II primary, secondary, or tertiary diagnoses from categories 2.a. through 2.e. below.

- 1.a. Psychoactive Substance Induced Organic Disorders: 291.0-291.8, 292.0-292.83, 292.89-282.99
- b. Psychoactive Substance Use Disorders: 303.0-305.99.
- 2.a. Schizophrenia: 295.10, 295.20, 295.30, 295.40, 295.60, 295.70, 295.90
- b. Delusional (Paranoid) Disorder: 297.1
- c. Other Psychotic Disorders: 295.40, 295.70, 297.3, 298.8, 298.9, 297.1, 297.3
- d. Mood Disorders: 296.20-296.7
- e. Borderline Personality Disorder: 301.83

## Presenting Problem/Diagnosis

Categories for this variable are based on the DSM-IV primary diagnosis or primary presenting problem. If the admitting agency has clinicians qualified to make a diagnosis, the diagnosis is used, otherwise, a presenting problem is used to define a client's category.

Categories	Codes
<b>Developmental Disorders</b>	
DSM-IV Codes:	302.5-302.69, 302.85, 307-307.39, 307.5-307.99, 309.21, 312-312.29, 312.9-313.21, 313.81-313.89, 314-314.99, 315-319.99, 299-299.99
Presenting Problems:	210, 240
<b>Non Alcohol/Drug Related Organic</b>	
DSM-IV Codes:	290-290.99, 293-293.83, 294-294.80, 310-310.10
<b>Alcohol Abuse</b>	
DSM-IV Codes:	291-291.99, 293.9, 303-303.99, 305-305.02
Presenting Problems:	741, 710, 711
<b>Other Substance Abuse</b>	
DSM-IV Codes:	305.1-305.99, 292-292.99, 304-304.99
Presenting Problems:	742, 743, 744, 720-731
<b>Schizophrenia</b>	
DSM-IV Codes:	295 (excluding 295.4, 295.7)

## Categories

## Codes

### Other Psychotic

DSM-IV Codes: 297-298.9, 295.40, 294.9, 295.70

Presenting Problems: 510-530, 650

### Mood Disorders

DSM-IV Codes: 296-296.99, 301.13, 300.4-300.49, 293.89, 311-311.99

Presenting Problems: 500-503

### Other Non-Psychotic

DSM-IV Codes: 300-300.39, 300.6-300.99, 302-302.49, 302.7-302.84, 302.89-302.99, 307-4-307.49, 307.8, 312.8, 308.3-309.19, 309.23-309.99, 312.3, 316-316.99, 780.50

### Personality Disorders

DSM-IV Codes: 301-301.9

### Social Conditions

DSM-IV Codes: V40.00-V40.60, V61-V71.02, 955.5-995.81

Presenting Problems: 740, 450, 620-632, 311-420

### Deferred/No Diagnosis

DSM-IV Codes: 799.9-799.90, V71.09

Presenting Problems: 110, 130

## Race

The Unknown category was utilized to group Clients who made no selection from the choices below indicating their race.

The following groupings are used for reporting race:

- White
- Black
- Native American
- Hispanic
- Asian
- Unknown

**Various Categories:**

In response to many special report requests in past years, the special reports table was generated to address the majority of those requests.

## **Description of the Data Book**

---

This Data Book displays Counts of Admitted Clients Served by Funding Source for Sex, Age, Race, Presenting Problem/Diagnosis, County of Residence, and Other Indicators. It contains six tables presenting data for 1) Statewide Total, 2) Agency, 3) Agency Type, 4) County of Residence, 5) Planning Area, and 6) Various Categories.

### **Admitted Clients Served by Funding Source**

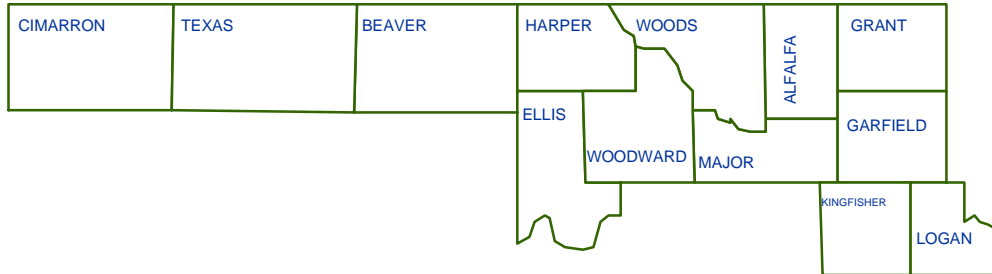
Admitted Clients Served are clients who have an admission transaction in the ICIS before or during the report year and had received a service during the report year. They are counted only once in the total for each level of aggregation or category in which they appear. This is called an unduplicated count. For example, a client may receive services at one hospital and then receive services at another hospital in the same year. This client would be counted twice (once at each hospital) in the agency report, but only once in the agency type and statewide tables. Because information such as age and sex should remain constant (except for data entry errors), counts for categories of these variables will sum to the total clients served on each table. Variables that might change from admission at one facility to admission at another or over time, (e.g., legal status, diagnosis, and target population) can be counted in more than one category and should not be summed.

This Data Book shows only clients who were admitted for services and excludes contacts. It enumerates admitted clients, but further limits the counts to specific subgroups of the client population. Each individual counted has received a service at some time during the year regardless of the year he/she was admitted. Clients are grouped by frequently referenced demographics: Sex, Age, Race, Presenting Problem/Diagnosis, County of Residence, and Other Indicators. A client may be in more than one of these groups, or a client's group may change during the year. As a result, the sum of target populations exceeds the total number served. However, for any given population, the age, race, and sex, which do not change (age is calculated as of a single point in time), are unduplicated counts and should equal the total.

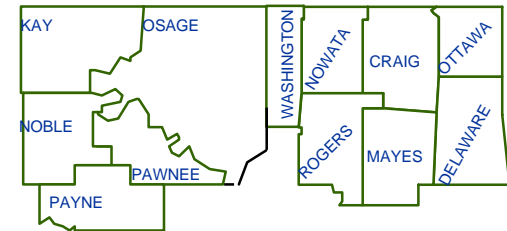
OKLAHOMA DEPARTMENT OF MENTAL HEALTH  
AND SUBSTANCE ABUSE SERVICES

# Planning Areas

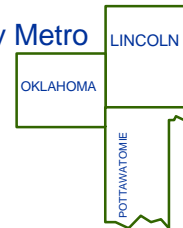
Northwest



Northeast



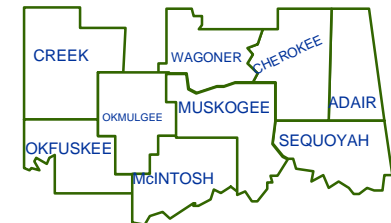
Oklahoma City Metro



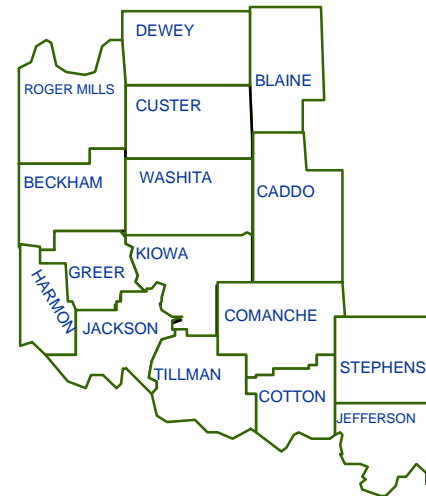
Tulsa Metro



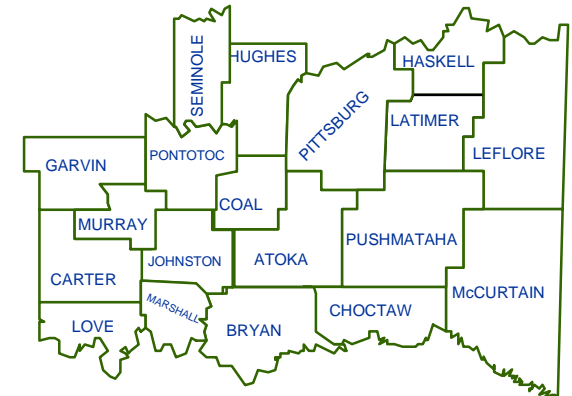
East Central



Central



Southwest



Southeast