

# *data*

BOOK FOR FISCAL YEAR 1997

Admitted Clients Served  
By Funding Source

Table 1. Counts of Admitted  
Clients Served for Statewide  
Total

Oklahoma Department of Mental Health and Substance Abuse Services  
Evaluation and Data Analysis Section  
P. O. Box 53277 • Oklahoma City, OK 73152 • 405 522 3813

# DATA BOOK FOR FISCAL YEAR 1997

Published by

Oklahoma Department of Mental Health and Substance Abuse  
Services

Prepared by

**Ali Akour, Ph.D.**

Data Analyst, Evaluation and Data Analysis Section  
Decision Support Services

2002

---

**Terry Cline, Ph.D., Commissioner**  
**Steve Davis, Ph.D., Director of Decision Support Services**  
**Mark Reynolds, Ed. D., Evaluation & Data Analysis Data Projects Manager**

## Public Domain Notice

The Data Book for Fiscal Year 1997 is in the public domain and may be reproduced or copied without permission from the Oklahoma Department of Mental Health and Substance Abuse Services. However, this publication may not be reproduced or distributed for a fee without the specific, written authorization of Oklahoma Department of Mental Health and Substance Abuse Services. Citation of the source is appreciated.

## Electronic Access to Publication

This publication is available on the World Wide Web at:  
<http://www.odmhsas.org/specialreports.htm>

## How to Contact Us

**Oklahoma Department of Mental Health and Substance Abuse Services  
Evaluation and Data Analysis Section**

P.O. Box 53277  
Oklahoma City, OK 73152-3277  
(405) 522-3813

# Contents

---

## Introduction

### Admitted Clients Served by Funding Source

- Table 1. Counts of Admitted Clients Served for **Statewide Total**
- Table 2. Counts of Admitted Clients Served for each **Agency**
- Table 3. Counts of Admitted Clients Served for each **Agency Type**
- Table 4. Counts of Admitted Clients Served for each **County of Residence**
- Table 5. Counts of Admitted Clients Served for each **Planning Area**
- Table 6. Counts of Admitted Clients Served for **Various Categories**

## Appendix

### Definitions of Terms and Categorization Variables

### Description of the Data Book

### Map of Planning Areas

# DATA BOOK FOR FISCAL YEAR 1997

## Introduction

---

Prior to Fiscal Year 1999, any client seen at an Oklahoma Department of Mental Health and Substance Abuse Services (ODMHSAS) contracted facility was reported, regardless of who paid for the service. Starting with Fiscal Year 1999, only clients funded in full or in part by ODMHSAS were reported. Therefore, previous years' reported client counts will be larger than in following years.

During the Fiscal Year 1997, the State of Oklahoma expenditures on community mental health services, inpatient facilities, substance abuse services, domestic violence/sexual assault services, and departmental management amounted to approximately \$166 million dollars. An unduplicated total of approximately 94,268 recipients were served system-wide in FY 1997. The unduplicated total of 94,268 recipients consists of 67,404 recipients that were admitted and served and 26,864 recipients that were contacts. This Data Book report is generated to provide basic information about these recipients for policy makers, interest groups, and others working to improve the quality of life for those in need.

The Data Book report is produced by the Evaluation and Data Analysis Section of the Decision Support Services Division at the ODMHSAS. The report summarizes demographic information for clients served in agencies operated by or funded through ODMHSAS. To create the Data Book report, data are extracted from the ODMHSAS Integrated Client Information System (ICIS). ICIS contains demographic and service information about service recipients and agencies.

This Data Book report focuses on Admitted Clients Served by Funding Source. To meet the specific needs of a variety of entities, the information is divided into tables and each table presents a different view of the data. Definitions of terms and a map of planning areas are also provided.

**Oklahoma Department of Mental Health and Substance Abuse Services**  
**Counts of Admitted Clients Served by Funding Source for Statewide Total During FY1997**  
**All Agencies**

	<b>Funding Source</b>						
	<b>Total</b>	<b>Mental Health</b>	<b>Substance Abuse</b>	<b>Domestic Violence</b>	<b>Residential Care</b>	<b>Medicaid</b>	<b>Other</b>
<b>Total</b>							
Unduplicated Count	67,405	40,736	19,571	8,267	1,189	1,010	11,114
<b>Agency Type</b>							
Community Mental Health	45,260	39,049	5,892	0	0	894	9,163
Domestic Violence and Sexual Assault	8,618	12	633	8,231	0	0	35
Hospitals	3,430	3,430	0	0	0	0	0
Other	737	393	321	38	0	0	11
Residential Care	1,203	19	0	0	1,189	0	0
Substance Abuse	14,947	76	13,831	0	0	116	1,963
<b>Sex</b>							
Female	34,671	21,878	7,171	5,985	472	631	6,039
Male	32,734	18,858	12,400	2,282	717	379	5,075
<b>Age</b>							
0-4	2,635	645	301	1,286	0	24	720
05-17	13,415	7,953	1,849	1,798	0	211	4,094
18-20	2,830	1,519	1,077	402	8	26	292
21-24	4,245	2,291	1,571	715	34	45	475
25-34	14,400	7,874	5,933	2,039	141	143	1,635
35-44	15,635	9,546	5,939	1,436	359	201	1,764
45-54	7,928	5,830	2,088	449	291	129	868
55-64	3,626	2,943	619	103	206	113	516
65-74	1,619	1,378	148	28	118	70	316
75-84	735	558	40	10	30	30	252
85+	337	199	6	1	2	18	182
<b>Race</b>							
White	50,993	32,470	14,246	5,578	918	819	7,511
Black	9,030	4,477	2,803	1,362	180	128	2,398
Native American	5,910	2,842	2,175	789	69	42	874
Hispanic	2,215	1,136	527	519	28	20	337
Asian	259	167	45	56	4	1	27
<b>Presenting Problem/Diagnosis</b>							
Alcohol Abuse	7,454	1,476	6,411	29	8	43	579
Developmental Disorder	4,558	3,314	85	94	255	68	1,545
Mood Disorder	18,541	16,721	2,221	54	266	342	2,570
Non Alcohol/Drug Related Organic	818	646	45	0	0	29	259
Other Non-Psychotic	9,009	7,185	472	0	0	124	2,705
Other Psychotic	4,394	3,910	499	6	361	88	386
Personality Disorder	495	437	85	0	0	3	71
Schizophrenia	5,419	5,144	479	0	0	134	834
Social Conditions	13,105	2,454	2,162	7,764	252	106	1,421
Substance Related	8,871	1,380	7,736	25	4	52	837
Deferred/No Diagnosis	1,012	153	428	317	92	21	34
<b>County of Residence</b>							
Adair	324	243	99	36	33	3	11
Alfalfa	99	70	17	6	0	28	2
Atoka	345	153	176	14	1	0	68
Beaver	54	34	15	4	0	5	0
Beckham	634	491	127	39	2	0	44

Notes: The same client may be counted in more than one category, e.g., clients can receive services under more than one contract source, in more than one "County of Residence," or may have multiple "Other Indicators." Please see Definition page for other considerations.

**Oklahoma Department of Mental Health and Substance Abuse Services**  
**Counts of Admitted Clients Served by Funding Source for Statewide Total During FY1997**  
**All Agencies**

	<b>Funding Source</b>						
	<b>Total</b>	<b>Mental Health</b>	<b>Substance Abuse</b>	<b>Domestic Violence</b>	<b>Residential Care</b>	<b>Medicaid</b>	<b>Other</b>
Blaine	413	311	65	18	0	0	96
Bryan	1,035	707	151	213	0	1	52
Caddo	527	317	157	34	0	8	55
Canadian	1,405	1,118	141	153	16	7	56
Carter	949	706	146	128	0	0	92
Cherokee	938	631	190	208	96	11	18
Choctaw	431	201	164	82	1	1	21
Cimarron	35	17	17	1	1	5	1
Cleveland	3,259	2,042	880	257	122	5	239
Coal	203	68	84	15	1	0	57
Comanche	1,712	1,097	413	331	48	0	69
Cotton	111	45	49	14	1	0	9
Craig	742	625	68	15	215	1	42
Creek	840	541	253	75	2	3	20
Custer	756	600	95	78	0	0	41
Delaware	683	461	129	55	14	0	87
Dewey	108	70	15	20	6	7	1
Ellis	63	53	7	5	0	16	0
Garfield	1,451	859	291	278	1	12	267
Garvin	621	543	59	20	0	2	61
Grady	1,280	857	243	223	1	29	19
Grant	65	47	8	7	0	0	8
Greer	166	116	53	5	0	1	0
Harmon	49	18	17	17	0	0	0
Harper	71	48	7	8	0	27	1
Haskell	189	152	29	6	1	0	8
Hughes	233	180	45	8	3	0	5
Jackson	528	198	150	209	2	3	7
Jefferson	83	37	32	3	0	0	16
Johnston	368	262	84	29	0	0	34
Kay	1,602	1,099	231	120	1	5	440
Kingfisher	168	145	50	3	0	1	9
Kiowa	281	212	53	29	0	0	14
Latimer	261	134	67	10	6	0	57
LeFlore	699	484	87	160	1	0	20
Lincoln	616	162	84	34	3	1	444
Logan	548	273	252	35	0	5	26
Love	192	152	23	10	0	1	30
Major	102	81	11	6	0	23	6
Marshall	292	228	53	24	0	1	13
Mayes	777	550	152	9	79	4	66
McClain	238	176	58	11	1	0	4
McCurtain	885	383	307	220	7	1	27
McIntosh	545	244	151	11	58	13	259
Murray	288	228	46	23	4	0	12
Muskogee	2,766	1,683	393	183	34	183	1,413
Noble	351	197	92	44	9	2	46
Nowata	220	136	57	28	0	0	19
Okfuskee	392	297	60	7	107	0	11
Oklahoma	13,041	7,367	4,007	1,394	92	208	3,477
Okmulgee	894	632	209	22	28	5	94
Osage	633	355	190	38	0	1	183
Ottawa	799	515	145	74	2	4	156
Pawnee	358	174	123	48	0	2	59

Notes: The same client may be counted in more than one category, e.g., clients can receive services under more than one contract source, in more than one "County of Residence," or may have multiple "Other Indicators." Please see Definition page for other considerations.

**Oklahoma Department of Mental Health and Substance Abuse Services**  
**Counts of Admitted Clients Served by Funding Source for Statewide Total During FY1997**  
**All Agencies**

	<b>Funding Source</b>						
	<b>Total</b>	<b>Mental Health</b>	<b>Substance Abuse</b>	<b>Domestic Violence</b>	<b>Residential Care</b>	<b>Medicaid</b>	<b>Other</b>
Payne	1,639	837	413	383	0	4	310
Pittsburgh	1,069	758	264	29	34	3	87
Pontotoc	1,062	639	197	276	23	12	66
Pottawatomie	1,210	377	385	106	2	2	583
Pushmataha	250	124	87	36	0	0	22
Roger Mills	45	30	17	2	0	0	2
Rogers	896	541	313	32	54	3	100
Seminole	901	554	168	43	16	4	198
Sequoyah	690	610	163	20	20	2	11
Stephens	517	308	198	68	29	0	21
Texas	424	231	112	83	0	67	23
Tillman	119	60	33	22	0	1	12
Tulsa	10,128	5,183	5,558	1,032	47	50	1,211
Wagoner	561	384	206	54	9	13	28
Washington	1,560	795	376	505	1	0	50
Washita	249	194	29	24	0	0	24
Woods	212	187	27	2	0	67	0
Woodward	623	442	99	99	5	146	5
Out of State/Unknown	805	193	220	420	4	1	22
<b>Other Indicators</b>							
Deaf and Hearing Impaired	492	326	131	29	5	12	67
Dual Diagnosis	5,085	4,490	1,412	0	0	80	558
Homeless	5,891	2,245	1,792	2,018	67	53	537
SED (6-17)	4,873	3,958	95	6	0	101	1,780
SMI (If ever)	25,819	22,397	5,416	748	1,177	639	3,626

Notes: The same client may be counted in more than one category, e.g., clients can receive services under more than one contract source, in more than one "County of Residence," or may have multiple "Other Indicators." Please see Definition page for other considerations.

## Definitions of Terms and Categorization Variables

---

The following are definitions of terms and categorization variables used in this Data Book report.

### Admitted Clients Served

Admitted Clients Served had an admission transaction in the ICIS before or during the report year and had received a service during the year. They are counted only once in the total for each level of aggregation. This is called an unduplicated count.

### Age

Client age is computed using the client's age at the middle of the fiscal year.

### Contacts

Individuals are counted as contacts when they call or visit an agency, but are not admitted.

### Funding Source

Funding Source helps identify the payment source of services. Frequently, clients receive services under multiple funding sources. The funding source categories for this report were Mental Health, Substance Abuse, Domestic Violence, Residential Care, Medicaid, and Other.

### ICIS

The Oklahoma Department of Mental Health and Substance Abuse Services maintains an agency-wide database, the Integrated Client Information System (ICIS), to which all Department-funded services and transactions are reported. The ICIS contains demographic and service information about clients and agencies.

### List of Agencies by Type

The following is a list of agencies by type that provided data during the Fiscal Year 1997:

**AGENCY TYPE****AGENCY NAME****Community Mental Health**

ASSOCIATED CENTERS FOR THERAPY, INC.  
BILL WILLIS MENTAL HEALTH  
CARL ALBERT CMHC  
CENTRAL OKLAHOMA CMHC  
CHISHOLM TRAIL COUNSELING SERVICES  
COMMUNITY COUNSELING CENTER  
CREEKS MENTAL HEALTH SERVICES  
EDWIN FAIR CMHC  
GRAND LAKE M.H.C.  
GREEN COUNTRY BEHAVIORAL HEALTH SERVICES  
HOPE COMMUNITY SERVICES, INC.  
JIM TALIAFERRO CMHC  
MENTAL HEALTH SERVICES OF SOUTHERN OKLAHOMA  
NORTH CARE CENTER  
OK COUNTY CRISIS INTERVENTION CENTER  
PARKSIDE, INC.  
RED ROCK BEHAVIORAL HEALTH SERVICES  
RED ROCK WEST  
WESTERN STATE PSYCHIATRIC CENTER  
WHEATLAND MH CENTER, INC.

**Domestic Violence and Sexual Assault**

ACMI HOUSE INC  
ACTION ASSOCIATES, INC.  
CALL RAPE INC.  
COMMUNITY CRISIS CENTER, INC.  
CRISIS CONTROL CENTER  
D.V. PROG. OF N. CENTRAL OK.  
DOMESTIC VIOLENCE INTERVENTION SERVICES  
FAMILY CRISIS & COUNSELING CENTER  
FAMILY CRISIS CENTER, INC.  
FAMILY SHELTER  
HELP-IN-CRISIS, INC.  
N.W. DOMESTIC CRISIS SERVICES  
NEW DIRECTIONS, INC.  
PROJECT SAFE, INC.  
S.O.S. FOR FAMILIES  
STEPHENS COUNTY VOLUNTEERS FOR CRISIS INTERVENTION  
STILLWATER DOMESTIC VIOLENCE SERVICE INC.  
WOMEN IN SAFE HOMES, INC.  
WOMEN'S CRISIS SERVICES  
WOMEN'S SERVICE & FAMILY RESOURCE CENTER  
WOMENS RESOURCE CENTER  
YWCA CRISIS CENTER  
YWCA OF OKC CRISIS SERVICES

**AGENCY TYPE****AGENCY NAME**

---

**Hospitals**

EASTERN STATE HOSPITAL  
GRIFFIN MEMORIAL HOSPITAL  
OKLAHOMA YOUTH CENTER

**Other Agencies**

CENTER FOR CHILDREN & FAMILIES  
DIVORCE VISITATION ARBITRATION  
GREAT PLAINS IMPROVEMENT FND.  
HIV RESOURCE CONSORTIUM  
HOMINY HEALTH SRVCS CENTER INC.  
PEOPLE INCORPORATED  
PROJECT HEARTLAND  
TULSA METROPOLITAN MINISTRY  
TULSA SEXUAL ASSAULT NURSE EXAMINERS PROGRAM  
CENTER FOR CHILDREN & FAMILIES  
DIVORCE VISITATION ARBITRATION  
GREAT PLAINS IMPROVEMENT FND.  
HIV RESOURCE CONSORTIUM  
HOMINY HEALTH SRVCS CENTER INC.  
PEOPLE INCORPORATED  
PROJECT HEARTLAND  
TULSA METROPOLITAN MINISTRY  
TULSA SEXUAL ASSAULT NURSE EXAMINERS PROGRAM

**Residential Care**

AUTUMN YEARS RESIDENT RANCH  
BOLEY RESIDENTIAL CARE HOME  
BOLEY RESIDENTIAL CARE HOME II  
CLETA'S COTTAGE  
COPP'S RESIDENTIAL CARE, INC.  
COUNTRY LANE RESID. CARE HOME  
DON MENTZER FACILITY  
DOW RESIDENTIAL CARE HOME  
DUNCAN COMMUNITY RESIDENCE INC  
DYCO PROPERTIES, INC.  
EDNA LEE'S RESIDENTIAL CARE  
EL RENO RESIDENTIAL CARE  
ELM TREE HOUSE  
FAIR OAKS  
GOLDEN YEARS  
GREEN ACRES  
HAV-TAPINC DBA, THE HARBOR  
HIGH CEDAR RESIDENTIAL CARE  
LAKE FRANCIS RETIREMENT CENTER  
LEXINGTON ROOM & BOARD  
MILLER COZY HOME, INC.  
NORTH FORK RESIDENTIAL CARE  
PADEN RESIDENTIAL CARE

**AGENCY TYPE****AGENCY NAME**

---

**Substance Abuse**

PARKVIEW RESIDENTIAL CARE  
RAMBLING ROSE RESIDENTIAL CARE  
SANTE FE RESIDENTIAL CARE  
SOUTHWEST RETIREMENT HOME, INC  
SUGAR MOUNTAIN RETREAT  
SUNNY ACRES BOARDING MANOR, INC.  
SUNNY ACRES RESIDENTIAL CARE

ADA AREA CHEMICAL DEPENDENCY CENTER, INC.  
ALPHA II, INC.  
BRIDGEWAY  
CAA TURNING POINT  
CARE FOR CHANGE, INC.  
COMMUNITY ALCOHOLISM SERVICES  
CROSSROADS COUNSELING  
CROSSROADS INCORPORATED  
DRUG RECOVERY, INC.  
EAGLE RIDGE INSTITUTE  
EDMOND FAMILY SERVICES, INC.  
FIRST WINGS OF FREEDOM  
GATEWAY TO PREVENTION/RECOVERY  
HOUSE OF HOPE, INC.  
INDIAN HEALTH CARE RESOURCE CENTER  
KIAMICHI COUNCIL ON ALCOHOLISM  
LASTSTOP  
LEFLORE COUNTY YOUTH & FAMILY SERVICES, INC.  
LIFE IMPROVEMENT CENTER  
LOGAN COUNTY YOUTH AND FAMILY SERVICES INC.  
METRO TULSA SUBSTANCE ABUSE SERVICES  
MONARCH, INC.  
MOORE ALCOHOL AND DRUG CENTER  
MUSKOGEE COUNTYCOUNCIL YTH SV  
N.E. OK COUNCIL ON ALCOHOLISM  
NAIC CENTER OF OKLAHOMA ALCOHOL & DRUG SERVICES, INC.  
NATIVE AMERICAN CENTER OF RECOVERY  
NEW HOPE OF MANGUM  
NORMAN ALCOHOL AND DRUG TREATMENT CENTER  
OPPORTUNITIES, INC.  
PALMER DRUG ABUSE PROGRAM INC.  
PAYNE COUNTYCOUNSELING SERVICES, INC.  
ROADBACK, INC.  
ROGERS COUNTY DRUG ABUSE PROGRAM, INC.  
S.W. YOUTH & FAMILY SERVICES  
SECOND CHANCE CDU  
SOAARR, INC.  
STARTING POINT II, INC.

## AGENCY TYPE

## AGENCY NAME

---

STREET SCHOOL, INC.  
THE NEXT STEP NETWORK, INC.  
THE OAKS BEHAVIORAL HEALTH CENTER  
THE REFERRAL CENTER  
TRI-CITY SUBSTANCE ABUSE CENTER  
TRI-CITY YOUTH & FAMILY CENTER  
TURNING POINT  
TWELVE & TWELVE, INC.  
VINITA ALCOHOL AND DRUG TREATMENT CENTER

## ODMHSAS

Refers to the Oklahoma Department of Mental Health and Substance Abuse Services.

## Other Indicators

There are several groups of clients that are of special interest because they have special treatment needs, state or federal requirements regarding their placement or the services they receive, or because they are part of a priority population. The definitions of these groups and criteria for their selection are provided below:

- Deaf and Hearing Impaired  
Clients who are deaf, hard of hearing, or indicated the need for an interpreter for the deaf were grouped to form the Deaf and Hearing Impaired category.
- Homeless  
A homeless person under ICIS criteria is a person who: (a) lacks a fixed, regular and adequate night time residence AND (b) has a primary night time residence that is a supervised publicly or privately operated shelter designed to provide temporary living accommodations including welfare hotels, congregate shelters, halfway houses, and transitional housing for the mentally ill; or an institution that provides a temporary residence for individuals intended to be institutionalized; or a public or private place not designed for, or ordinarily used as, a regular sleeping accommodation for human beings, not limited to people living on the streets. Individuals are considered homeless if they have lost their permanent residence, and are temporarily living in a shelter to avoid being on the street. Prisoners being released or in the custody of a correctional facility are not

considered homeless at the time of admission for treatment. The definition also excludes persons in a hospital, residential care facility, commercial hotel/motel, supervised apartment, or living with parent/other relative (even if only temporarily). The definition does include domestic violence and sexual assault shelters, as the persons have fled a residence that is not adequate (i.e., not safe).

- Legal Status

Legal Status has three categories; Voluntary, Civil Involuntary, and Criminal Involuntary. The categories of legal status (with ICIS codes) are as follows:

**Voluntary.** These clients enter treatment voluntarily and are coded Voluntary Admission (01), Court Voluntary (02), Informal Admission (16), or Other (18).

**Civil Involuntary.** These clients are required by the court system to receive services, even though they may be reluctant. They are coded Court Commitment (03), Order of Detention (06), Juvenile Court Order (07), Transfer – Other Legal Entity (08), Court Ordered Juveniles in Need of Treatment, DHS given custody (10), Court Ordered Juveniles in Need of Treatment Parental Custody Retained (11), Emergency Detention (12), Continued Court Detention (13), 28-Day Court Commitment (14), or Protective Custody (17).

**Criminal Involuntary.** These clients are required to receive services because they have been accused of or have committed a crime. Codes include the following; Incompetent to Stand Trial (04), Not Guilty by Reason of Insanity (05), Court Order for Observation and Evaluation (09), Court Referred DUI Clients (15), Criminal Hold (20), or Court Commit with Hold (21).

- Adults with Serious Mental Illness (SMI)

SMI denotes clients who have been identified **at any time** as having a serious mental illness using the formal ODMHSAS definition. According to this definition, an Adult with a Serious Mental Illness must be an individual 18 years of age or older.

- Children with a Serious Emotional Disturbance (SED)

SED refers to children who meet departmental criteria for having a Serious Emotional Disturbance.

- Any Alcohol/Drug Problem

A substance abuse client is one who has one or more DSM-IV Axis I primary, secondary or tertiary diagnoses from categories 1.a. or 1.b. (in the Dual

Diagnosis definition below) or one or more ICIS Substance Abuse Related Problems (710-731, 741-743). Clients identified only as co-dependents are not identified as substance abusers.

- **Dual Diagnosis Client**

A dual diagnosis client is one who meets the criteria for having a substance abuse diagnosis from categories 1.a. or 1.b. below and meets the criteria for a mental illness based on one or more DSM-IV Axis II primary, secondary, or tertiary diagnoses from categories 2.a. through 2.e. below.

- 1.a. Psychoactive Substance Induced Organic Disorders: 291.0-291.8, 292.0-292.83, 292.89-282.99
- b. Psychoactive Substance Use Disorders: 303.0-305.99.
- 2.a. Schizophrenia: 295.10, 295.20, 295.30, 295.40, 295.60, 295.70, 295.90
- b. Delusional (Paranoid) Disorder: 297.1
- c. Other Psychotic Disorders: 295.40, 295.70, 297.3, 298.8, 298.9, 297.1, 297.3
- d. Mood Disorders: 296.20-296.7
- e. Borderline Personality Disorder: 301.83

## Presenting Problem/Diagnosis

Categories for this variable are based on the DSM-IV primary diagnosis or primary presenting problem. If the admitting agency has clinicians qualified to make a diagnosis, the diagnosis is used, otherwise, a presenting problem is used to define a client's category.

<b>Categories</b>	<b>Codes</b>
<b>Developmental Disorders</b>	
DSM-IV Codes:	302.5-302.69, 302.85, 307-307.39, 307.5-307.99, 309.21, 312-312.29, 312.9-313.21, 313.81-313.89, 314-314.99, 315-319.99, 299-299.99
Presenting Problems:	210, 240

**Categories****Codes****Non Alcohol/Drug Related Organic**

DSM-IV Codes: 290-290.99, 293-293.83, 294-294.80, 310-310.10

**Alcohol Abuse**

DSM-IV Codes: 291-291.99, 293.9, 303-303.99, 305-305.02  
Presenting Problems: 741, 710, 711

**Other Substance Abuse**

DSM-IV Codes: 305.1-305.99, 292-292.99, 304-304.99  
Presenting Problems: 742, 743, 744, 720-731

**Schizophrenia**

DSM-IV Codes: 295 (excluding 295.4, 295.7)

**Other Psychotic**

DSM-IV Codes: 297-298.9, 295.40, 294.9, 295.70  
Presenting Problems: 510-530, 650

**Mood Disorders**

DSM-IV Codes: 296-296.99, 301.13, 300.4-300.49, 293.89, 311-311.99  
Presenting Problems: 500-503

**Other Non-Psychotic**

DSM-IV Codes: 300-300.39, 300.6-300.99, 302-302.49, 302.7-302.84, 302.89-302.99, 307-4-307.49, 307.8, 312.8, 308.3-309.19, 309.23-309.99, 312.3, 316-316.99, 780.50

**Personality Disorders**

DSM-IV Codes: 301-301.9

**Social Conditions**

DSM-IV Codes: V40.00-V40.60, V61-V71.02, 955.5-995.81  
Presenting Problems: 740, 450, 620-632, 311-420

**Deferred/No Diagnosis**

DSM-IV Codes: 799.9-799.90, V71.09  
Presenting Problems: 110, 130

## Race

The Unknown category was utilized to group Clients who made no selection from the choices below indicating their race.

The following groupings are used for reporting race:

- White
- Black
- Native American
- Hispanic
- Asian
- Unknown

Various Categories:

In response to many special report requests in past years, the special reports table was generated to address the majority of those requests.

## Description of the Data Book

---

This Data Book displays Counts of Admitted Clients Served by Funding Source for Sex, Age, Race, Presenting Problem/Diagnosis, County of Residence, and Other Indicators. It contains six tables presenting data for 1) Statewide Total, 2) Agency, 3) Agency Type, 4) Count of Residence, 5) Planning Area, and 6) Various Categories.

### Admitted Clients Served by Funding Source

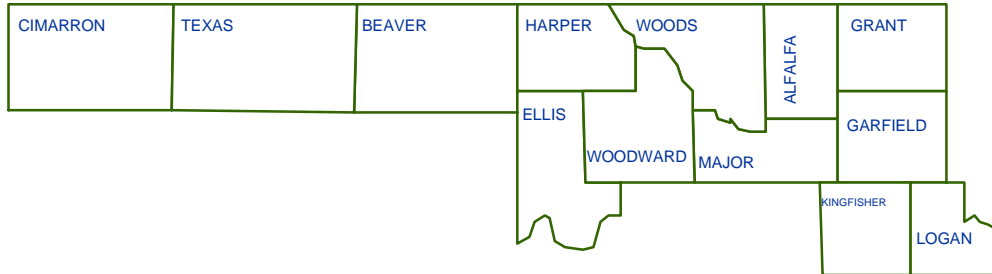
Admitted Clients Served are clients who have an admission transaction in the ICIS before or during the report year and had received a service during the report year. They are counted only once in the total for each level of aggregation or category in which they appear. This is called an unduplicated count. For example, a client may receive services at one hospital and then receive services at another hospital in the same year. This client would be counted twice (once at each hospital) in the agency report, but only once in the agency type and statewide tables. Because information such as age and sex should remain constant (except for data entry errors), counts for categories of these variables will sum to the total clients served on each table. Variables that might change from admission at one facility to admission at another or over time, (e.g., legal status, diagnosis, and target population) can be counted in more than one category and should not be summed.

This Data Book shows only clients who were admitted for services and excludes contacts. It enumerates admitted clients, but further limits the counts to specific subgroups of the client population. Each individual counted has received a service at some time during the year regardless of the year he/she was admitted. Clients are grouped by frequently referenced demographics: Sex, Age, Race, Presenting Problem/Diagnosis, County of Residence, and Other Indicators. A client may be in more than one of these groups, or a client's group may change during the year. As a result, the sum of target populations exceeds the total number served. However, for any given population, the age, race, and sex, which do not change (age is calculated as of a single point in time), are unduplicated counts and should equal the total.

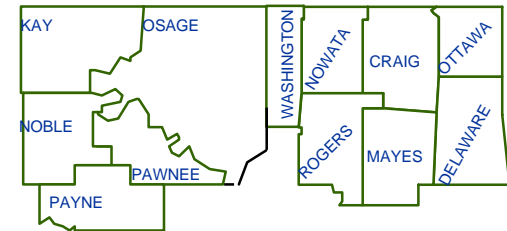
OKLAHOMA DEPARTMENT OF MENTAL HEALTH  
AND SUBSTANCE ABUSE SERVICES

# Planning Areas

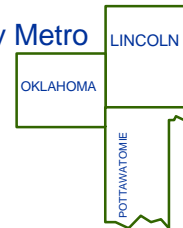
Northwest



Northeast



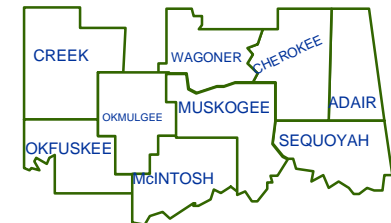
Oklahoma City Metro



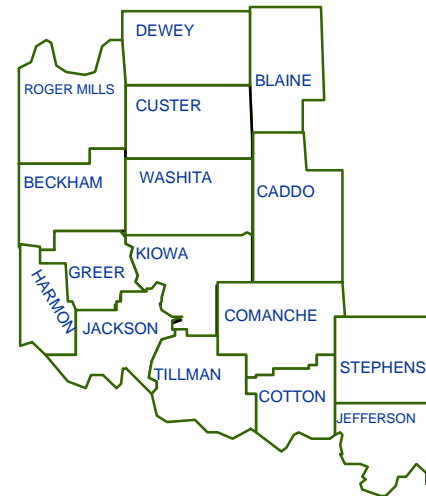
Tulsa Metro



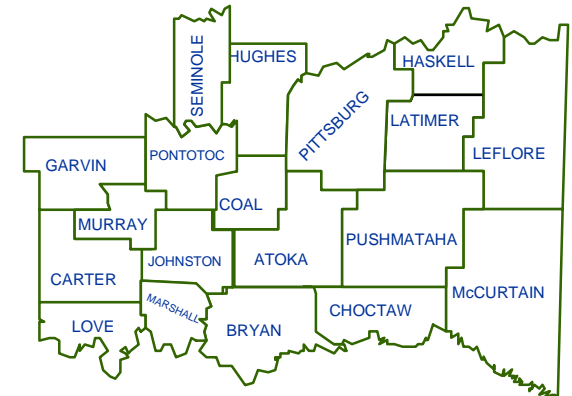
East Central



Central



Southwest



Southeast