

data

BOOK FOR FISCAL YEAR 1998

Admitted Clients Served
By Funding Source

Table 1. Counts of Admitted
Clients Served for Statewide
Total

Oklahoma Department of Mental Health and Substance Abuse Services
Evaluation and Data Analysis Section
P. O. Box 53277 • Oklahoma City, OK 73152 • 405 522 3813

DATA BOOK FOR FISCAL YEAR 1998

Published by

Oklahoma Department of Mental Health and Substance Abuse
Services

Prepared by

Ali Akour, Ph.D.

Data Analyst, Evaluation and Data Analysis Section
Decision Support Services

2002

Terry Cline, Ph.D., Commissioner
Steve Davis, Ph.D., Director of Decision Support Services
Mark Reynolds, Ed. D., Evaluation & Data Analysis Data Projects Manager

Public Domain Notice

The Data Book for Fiscal Year 1998 is in the public domain and may be reproduced or copied without permission from the Oklahoma Department of Mental Health and Substance Abuse Services. However, this publication may not be reproduced or distributed for a fee without the specific, written authorization of Oklahoma Department of Mental Health and Substance Abuse Services. Citation of the source is appreciated.

Electronic Access to Publication

This publication is available on the World Wide Web at:
<http://www.odmhsas.org/specialreports.htm>

How to Contact Us

**Oklahoma Department of Mental Health and Substance Abuse Services
Evaluation and Data Analysis Section**

P.O. Box 53277

Oklahoma City, OK 73152-3277

(405) 522-3813

Contents

Introduction

Admitted Clients Served by Funding Source

- Table 1. Counts of Admitted Clients Served for **Statewide Total**
- Table 2. Counts of Admitted Clients Served for each **Agency**
- Table 3. Counts of Admitted Clients Served for each **Agency Type**
- Table 4. Counts of Admitted Clients Served for each **County of Residence**
- Table 5. Counts of Admitted Clients Served for each **Planning Area**
- Table 6. Counts of Admitted Clients Served for **Various Categories**

Appendix

Definitions of Terms and Categorization Variables

Description of the Data Book

Map of Planning Areas

DATA BOOK FOR FISCAL YEAR 1998

Introduction

Prior to Fiscal Year 1999, any client seen at an Oklahoma Department of Mental Health and Substance Abuse Services (ODMHSAS) contracted facility was reported, regardless of who paid for the service. Starting with Fiscal Year 1999, only clients funded in full or in part by ODMHSAS were reported. Therefore, previous years' reported client counts will be larger than in following years.

During the Fiscal Year 1998, the State of Oklahoma expenditures on community mental health services, inpatient facilities, substance abuse services, domestic violence/sexual assault services, and departmental management amounted to approximately \$168 million dollars. An unduplicated total of approximately 84,853 recipients were served system-wide in FY 1998. The unduplicated total of 84,853 recipients consists of 61,690 recipients that were admitted and served and 23,163 recipients that were contacts. This Data Book report is generated to provide basic information about these recipients for policy makers, interest groups, and others working to improve the quality of life for those in need.

The Data Book report is produced by the Evaluation and Data Analysis Section of the Decision Support Services Division at the ODMHSAS. The report summarizes demographic information for clients served in agencies operated by or funded through ODMHSAS. To create the Data Book report, data are extracted from the ODMHSAS Integrated Client Information System (ICIS). ICIS contains demographic and service information about service recipients and agencies.

This Data Book report focuses on Admitted Clients Served by Funding Source. To meet the specific needs of a variety of entities, the information is divided into tables and each table presents a different view of the data. Definitions of terms and a map of planning areas are also provided.

Oklahoma Department of Mental Health and Substance Abuse Services
Counts of Admitted Clients Served by Funding Source for Statewide Total During FY1998
All Agencies

	Funding Source						
	Total	Mental Health	Substance Abuse	Domestic Violence	Residential Care	Medicaid	Other
Total							
Unduplicated Count	61,690	32,373	17,146	9,328	1,119	12,569	11,792
Agency Type							
Community Mental Health	39,941	30,841	4,649	0	33	12,055	10,844
Domestic Violence and Sexual Assault	9,511	0	321	9,289	0	0	39
Hospitals	3,123	3,123	0	0	0	0	0
Other	852	428	393	43	16	0	3
Residential Care	1,086	20	0	0	1,072	0	0
Substance Abuse	13,365	73	12,822	0	0	546	923
Sex							
Female	31,778	17,120	5,974	6,694	425	7,715	6,017
Male	29,912	15,253	11,172	2,634	694	4,854	5,775
Age							
0-4	2,307	298	301	1,356	0	163	531
05-17	10,744	5,002	1,549	1,914	0	1,468	4,150
18-20	2,786	1,329	1,068	488	13	190	336
21-24	4,105	1,996	1,476	818	34	528	324
25-34	13,243	6,509	5,063	2,338	156	2,169	1,438
35-44	15,030	8,341	5,292	1,749	315	3,191	2,103
45-54	7,710	5,058	1,839	516	268	2,181	1,301
55-64	3,386	2,388	423	114	205	1,345	792
65-74	1,425	962	108	26	95	696	470
75-84	651	366	25	6	33	401	220
85+	303	124	2	3	0	237	127
Race							
White	46,580	25,949	12,370	6,422	839	9,535	8,751
Black	8,145	3,590	2,461	1,284	181	1,937	1,801
Native American	5,466	2,082	1,964	1,058	70	816	872
Hispanic	2,080	904	500	540	26	265	346
Asian	261	136	45	64	7	46	31
Presenting Problem/Diagnosis							
Alcohol Abuse	5,970	1,172	5,110	23	10	216	386
Developmental Disorder	3,514	2,005	82	96	215	670	1,787
Mood Disorder	17,211	14,256	1,571	44	235	4,680	3,531
Non Alcohol/Drug Related Organic	631	445	15	0	1	323	158
Other Non-Psychotic	7,519	5,268	419	0	1	1,895	2,546
Other Psychotic	4,453	3,645	295	16	387	1,430	720
Personality Disorder	354	293	43	0	0	117	57
Schizophrenia	5,155	4,138	340	0	17	2,758	1,440
Social Conditions	11,748	1,379	1,286	8,717	215	309	533
Substance Related	9,107	1,177	8,205	24	4	295	685
Deferred/No Diagnosis	1,403	215	682	427	67	28	8
County of Residence							
Adair	329	195	93	76	34	95	41
Alfalfa	92	65	17	5	3	25	0
Atoka	285	120	145	17	1	48	17
Beaver	39	27	9	2	0	7	0
Beckham	613	432	126	58	0	136	3

Notes: The same client may be counted in more than one category, e.g., clients can receive services under more than one contract source, in more than one "County of Residence," or may have multiple "Other Indicators." Please see Definition page for other considerations.

Oklahoma Department of Mental Health and Substance Abuse Services
Counts of Admitted Clients Served by Funding Source for Statewide Total During FY1998
All Agencies

	Funding Source						
	Total	Mental Health	Substance Abuse	Domestic Violence	Residential Care	Medicaid	Other
Blaine	230	163	49	11	0	49	3
Bryan	934	461	160	198	0	215	275
Caddo	446	212	192	44	0	27	17
Canadian	1,155	728	134	186	24	197	143
Carter	875	580	132	137	1	196	237
Cherokee	790	438	124	167	108	167	153
Choctaw	405	187	154	76	2	97	15
Cimarron	30	24	5	1	1	6	0
Cleveland	3,182	1,900	825	265	76	645	1,047
Coal	204	55	115	13	1	51	35
Comanche	1,498	810	363	345	48	45	31
Cotton	71	25	38	11	0	0	3
Craig	602	307	67	22	210	205	212
Creek	795	449	216	70	1	241	14
Custer	678	437	112	131	1	134	9
Delaware	611	240	130	86	13	86	205
Dewey	81	61	11	9	2	13	2
Ellis	64	45	5	15	0	12	1
Garfield	1,244	735	114	370	1	181	341
Garvin	645	479	71	60	0	140	267
Grady	1,023	592	187	215	0	225	57
Grant	69	45	5	11	0	32	12
Greer	126	75	29	17	0	32	2
Harmon	29	13	6	10	0	0	1
Harper	57	37	5	1	0	27	1
Haskell	182	154	24	6	0	33	5
Hughes	228	159	50	16	1	60	5
Jackson	505	146	129	236	2	6	4
Jefferson	57	30	20	11	0	5	3
Johnston	351	213	81	11	0	103	103
Kay	1,436	788	276	184	0	228	628
Kingfisher	180	132	16	8	1	24	41
Kiowa	244	166	47	22	0	55	2
Latimer	238	124	80	4	0	64	1
LeFlore	685	409	117	153	3	41	3
Lincoln	531	180	89	23	19	296	218
Logan	456	218	197	26	0	68	71
Love	167	111	19	16	0	27	70
Major	120	110	6	6	1	27	2
Marshall	209	159	28	19	0	57	48
Mayes	605	266	127	38	72	121	128
McClain	254	181	59	15	0	46	63
McCurtain	897	366	262	296	5	160	11
McIntosh	389	170	106	21	51	110	51
Murray	282	195	37	14	4	67	78
Muskogee	1,897	1,179	377	162	37	380	356
Noble	275	109	81	54	7	38	71
Nowata	210	80	54	49	0	36	37
Okfuskee	448	205	55	16	114	199	4
Oklahoma	12,701	6,078	3,972	1,241	91	2,872	3,242
Okmulgee	855	385	198	23	23	461	20
Osage	542	256	175	49	4	74	169
Ottawa	634	273	102	106	2	103	196
Pawnee	295	135	119	30	0	46	83

Notes: The same client may be counted in more than one category, e.g., clients can receive services under more than one contract source, in more than one "County of Residence," or may have multiple "Other Indicators." Please see Definition page for other considerations.

Oklahoma Department of Mental Health and Substance Abuse Services
Counts of Admitted Clients Served by Funding Source for Statewide Total During FY1998
All Agencies

	Funding Source						
	Total	Mental Health	Substance Abuse	Domestic Violence	Residential Care	Medicaid	Other
Payne	1,496	530	426	450	1	165	410
Pittsburgh	1,118	695	375	23	29	130	47
Pontotoc	955	484	162	245	1	218	244
Pottawatomie	1,115	355	352	126	1	286	426
Pushmataha	268	134	96	47	0	46	7
Roger Mills	51	28	17	9	0	1	1
Rogers	877	328	314	167	53	114	159
Seminole	883	449	144	53	8	414	242
Sequoyah	675	580	111	30	17	266	85
Stephens	567	234	204	182	23	9	12
Texas	466	226	109	144	0	69	3
Tillman	97	41	31	25	0	1	4
Tulsa	9,363	4,762	4,148	1,316	48	1,349	1,000
Wagoner	465	279	167	61	4	114	89
Washington	1,441	535	315	568	1	189	242
Washita	210	130	39	43	0	41	5
Woods	227	197	24	7	0	68	0
Woodward	587	447	42	104	4	152	0
Out of State/Unknown	736	169	147	415	2	9	13
Other Indicators							
Deaf and Hearing Impaired	394	219	72	36	5	134	89
Dual Diagnosis	4,926	4,169	1,436	0	3	1,324	799
Homeless	5,264	1,618	1,610	2,325	48	268	198
SED (6-17)	3,526	2,556	82	7	0	571	1,737
SMI (If ever)	24,779	19,053	4,505	888	1,109	9,065	4,922

Notes: The same client may be counted in more than one category, e.g., clients can receive services under more than one contract source, in more than one "County of Residence," or may have multiple "Other Indicators." Please see Definition page for other considerations.

Definitions of Terms and Categorization Variables

The following are definitions of terms and categorization variables used in this Data Book report.

Admitted Clients Served

Admitted Clients Served had an admission transaction in the ICIS before or during the report year and had received a service during the year. They are counted only once in the total for each level of aggregation. This is called an unduplicated count.

Age

Client age is computed using the client's age at the middle of the fiscal year.

Contacts

Individuals are counted as contacts when they call or visit an agency, but are not admitted.

Funding Source

Funding Source helps identify the payment source of services. Frequently, clients receive services under multiple funding sources. The funding source categories for this report were Mental Health, Substance Abuse, Domestic Violence, Residential Care, Medicaid, and Other.

ICIS

The Oklahoma Department of Mental Health and Substance Abuse Services maintains an agency-wide database, the Integrated Client Information System (ICIS), to which all Department-funded services and transactions are reported. The ICIS contains demographic and service information about clients and agencies.

List of Agencies by Type

The following is a list of agencies by type that provided data during the Fiscal Year 1998:

AGENCY TYPE**AGENCY NAME****Community Mental Health**

ASSOCIATED CENTERS FOR THERAPY, INC.
BILL WILLIS MENTAL HEALTH
CARL ALBERT CMHC
CENTRAL OKLAHOMA CMHC
CHISHOLM TRAIL COUNSELING SVC
COMMUNITY COUNSELING CENTER
CREEKS MENTAL HEALTH SERVICES
EDWIN FAIR CMHC
GRAND LAKE M.H.C.
GREEN COUNTRY BEHAVIORAL HEALTH SERVICES
HOPE COMMUNITY SERVICES, INC.
JIM TALIAFERRO CMHC
MENTAL HEALTH SERVICES OF SOUTHERN OKLAHOMA
NORTH CARE CENTER
OKLAHOMA COUNTY CRISIS INTERVENTION CENTER
PARKSIDE, INC.
RED ROCK BEHAVIORAL HEALTH SERVICES
RED ROCK WEST
WESTERN STATE PSYCHIATRIC CENTER
WHEATLAND MENTAL HEALTH CENTER, INC.

Domestic Violence and Sexual Assault

ACMI HOUSE INC
ACTION ASSOCIATES, INC.
CALL RAPE INC.
COMMUNITY CRISIS CENTER, INC.
CRISIS CONTROL CENTER
DOMESTIC VIOLENCE PROGRAM OF N. CENTRAL OK.
DOMESTIC VIOLENCE INTERVENTION SERVICES
FAMILY CRISIS & COUNSELING CENTER
FAMILY CRISIS CENTER, INC.
FAMILY RESOURCE CENTER
FAMILY SHELTER
HELP-IN-CRISIS, INC.
N.W. DOMESTIC CRISIS SERVICES
NEW DIRECTIONS, INC.
PROJECT SAFE, INC.
ROGERS COUNTYCOMMUNITY SERVICES
S.O.S. FOR FAMILIES
SAFE HAVEN
STEPHENS COUNTY VOLUNTEERS FOR CRISIS INTERVENTION
STILLWATER DOMESTIC VIOLENCE SERVICE INC.
TULSA SEXUAL ASSAULT NURSE EXAMINERS PROGRAM
WOMEN IN SAFE HOMES, INC.
WOMEN'S CRISIS SERVICES
WOMEN'S SERVICE & FAMILY RESOURCE CENTER
WOMENS RESOURCE CENTER

AGENCY TYPE	AGENCY NAME
Hospitals	YWCA CRISIS CENTER YWCA OF OKC CRISIS SERVICES EASTERN STATE HOSPITAL GRIFFIN MEMORIAL HOSPITAL OKLAHOMA YOUTH CENTER
Other Agencies	CENTER FOR CHILDREN & FAMILIES DIVORCE VISITATION ARBITRATION GREAT PLAINS IMPROVEMENT FND. HIV RESOURCE CONSORTIUM HOMINY HEALTH SRVCS CENTER INC. PEOPLE INCORPORATED PROJECT HEARTLAND TRANSITION HOUSE INC. TULSA METROPOLITAN MINISTRY
Residential Care	BOLEY RESIDENTIAL CARE HOME BOLEY RESIDENTIAL CARE HOME II CLETA'S COTTAGE COPP'S RESIDENTIAL CARE, INC. COUNTRY LANE RESIDENTIAL CARE HOME DON MENTZER FACILITY DOW RESIDENTIAL CARE HOME DUNCAN COMMUNITY RESIDENCE INC DYCO PROPERTIES, INC. EDNA LEE'S RESIDENTIAL CARE EL RENO RESIDENTIAL CARE ELM TREE HOUSE FAIR OAKS GOLDEN YEARS GREEN ACRES HAV-TAPINC DBA, THE HARBOR HIGH CEDAR RESIDENTIAL CARE LAKE FRANCIS RETIREMENT CENTER MILLER COZY HOME, INC. NORTH FORK RESIDENTIAL CARE PADEN RESIDENTIAL CARE RAMBLING ROSE RESIDENTIAL CARE SANTE FE RESIDENTIAL CARE SHERRYS OLD FASHIONED R & B SOUTHWEST RETIREMENT HOME, INC STEVENSON ASSISTANT LIVING HOME SUGAR MOUNTAIN RETREAT SUNNY ACRES BOARDING MANOR, INC. SUNNY ACRES RESIDENTIAL CARE

AGENCY TYPE**AGENCY NAME**

Substance Abuse

ADA AREA CHEMICAL DEPENDENCY CENTER, INC.
ALPHA II, INC.
BRIDGEWAY
CAA TURNING POINT
CARE FOR CHANGE, INC.
COMMUNITY ALCOHOLISM SERVICES
CROSSROADS COUNSELING
CROSSROADS INCORPORATED
DRUG RECOVERY, INC.
EAGLE RIDGE INSTITUTE
EDMOND FAMILY SERVICES, INC.
FIRST WINGS OF FREEDOM
GATEWAY TO PREVENTION/RECOVERY
HOUSE OF HOPE, INC.
INDIAN HEALTH CARE RESOURCE CENTER
KIAMICHI COUNCIL ON ALCOHOLISM
LASTSTOP
LEFLORE COUNTY YOUTH & FAMILY SERVICES, INC.
LIFE IMPROVEMENT CENTER
LOGAN COUNTY YOUTH AND FAMILY SERVICES INC.
METRO TULSA SUBSTANCE ABUSE SERVICES
MONARCH, INC.
MOORE ALCOHOL AND DRUG CENTER
MUSKOGEE COUNTYCOUNCIL YTH SV
MUSKOGEE INTERVENTION PROGRAM
N.E. OK COUNCIL ON ALCOHOLISM
NAIC CENTER OF OKLAHOMA ALCOHOL & DRUG SERVICES, INC.
NATIVE AMERICAN CENTER OF RECOVERY
NEW HOPE OF MANGUM
NORMAN ALCOHOL AND DRUG TREATMENT CENTER
NW SUBSTANCE TREATMENT CENTER
OPPORTUNITIES, INC.
PALMER DRUG ABUSE PROGRAM INC.
PAYNE COUNTYCOUNSELING SVC, INC.
ROADBACK, INC.
ROGERS COUNTY DRUG ABUSE PROGRAM, INC.
S.W. YOUTH & FAMILY SERVICES
SECOND CHANCE CDU
SOAARR, INC.
STARTING POINT II, INC.
STREET SCHOOL, INC.
THE NEXT STEP NETWORK, INC.
THE OAKS BEHAVIORAL HEALTH CENTER
THE REFERRAL CENTER
TOTAL LIFE COUNSELING
TRI-CITY SUBSTANCE ABUSE CENTER

AGENCY TYPE

AGENCY NAME

TRI-CITY YOUTH & FAMILY CENTER
TURNING POINT
TWELVE & TWELVE, INC.
VINITA ALCOHOL AND DRUG TREATMENT CENTER

ODMHSAS

Refers to the Oklahoma Department of Mental Health and Substance Abuse Services.

Other Indicators

There are several groups of clients that are of special interest because they have special treatment needs, state or federal requirements regarding their placement or the services they receive, or because they are part of a priority population. The definitions of these groups and criteria for their selection are provided below:

- Deaf and Hearing Impaired
Clients who are deaf, hard of hearing, or indicated the need for an interpreter for the deaf were grouped to form the Deaf and Hearing Impaired category.
- Homeless
A homeless person under ICIS criteria is a person who: (a) lacks a fixed, regular and adequate night time residence AND (b) has a primary night time residence that is a supervised publicly or privately operated shelter designed to provide temporary living accommodations including welfare hotels, congregate shelters, halfway houses, and transitional housing for the mentally ill; or an institution that provides a temporary residence for individuals intended to be institutionalized; or a public or private place not designed for, or ordinarily used as, a regular sleeping accommodation for human beings, not limited to people living on the streets. Individuals are considered homeless if they have lost their permanent residence, and are temporarily living in a shelter to avoid being on the street. Prisoners being released or in the custody of a correctional facility are not considered homeless at the time of admission for treatment. The definition also excludes persons in a hospital, residential care facility, commercial hotel/motel, supervised apartment, or living with parent/other relative (even if only temporarily). The definition does include domestic violence and sexual assault shelters, as the persons have fled a residence that is not adequate (i.e., not safe).

- Legal Status

Legal Status has three categories; Voluntary, Civil Involuntary, and Criminal Involuntary. The categories of legal status (with ICIS codes) are as follows:

Voluntary. These clients enter treatment voluntarily and are coded Voluntary Admission (01), Court Voluntary (02), Informal Admission (16), or Other (18).

Civil Involuntary. These clients are required by the court system to receive services, even though they may be reluctant. They are coded Court Commitment (03), Order of Detention (06), Juvenile Court Order (07), Transfer – Other Legal Entity (08), Court Ordered Juveniles in Need of Treatment, DHS given custody (10), Court Ordered Juveniles in Need of Treatment Parental Custody Retained (11), Emergency Detention (12), Continued Court Detention (13), 28-Day Court Commitment (14), or Protective Custody (17).

Criminal Involuntary. These clients are required to receive services because they have been accused of or have committed a crime. Codes include the following; Incompetent to Stand Trial (04), Not Guilty by Reason of Insanity (05), Court Order for Observation and Evaluation (09), Court Referred DUI Clients (15), Criminal Hold (20), or Court Commit with Hold (21).

- Adults with Serious Mental Illness (SMI)

SMI denotes clients who have been identified **at any time** as having a serious mental illness using the formal ODMHSAS definition. According to this definition, an Adult with a Serious Mental Illness must be an individual 18 years of age or older.

- Children with a Serious Emotional Disturbance (SED)

SED refers to children who meet departmental criteria for having a Serious Emotional Disturbance.

- Any Alcohol/Drug Problem

A substance abuse client is one who has one or more DSM-IV Axis I primary, secondary or tertiary diagnoses from categories 1.a. or 1.b. (in the Dual Diagnosis definition below) or one or more ICIS Substance Abuse Related Problems (710-731, 741-743). Clients identified only as co-dependents are not identified as substance abusers.

- Dual Diagnosis Client

A dual diagnosis client is one who meets the criteria for having a substance abuse diagnosis from categories 1.a. or 1.b. below and meets the criteria for a mental illness based on one or more DSM-IV Axis II primary, secondary, or tertiary diagnoses from categories 2.a. through 2.e. below.

- 1.a. Psychoactive Substance Induced Organic Disorders: 291.0-291.8, 292.0-292.83, 292.89-282.99
- b. Psychoactive Substance Use Disorders: 303.0-305.99.
- 2.a. Schizophrenia: 295.10, 295.20, 295.30, 295.40, 295.60, 295.70, 295.90
- b. Delusional (Paranoid) Disorder: 297.1
- c. Other Psychotic Disorders: 295.40, 295.70, 297.3, 298.8, 298.9, 297.1, 297.3
- d. Mood Disorders: 296.20-296.7
- e. Borderline Personality Disorder: 301.83

Presenting Problem/Diagnosis

Categories for this variable are based on the DSM-IV primary diagnosis or primary presenting problem. If the admitting agency has clinicians qualified to make a diagnosis, the diagnosis is used, otherwise, a presenting problem is used to define a client's category.

Categories	Codes
Developmental Disorders	
DSM-IV Codes:	302.5-302.69, 302.85, 307-307.39, 307.5-307.99, 309.21, 312-312.29, 312.9-313.21, 313.81-313.89, 314-314.99, 315-319.99, 299-299.99
Presenting Problems:	210, 240

Categories**Codes**

Non Alcohol/Drug Related Organic

DSM-IV Codes: 290-290.99, 293-293.83, 294-294.80, 310-310.10

Alcohol Abuse

DSM-IV Codes: 291-291.99, 293.9, 303-303.99, 305-305.02
Presenting Problems: 741, 710, 711

Other Substance Abuse

DSM-IV Codes: 305.1-305.99, 292-292.99, 304-304.99
Presenting Problems: 742, 743, 744, 720-731

Schizophrenia

DSM-IV Codes: 295 (excluding 295.4, 295.7)

Other Psychotic

DSM-IV Codes: 297-298.9, 295.40, 294.9, 295.70
Presenting Problems: 510-530, 650

Mood Disorders

DSM-IV Codes: 296-296.99 301.13, 300.4-300.49, 293.89, 311-311.99
Presenting Problems: 500-503

Other Non-Psychotic

DSM-IV Codes: 300-300.39, 300.6-300.99, 302-302.49, 302.7-302.84, 302.89-302.99, 307-4-307.49, 307.8, 312.8, 308.3-309.19, 309.23-309.99, 312.3, 316-316.99, 780.50

Personality Disorders

DSM-IV Codes: 301-301.9

Social Conditions

DSM-IV Codes: V40.00-V40.60, V61-V71.02, 955.5-995.81
Presenting Problems: 740, 450, 620-632, 311-420

Deferred/No Diagnosis

DSM-IV Codes: 799.9-799.90, V71.09
Presenting Problems: 110, 130

Race

The Unknown category was utilized to group Clients who made no selection from the choices below indicating their race.

The following groupings are used for reporting race:

- White
- Black
- Native American
- Hispanic
- Asian
- Unknown

Various Categories:

In response to many special report requests in past years, the special reports table was generated to address the majority of those requests.

Description of the Data Book

This Data Book displays Counts of Admitted Clients Served by Funding Source for Sex, Age, Race, Presenting Problem/Diagnosis, County of Residence, and Other Indicators. It contains six tables presenting data for 1) Statewide Total, 2) Agency, 3) Agency Type, 4) Count of Residence, 5) Planning Area, and 6) Various Categories.

Admitted Clients Served by Funding Source

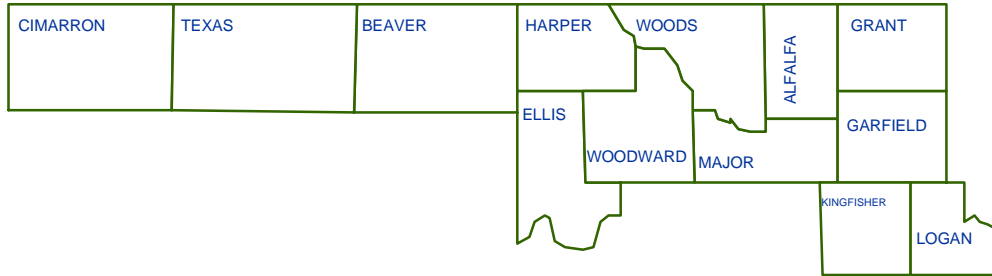
Admitted Clients Served are clients who have an admission transaction in the ICIS before or during the report year and had received a service during the report year. They are counted only once in the total for each level of aggregation or category in which they appear. This is called an unduplicated count. For example, a client may receive services at one hospital and then receive services at another hospital in the same year. This client would be counted twice (once at each hospital) in the agency report, but only once in the agency type and statewide tables. Because information such as age and sex should remain constant (except for data entry errors), counts for categories of these variables will sum to the total clients served on each table. Variables that might change from admission at one facility to admission at another or over time, (e.g., legal status, diagnosis, and target population) can be counted in more than one category and should not be summed.

This Data Book shows only clients who were admitted for services and excludes contacts. It enumerates admitted clients, but further limits the counts to specific subgroups of the client population. Each individual counted has received a service at some time during the year regardless of the year he/she was admitted. Clients are grouped by frequently referenced demographics: Sex, Age, Race, Presenting Problem/Diagnosis, County of Residence, and Other Indicators. A client may be in more than one of these groups, or a client's group may change during the year. As a result, the sum of target populations exceeds the total number served. However, for any given population, the age, race, and sex, which do not change (age is calculated as of a single point in time), are unduplicated counts and should equal the total.

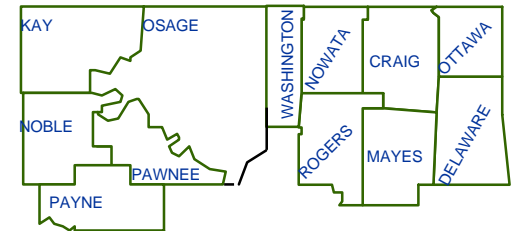
OKLAHOMA DEPARTMENT OF MENTAL HEALTH
AND SUBSTANCE ABUSE SERVICES

Planning Areas

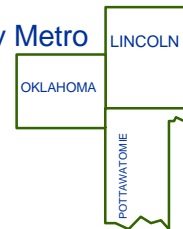
Northwest



Northeast



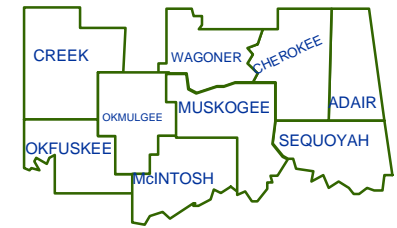
Oklahoma City Metro



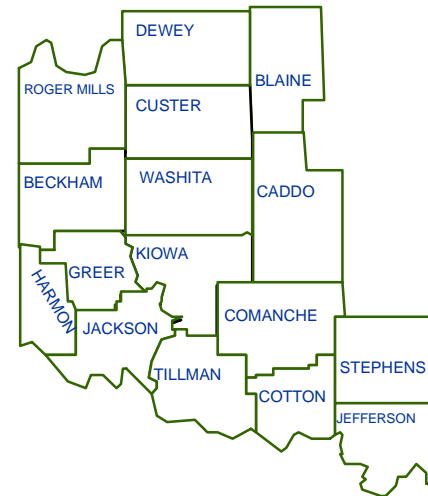
Tulsa Metro



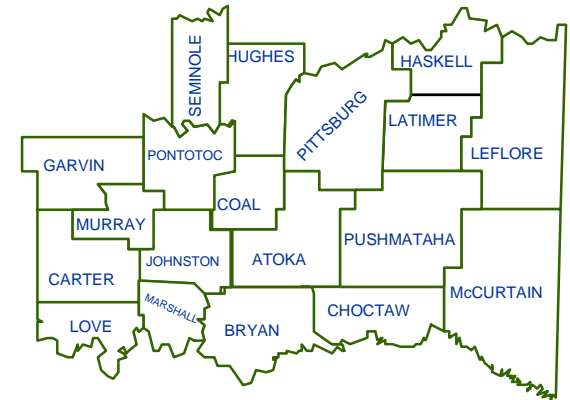
East Central



Central



Southwest



Southeast