

data

BOOK FOR FISCAL YEAR 2000

Section One:
Admitted Clients Served
By Funding Source

Table 2. Counts of Admitted
Clients Served for each Agency

DATA BOOK FOR FISCAL YEAR 2000

Published by

Oklahoma Department of Mental Health and Substance Abuse
Services

Prepared by

Ali Akour, Ph.D.

Data Analyst, Evaluation and Data Analysis Section
Decision Support Services

2002

Terry Cline, Ph.D., Commissioner
Steve Davis, Ph.D., Director of Decision Support Services
Mark Reynolds, Ed. D., Evaluation & Data Analysis Data Projects Manager

Public Domain Notice

The Data Book for Fiscal Year 2000 is in the public domain and may be reproduced or copied without permission from the Oklahoma Department of Mental Health and Substance Abuse Services. However, this publication may not be reproduced or distributed for a fee without the specific, written authorization of Oklahoma Department of Mental Health and Substance Abuse Services. Citation of the source is appreciated.

Electronic Access to Publication

This publication is available on the World Wide Web at:
<http://www.odmhsas.org/specialreports.htm>

How to Contact Us

Oklahoma Department of Mental Health and Substance Abuse Services
Evaluation and Data Analysis Section
P.O. Box 53277
Oklahoma City, OK 73152-3277
(405) 522-3813

Contents

Introduction

Section One: Admitted Clients Served by Funding Source

- Table 1. Counts of Admitted Clients Served for **Statewide Total**
- Table 2. Counts of Admitted Clients Served for each **Agency**
- Table 3. Counts of Admitted Clients Served for each **Agency Type**
- Table 4. Counts of Admitted Clients Served for each **County of Residence**
- Table 5. Counts of Admitted Clients Served for each **Planning Area**
- Table 6. Counts of Admitted Clients Served for **Various Categories**

Section Two: Units of Service by Funding Source

- Table 7. Counts of Day and Hourly Services Provided for **Statewide Total**
- Table 8. Counts of Day and Hourly Services Provided for each **Agency**
- Table 9. Counts of Day and Hourly Services Provided for each **Agency Type**
- Table 10. Counts of Day and Hourly Services Provided for each **County of Residence**
- Table 11. Counts of Day and Hourly Services Provided for each **Planning Area**
- Table 12. Counts of Day and Hourly Services Provided for **Various Categories**

Appendix

Definitions of Terms and Categorization Variables

Descriptions of Sections and Tables

Map of Planning Areas

DATA BOOK FOR FISCAL YEAR 2000

Introduction

Prior to Fiscal Year 1999, any client seen at an Oklahoma Department of Mental Health and Substance Abuse Services (ODMHSAS) contracted facility was reported, regardless of who paid for the service. Starting with Fiscal Year 1999, only clients funded in full or in part by ODMHSAS were reported. Therefore, previous years' reported client counts will be larger than in following years.

During the Fiscal Year 2000, the State of Oklahoma expenditures on community mental health services, inpatient facilities, substance abuse services, domestic violence/sexual assault services, and departmental management amounted to approximately \$159 million dollars. An unduplicated total of approximately 79,700 recipients were served system-wide in FY 2000. The unduplicated total of 79,700 recipients consists of 56,545 recipients that were admitted and served and 19,155 recipients that were contacts. The Data Book report is generated to provide basic information about these recipients and services they received for policy makers, interest groups, and others working to improve the quality of life for those in need.

The Data Book report is produced by the Evaluation and Data Analysis Section of the Decision Support Services Division at the Oklahoma Department of Mental Health and Substance Abuse Services (ODMHSAS). The report summarizes demographic information and services for clients served in agencies operated by or funded through ODMHSAS. To create the Data Book report, data are extracted from the ODMHSAS Integrated Client Information System (ICIS). ICIS contains demographic and service information about service recipients and agencies.

To meet the specific needs of a variety of entities, the Data Book report consists of two separate sections: Admitted Clients Served by Funding Source; Units of Service by Funding Source. The sections are then divided into tables and each table presents a different view of the data. Definitions of terms and a Map of Planning Areas are also provided.

Oklahoma Department of Mental Health and Substance Abuse Services

Counts of Admitted Clients Served by Funding Source for Each Agency During FY2000

A BETTER CHANCE

		Funding Source						
		Total	Mental Health	Substance Abuse	Domestic Violence	Residential Care	Medicaid	Other
Total	Unduplicated Count	416	0	416	0	0	0	0
Sex	Female	245	0	245	0	0	0	0
	Male	171	0	171	0	0	0	0
Age	0-04	209	0	209	0	0	0	0
	05-17	71	0	71	0	0	0	0
	18-20	2	0	2	0	0	0	0
	21-24	13	0	13	0	0	0	0
	25-34	39	0	39	0	0	0	0
	35-44	43	0	43	0	0	0	0
	45-54	20	0	20	0	0	0	0
	55-64	12	0	12	0	0	0	0
	65-74	7	0	7	0	0	0	0
Race	White	229	0	229	0	0	0	0
	Black	126	0	126	0	0	0	0
	Native American	29	0	29	0	0	0	0
	Hispanic	7	0	7	0	0	0	0
	Asian	1	0	1	0	0	0	0
	Two or More Races	24	0	24	0	0	0	0
Presenting Problem/Diagnosis	Social Conditions	416	0	416	0	0	0	0
County of Residence	Adair	1	0	1	0	0	0	0
	Beckham	2	0	2	0	0	0	0
	Bryan	4	0	4	0	0	0	0
	Caddo	2	0	2	0	0	0	0
	Canadian	22	0	22	0	0	0	0
	Carter	4	0	4	0	0	0	0
	Cleveland	16	0	16	0	0	0	0
	Comanche	2	0	2	0	0	0	0
	Garfield	2	0	2	0	0	0	0
	Garvin	2	0	2	0	0	0	0
	Johnston	1	0	1	0	0	0	0
	Kay	1	0	1	0	0	0	0
	Latimer	2	0	2	0	0	0	0
	LeFlore	3	0	3	0	0	0	0
	Lincoln	3	0	3	0	0	0	0
	Logan	42	0	42	0	0	0	0
	Love	2	0	2	0	0	0	0
	Major	1	0	1	0	0	0	0
	McClain	3	0	3	0	0	0	0
	Murray	2	0	2	0	0	0	0
	Muskogee	6	0	6	0	0	0	0
	Oklahoma	250	0	250	0	0	0	0
	Payne	4	0	4	0	0	0	0
	Pittsburgh	4	0	4	0	0	0	0
	Pontotoc	8	0	8	0	0	0	0

Notes: The same client may be counted in more than one category, e.g., clients can receive services under more than one contract source, in more than one "County of Residence," or may have multiple "Other Indicators." Please see Definition page for other considerations.

Oklahoma Department of Mental Health and Substance Abuse Services

Counts of Admitted Clients Served by Funding Source for Each Agency During FY2000

A BETTER CHANCE

	Total	Funding Source					
		Mental Health	Substance Abuse	Domestic Violence	Residential Care	Medicaid	Other
Pottawatomie	3	0	3	0	0	0	0
Pushmataha	1	0	1	0	0	0	0
Roger Mills	1	0	1	0	0	0	0
Seminole	6	0	6	0	0	0	0
Woods	16	0	16	0	0	0	0
Other Indicators							
Custody of DHS	135	0	135	0	0	0	0
Custody of OJA	2	0	2	0	0	0	0
Homeless	1	0	1	0	0	0	0
Indigent	408	0	408	0	0	0	0
SMI (If ever)	8	0	8	0	0	0	0

Notes: The same client may be counted in more than one category, e.g., clients can receive services under more than one contract source, in more than one "County of Residence," or may have multiple "Other Indicators." Please see Definition page for other considerations.

Oklahoma Department of Mental Health and Substance Abuse Services

Counts of Admitted Clients Served by Funding Source for Each Agency During FY2000

ACMI HOUSE INC

	Total	Funding Source					
		Mental Health	Substance Abuse	Domestic Violence	Residential Care	Medicaid	Other
Total							
Unduplicated Count	261	0	0	261	0	0	0
Sex							
Female	175	0	0	175	0	0	0
Male	86	0	0	86	0	0	0
Age							
0-04	42	0	0	42	0	0	0
05-17	71	0	0	71	0	0	0
18-20	9	0	0	9	0	0	0
21-24	27	0	0	27	0	0	0
25-34	59	0	0	59	0	0	0
35-44	42	0	0	42	0	0	0
45-54	10	0	0	10	0	0	0
55-64	1	0	0	1	0	0	0
Race							
White	146	0	0	146	0	0	0
Black	47	0	0	47	0	0	0
Native American	11	0	0	11	0	0	0
Hispanic	51	0	0	51	0	0	0
Asian	3	0	0	3	0	0	0
Two or More Races	3	0	0	3	0	0	0
Presenting Problem/Diagnosis							
Social Conditions	261	0	0	261	0	0	0
County of Residence							
Caddo	3	0	0	3	0	0	0
Carter	1	0	0	1	0	0	0
Comanche	2	0	0	2	0	0	0
Grady	3	0	0	3	0	0	0
Greer	10	0	0	10	0	0	0
Harmon	15	0	0	15	0	0	0
Jackson	155	0	0	155	0	0	0
Kiowa	10	0	0	10	0	0	0
Muskogee	4	0	0	4	0	0	0
Oklahoma	3	0	0	3	0	0	0
Pittsburgh	2	0	0	2	0	0	0
Roger Mills	2	0	0	2	0	0	0
Stephens	3	0	0	3	0	0	0
Tillman	16	0	0	16	0	0	0
Washington	1	0	0	1	0	0	0
Washita	2	0	0	2	0	0	0
Woodward	2	0	0	2	0	0	0
Out of State/Unknown	27	0	0	27	0	0	0
Other Indicators							
Indigent	256	0	0	256	0	0	0
SMI (If ever)	13	0	0	13	0	0	0

Notes: The same client may be counted in more than one category, e.g., clients can receive services under more than one contract source, in more than one "County of Residence," or may have multiple "Other Indicators." Please see Definition page for other considerations.

Oklahoma Department of Mental Health and Substance Abuse Services

Counts of Admitted Clients Served by Funding Source for Each Agency During FY2000

ACTION ASSOCIATES, INC.

	Total	Funding Source					
		Mental Health	Substance Abuse	Domestic Violence	Residential Care	Medicaid	Other
Total							
Unduplicated Count	279	0	0	279	0	0	0
Sex							
Female	199	0	0	199	0	0	0
Male	80	0	0	80	0	0	0
Age							
0-04	49	0	0	49	0	0	0
05-17	67	0	0	67	0	0	0
18-20	15	0	0	15	0	0	0
21-24	29	0	0	29	0	0	0
25-34	52	0	0	52	0	0	0
35-44	43	0	0	43	0	0	0
45-54	22	0	0	22	0	0	0
55-64	2	0	0	2	0	0	0
Race							
White	189	0	0	189	0	0	0
Black	9	0	0	9	0	0	0
Native American	25	0	0	25	0	0	0
Hispanic	21	0	0	21	0	0	0
Two or More Races	35	0	0	35	0	0	0
Presenting Problem/Diagnosis							
Alcohol Abuse	1	0	0	1	0	0	0
Developmental Disorder	6	0	0	6	0	0	0
Mood Disorder	1	0	0	1	0	0	0
Social Conditions	255	0	0	255	0	0	0
Deferred/No Diagnosis	16	0	0	16	0	0	0
County of Residence							
Adair	2	0	0	2	0	0	0
Beckham	62	0	0	62	0	0	0
Blaine	1	0	0	1	0	0	0
Caddo	4	0	0	4	0	0	0
Canadian	2	0	0	2	0	0	0
Comanche	1	0	0	1	0	0	0
Custer	134	0	0	134	0	0	0
Dewey	1	0	0	1	0	0	0
Garfield	1	0	0	1	0	0	0
Garvin	1	0	0	1	0	0	0
Kiowa	1	0	0	1	0	0	0
Roger Mills	48	0	0	48	0	0	0
Washita	18	0	0	18	0	0	0
Out of State/Unknown	3	0	0	3	0	0	0
Other Indicators							
Any Alcohol/Drug Problem	3	0	0	3	0	0	0
Custody of DHS	2	0	0	2	0	0	0
Custody of DOC	1	0	0	1	0	0	0
Deaf and Hearing Impaired	2	0	0	2	0	0	0
Homeless	113	0	0	113	0	0	0
Indigent	267	0	0	267	0	0	0
SMI (If ever)	15	0	0	15	0	0	0

Notes: The same client may be counted in more than one category, e.g., clients can receive services under more than one contract source, in more than one "County of Residence," or may have multiple "Other Indicators." Please see Definition page for other considerations.

Oklahoma Department of Mental Health and Substance Abuse Services

Counts of Admitted Clients Served by Funding Source for Each Agency During FY2000

ADA AREA CHEMICAL DEPENDENCY CENTER, INC.

	Total	Funding Source					
		Mental Health	Substance Abuse	Domestic Violence	Residential Care	Medicaid	Other
Total							
Unduplicated Count	135	0	123	0	0	19	0
Sex							
Female	47	0	40	0	0	11	0
Male	88	0	83	0	0	8	0
Age							
05-17	4	0	2	0	0	2	0
18-20	6	0	5	0	0	1	0
21-24	16	0	16	0	0	0	0
25-34	44	0	41	0	0	5	0
35-44	48	0	44	0	0	7	0
45-54	15	0	13	0	0	4	0
55-64	2	0	2	0	0	0	0
Race							
White	105	0	95	0	0	13	0
Black	6	0	5	0	0	2	0
Native American	19	0	18	0	0	3	0
Hispanic	1	0	1	0	0	0	0
Two or More Races	4	0	4	0	0	1	0
Presenting Problem/Diagnosis							
Alcohol Abuse	38	0	34	0	0	5	0
Developmental Disorder	1	0	1	0	0	0	0
Social Conditions	3	0	3	0	0	0	0
Substance Related	93	0	85	0	0	14	0
County of Residence							
Carter	1	0	1	0	0	0	0
Garvin	2	0	2	0	0	0	0
Murray	1	0	1	0	0	0	0
Pontotoc	131	0	119	0	0	19	0
Other Indicators							
Any Alcohol/Drug Problem	131	0	119	0	0	19	0
Custody of OJA	1	0	1	0	0	0	0
Indigent	127	0	115	0	0	19	0
SMI (If ever)	41	0	33	0	0	11	0

Notes: The same client may be counted in more than one category, e.g., clients can receive services under more than one contract source, in more than one "County of Residence," or may have multiple "Other Indicators." Please see Definition page for other considerations.

Oklahoma Department of Mental Health and Substance Abuse Services

Counts of Admitted Clients Served by Funding Source for Each Agency During FY2000

ADA RESIDENTIAL CARE

	Total	Funding Source					
		Mental Health	Substance Abuse	Domestic Violence	Residential Care	Medicaid	Other
Total							
Unduplicated Count	34	0	0	0	34	0	0
Sex							
Female	13	0	0	0	13	0	0
Male	21	0	0	0	21	0	0
Age							
18-20	2	0	0	0	2	0	0
21-24	4	0	0	0	4	0	0
25-34	4	0	0	0	4	0	0
35-44	7	0	0	0	7	0	0
45-54	9	0	0	0	9	0	0
55-64	7	0	0	0	7	0	0
65-74	1	0	0	0	1	0	0
Race							
White	25	0	0	0	25	0	0
Black	2	0	0	0	2	0	0
Native American	5	0	0	0	5	0	0
Asian	1	0	0	0	1	0	0
Two or More Races	1	0	0	0	1	0	0
Presenting Problem/Diagnosis							
Developmental Disorder	1	0	0	0	1	0	0
Mood Disorder	20	0	0	0	20	0	0
Other Psychotic	13	0	0	0	13	0	0
County of Residence							
Cleveland	1	0	0	0	1	0	0
Muskogee	9	0	0	0	9	0	0
Osage	1	0	0	0	1	0	0
Pittsburgh	1	0	0	0	1	0	0
Pontotoc	22	0	0	0	22	0	0
Other Indicators							
Indigent	33	0	0	0	33	0	0
SMI (If ever)	34	0	0	0	34	0	0

Notes: The same client may be counted in more than one category, e.g., clients can receive services under more than one contract source, in more than one "County of Residence," or may have multiple "Other Indicators." Please see Definition page for other considerations.

Oklahoma Department of Mental Health and Substance Abuse Services

Counts of Admitted Clients Served by Funding Source for Each Agency During FY2000

ALPHA II, INC.

	Total	Funding Source					
		Mental Health	Substance Abuse	Domestic Violence	Residential Care	Medicaid	Other
Total							
Unduplicated Count	108	0	108	0	0	0	0
Sex							
Male	108	0	108	0	0	0	0
Age							
18-20	11	0	11	0	0	0	0
21-24	17	0	17	0	0	0	0
25-34	26	0	26	0	0	0	0
35-44	41	0	41	0	0	0	0
45-54	10	0	10	0	0	0	0
55-64	3	0	3	0	0	0	0
Race							
White	61	0	61	0	0	0	0
Black	14	0	14	0	0	0	0
Native American	23	0	23	0	0	0	0
Two or More Races	4	0	4	0	0	0	0
Unknown	6	0	6	0	0	0	0
Presenting Problem/Diagnosis							
Alcohol Abuse	44	0	44	0	0	0	0
Substance Related	58	0	58	0	0	0	0
Deferred/No Diagnosis	6	0	6	0	0	0	0
County of Residence							
Beaver	1	0	1	0	0	0	0
Bryan	1	0	1	0	0	0	0
Carter	3	0	3	0	0	0	0
Craig	1	0	1	0	0	0	0
Creek	10	0	10	0	0	0	0
Custer	1	0	1	0	0	0	0
Delaware	1	0	1	0	0	0	0
Garfield	8	0	8	0	0	0	0
Kay	18	0	18	0	0	0	0
Muskogee	5	0	5	0	0	0	0
Noble	1	0	1	0	0	0	0
Nowata	1	0	1	0	0	0	0
Okfuskee	16	0	16	0	0	0	0
Oklahoma	2	0	2	0	0	0	0
Okmulgee	3	0	3	0	0	0	0
Osage	4	0	4	0	0	0	0
Pawnee	1	0	1	0	0	0	0
Payne	9	0	9	0	0	0	0
Tulsa	10	0	10	0	0	0	0
Washington	4	0	4	0	0	0	0
Woods	1	0	1	0	0	0	0
Woodward	1	0	1	0	0	0	0
Out of State/Unknown	6	0	6	0	0	0	0
Other Indicators							
Any Alcohol/Drug Problem	102	0	102	0	0	0	0
Custody of DOC	1	0	1	0	0	0	0
Homeless	9	0	9	0	0	0	0
Indigent	101	0	101	0	0	0	0

Notes: The same client may be counted in more than one category, e.g., clients can receive services under more than one contract source, in more than one "County of Residence," or may have multiple "Other Indicators." Please see Definition page for other considerations.

Oklahoma Department of Mental Health and Substance Abuse Services

Counts of Admitted Clients Served by Funding Source for Each Agency During FY2000

ALPHA II, INC.

	Funding Source					
	Total	Mental Health	Substance Abuse	Domestic Violence	Residential Care	Medicaid Other
SMI (If ever)	17	0	17	0	0	0

Oklahoma Department of Mental Health and Substance Abuse Services

Counts of Admitted Clients Served by Funding Source for Each Agency During FY2000

ASSOCIATED CENTERS FOR THERAPY, INC.

	Total	Funding Source					
		Mental Health	Substance Abuse	Domestic Violence	Residential Care	Medicaid	Other
Total							
Unduplicated Count	612	602	0	0	0	180	0
Sex							
Female	324	317	0	0	0	120	0
Male	288	285	0	0	0	60	0
Age							
0-04	2	2	0	0	0	0	0
05-17	124	122	0	0	0	7	0
18-20	26	25	0	0	0	3	0
21-24	37	36	0	0	0	6	0
25-34	124	123	0	0	0	24	0
35-44	146	142	0	0	0	59	0
45-54	89	88	0	0	0	44	0
55-64	50	50	0	0	0	31	0
65-74	12	12	0	0	0	5	0
75-84	2	2	0	0	0	1	0
Race							
White	487	480	0	0	0	141	0
Black	59	56	0	0	0	21	0
Native American	29	29	0	0	0	8	0
Hispanic	7	7	0	0	0	2	0
Asian	10	10	0	0	0	4	0
Two or More Races	20	20	0	0	0	4	0
Presenting Problem/Diagnosis							
Alcohol Abuse	7	7	0	0	0	0	0
Developmental Disorder	57	56	0	0	0	4	0
Mood Disorder	316	314	0	0	0	78	0
Non Alcohol/Drug Related Organic	4	4	0	0	0	2	0
Other Non-Psychotic	81	81	0	0	0	16	0
Other Psychotic	60	57	0	0	0	33	0
Personality Disorder	2	2	0	0	0	0	0
Schizophrenia	75	71	0	0	0	47	0
Social Conditions	3	3	0	0	0	0	0
Substance Related	7	7	0	0	0	0	0
County of Residence							
Creek	6	6	0	0	0	0	0
Haskell	1	1	0	0	0	0	0
Mayes	1	1	0	0	0	0	0
Oklahoma	1	1	0	0	0	0	0
Okmulgee	2	2	0	0	0	1	0
Osage	2	2	0	0	0	0	0
Rogers	3	3	0	0	0	0	0
Tillman	1	1	0	0	0	0	0
Tulsa	588	579	0	0	0	177	0
Wagoner	7	6	0	0	0	2	0
Other Indicators							
Any Alcohol/Drug Problem	191	189	0	0	0	54	0
Custody of DHS	9	8	0	0	0	1	0
Custody of DOC	4	4	0	0	0	1	0
Custody of OJA	2	2	0	0	0	0	0

Notes: The same client may be counted in more than one category, e.g., clients can receive services under more than one contract source, in more than one "County of Residence," or may have multiple "Other Indicators." Please see Definition page for other considerations.

Oklahoma Department of Mental Health and Substance Abuse Services

Counts of Admitted Clients Served by Funding Source for Each Agency During FY2000

ASSOCIATED CENTERS FOR THERAPY, INC.

	Funding Source					
	Total	Mental Health	Substance Abuse	Domestic Violence	Residential Care	Medicaid Other
Deaf and Hearing Impaired	1	1	0	0	0	0
Dual Diagnosis	75	73	0	0	0	25
Homeless	4	3	0	0	0	2
Indigent	590	580	0	0	0	178
SED (6-17)	115	113	0	0	0	7
SMI (If ever)	481	473	0	0	0	173

Notes: The same client may be counted in more than one category, e.g., clients can receive services under more than one contract source, in more than one "County of Residence," or may have multiple "Other Indicators." Please see Definition page for other considerations.

Oklahoma Department of Mental Health and Substance Abuse Services

Counts of Admitted Clients Served by Funding Source for Each Agency During FY2000

BILL JOHNSON C.C.

		Funding Source						
		Total	Mental Health	Substance Abuse	Domestic Violence	Residential Care	Medicaid	Other
Total	Unduplicated Count	3	0	3	0	0	0	0
Sex	Male	3	0	3	0	0	0	0
Age	21-24	1	0	1	0	0	0	0
	25-34	2	0	2	0	0	0	0
Race	White	2	0	2	0	0	0	0
	Black	1	0	1	0	0	0	0
Presenting Problem/Diagnosis	Substance Related	3	0	3	0	0	0	0
County of Residence	Oklahoma	3	0	3	0	0	0	0
Other Indicators	Any Alcohol/Drug Problem	3	0	3	0	0	0	0
	Custody of DOC	3	0	3	0	0	0	0
	Indigent	3	0	3	0	0	0	0

Notes: The same client may be counted in more than one category, e.g., clients can receive services under more than one contract source, in more than one "County of Residence," or may have multiple "Other Indicators." Please see Definition page for other considerations.

Oklahoma Department of Mental Health and Substance Abuse Services

Counts of Admitted Clients Served by Funding Source for Each Agency During FY2000

BILL WILLIS MENTAL HEALTH

	Total	Funding Source					
		Mental Health	Substance Abuse	Domestic Violence	Residential Care	Medicaid	Other
Total							
Unduplicated Count	1,823	448	209	0	0	780	1,119
Sex							
Female	969	238	40	0	0	483	585
Male	854	210	169	0	0	297	534
Age							
0-04	9	0	0	0	0	9	0
05-17	207	12	3	0	0	112	96
18-20	78	13	10	0	0	25	54
21-24	136	32	25	0	0	40	92
25-34	407	107	68	0	0	132	255
35-44	504	130	71	0	0	195	317
45-54	313	98	27	0	0	169	197
55-64	128	41	5	0	0	74	82
65-74	31	9	0	0	0	18	19
75-84	8	5	0	0	0	5	6
85+	2	1	0	0	0	1	1
Race							
White	1,350	364	136	0	0	591	837
Black	73	6	3	0	0	38	46
Native American	350	71	63	0	0	131	206
Hispanic	12	3	2	0	0	4	9
Asian	7	2	0	0	0	3	6
Two or More Races	29	2	5	0	0	12	14
Unknown	2	0	0	0	0	1	1
Presenting Problem/Diagnosis							
Alcohol Abuse	122	19	51	0	0	14	81
Developmental Disorder	100	16	3	0	0	53	54
Mood Disorder	678	208	28	0	0	321	439
Non Alcohol/Drug Related Organic	13	3	0	0	0	12	5
Other Non-Psychotic	316	74	6	0	0	146	184
Other Psychotic	115	41	2	0	0	73	67
Personality Disorder	11	2	1	0	0	5	8
Schizophrenia	144	36	1	0	0	102	79
Social Conditions	34	6	1	0	0	13	20
Substance Related	289	42	116	0	0	41	182
Unknown/Other	1	1	0	0	0	0	0
County of Residence							
Adair	233	52	21	0	0	83	140
Cherokee	586	144	69	0	0	254	383
Choctaw	1	0	1	0	0	0	0
Comanche	1	1	0	0	0	1	1
Craig	1	0	1	0	0	0	1
Creek	3	0	2	0	0	1	1
Delaware	12	3	5	0	0	3	6
Haskell	2	1	0	0	0	0	2
LeFlore	1	0	0	0	0	1	0
Mayes	18	4	5	0	0	6	7
McCurtain	2	0	1	0	0	0	1
McIntosh	4	2	2	0	0	1	2

Notes: The same client may be counted in more than one category, e.g., clients can receive services under more than one contract source, in more than one "County of Residence," or may have multiple "Other Indicators." Please see Definition page for other considerations.

Oklahoma Department of Mental Health and Substance Abuse Services

Counts of Admitted Clients Served by Funding Source for Each Agency During FY2000

BILL WILLIS MENTAL HEALTH

	Funding Source						
	Total	Mental Health	Substance Abuse	Domestic Violence	Residential Care	Medicaid	Other
Muskogee	46	7	22	0	0	7	21
Nowata	1	0	1	0	0	0	1
Okmulgee	1	0	0	0	0	0	1
Pittsburgh	1	0	0	0	0	0	1
Pontotoc	1	0	1	0	0	0	1
Rogers	2	0	0	0	0	0	2
Sequoyah	440	130	29	0	0	248	243
Tulsa	19	5	3	0	0	3	14
Wagoner	403	86	46	0	0	147	274
Washington	1	1	0	0	0	1	1
Out of State/Unknown	44	12	0	0	0	24	16
Other Indicators							
Any Alcohol/Drug Problem	668	143	190	0	0	161	421
Custody of DHS	72	1	0	0	0	45	28
Custody of DOC	65	13	21	0	0	14	40
Custody of OJA	3	0	0	0	0	2	1
Deaf and Hearing Impaired	10	4	1	0	0	5	6
Dual Diagnosis	105	34	19	0	0	49	68
Homeless	30	8	4	0	0	7	20
Indigent	1,734	433	195	0	0	761	1,054
SED (6-17)	105	7	0	0	0	65	42
SMI (If ever)	1,049	333	74	0	0	549	652

Notes: The same client may be counted in more than one category, e.g., clients can receive services under more than one contract source, in more than one "County of Residence," or may have multiple "Other Indicators." Please see Definition page for other considerations.

Oklahoma Department of Mental Health and Substance Abuse Services

Counts of Admitted Clients Served by Funding Source for Each Agency During FY2000

BOLEY RESIDENTIAL CARE HOME

	Total	Funding Source					
		Mental Health	Substance Abuse	Domestic Violence	Residential Care	Medicaid	Other
Total							
Unduplicated Count	47	0	0	0	47	0	0
Sex							
Female	19	0	0	0	19	0	0
Male	28	0	0	0	28	0	0
Age							
18-20	2	0	0	0	2	0	0
21-24	1	0	0	0	1	0	0
25-34	9	0	0	0	9	0	0
35-44	18	0	0	0	18	0	0
45-54	11	0	0	0	11	0	0
55-64	4	0	0	0	4	0	0
65-74	2	0	0	0	2	0	0
Race							
White	13	0	0	0	13	0	0
Black	32	0	0	0	32	0	0
Native American	2	0	0	0	2	0	0
Presenting Problem/Diagnosis							
Developmental Disorder	1	0	0	0	1	0	0
Mood Disorder	2	0	0	0	2	0	0
Other Psychotic	38	0	0	0	38	0	0
Social Conditions	6	0	0	0	6	0	0
County of Residence							
Comanche	1	0	0	0	1	0	0
Jackson	1	0	0	0	1	0	0
Okfuskee	41	0	0	0	41	0	0
Oklahoma	1	0	0	0	1	0	0
Okmulgee	1	0	0	0	1	0	0
Tulsa	2	0	0	0	2	0	0
Other Indicators							
Any Alcohol/Drug Problem	2	0	0	0	2	0	0
Homeless	8	0	0	0	8	0	0
Indigent	47	0	0	0	47	0	0
SMI (If ever)	47	0	0	0	47	0	0

Notes: The same client may be counted in more than one category, e.g., clients can receive services under more than one contract source, in more than one "County of Residence," or may have multiple "Other Indicators." Please see Definition page for other considerations.

Oklahoma Department of Mental Health and Substance Abuse Services

Counts of Admitted Clients Served by Funding Source for Each Agency During FY2000

BOLEY RESIDENTIAL CARE HOME II

	Total	Funding Source					
		Mental Health	Substance Abuse	Domestic Violence	Residential Care	Medicaid	Other
Total							
Unduplicated Count	94	0	0	0	94	0	0
Sex							
Female	38	0	0	0	38	0	0
Male	56	0	0	0	56	0	0
Age							
18-20	3	0	0	0	3	0	0
21-24	6	0	0	0	6	0	0
25-34	18	0	0	0	18	0	0
35-44	34	0	0	0	34	0	0
45-54	21	0	0	0	21	0	0
55-64	9	0	0	0	9	0	0
65-74	2	0	0	0	2	0	0
75-84	1	0	0	0	1	0	0
Race							
White	34	0	0	0	34	0	0
Black	52	0	0	0	52	0	0
Native American	3	0	0	0	3	0	0
Two or More Races	2	0	0	0	2	0	0
Unknown	3	0	0	0	3	0	0
Presenting Problem/Diagnosis							
Developmental Disorder	2	0	0	0	2	0	0
Mood Disorder	1	0	0	0	1	0	0
Other Psychotic	86	0	0	0	86	0	0
Social Conditions	2	0	0	0	2	0	0
Deferred/No Diagnosis	3	0	0	0	3	0	0
County of Residence							
Garfield	1	0	0	0	1	0	0
Okfuskee	90	0	0	0	90	0	0
Out of State/Unknown	3	0	0	0	3	0	0
Other Indicators							
Indigent	90	0	0	0	90	0	0
SMI (If ever)	89	0	0	0	89	0	0

Notes: The same client may be counted in more than one category, e.g., clients can receive services under more than one contract source, in more than one "County of Residence," or may have multiple "Other Indicators." Please see Definition page for other considerations.

Oklahoma Department of Mental Health and Substance Abuse Services

Counts of Admitted Clients Served by Funding Source for Each Agency During FY2000

BRIDGEWAY

		Funding Source						
		Total	Mental Health	Substance Abuse	Domestic Violence	Residential Care	Medicaid	Other
Total	Unduplicated Count	27	0	27	0	0	0	0
Sex	Male	27	0	27	0	0	0	0
Age	18-20	1	0	1	0	0	0	0
	21-24	1	0	1	0	0	0	0
	25-34	3	0	3	0	0	0	0
	35-44	10	0	10	0	0	0	0
	45-54	8	0	8	0	0	0	0
	55-64	4	0	4	0	0	0	0
Race	White	20	0	20	0	0	0	0
	Black	3	0	3	0	0	0	0
	Native American	1	0	1	0	0	0	0
	Hispanic	1	0	1	0	0	0	0
	Two or More Races	2	0	2	0	0	0	0
Presenting Problem/Diagnosis	Alcohol Abuse	18	0	18	0	0	0	0
	Substance Related	9	0	9	0	0	0	0
County of Residence	Choctaw	1	0	1	0	0	0	0
	Garfield	1	0	1	0	0	0	0
	Kay	20	0	20	0	0	0	0
	Payne	1	0	1	0	0	0	0
	Rogers	1	0	1	0	0	0	0
	Tulsa	3	0	3	0	0	0	0
Other Indicators	Any Alcohol/Drug Problem	27	0	27	0	0	0	0
	Custody of DHS	1	0	1	0	0	0	0
	Custody of DOC	1	0	1	0	0	0	0
	Homeless	12	0	12	0	0	0	0
	Indigent	27	0	27	0	0	0	0
	SMI (If ever)	11	0	11	0	0	0	0

Notes: The same client may be counted in more than one category, e.g., clients can receive services under more than one contract source, in more than one "County of Residence," or may have multiple "Other Indicators." Please see Definition page for other considerations.

Oklahoma Department of Mental Health and Substance Abuse Services

Counts of Admitted Clients Served by Funding Source for Each Agency During FY2000

CAA TURNING POINT

	Total	Funding Source					
		Mental Health	Substance Abuse	Domestic Violence	Residential Care	Medicaid	Other
Total							
Unduplicated Count	342	0	342	0	0	0	0
Sex							
Female	136	0	136	0	0	0	0
Male	206	0	206	0	0	0	0
Age							
05-17	5	0	5	0	0	0	0
18-20	20	0	20	0	0	0	0
21-24	41	0	41	0	0	0	0
25-34	118	0	118	0	0	0	0
35-44	112	0	112	0	0	0	0
45-54	41	0	41	0	0	0	0
55-64	4	0	4	0	0	0	0
65-74	1	0	1	0	0	0	0
Race							
White	176	0	176	0	0	0	0
Black	105	0	105	0	0	0	0
Native American	29	0	29	0	0	0	0
Hispanic	21	0	21	0	0	0	0
Two or More Races	11	0	11	0	0	0	0
Presenting Problem/Diagnosis							
Alcohol Abuse	71	0	71	0	0	0	0
Social Conditions	3	0	3	0	0	0	0
Substance Related	268	0	268	0	0	0	0
County of Residence							
Canadian	21	0	21	0	0	0	0
Cleveland	7	0	7	0	0	0	0
Lincoln	2	0	2	0	0	0	0
Oklahoma	312	0	312	0	0	0	0
Other Indicators							
Any Alcohol/Drug Problem	339	0	339	0	0	0	0
Custody of DOC	24	0	24	0	0	0	0
Indigent	330	0	330	0	0	0	0
SMI (If ever)	38	0	38	0	0	0	0

Notes: The same client may be counted in more than one category, e.g., clients can receive services under more than one contract source, in more than one "County of Residence," or may have multiple "Other Indicators." Please see Definition page for other considerations.

Oklahoma Department of Mental Health and Substance Abuse Services

Counts of Admitted Clients Served by Funding Source for Each Agency During FY2000

CALL RAPE INC.

	Total	Funding Source					
		Mental Health	Substance Abuse	Domestic Violence	Residential Care	Medicaid	Other
Total							
Unduplicated Count	91	0	0	91	0	0	0
Sex							
Female	90	0	0	90	0	0	0
Male	1	0	0	1	0	0	0
Age							
05-17	23	0	0	23	0	0	0
18-20	16	0	0	16	0	0	0
21-24	7	0	0	7	0	0	0
25-34	20	0	0	20	0	0	0
35-44	17	0	0	17	0	0	0
45-54	8	0	0	8	0	0	0
Race							
White	71	0	0	71	0	0	0
Black	6	0	0	6	0	0	0
Native American	8	0	0	8	0	0	0
Hispanic	3	0	0	3	0	0	0
Two or More Races	3	0	0	3	0	0	0
Presenting Problem/Diagnosis							
Social Conditions	91	0	0	91	0	0	0
County of Residence							
Cherokee	1	0	0	1	0	0	0
Creek	7	0	0	7	0	0	0
Muskogee	1	0	0	1	0	0	0
Okfuskee	1	0	0	1	0	0	0
Okmulgee	4	0	0	4	0	0	0
Pawnee	2	0	0	2	0	0	0
Rogers	2	0	0	2	0	0	0
Sequoyah	1	0	0	1	0	0	0
Tulsa	70	0	0	70	0	0	0
Wagoner	2	0	0	2	0	0	0
Other Indicators							
Custody of DOC	2	0	0	2	0	0	0
Indigent	66	0	0	66	0	0	0
SMI (If ever)	10	0	0	10	0	0	0

Notes: The same client may be counted in more than one category, e.g., clients can receive services under more than one contract source, in more than one "County of Residence," or may have multiple "Other Indicators." Please see Definition page for other considerations.

Oklahoma Department of Mental Health and Substance Abuse Services

Counts of Admitted Clients Served by Funding Source for Each Agency During FY2000

CARE FOR CHANGE, INC.

	Total	Funding Source					
		Mental Health	Substance Abuse	Domestic Violence	Residential Care	Medicaid	Other
Total							
Unduplicated Count	709	0	709	0	0	0	0
Sex							
Female	229	0	229	0	0	0	0
Male	480	0	480	0	0	0	0
Age							
05-17	98	0	98	0	0	0	0
18-20	50	0	50	0	0	0	0
21-24	91	0	91	0	0	0	0
25-34	178	0	178	0	0	0	0
35-44	212	0	212	0	0	0	0
45-54	71	0	71	0	0	0	0
55-64	8	0	8	0	0	0	0
65-74	1	0	1	0	0	0	0
Race							
White	353	0	353	0	0	0	0
Black	289	0	289	0	0	0	0
Native American	37	0	37	0	0	0	0
Hispanic	27	0	27	0	0	0	0
Asian	1	0	1	0	0	0	0
Two or More Races	2	0	2	0	0	0	0
Presenting Problem/Diagnosis							
Alcohol Abuse	190	0	190	0	0	0	0
Developmental Disorder	1	0	1	0	0	0	0
Social Conditions	11	0	11	0	0	0	0
Substance Related	492	0	492	0	0	0	0
Deferred/No Diagnosis	15	0	15	0	0	0	0
County of Residence							
Canadian	1	0	1	0	0	0	0
Choctaw	1	0	1	0	0	0	0
Ellis	2	0	2	0	0	0	0
Murray	1	0	1	0	0	0	0
Oklahoma	702	0	702	0	0	0	0
Ottawa	1	0	1	0	0	0	0
Pawnee	1	0	1	0	0	0	0
Other Indicators							
Any Alcohol/Drug Problem	699	0	699	0	0	0	0
Custody of DOC	154	0	154	0	0	0	0
Custody of OJA	3	0	3	0	0	0	0
Deaf and Hearing Impaired	1	0	1	0	0	0	0
Homeless	2	0	2	0	0	0	0
Indigent	662	0	662	0	0	0	0
SED (6-17)	1	0	1	0	0	0	0
SMI (If ever)	45	0	45	0	0	0	0

Notes: The same client may be counted in more than one category, e.g., clients can receive services under more than one contract source, in more than one "County of Residence," or may have multiple "Other Indicators." Please see Definition page for other considerations.

Oklahoma Department of Mental Health and Substance Abuse Services

Counts of Admitted Clients Served by Funding Source for Each Agency During FY2000

CARL ALBERT CMHC

	Total	Funding Source					
		Mental Health	Substance Abuse	Domestic Violence	Residential Care	Medicaid	Other
Total							
Unduplicated Count	2,294	880	0	0	0	657	1,295
Sex							
Female	1,243	489	0	0	0	418	656
Male	1,051	391	0	0	0	239	639
Age							
0-04	1	1	0	0	0	0	0
05-17	52	7	0	0	0	31	19
18-20	80	47	0	0	0	10	33
21-24	129	84	0	0	0	19	50
25-34	418	204	0	0	0	105	208
35-44	657	281	0	0	0	178	354
45-54	541	174	0	0	0	167	336
55-64	280	80	0	0	0	107	166
65-74	102	2	0	0	0	31	97
75-84	30	0	0	0	0	9	28
85+	4	0	0	0	0	0	4
Race							
White	1,978	793	0	0	0	535	1,109
Black	156	46	0	0	0	64	91
Native American	151	37	0	0	0	57	91
Hispanic	2	2	0	0	0	0	0
Asian	4	2	0	0	0	1	1
Two or More Races	3	0	0	0	0	0	3
Presenting Problem/Diagnosis							
Alcohol Abuse	79	32	0	0	0	4	47
Developmental Disorder	19	1	0	0	0	13	8
Mood Disorder	1,116	485	0	0	0	275	609
Non Alcohol/Drug Related Organic	36	10	0	0	0	12	24
Other Non-Psychotic	270	123	0	0	0	60	142
Other Psychotic	294	96	0	0	0	101	164
Personality Disorder	4	2	0	0	0	2	4
Schizophrenia	353	66	0	0	0	179	230
Social Conditions	11	8	0	0	0	3	7
Substance Related	112	57	0	0	0	8	60
County of Residence							
Adair	1	0	0	0	0	0	1
Atoka	109	44	0	0	0	38	58
Bryan	4	1	0	0	0	0	3
Cherokee	1	1	0	0	0	0	0
Choctaw	163	61	0	0	0	59	83
Cleveland	2	1	0	0	0	0	1
Coal	36	16	0	0	0	12	22
Garvin	1	1	0	0	0	0	0
Grant	1	1	0	0	0	0	0
Haskell	182	67	0	0	0	45	114
Hughes	106	39	0	0	0	24	62
Jefferson	1	0	0	0	0	1	1
Johnston	2	2	0	0	0	0	0
Latimer	125	45	0	0	0	39	76

Notes: The same client may be counted in more than one category, e.g., clients can receive services under more than one contract source, in more than one "County of Residence," or may have multiple "Other Indicators." Please see Definition page for other considerations.

Oklahoma Department of Mental Health and Substance Abuse Services

Counts of Admitted Clients Served by Funding Source for Each Agency During FY2000

CARL ALBERT CMHC

	Total	Funding Source					Medicaid	Other
		Mental Health	Substance Abuse	Domestic Violence	Residential Care			
LeFlore	385	134	0	0	0	101	233	
McCurtain	279	103	0	0	0	101	143	
McIntosh	24	8	0	0	0	3	18	
Muskogee	11	7	0	0	0	0	6	
Oklahoma	5	4	0	0	0	0	2	
Okmulgee	1	0	0	0	0	0	1	
Pittsburgh	716	284	0	0	0	204	401	
Pontotoc	10	4	0	0	0	2	5	
Pushmataha	99	45	0	0	0	26	47	
Seminole	5	2	0	0	0	1	2	
Sequoyah	6	4	0	0	0	0	3	
Texas	2	1	0	0	0	0	1	
Wagoner	1	1	0	0	0	0	0	
Woods	1	1	0	0	0	0	0	
Out of State/Unknown	15	3	0	0	0	1	12	
Other Indicators								
Any Alcohol/Drug Problem	641	300	0	0	0	138	328	
Custody of DHS	7	0	0	0	0	7	2	
Custody of DOC	13	10	0	0	0	3	2	
Custody of OJA	2	1	0	0	0	1	1	
Deaf and Hearing Impaired	16	5	0	0	0	4	12	
Dual Diagnosis	315	143	0	0	0	91	162	
Homeless	212	29	0	0	0	80	144	
Indigent	2,238	869	0	0	0	650	1,253	
SED (6-17)	17	0	0	0	0	12	5	
SMI (If ever)	1,148	333	0	0	0	466	667	

Notes: The same client may be counted in more than one category, e.g., clients can receive services under more than one contract source, in more than one "County of Residence," or may have multiple "Other Indicators." Please see Definition page for other considerations.

Oklahoma Department of Mental Health and Substance Abuse Services

Counts of Admitted Clients Served by Funding Source for Each Agency During FY2000

CBTI-CREEK COUNTY

	Total	Funding Source					
		Mental Health	Substance Abuse	Domestic Violence	Residential Care	Medicaid	Other
Total							
Unduplicated Count	131	0	131	0	0	0	0
Sex							
Female	40	0	40	0	0	0	0
Male	91	0	91	0	0	0	0
Age							
18-20	14	0	14	0	0	0	0
21-24	21	0	21	0	0	0	0
25-34	43	0	43	0	0	0	0
35-44	40	0	40	0	0	0	0
45-54	9	0	9	0	0	0	0
55-64	2	0	2	0	0	0	0
65-74	2	0	2	0	0	0	0
Race							
White	105	0	105	0	0	0	0
Black	4	0	4	0	0	0	0
Native American	16	0	16	0	0	0	0
Hispanic	2	0	2	0	0	0	0
Two or More Races	4	0	4	0	0	0	0
Presenting Problem/Diagnosis							
Alcohol Abuse	39	0	39	0	0	0	0
Substance Related	92	0	92	0	0	0	0
County of Residence							
Creek	98	0	98	0	0	0	0
Lincoln	1	0	1	0	0	0	0
Pawnee	1	0	1	0	0	0	0
Rogers	1	0	1	0	0	0	0
Tulsa	30	0	30	0	0	0	0
Other Indicators							
Any Alcohol/Drug Problem	131	0	131	0	0	0	0
Deaf and Hearing Impaired	1	0	1	0	0	0	0
Indigent	105	0	105	0	0	0	0
SMI (If ever)	3	0	3	0	0	0	0

Notes: The same client may be counted in more than one category, e.g., clients can receive services under more than one contract source, in more than one "County of Residence," or may have multiple "Other Indicators." Please see Definition page for other considerations.

Oklahoma Department of Mental Health and Substance Abuse Services

Counts of Admitted Clients Served by Funding Source for Each Agency During FY2000

CENTER FOR CHILDREN & FAMILIES

	Total	Funding Source					
		Mental Health	Substance Abuse	Domestic Violence	Residential Care	Medicaid	Other
Total							
Unduplicated Count	290	290	0	0	0	0	0
Sex							
Female	157	157	0	0	0	0	0
Male	133	133	0	0	0	0	0
Age							
0-04	24	24	0	0	0	0	0
05-17	78	78	0	0	0	0	0
18-20	6	6	0	0	0	0	0
21-24	17	17	0	0	0	0	0
25-34	67	67	0	0	0	0	0
35-44	70	70	0	0	0	0	0
45-54	20	20	0	0	0	0	0
55-64	4	4	0	0	0	0	0
65-74	4	4	0	0	0	0	0
Race							
White	234	234	0	0	0	0	0
Black	8	8	0	0	0	0	0
Native American	10	10	0	0	0	0	0
Hispanic	7	7	0	0	0	0	0
Asian	1	1	0	0	0	0	0
Two or More Races	30	30	0	0	0	0	0
Presenting Problem/Diagnosis							
Social Conditions	290	290	0	0	0	0	0
County of Residence							
Adair	2	2	0	0	0	0	0
Atoka	1	1	0	0	0	0	0
Bryan	2	2	0	0	0	0	0
Carter	2	2	0	0	0	0	0
Cleveland	211	211	0	0	0	0	0
Custer	2	2	0	0	0	0	0
Garfield	1	1	0	0	0	0	0
Garvin	2	2	0	0	0	0	0
Grady	1	1	0	0	0	0	0
McClain	9	9	0	0	0	0	0
Murray	2	2	0	0	0	0	0
Oklahoma	53	53	0	0	0	0	0
Pottawatomie	2	2	0	0	0	0	0
Other Indicators							
Custody of DHS	1	1	0	0	0	0	0
Custody of DOC	1	1	0	0	0	0	0
Homeless	1	1	0	0	0	0	0
Indigent	232	232	0	0	0	0	0
SMI (If ever)	10	10	0	0	0	0	0

Notes: The same client may be counted in more than one category, e.g., clients can receive services under more than one contract source, in more than one "County of Residence," or may have multiple "Other Indicators." Please see Definition page for other considerations.

Oklahoma Department of Mental Health and Substance Abuse Services

Counts of Admitted Clients Served by Funding Source for Each Agency During FY2000

CENTRAL OKLAHOMA CMHC

	Total	Funding Source					
		Mental Health	Substance Abuse	Domestic Violence	Residential Care	Medicaid	Other
Total							
Unduplicated Count	1,611	650	0	0	0	444	961
Sex							
Female	885	360	0	0	0	230	545
Male	726	290	0	0	0	214	416
Age							
0-04	2	0	0	0	0	0	2
05-17	222	28	0	0	0	63	169
18-20	81	37	0	0	0	19	36
21-24	97	69	0	0	0	14	27
25-34	253	136	0	0	0	62	121
35-44	433	204	0	0	0	111	241
45-54	283	115	0	0	0	83	184
55-64	136	44	0	0	0	53	96
65-74	57	11	0	0	0	21	49
75-84	32	5	0	0	0	11	26
85+	15	1	0	0	0	7	10
Race							
White	1,429	585	0	0	0	375	848
Black	83	23	0	0	0	32	58
Native American	85	36	0	0	0	33	46
Hispanic	4	1	0	0	0	1	3
Asian	10	5	0	0	0	3	6
Presenting Problem/Diagnosis							
Alcohol Abuse	16	10	0	0	0	2	7
Developmental Disorder	138	22	0	0	0	31	110
Mood Disorder	804	406	0	0	0	154	414
Non Alcohol/Drug Related Organic	10	1	0	0	0	7	7
Other Non-Psychotic	143	62	0	0	0	37	72
Other Psychotic	213	77	0	0	0	85	144
Personality Disorder	1	1	0	0	0	0	0
Schizophrenia	240	54	0	0	0	119	181
Social Conditions	18	5	0	0	0	1	13
Substance Related	28	12	0	0	0	8	13
County of Residence							
Cherokee	1	0	0	0	0	1	0
Cleveland	1,297	523	0	0	0	351	801
Comanche	2	1	0	0	0	2	1
Garvin	7	4	0	0	0	2	1
Grady	2	1	0	0	0	0	1
Kay	2	1	0	0	0	1	0
McClain	123	47	0	0	0	41	60
Okfuskee	1	0	0	0	0	1	1
Oklahoma	138	62	0	0	0	26	77
Pittsburgh	1	0	0	0	0	0	1
Pontotoc	2	1	0	0	0	1	0
Pottawatomie	12	8	0	0	0	1	5
Seminole	20	1	0	0	0	16	11
Woods	1	0	0	0	0	1	0
Woodward	1	1	0	0	0	0	1

Notes: The same client may be counted in more than one category, e.g., clients can receive services under more than one contract source, in more than one "County of Residence," or may have multiple "Other Indicators." Please see Definition page for other considerations.

Oklahoma Department of Mental Health and Substance Abuse Services

Counts of Admitted Clients Served by Funding Source for Each Agency During FY2000

CENTRAL OKLAHOMA CMHC

	Funding Source						
	Total	Mental Health	Substance Abuse	Domestic Violence	Residential Care	Medicaid	Other
Out of State/Unknown	1	0	0	0	0	0	1
Other Indicators							
Any Alcohol/Drug Problem	416	204	0	0	0	99	207
Custody of DHS	16	2	0	0	0	13	4
Custody of DOC	5	4	0	0	0	0	1
Custody of OJA	27	1	0	0	0	27	1
Deaf and Hearing Impaired	19	5	0	0	0	3	15
Dual Diagnosis	208	98	0	0	0	66	105
Homeless	17	11	0	0	0	4	9
Indigent	1,540	641	0	0	0	437	896
SED (6-17)	109	14	0	0	0	39	76
SMI (If ever)	1,010	407	0	0	0	340	620

Notes: The same client may be counted in more than one category, e.g., clients can receive services under more than one contract source, in more than one "County of Residence," or may have multiple "Other Indicators." Please see Definition page for other considerations.

Oklahoma Department of Mental Health and Substance Abuse Services

Counts of Admitted Clients Served by Funding Source for Each Agency During FY2000

CHISHOLM TRAIL COUNSELING SVC

	Total	Funding Source					
		Mental Health	Substance Abuse	Domestic Violence	Residential Care	Medicaid	Other
Total							
Unduplicated Count	1,457	1,085	0	0	0	467	40
Sex							
Female	901	627	0	0	0	340	22
Male	556	458	0	0	0	127	18
Age							
0-04	13	13	0	0	0	0	1
05-17	100	99	0	0	0	0	5
18-20	64	63	0	0	0	1	2
21-24	113	83	0	0	0	37	1
25-34	364	286	0	0	0	100	4
35-44	380	293	0	0	0	113	16
45-54	212	143	0	0	0	88	4
55-64	116	62	0	0	0	71	3
65-74	46	20	0	0	0	30	4
75-84	28	13	0	0	0	15	0
85+	21	10	0	0	0	12	0
Race							
White	1,256	941	0	0	0	396	38
Black	82	59	0	0	0	33	1
Native American	67	48	0	0	0	21	1
Hispanic	9	7	0	0	0	2	0
Asian	3	3	0	0	0	0	0
Two or More Races	40	27	0	0	0	15	0
Presenting Problem/Diagnosis							
Alcohol Abuse	28	20	0	0	0	10	0
Developmental Disorder	53	43	0	0	0	9	2
Mood Disorder	660	479	0	0	0	225	11
Non Alcohol/Drug Related Organic	12	8	0	0	0	5	0
Other Non-Psychotic	358	280	0	0	0	96	9
Other Psychotic	103	69	0	0	0	45	5
Personality Disorder	2	2	0	0	0	1	0
Schizophrenia	107	58	0	0	0	68	10
Social Conditions	98	95	0	0	0	3	2
Substance Related	36	31	0	0	0	5	1
County of Residence							
Alfalfa	1	1	0	0	0	1	0
Blaine	2	2	0	0	0	0	0
Caddo	24	15	0	0	0	9	1
Canadian	612	503	0	0	0	139	24
Cleveland	89	76	0	0	0	16	3
Creek	1	1	0	0	0	0	0
Custer	1	1	0	0	0	0	0
Garvin	7	5	0	0	0	2	0
Grady	631	413	0	0	0	277	12
Haskell	1	0	0	0	0	1	0
Kingfisher	10	7	0	0	0	3	0
Logan	1	1	0	0	0	0	0
McClain	10	9	0	0	0	1	0
Oklahoma	51	46	0	0	0	6	0

Notes: The same client may be counted in more than one category, e.g., clients can receive services under more than one contract source, in more than one "County of Residence," or may have multiple "Other Indicators." Please see Definition page for other considerations.

Oklahoma Department of Mental Health and Substance Abuse Services

Counts of Admitted Clients Served by Funding Source for Each Agency During FY2000

CHISHOLM TRAIL COUNSELING SVC

	Total	Funding Source					
		Mental Health	Substance Abuse	Domestic Violence	Residential Care	Medicaid	Other
Stephens	15	4	0	0	0	12	0
Tulsa	1	1	0	0	0	0	0
Other Indicators							
Any Alcohol/Drug Problem	254	182	0	0	0	82	3
Custody of DHS	2	2	0	0	0	0	1
Custody of DOC	14	14	0	0	0	0	0
Custody of OJA	2	2	0	0	0	0	0
Deaf and Hearing Impaired	3	2	0	0	0	1	0
Dual Diagnosis	55	35	0	0	0	22	2
Homeless	13	9	0	0	0	5	0
Indigent	1,444	1,073	0	0	0	465	39
SED (6-17)	38	38	0	0	0	0	3
SMI (If ever)	917	623	0	0	0	377	28

Notes: The same client may be counted in more than one category, e.g., clients can receive services under more than one contract source, in more than one "County of Residence," or may have multiple "Other Indicators." Please see Definition page for other considerations.

Oklahoma Department of Mental Health and Substance Abuse Services

Counts of Admitted Clients Served by Funding Source for Each Agency During FY2000

CHRYSALIS CLUB

		Funding Source						
		Total	Mental Health	Substance Abuse	Domestic Violence	Residential Care	Medicaid	Other
Total	Unduplicated Count	12	12	0	0	0	0	0
Sex	Female	6	6	0	0	0	0	0
	Male	6	6	0	0	0	0	0
Age	18-20	1	1	0	0	0	0	0
	25-34	4	4	0	0	0	0	0
	35-44	4	4	0	0	0	0	0
	45-54	2	2	0	0	0	0	0
	55-64	1	1	0	0	0	0	0
Race	White	11	11	0	0	0	0	0
	Black	1	1	0	0	0	0	0
Presenting Problem/Diagnosis	Deferred/No Diagnosis	12	12	0	0	0	0	0
County of Residence	Washington	12	12	0	0	0	0	0
Other Indicators	Indigent	12	12	0	0	0	0	0
	SMI (If ever)	12	12	0	0	0	0	0

Notes: The same client may be counted in more than one category, e.g., clients can receive services under more than one contract source, in more than one "County of Residence," or may have multiple "Other Indicators." Please see Definition page for other considerations.

Oklahoma Department of Mental Health and Substance Abuse Services

Counts of Admitted Clients Served by Funding Source for Each Agency During FY2000

CITIZEN POTOWATIOMI NATION

		Funding Source					
		Total	Mental Health	Substance Abuse	Domestic Violence	Residential Care	Medicaid Other
Total	Unduplicated Count	4	0	4	0	0	0
Sex	Female	1	0	1	0	0	0
	Male	3	0	3	0	0	0
Age	05-17	3	0	3	0	0	0
	55-64	1	0	1	0	0	0
Race	Native American	1	0	1	0	0	0
	Two or More Races	3	0	3	0	0	0
Presenting Problem/Diagnosis	Alcohol Abuse	2	0	2	0	0	0
	Substance Related	2	0	2	0	0	0
County of Residence	Pottawatomie	4	0	4	0	0	0
Other Indicators	Any Alcohol/Drug Problem	4	0	4	0	0	0
	Indigent	2	0	2	0	0	0

Notes: The same client may be counted in more than one category, e.g., clients can receive services under more than one contract source, in more than one "County of Residence," or may have multiple "Other Indicators." Please see Definition page for other considerations.

Oklahoma Department of Mental Health and Substance Abuse Services

Counts of Admitted Clients Served by Funding Source for Each Agency During FY2000

CLETA'S COTTAGE

	Total	Funding Source					
		Mental Health	Substance Abuse	Domestic Violence	Residential Care	Medicaid	Other
Total							
Unduplicated Count	32	0	0	0	32	0	0
Sex							
Female	17	0	0	0	17	0	0
Male	15	0	0	0	15	0	0
Age							
21-24	2	0	0	0	2	0	0
25-34	3	0	0	0	3	0	0
35-44	5	0	0	0	5	0	0
45-54	11	0	0	0	11	0	0
55-64	6	0	0	0	6	0	0
65-74	2	0	0	0	2	0	0
75-84	3	0	0	0	3	0	0
Race							
White	31	0	0	0	31	0	0
Two or More Races	1	0	0	0	1	0	0
Presenting Problem/Diagnosis							
Developmental Disorder	3	0	0	0	3	0	0
Mood Disorder	7	0	0	0	7	0	0
Other Psychotic	19	0	0	0	19	0	0
Substance Related	2	0	0	0	2	0	0
Deferred/No Diagnosis	1	0	0	0	1	0	0
County of Residence							
Cleveland	23	0	0	0	23	0	0
Creek	9	0	0	0	9	0	0
Other Indicators							
Any Alcohol/Drug Problem	2	0	0	0	2	0	0
Indigent	31	0	0	0	31	0	0
SMI (If ever)	32	0	0	0	32	0	0

Notes: The same client may be counted in more than one category, e.g., clients can receive services under more than one contract source, in more than one "County of Residence," or may have multiple "Other Indicators." Please see Definition page for other considerations.

Oklahoma Department of Mental Health and Substance Abuse Services

Counts of Admitted Clients Served by Funding Source for Each Agency During FY2000

COMMUNITY ALCOHOLISM SERVICES

	Total	Funding Source					
		Mental Health	Substance Abuse	Domestic Violence	Residential Care	Medicaid	Other
Total							
Unduplicated Count	170	0	170	0	0	0	0
Sex							
Female	37	0	37	0	0	0	0
Male	133	0	133	0	0	0	0
Age							
18-20	10	0	10	0	0	0	0
21-24	21	0	21	0	0	0	0
25-34	42	0	42	0	0	0	0
35-44	54	0	54	0	0	0	0
45-54	29	0	29	0	0	0	0
55-64	9	0	9	0	0	0	0
65-74	3	0	3	0	0	0	0
75-84	2	0	2	0	0	0	0
Race							
White	130	0	130	0	0	0	0
Black	3	0	3	0	0	0	0
Native American	29	0	29	0	0	0	0
Two or More Races	8	0	8	0	0	0	0
Presenting Problem/Diagnosis							
Alcohol Abuse	135	0	135	0	0	0	0
Substance Related	34	0	34	0	0	0	0
Deferred/No Diagnosis	1	0	1	0	0	0	0
County of Residence							
Creek	96	0	96	0	0	0	0
Noble	35	0	35	0	0	0	0
Pawnee	39	0	39	0	0	0	0
Other Indicators							
Any Alcohol/Drug Problem	169	0	169	0	0	0	0
Custody of DOC	8	0	8	0	0	0	0
Homeless	7	0	7	0	0	0	0
Indigent	167	0	167	0	0	0	0
SMI (If ever)	28	0	28	0	0	0	0

Notes: The same client may be counted in more than one category, e.g., clients can receive services under more than one contract source, in more than one "County of Residence," or may have multiple "Other Indicators." Please see Definition page for other considerations.

Oklahoma Department of Mental Health and Substance Abuse Services

Counts of Admitted Clients Served by Funding Source for Each Agency During FY2000

COMMUNITY COUNSELING CENTER

	Total	Funding Source					
		Mental Health	Substance Abuse	Domestic Violence	Residential Care	Medicaid	Other
Total							
Unduplicated Count	1,840	1,132	42	0	0	842	72
Sex							
Female	1,025	575	17	0	0	536	43
Male	815	557	25	0	0	306	29
Age							
0-04	4	3	0	0	0	1	0
05-17	138	120	0	0	0	31	16
18-20	37	32	0	0	0	5	2
21-24	75	57	0	0	0	21	2
25-34	230	165	1	0	0	86	9
35-44	501	342	1	0	0	206	13
45-54	365	221	2	0	0	170	13
55-64	222	109	15	0	0	129	8
65-74	137	49	15	0	0	89	6
75-84	99	26	7	0	0	78	3
85+	32	8	1	0	0	26	0
Race							
White	1,404	858	32	0	0	636	56
Black	239	136	4	0	0	129	12
Native American	67	39	5	0	0	36	2
Hispanic	34	30	1	0	0	5	1
Asian	17	13	0	0	0	6	0
Two or More Races	79	56	0	0	0	30	1
Presenting Problem/Diagnosis							
Alcohol Abuse	33	13	11	0	0	18	0
Developmental Disorder	115	98	0	0	0	25	11
Mood Disorder	817	522	17	0	0	348	24
Non Alcohol/Drug Related Organic	21	13	0	0	0	10	1
Other Non-Psychotic	258	163	6	0	0	110	21
Other Psychotic	219	124	2	0	0	117	4
Personality Disorder	5	4	0	0	0	3	0
Schizophrenia	321	154	4	0	0	199	10
Social Conditions	40	34	0	0	0	9	1
Substance Related	11	7	2	0	0	3	0
County of Residence							
Beckham	1	1	0	0	0	0	0
Caddo	2	1	0	0	0	2	0
Canadian	2	0	0	0	0	2	1
Cleveland	49	8	0	0	0	46	0
Kingfisher	1	0	1	0	0	1	0
Kiowa	1	1	0	0	0	0	0
Murray	1	0	0	0	0	1	0
Oklahoma	1,778	1,116	41	0	0	790	71
Ottawa	1	1	0	0	0	0	0
Pawnee	1	1	0	0	0	0	0
Pottawatomie	1	1	0	0	0	0	0
Seminole	1	1	0	0	0	0	0
Washita	1	1	0	0	0	0	0

Other Indicators

Notes: The same client may be counted in more than one category, e.g., clients can receive services under more than one contract source, in more than one "County of Residence," or may have multiple "Other Indicators." Please see Definition page for other considerations.

Oklahoma Department of Mental Health and Substance Abuse Services

Counts of Admitted Clients Served by Funding Source for Each Agency During FY2000

COMMUNITY COUNSELING CENTER

	Total	Funding Source					
		Mental Health	Substance Abuse	Domestic Violence	Residential Care	Medicaid	Other
Any Alcohol/Drug Problem	431	308	26	0	0	154	4
Custody of DHS	16	10	0	0	0	8	1
Custody of DOC	30	23	0	0	0	8	3
Custody of OJA	4	1	0	0	0	3	0
Deaf and Hearing Impaired	22	9	0	0	0	16	0
Dual Diagnosis	198	143	12	0	0	68	3
Homeless	120	107	2	0	0	23	1
Indigent	1,805	1,103	41	0	0	833	70
SED (6-17)	23	21	0	0	0	1	2
SMI (If ever)	1,282	759	23	0	0	628	36

Notes: The same client may be counted in more than one category, e.g., clients can receive services under more than one contract source, in more than one "County of Residence," or may have multiple "Other Indicators." Please see Definition page for other considerations.

Oklahoma Department of Mental Health and Substance Abuse Services

Counts of Admitted Clients Served by Funding Source for Each Agency During FY2000

COMMUNITY CRISIS CTR, INC.

	Total	Funding Source					
		Mental Health	Substance Abuse	Domestic Violence	Residential Care	Medicaid	Other
Total							
Unduplicated Count	224	0	0	224	0	0	0
Sex							
Female	184	0	0	184	0	0	0
Male	40	0	0	40	0	0	0
Age							
0-04	41	0	0	41	0	0	0
05-17	55	0	0	55	0	0	0
18-20	10	0	0	10	0	0	0
21-24	14	0	0	14	0	0	0
25-34	46	0	0	46	0	0	0
35-44	43	0	0	43	0	0	0
45-54	13	0	0	13	0	0	0
55-64	1	0	0	1	0	0	0
65-74	1	0	0	1	0	0	0
Race							
White	147	0	0	147	0	0	0
Native American	33	0	0	33	0	0	0
Two or More Races	44	0	0	44	0	0	0
Presenting Problem/Diagnosis							
Social Conditions	224	0	0	224	0	0	0
County of Residence							
Craig	9	0	0	9	0	0	0
Delaware	35	0	0	35	0	0	0
Dewey	4	0	0	4	0	0	0
Oklahoma	2	0	0	2	0	0	0
Ottawa	133	0	0	133	0	0	0
Rogers	1	0	0	1	0	0	0
Tulsa	7	0	0	7	0	0	0
Wagoner	3	0	0	3	0	0	0
Out of State/Unknown	30	0	0	30	0	0	0
Other Indicators							
Deaf and Hearing Impaired	1	0	0	1	0	0	0
Homeless	158	0	0	158	0	0	0
Indigent	215	0	0	215	0	0	0
SMI (If ever)	22	0	0	22	0	0	0

Notes: The same client may be counted in more than one category, e.g., clients can receive services under more than one contract source, in more than one "County of Residence," or may have multiple "Other Indicators." Please see Definition page for other considerations.

Oklahoma Department of Mental Health and Substance Abuse Services

Counts of Admitted Clients Served by Funding Source for Each Agency During FY2000

COPP'S RESIDENTIAL CARE, INC.

	Total	Funding Source					
		Mental Health	Substance Abuse	Domestic Violence	Residential Care	Medicaid	Other
Total							
Unduplicated Count	56	0	0	0	56	0	0
Sex							
Female	20	0	0	0	20	0	0
Male	36	0	0	0	36	0	0
Age							
18-20	1	0	0	0	1	0	0
21-24	2	0	0	0	2	0	0
25-34	8	0	0	0	8	0	0
35-44	15	0	0	0	15	0	0
45-54	14	0	0	0	14	0	0
55-64	7	0	0	0	7	0	0
65-74	6	0	0	0	6	0	0
75-84	3	0	0	0	3	0	0
Race							
White	43	0	0	0	43	0	0
Black	7	0	0	0	7	0	0
Native American	3	0	0	0	3	0	0
Two or More Races	1	0	0	0	1	0	0
Unknown	2	0	0	0	2	0	0
Presenting Problem/Diagnosis							
Developmental Disorder	28	0	0	0	28	0	0
Mood Disorder	5	0	0	0	5	0	0
Other Psychotic	11	0	0	0	11	0	0
Social Conditions	10	0	0	0	10	0	0
Deferred/No Diagnosis	2	0	0	0	2	0	0
County of Residence							
Rogers	54	0	0	0	54	0	0
Out of State/Unknown	2	0	0	0	2	0	0
Other Indicators							
Any Alcohol/Drug Problem	5	0	0	0	5	0	0
Homeless	1	0	0	0	1	0	0
Indigent	52	0	0	0	52	0	0
SMI (If ever)	54	0	0	0	54	0	0

Notes: The same client may be counted in more than one category, e.g., clients can receive services under more than one contract source, in more than one "County of Residence," or may have multiple "Other Indicators." Please see Definition page for other considerations.

Oklahoma Department of Mental Health and Substance Abuse Services

Counts of Admitted Clients Served by Funding Source for Each Agency During FY2000

COUNTRY LANE RESID. CARE HOME

	Total	Funding Source					
		Mental Health	Substance Abuse	Domestic Violence	Residential Care	Medicaid	Other
Total							
Unduplicated Count	73	0	0	0	73	0	0
Sex							
Female	20	0	0	0	20	0	0
Male	53	0	0	0	53	0	0
Age							
18-20	2	0	0	0	2	0	0
21-24	4	0	0	0	4	0	0
25-34	15	0	0	0	15	0	0
35-44	21	0	0	0	21	0	0
45-54	22	0	0	0	22	0	0
55-64	5	0	0	0	5	0	0
75-84	4	0	0	0	4	0	0
Race							
White	52	0	0	0	52	0	0
Black	15	0	0	0	15	0	0
Native American	5	0	0	0	5	0	0
Two or More Races	1	0	0	0	1	0	0
Presenting Problem/Diagnosis							
Alcohol Abuse	6	0	0	0	6	0	0
Developmental Disorder	4	0	0	0	4	0	0
Mood Disorder	19	0	0	0	19	0	0
Other Psychotic	21	0	0	0	21	0	0
Social Conditions	14	0	0	0	14	0	0
Substance Related	1	0	0	0	1	0	0
Unknown/Other	4	0	0	0	4	0	0
Deferred/No Diagnosis	4	0	0	0	4	0	0
County of Residence							
Adair	1	0	0	0	1	0	0
Coal	1	0	0	0	1	0	0
Comanche	1	0	0	0	1	0	0
Craig	46	0	0	0	46	0	0
Creek	1	0	0	0	1	0	0
Delaware	2	0	0	0	2	0	0
Mayes	1	0	0	0	1	0	0
McCurtain	4	0	0	0	4	0	0
Okfuskee	1	0	0	0	1	0	0
Pittsburgh	2	0	0	0	2	0	0
Rogers	3	0	0	0	3	0	0
Sequoyah	1	0	0	0	1	0	0
Tulsa	4	0	0	0	4	0	0
Wagoner	3	0	0	0	3	0	0
Washington	1	0	0	0	1	0	0
Out of State/Unknown	1	0	0	0	1	0	0
Other Indicators							
Any Alcohol/Drug Problem	11	0	0	0	11	0	0
Deaf and Hearing Impaired	2	0	0	0	2	0	0
Homeless	18	0	0	0	18	0	0
Indigent	70	0	0	0	70	0	0
SMI (If ever)	73	0	0	0	73	0	0

Notes: The same client may be counted in more than one category, e.g., clients can receive services under more than one contract source, in more than one "County of Residence," or may have multiple "Other Indicators." Please see Definition page for other considerations.

Oklahoma Department of Mental Health and Substance Abuse Services

Counts of Admitted Clients Served by Funding Source for Each Agency During FY2000

CROOKS MENTAL HEALTH SERVICES

	Total	Funding Source					
		Mental Health	Substance Abuse	Domestic Violence	Residential Care	Medicaid	Other
Total							
Unduplicated Count	731	379	0	0	0	402	1
Sex							
Female	394	187	0	0	0	230	1
Male	337	192	0	0	0	172	0
Age							
05-17	31	29	0	0	0	1	1
18-20	29	19	0	0	0	13	0
21-24	41	26	0	0	0	18	0
25-34	154	75	0	0	0	91	0
35-44	211	113	0	0	0	114	0
45-54	150	77	0	0	0	86	0
55-64	83	31	0	0	0	55	0
65-74	24	5	0	0	0	19	0
75-84	6	4	0	0	0	3	0
85+	2	0	0	0	0	2	0
Race							
White	574	304	0	0	0	306	1
Black	96	42	0	0	0	61	0
Native American	41	22	0	0	0	24	0
Hispanic	2	1	0	0	0	1	0
Asian	2	1	0	0	0	1	0
Two or More Races	16	9	0	0	0	9	0
Presenting Problem/Diagnosis							
Developmental Disorder	25	19	0	0	0	6	1
Mood Disorder	325	188	0	0	0	160	0
Non Alcohol/Drug Related Organic	12	4	0	0	0	8	0
Other Non-Psychotic	82	47	0	0	0	40	0
Other Psychotic	87	39	0	0	0	56	0
Personality Disorder	10	5	0	0	0	6	0
Schizophrenia	184	75	0	0	0	122	0
Social Conditions	3	2	0	0	0	1	0
Substance Related	3	0	0	0	0	3	0
County of Residence							
Creek	276	162	0	0	0	131	0
Hughes	3	1	0	0	0	3	0
Kay	1	0	0	0	0	1	0
Lincoln	22	10	0	0	0	12	0
Okfuskee	173	86	0	0	0	109	0
Okmulgee	245	112	0	0	0	143	1
Osage	2	2	0	0	0	0	0
Seminole	3	1	0	0	0	2	0
Texas	1	1	0	0	0	0	0
Tulsa	5	4	0	0	0	1	0
Other Indicators							
Any Alcohol/Drug Problem	85	45	0	0	0	48	0
Custody of DHS	3	0	0	0	0	3	0
Custody of DOC	14	5	0	0	0	10	0
Deaf and Hearing Impaired	5	0	0	0	0	5	0
Dual Diagnosis	42	20	0	0	0	24	0

Notes: The same client may be counted in more than one category, e.g., clients can receive services under more than one contract source, in more than one "County of Residence," or may have multiple "Other Indicators." Please see Definition page for other considerations.

Oklahoma Department of Mental Health and Substance Abuse Services

Counts of Admitted Clients Served by Funding Source for Each Agency During FY2000

CROOKS MENTAL HEALTH SERVICES

	Funding Source						
	Total	Mental Health	Substance Abuse	Domestic Violence	Residential Care	Medicaid	Other
Homeless	18	12	0	0	0	7	0
Indigent	721	371	0	0	0	399	1
SED (6-17)	19	17	0	0	0	1	1
SMI (If ever)	637	307	0	0	0	380	0

Notes: The same client may be counted in more than one category, e.g., clients can receive services under more than one contract source, in more than one "County of Residence," or may have multiple "Other Indicators." Please see Definition page for other considerations.

Oklahoma Department of Mental Health and Substance Abuse Services

Counts of Admitted Clients Served by Funding Source for Each Agency During FY2000

CRISIS CONTROL CENTER

	Total	Funding Source					Other
		Mental Health	Substance Abuse	Domestic Violence	Residential Care	Medicaid	
Total							
Unduplicated Count	287	0	0	287	0	0	1
Sex							
Female	234	0	0	234	0	0	1
Male	53	0	0	53	0	0	0
Age							
0-04	58	0	0	58	0	0	0
05-17	67	0	0	67	0	0	0
18-20	11	0	0	11	0	0	0
21-24	22	0	0	22	0	0	0
25-34	67	0	0	67	0	0	1
35-44	35	0	0	35	0	0	0
45-54	20	0	0	20	0	0	0
55-64	7	0	0	7	0	0	0
Race							
White	241	0	0	241	0	0	0
Black	7	0	0	7	0	0	0
Native American	34	0	0	34	0	0	1
Two or More Races	5	0	0	5	0	0	0
Presenting Problem/Diagnosis							
Social Conditions	287	0	0	287	0	0	1
County of Residence							
Atoka	15	0	0	15	0	0	0
Bryan	181	0	0	181	0	0	1
Carter	3	0	0	3	0	0	0
Choctaw	4	0	0	4	0	0	0
Coal	2	0	0	2	0	0	0
Ellis	2	0	0	2	0	0	0
Grady	1	0	0	1	0	0	0
Jefferson	1	0	0	1	0	0	0
Johnston	17	0	0	17	0	0	0
Marshall	19	0	0	19	0	0	0
McCurtain	3	0	0	3	0	0	0
Oklahoma	2	0	0	2	0	0	0
Pittsburgh	7	0	0	7	0	0	0
Pottawatomie	2	0	0	2	0	0	0
Pushmataha	1	0	0	1	0	0	0
Out of State/Unknown	27	0	0	27	0	0	0
Other Indicators							
Custody of DHS	3	0	0	3	0	0	0
Deaf and Hearing Impaired	3	0	0	3	0	0	0
Homeless	41	0	0	41	0	0	1
Indigent	279	0	0	279	0	0	1
SMI (If ever)	25	0	0	25	0	0	0

Notes: The same client may be counted in more than one category, e.g., clients can receive services under more than one contract source, in more than one "County of Residence," or may have multiple "Other Indicators." Please see Definition page for other considerations.

Oklahoma Department of Mental Health and Substance Abuse Services

Counts of Admitted Clients Served by Funding Source for Each Agency During FY2000

CROSSROADS INCORPORATED

	Total	Funding Source					
		Mental Health	Substance Abuse	Domestic Violence	Residential Care	Medicaid	Other
Total							
Unduplicated Count	104	104	0	0	0	0	0
Sex							
Female	44	44	0	0	0	0	0
Male	60	60	0	0	0	0	0
Age							
18-20	1	1	0	0	0	0	0
21-24	6	6	0	0	0	0	0
25-34	20	20	0	0	0	0	0
35-44	46	46	0	0	0	0	0
45-54	21	21	0	0	0	0	0
55-64	7	7	0	0	0	0	0
65-74	3	3	0	0	0	0	0
Race							
White	87	87	0	0	0	0	0
Black	11	11	0	0	0	0	0
Native American	4	4	0	0	0	0	0
Two or More Races	2	2	0	0	0	0	0
Presenting Problem/Diagnosis							
Mood Disorder	40	40	0	0	0	0	0
Other Psychotic	58	58	0	0	0	0	0
Deferred/No Diagnosis	6	6	0	0	0	0	0
County of Residence							
Oklahoma	2	2	0	0	0	0	0
Tulsa	102	102	0	0	0	0	0
Other Indicators							
Any Alcohol/Drug Problem	3	3	0	0	0	0	0
Homeless	4	4	0	0	0	0	0
Indigent	93	93	0	0	0	0	0
SMI (If ever)	104	104	0	0	0	0	0

Notes: The same client may be counted in more than one category, e.g., clients can receive services under more than one contract source, in more than one "County of Residence," or may have multiple "Other Indicators." Please see Definition page for other considerations.

Oklahoma Department of Mental Health and Substance Abuse Services

Counts of Admitted Clients Served by Funding Source for Each Agency During FY2000

D.V. PROG. OF N. CENTRAL OK.

		Funding Source						
		Total	Mental Health	Substance Abuse	Domestic Violence	Residential Care	Medicaid	Other
Total	Unduplicated Count	318	0	0	318	0	0	0
Sex	Female	232	0	0	232	0	0	0
	Male	86	0	0	86	0	0	0
Age	0-04	54	0	0	54	0	0	0
	05-17	75	0	0	75	0	0	0
	18-20	14	0	0	14	0	0	0
	21-24	29	0	0	29	0	0	0
	25-34	71	0	0	71	0	0	0
	35-44	53	0	0	53	0	0	0
	45-54	17	0	0	17	0	0	0
	55-64	4	0	0	4	0	0	0
	85+	1	0	0	1	0	0	0
Race	White	241	0	0	241	0	0	0
	Black	13	0	0	13	0	0	0
	Native American	35	0	0	35	0	0	0
	Hispanic	22	0	0	22	0	0	0
	Two or More Races	7	0	0	7	0	0	0
Presenting Problem/Diagnosis	Mood Disorder	1	0	0	1	0	0	0
	Social Conditions	316	0	0	316	0	0	0
	Deferred/No Diagnosis	1	0	0	1	0	0	0
County of Residence	Adair	1	0	0	1	0	0	0
	Creek	1	0	0	1	0	0	0
	Dewey	1	0	0	1	0	0	0
	Harper	1	0	0	1	0	0	0
	Jefferson	1	0	0	1	0	0	0
	Kay	259	0	0	259	0	0	0
	Noble	4	0	0	4	0	0	0
	Oklahoma	9	0	0	9	0	0	0
	Osage	14	0	0	14	0	0	0
	Payne	1	0	0	1	0	0	0
	Tulsa	5	0	0	5	0	0	0
	Out of State/Unknown	21	0	0	21	0	0	0
Other Indicators	Custody of DHS	5	0	0	5	0	0	0
	Homeless	26	0	0	26	0	0	0
	Indigent	261	0	0	261	0	0	0
	SMI (If ever)	27	0	0	27	0	0	0

Notes: The same client may be counted in more than one category, e.g., clients can receive services under more than one contract source, in more than one "County of Residence," or may have multiple "Other Indicators." Please see Definition page for other considerations.

Oklahoma Department of Mental Health and Substance Abuse Services

Counts of Admitted Clients Served by Funding Source for Each Agency During FY2000

DIVORCE VISITATION ARBITRATION

	Total	Funding Source					
		Mental Health	Substance Abuse	Domestic Violence	Residential Care	Medicaid	Other
Total							
Unduplicated Count	79	79	0	0	0	0	0
Sex							
Female	47	47	0	0	0	0	0
Male	32	32	0	0	0	0	0
Age							
0-04	1	1	0	0	0	0	0
05-17	11	11	0	0	0	0	0
18-20	2	2	0	0	0	0	0
21-24	9	9	0	0	0	0	0
25-34	26	26	0	0	0	0	0
35-44	26	26	0	0	0	0	0
45-54	4	4	0	0	0	0	0
Race							
White	71	71	0	0	0	0	0
Black	3	3	0	0	0	0	0
Native American	1	1	0	0	0	0	0
Hispanic	1	1	0	0	0	0	0
Two or More Races	3	3	0	0	0	0	0
Presenting Problem/Diagnosis							
Social Conditions	78	78	0	0	0	0	0
Substance Related	1	1	0	0	0	0	0
County of Residence							
Kay	2	2	0	0	0	0	0
Lincoln	8	8	0	0	0	0	0
Logan	3	3	0	0	0	0	0
Oklahoma	3	3	0	0	0	0	0
Pawnee	3	3	0	0	0	0	0
Payne	58	58	0	0	0	0	0
Pottawatomie	1	1	0	0	0	0	0
Tulsa	1	1	0	0	0	0	0
Other Indicators							
Any Alcohol/Drug Problem	5	5	0	0	0	0	0
Indigent	51	51	0	0	0	0	0
SMI (If ever)	5	5	0	0	0	0	0

Notes: The same client may be counted in more than one category, e.g., clients can receive services under more than one contract source, in more than one "County of Residence," or may have multiple "Other Indicators." Please see Definition page for other considerations.

Oklahoma Department of Mental Health and Substance Abuse Services

Counts of Admitted Clients Served by Funding Source for Each Agency During FY2000

DOMESTIC VIOLENCE INTERVENTION SERVICES

	Total	Funding Source					Other
		Mental Health	Substance Abuse	Domestic Violence	Residential Care	Medicaid	
Total							
Unduplicated Count	1,528	0	146	1,310	0	0	336
Sex							
Female	1,003	0	62	1,002	0	0	40
Male	525	0	84	308	0	0	296
Age							
0-04	141	0	0	141	0	0	0
05-17	182	0	0	182	0	0	0
18-20	47	0	7	40	0	0	8
21-24	161	0	17	123	0	0	49
25-34	449	0	63	370	0	0	127
35-44	382	0	43	315	0	0	101
45-54	126	0	9	106	0	0	37
55-64	32	0	6	25	0	0	13
65-74	6	0	1	6	0	0	0
75-84	1	0	0	1	0	0	0
85+	1	0	0	1	0	0	1
Race							
White	912	0	91	788	0	0	216
Black	353	0	24	306	0	0	62
Native American	106	0	13	92	0	0	17
Hispanic	71	0	5	67	0	0	8
Asian	9	0	0	7	0	0	2
Two or More Races	77	0	13	50	0	0	31
Presenting Problem/Diagnosis							
Alcohol Abuse	3	0	1	2	0	0	0
Social Conditions	1,520	0	141	1,306	0	0	335
Substance Related	5	0	4	2	0	0	1
County of Residence							
Cherokee	4	0	1	3	0	0	1
Comanche	3	0	0	3	0	0	0
Cotton	1	0	0	1	0	0	0
Craig	1	0	1	0	0	0	0
Creek	64	0	3	57	0	0	8
Delaware	1	0	0	1	0	0	0
Grant	1	0	0	1	0	0	0
Hughes	1	0	0	0	0	0	1
Kay	1	0	0	1	0	0	0
Mayes	3	0	0	2	0	0	3
Muskogee	12	0	0	11	0	0	1
Nowata	1	0	0	1	0	0	0
Oklahoma	4	0	1	4	0	0	0
Okmulgee	5	0	2	2	0	0	3
Osage	21	0	1	17	0	0	7
Pawnee	6	0	1	6	0	0	0
Rogers	12	0	1	7	0	0	10
Seminole	1	0	0	1	0	0	0
Tillman	1	0	0	1	0	0	0
Tulsa	1,328	0	131	1,144	0	0	287
Wagoner	39	0	3	30	0	0	14

Notes: The same client may be counted in more than one category, e.g., clients can receive services under more than one contract source, in more than one "County of Residence," or may have multiple "Other Indicators." Please see Definition page for other considerations.

Oklahoma Department of Mental Health and Substance Abuse Services

Counts of Admitted Clients Served by Funding Source for Each Agency During FY2000

DOMESTIC VIOLENCE INTERVENTION SERVICES

	Total	Funding Source					
		Mental Health	Substance Abuse	Domestic Violence	Residential Care	Medicaid	Other
Washington	4	0	0	3	0	0	1
Washita	4	0	0	4	0	0	0
Woods	1	0	0	1	0	0	0
Woodward	1	0	0	1	0	0	0
Out of State/Unknown	8	0	1	8	0	0	0
Other Indicators							
Any Alcohol/Drug Problem	94	0	55	55	0	0	31
Custody of DHS	3	0	0	3	0	0	0
Custody of DOC	7	0	1	5	0	0	4
Deaf and Hearing Impaired	2	0	0	1	0	0	1
Homeless	300	0	31	298	0	0	4
Indigent	1,330	0	135	1,178	0	0	228
SMI (If ever)	188	0	30	168	0	0	32

Notes: The same client may be counted in more than one category, e.g., clients can receive services under more than one contract source, in more than one "County of Residence," or may have multiple "Other Indicators." Please see Definition page for other considerations.

Oklahoma Department of Mental Health and Substance Abuse Services

Counts of Admitted Clients Served by Funding Source for Each Agency During FY2000

DON MENTZER FACILITY

		Funding Source						
		Total	Mental Health	Substance Abuse	Domestic Violence	Residential Care	Medicaid	Other
Total	Unduplicated Count	29	0	0	0	29	0	0
Sex	Female	9	0	0	0	9	0	0
	Male	20	0	0	0	20	0	0
Age	25-34	2	0	0	0	2	0	0
	35-44	10	0	0	0	10	0	0
	45-54	14	0	0	0	14	0	0
	55-64	3	0	0	0	3	0	0
Race	White	23	0	0	0	23	0	0
	Black	2	0	0	0	2	0	0
	Native American	1	0	0	0	1	0	0
	Two or More Races	3	0	0	0	3	0	0
Presenting Problem/Diagnosis	Developmental Disorder	1	0	0	0	1	0	0
	Mood Disorder	6	0	0	0	6	0	0
	Other Psychotic	19	0	0	0	19	0	0
	Social Conditions	2	0	0	0	2	0	0
	Substance Related	1	0	0	0	1	0	0
County of Residence	Craig	9	0	0	0	9	0	0
	Sequoyah	16	0	0	0	16	0	0
	Wagoner	4	0	0	0	4	0	0
Other Indicators	Any Alcohol/Drug Problem	2	0	0	0	2	0	0
	Indigent	26	0	0	0	26	0	0
	SMI (If ever)	28	0	0	0	28	0	0

Notes: The same client may be counted in more than one category, e.g., clients can receive services under more than one contract source, in more than one "County of Residence," or may have multiple "Other Indicators." Please see Definition page for other considerations.

Oklahoma Department of Mental Health and Substance Abuse Services

Counts of Admitted Clients Served by Funding Source for Each Agency During FY2000

DOW RESIDENTIAL CARE HOME

	Total	Funding Source					
		Mental Health	Substance Abuse	Domestic Violence	Residential Care	Medicaid	Other
Total							
Unduplicated Count	35	0	0	0	35	0	0
Sex							
Female	19	0	0	0	19	0	0
Male	16	0	0	0	16	0	0
Age							
25-34	3	0	0	0	3	0	0
35-44	6	0	0	0	6	0	0
45-54	15	0	0	0	15	0	0
55-64	9	0	0	0	9	0	0
65-74	1	0	0	0	1	0	0
75-84	1	0	0	0	1	0	0
Race							
White	29	0	0	0	29	0	0
Black	3	0	0	0	3	0	0
Native American	3	0	0	0	3	0	0
Presenting Problem/Diagnosis							
Alcohol Abuse	2	0	0	0	2	0	0
Mood Disorder	2	0	0	0	2	0	0
Other Psychotic	6	0	0	0	6	0	0
Social Conditions	25	0	0	0	25	0	0
County of Residence							
Latimer	1	0	0	0	1	0	0
LeFlore	3	0	0	0	3	0	0
Muskogee	2	0	0	0	2	0	0
Okfuskee	1	0	0	0	1	0	0
Oklahoma	1	0	0	0	1	0	0
Pittsburgh	24	0	0	0	24	0	0
Pontotoc	1	0	0	0	1	0	0
Sequoyah	1	0	0	0	1	0	0
Wagoner	1	0	0	0	1	0	0
Other Indicators							
Any Alcohol/Drug Problem	5	0	0	0	5	0	0
Deaf and Hearing Impaired	2	0	0	0	2	0	0
Homeless	3	0	0	0	3	0	0
Indigent	35	0	0	0	35	0	0
SMI (If ever)	34	0	0	0	34	0	0

Notes: The same client may be counted in more than one category, e.g., clients can receive services under more than one contract source, in more than one "County of Residence," or may have multiple "Other Indicators." Please see Definition page for other considerations.

Oklahoma Department of Mental Health and Substance Abuse Services

Counts of Admitted Clients Served by Funding Source for Each Agency During FY2000

DRUG RECOVERY, INC.

	Total	Funding Source					
		Mental Health	Substance Abuse	Domestic Violence	Residential Care	Medicaid	Other
Total							
Unduplicated Count	671	0	671	0	0	0	0
Sex							
Female	278	0	278	0	0	0	0
Male	393	0	393	0	0	0	0
Age							
05-17	146	0	146	0	0	0	0
18-20	42	0	42	0	0	0	0
21-24	46	0	46	0	0	0	0
25-34	178	0	178	0	0	0	0
35-44	201	0	201	0	0	0	0
45-54	48	0	48	0	0	0	0
55-64	6	0	6	0	0	0	0
65-74	3	0	3	0	0	0	0
75-84	1	0	1	0	0	0	0
Race							
White	458	0	458	0	0	0	0
Black	142	0	142	0	0	0	0
Native American	40	0	40	0	0	0	0
Hispanic	16	0	16	0	0	0	0
Asian	2	0	2	0	0	0	0
Two or More Races	8	0	8	0	0	0	0
Unknown	5	0	5	0	0	0	0
Presenting Problem/Diagnosis							
Alcohol Abuse	48	0	48	0	0	0	0
Social Conditions	1	0	1	0	0	0	0
Substance Related	616	0	616	0	0	0	0
Deferred/No Diagnosis	6	0	6	0	0	0	0
County of Residence							
Adair	1	0	1	0	0	0	0
Beaver	1	0	1	0	0	0	0
Beckham	9	0	9	0	0	0	0
Blaine	2	0	2	0	0	0	0
Caddo	2	0	2	0	0	0	0
Canadian	27	0	27	0	0	0	0
Carter	6	0	6	0	0	0	0
Cherokee	1	0	1	0	0	0	0
Choctaw	4	0	4	0	0	0	0
Cleveland	18	0	18	0	0	0	0
Comanche	7	0	7	0	0	0	0
Cotton	1	0	1	0	0	0	0
Creek	2	0	2	0	0	0	0
Custer	5	0	5	0	0	0	0
Delaware	2	0	2	0	0	0	0
Garfield	2	0	2	0	0	0	0
Garvin	4	0	4	0	0	0	0
Grady	2	0	2	0	0	0	0
Greer	2	0	2	0	0	0	0
Haskell	1	0	1	0	0	0	0
Jackson	6	0	6	0	0	0	0

Notes: The same client may be counted in more than one category, e.g., clients can receive services under more than one contract source, in more than one "County of Residence," or may have multiple "Other Indicators." Please see Definition page for other considerations.

Oklahoma Department of Mental Health and Substance Abuse Services

Counts of Admitted Clients Served by Funding Source for Each Agency During FY2000

DRUG RECOVERY, INC.

	Funding Source						
	Total	Mental Health	Substance Abuse	Domestic Violence	Residential Care	Medicaid	Other
Jefferson	1	0	1	0	0	0	0
Johnston	4	0	4	0	0	0	0
Kay	4	0	4	0	0	0	0
Kiowa	5	0	5	0	0	0	0
LeFlore	4	0	4	0	0	0	0
Lincoln	1	0	1	0	0	0	0
Logan	4	0	4	0	0	0	0
Major	1	0	1	0	0	0	0
Mayes	1	0	1	0	0	0	0
McClain	3	0	3	0	0	0	0
McCurtain	8	0	8	0	0	0	0
Murray	2	0	2	0	0	0	0
Muskogee	1	0	1	0	0	0	0
Oklahoma	429	0	429	0	0	0	0
Okmulgee	5	0	5	0	0	0	0
Ottawa	1	0	1	0	0	0	0
Pawnee	1	0	1	0	0	0	0
Payne	3	0	3	0	0	0	0
Pittsburgh	8	0	8	0	0	0	0
Pontotoc	1	0	1	0	0	0	0
Pottawatomie	12	0	12	0	0	0	0
Pushmataha	1	0	1	0	0	0	0
Roger Mills	2	0	2	0	0	0	0
Rogers	1	0	1	0	0	0	0
Seminole	5	0	5	0	0	0	0
Sequoyah	1	0	1	0	0	0	0
Stephens	1	0	1	0	0	0	0
Tillman	4	0	4	0	0	0	0
Tulsa	31	0	31	0	0	0	0
Wagoner	6	0	6	0	0	0	0
Washington	4	0	4	0	0	0	0
Washita	3	0	3	0	0	0	0
Woods	1	0	1	0	0	0	0
Out of State/Unknown	7	0	7	0	0	0	0
Other Indicators							
Any Alcohol/Drug Problem	664	0	664	0	0	0	0
Custody of DHS	11	0	11	0	0	0	0
Custody of DOC	1	0	1	0	0	0	0
Deaf and Hearing Impaired	1	0	1	0	0	0	0
Homeless	42	0	42	0	0	0	0
Indigent	612	0	612	0	0	0	0
SMI (If ever)	116	0	116	0	0	0	0

Notes: The same client may be counted in more than one category, e.g., clients can receive services under more than one contract source, in more than one "County of Residence," or may have multiple "Other Indicators." Please see Definition page for other considerations.

Oklahoma Department of Mental Health and Substance Abuse Services

Counts of Admitted Clients Served by Funding Source for Each Agency During FY2000

DUNCAN COMMUNITY RESIDENCE INC

	Total	Funding Source					
		Mental Health	Substance Abuse	Domestic Violence	Residential Care	Medicaid	Other
Total							
Unduplicated Count	31	0	0	0	31	0	0
Sex							
Female	13	0	0	0	13	0	0
Male	18	0	0	0	18	0	0
Age							
18-20	1	0	0	0	1	0	0
25-34	6	0	0	0	6	0	0
35-44	9	0	0	0	9	0	0
45-54	10	0	0	0	10	0	0
55-64	4	0	0	0	4	0	0
65-74	1	0	0	0	1	0	0
Race							
White	26	0	0	0	26	0	0
Black	3	0	0	0	3	0	0
Native American	2	0	0	0	2	0	0
Presenting Problem/Diagnosis							
Mood Disorder	3	0	0	0	3	0	0
Other Psychotic	21	0	0	0	21	0	0
Substance Related	1	0	0	0	1	0	0
Deferred/No Diagnosis	6	0	0	0	6	0	0
County of Residence							
Carter	2	0	0	0	2	0	0
Comanche	2	0	0	0	2	0	0
Craig	1	0	0	0	1	0	0
Garfield	1	0	0	0	1	0	0
Lincoln	1	0	0	0	1	0	0
Oklahoma	1	0	0	0	1	0	0
Pontotoc	1	0	0	0	1	0	0
Stephens	22	0	0	0	22	0	0
Other Indicators							
Any Alcohol/Drug Problem	2	0	0	0	2	0	0
Homeless	2	0	0	0	2	0	0
Indigent	31	0	0	0	31	0	0
SMI (If ever)	31	0	0	0	31	0	0

Notes: The same client may be counted in more than one category, e.g., clients can receive services under more than one contract source, in more than one "County of Residence," or may have multiple "Other Indicators." Please see Definition page for other considerations.

Oklahoma Department of Mental Health and Substance Abuse Services

Counts of Admitted Clients Served by Funding Source for Each Agency During FY2000

DYCO PROPERTIES, INC.

	Total	Funding Source					
		Mental Health	Substance Abuse	Domestic Violence	Residential Care	Medicaid	Other
Total							
Unduplicated Count	29	0	0	0	29	0	0
Sex							
Female	11	0	0	0	11	0	0
Male	18	0	0	0	18	0	0
Age							
25-34	6	0	0	0	6	0	0
35-44	8	0	0	0	8	0	0
45-54	9	0	0	0	9	0	0
55-64	4	0	0	0	4	0	0
65-74	2	0	0	0	2	0	0
Race							
White	24	0	0	0	24	0	0
Black	3	0	0	0	3	0	0
Native American	1	0	0	0	1	0	0
Two or More Races	1	0	0	0	1	0	0
Presenting Problem/Diagnosis							
Alcohol Abuse	1	0	0	0	1	0	0
Developmental Disorder	28	0	0	0	28	0	0
County of Residence							
McIntosh	4	0	0	0	4	0	0
Muskogee	1	0	0	0	1	0	0
Okmulgee	24	0	0	0	24	0	0
Other Indicators							
Any Alcohol/Drug Problem	1	0	0	0	1	0	0
Custody of DOC	1	0	0	0	1	0	0
Homeless	1	0	0	0	1	0	0
Indigent	29	0	0	0	29	0	0
SMI (If ever)	29	0	0	0	29	0	0

Notes: The same client may be counted in more than one category, e.g., clients can receive services under more than one contract source, in more than one "County of Residence," or may have multiple "Other Indicators." Please see Definition page for other considerations.

Oklahoma Department of Mental Health and Substance Abuse Services

Counts of Admitted Clients Served by Funding Source for Each Agency During FY2000

EAGLE RIDGE INSTITUTE

	Total	Funding Source					
		Mental Health	Substance Abuse	Domestic Violence	Residential Care	Medicaid	Other
Total							
Unduplicated Count	80	0	80	0	0	0	0
Sex							
Female	58	0	58	0	0	0	0
Male	22	0	22	0	0	0	0
Age							
0-04	31	0	31	0	0	0	0
05-17	14	0	14	0	0	0	0
18-20	4	0	4	0	0	0	0
21-24	5	0	5	0	0	0	0
25-34	12	0	12	0	0	0	0
35-44	11	0	11	0	0	0	0
45-54	2	0	2	0	0	0	0
85+	1	0	1	0	0	0	0
Race							
White	38	0	38	0	0	0	0
Black	31	0	31	0	0	0	0
Native American	6	0	6	0	0	0	0
Two or More Races	5	0	5	0	0	0	0
Presenting Problem/Diagnosis							
Alcohol Abuse	2	0	2	0	0	0	0
Social Conditions	45	0	45	0	0	0	0
Substance Related	32	0	32	0	0	0	0
Deferred/No Diagnosis	1	0	1	0	0	0	0
County of Residence							
Beckham	2	0	2	0	0	0	0
Blaine	2	0	2	0	0	0	0
Bryan	3	0	3	0	0	0	0
Carter	2	0	2	0	0	0	0
Cleveland	4	0	4	0	0	0	0
Cotton	1	0	1	0	0	0	0
Custer	1	0	1	0	0	0	0
Dewey	1	0	1	0	0	0	0
Garvin	4	0	4	0	0	0	0
Grady	3	0	3	0	0	0	0
Logan	4	0	4	0	0	0	0
McClain	2	0	2	0	0	0	0
Oklahoma	34	0	34	0	0	0	0
Payne	3	0	3	0	0	0	0
Pontotoc	1	0	1	0	0	0	0
Pottawatomie	1	0	1	0	0	0	0
Seminole	4	0	4	0	0	0	0
Tulsa	8	0	8	0	0	0	0
Other Indicators							
Any Alcohol/Drug Problem	34	0	34	0	0	0	0
Custody of DHS	18	0	18	0	0	0	0
Homeless	14	0	14	0	0	0	0
Indigent	80	0	80	0	0	0	0
SMI (If ever)	16	0	16	0	0	0	0

Notes: The same client may be counted in more than one category, e.g., clients can receive services under more than one contract source, in more than one "County of Residence," or may have multiple "Other Indicators." Please see Definition page for other considerations.

Oklahoma Department of Mental Health and Substance Abuse Services

Counts of Admitted Clients Served by Funding Source for Each Agency During FY2000

EASTERN STATE HOSPITAL

	Total	Funding Source					
		Mental Health	Substance Abuse	Domestic Violence	Residential Care	Medicaid	Other
Total							
Unduplicated Count	1,187	767	0	0	0	34	437
Sex							
Female	335	199	0	0	0	8	137
Male	852	568	0	0	0	26	300
Age							
05-17	3	1	0	0	0	2	1
18-20	67	28	0	0	0	26	22
21-24	117	84	0	0	0	6	35
25-34	330	238	0	0	0	0	101
35-44	382	249	0	0	0	0	145
45-54	205	119	0	0	0	0	94
55-64	64	35	0	0	0	0	32
65-74	17	11	0	0	0	0	7
75-84	2	2	0	0	0	0	0
Race							
White	861	528	0	0	0	24	348
Black	211	162	0	0	0	5	52
Native American	94	62	0	0	0	5	31
Hispanic	10	7	0	0	0	0	3
Asian	2	1	0	0	0	0	1
Two or More Races	9	7	0	0	0	0	2
Presenting Problem/Diagnosis							
Alcohol Abuse	29	22	0	0	0	0	7
Developmental Disorder	10	9	0	0	0	0	1
Mood Disorder	448	282	0	0	0	11	169
Non Alcohol/Drug Related Organic	8	6	0	0	0	0	2
Other Non-Psychotic	81	61	0	0	0	7	19
Other Psychotic	342	227	0	0	0	8	127
Schizophrenia	208	121	0	0	0	3	94
Social Conditions	1	1	0	0	0	0	0
Substance Related	60	38	0	0	0	5	18
County of Residence							
Adair	6	5	0	0	0	0	2
Atoka	4	3	0	0	0	0	1
Beckham	6	6	0	0	0	0	0
Bryan	2	2	0	0	0	0	0
Caddo	7	7	0	0	0	0	0
Canadian	3	3	0	0	0	0	0
Carter	8	8	0	0	0	0	0
Cherokee	15	7	0	0	0	0	9
Choctaw	4	4	0	0	0	0	0
Cleveland	12	12	0	0	0	0	0
Comanche	12	11	0	0	0	0	1
Cotton	1	1	0	0	0	0	1
Craig	58	31	0	0	0	1	28
Creek	58	37	0	0	0	3	27
Custer	3	3	0	0	0	0	0
Delaware	18	8	0	0	0	0	10
Ellis	2	2	0	0	0	0	0

Notes: The same client may be counted in more than one category, e.g., clients can receive services under more than one contract source, in more than one "County of Residence," or may have multiple "Other Indicators." Please see Definition page for other considerations.

Oklahoma Department of Mental Health and Substance Abuse Services

Counts of Admitted Clients Served by Funding Source for Each Agency During FY2000

EASTERN STATE HOSPITAL

	Funding Source						
	Total	Mental Health	Substance Abuse	Domestic Violence	Residential Care	Medicaid	Other
Garfield	2	2	0	0	0	0	0
Garvin	2	2	0	0	0	0	0
Grady	10	9	0	0	0	0	1
Harmon	1	1	0	0	0	0	0
Haskell	4	4	0	0	0	0	0
Hughes	1	0	0	0	0	0	1
Jackson	12	12	0	0	0	0	0
Jefferson	3	3	0	0	0	0	0
Kay	13	7	0	0	0	0	6
Kingfisher	2	2	0	0	0	0	0
Kiowa	1	1	0	0	0	0	0
Latimer	6	6	0	0	0	0	0
LeFlore	10	9	0	0	0	0	1
Lincoln	4	3	0	0	0	0	1
Logan	2	2	0	0	0	0	0
Love	1	1	0	0	0	0	0
Major	1	1	0	0	0	0	0
Marshall	2	2	0	0	0	0	0
Mayes	44	20	0	0	0	2	23
McClain	2	2	0	0	0	0	0
McCurtain	15	15	0	0	0	0	0
McIntosh	9	3	0	0	0	1	6
Murray	2	2	0	0	0	0	0
Muskogee	69	36	0	0	0	1	38
Noble	2	1	0	0	0	0	1
Nowata	10	6	0	0	0	1	3
Okfuskee	2	2	0	0	0	0	0
Oklahoma	96	94	0	0	0	0	5
Okmulgee	71	41	0	0	0	3	36
Osage	15	8	0	0	0	0	8
Ottawa	58	37	0	0	0	3	21
Pawnee	17	7	0	0	0	2	8
Payne	21	9	0	0	0	2	11
Pittsburgh	4	4	0	0	0	0	0
Pontotoc	1	1	0	0	0	0	0
Pottawatomie	9	9	0	0	0	0	0
Pushmataha	2	2	0	0	0	0	0
Roger Mills	2	1	0	0	0	0	1
Rogers	37	18	0	0	0	0	19
Seminole	2	2	0	0	0	0	0
Sequoyah	23	18	0	0	0	1	5
Stephens	9	9	0	0	0	0	0
Texas	1	1	0	0	0	0	0
Tillman	2	2	0	0	0	0	0
Tulsa	265	136	0	0	0	10	128
Wagoner	21	17	0	0	0	1	3
Washington	37	19	0	0	0	3	17
Washita	3	3	0	0	0	0	0
Woodward	6	6	0	0	0	0	0
Out of State/Unknown	34	19	0	0	0	0	15
Other Indicators							
Any Alcohol/Drug Problem	705	466	0	0	0	27	240

Notes: The same client may be counted in more than one category, e.g., clients can receive services under more than one contract source, in more than one "County of Residence," or may have multiple "Other Indicators." Please see Definition page for other considerations.

Oklahoma Department of Mental Health and Substance Abuse Services

Counts of Admitted Clients Served by Funding Source for Each Agency During FY2000

EASTERN STATE HOSPITAL

	Funding Source					
	Total	Mental Health	Substance Abuse	Domestic Violence	Residential Care	Medicaid Other
Custody of DOC	6	5	0	0	0	1
Deaf and Hearing Impaired	10	7	0	0	0	2
Dual Diagnosis	404	268	0	0	0	140
Homeless	57	36	0	0	0	22
Indigent	1,162	756	0	0	0	423
SMI (If ever)	947	588	0	0	0	374

Notes: The same client may be counted in more than one category, e.g., clients can receive services under more than one contract source, in more than one "County of Residence," or may have multiple "Other Indicators." Please see Definition page for other considerations.

Oklahoma Department of Mental Health and Substance Abuse Services

Counts of Admitted Clients Served by Funding Source for Each Agency During FY2000

EDMOND FAMILY SERVICES, INC.

	Total	Funding Source					
		Mental Health	Substance Abuse	Domestic Violence	Residential Care	Medicaid	Other
Total							
Unduplicated Count	108	0	108	0	0	0	0
Sex							
Female	62	0	62	0	0	0	0
Male	46	0	46	0	0	0	0
Age							
05-17	29	0	29	0	0	0	0
18-20	7	0	7	0	0	0	0
21-24	15	0	15	0	0	0	0
25-34	28	0	28	0	0	0	0
35-44	23	0	23	0	0	0	0
45-54	4	0	4	0	0	0	0
55-64	1	0	1	0	0	0	0
65-74	1	0	1	0	0	0	0
Race							
White	98	0	98	0	0	0	0
Black	5	0	5	0	0	0	0
Native American	4	0	4	0	0	0	0
Hispanic	1	0	1	0	0	0	0
Presenting Problem/Diagnosis							
Alcohol Abuse	27	0	27	0	0	0	0
Social Conditions	46	0	46	0	0	0	0
Substance Related	35	0	35	0	0	0	0
County of Residence							
Logan	8	0	8	0	0	0	0
Oklahoma	100	0	100	0	0	0	0
Other Indicators							
Any Alcohol/Drug Problem	65	0	65	0	0	0	0
Custody of DOC	2	0	2	0	0	0	0
Indigent	106	0	106	0	0	0	0
SMI (If ever)	8	0	8	0	0	0	0

Notes: The same client may be counted in more than one category, e.g., clients can receive services under more than one contract source, in more than one "County of Residence," or may have multiple "Other Indicators." Please see Definition page for other considerations.

Oklahoma Department of Mental Health and Substance Abuse Services

Counts of Admitted Clients Served by Funding Source for Each Agency During FY2000

EDNA LEE'S RESIDENTIAL CARE

	Total	Funding Source					
		Mental Health	Substance Abuse	Domestic Violence	Residential Care	Medicaid	Other
Total							
Unduplicated Count	67	0	0	0	67	0	0
Sex							
Female	29	0	0	0	29	0	0
Male	38	0	0	0	38	0	0
Age							
21-24	1	0	0	0	1	0	0
25-34	6	0	0	0	6	0	0
35-44	16	0	0	0	16	0	0
45-54	15	0	0	0	15	0	0
55-64	18	0	0	0	18	0	0
65-74	10	0	0	0	10	0	0
75-84	1	0	0	0	1	0	0
Race							
White	50	0	0	0	50	0	0
Black	7	0	0	0	7	0	0
Native American	6	0	0	0	6	0	0
Asian	1	0	0	0	1	0	0
Two or More Races	1	0	0	0	1	0	0
Unknown	2	0	0	0	2	0	0
Presenting Problem/Diagnosis							
Developmental Disorder	15	0	0	0	15	0	0
Mood Disorder	19	0	0	0	19	0	0
Other Psychotic	7	0	0	0	7	0	0
Social Conditions	7	0	0	0	7	0	0
Substance Related	1	0	0	0	1	0	0
Unknown/Other	5	0	0	0	5	0	0
Deferred/No Diagnosis	13	0	0	0	13	0	0
County of Residence							
Craig	54	0	0	0	54	0	0
Nowata	1	0	0	0	1	0	0
Oklahoma	1	0	0	0	1	0	0
Okmulgee	1	0	0	0	1	0	0
Ottawa	6	0	0	0	6	0	0
Rogers	1	0	0	0	1	0	0
Washington	1	0	0	0	1	0	0
Out of State/Unknown	2	0	0	0	2	0	0
Other Indicators							
Any Alcohol/Drug Problem	2	0	0	0	2	0	0
Homeless	1	0	0	0	1	0	0
Indigent	65	0	0	0	65	0	0
SMI (If ever)	65	0	0	0	65	0	0

Notes: The same client may be counted in more than one category, e.g., clients can receive services under more than one contract source, in more than one "County of Residence," or may have multiple "Other Indicators." Please see Definition page for other considerations.

Oklahoma Department of Mental Health and Substance Abuse Services

Counts of Admitted Clients Served by Funding Source for Each Agency During FY2000

EDWIN FAIR CMHC

	Total	Funding Source					
		Mental Health	Substance Abuse	Domestic Violence	Residential Care	Medicaid	Other
Total							
Unduplicated Count	1,253	837	135	0	0	484	0
Sex							
Female	734	481	50	0	0	308	0
Male	519	356	85	0	0	176	0
Age							
0-04	1	0	0	0	0	1	0
05-17	80	21	0	0	0	66	0
18-20	48	34	7	0	0	15	0
21-24	106	77	16	0	0	30	0
25-34	252	185	41	0	0	74	0
35-44	354	255	51	0	0	106	0
45-54	236	164	11	0	0	98	0
55-64	110	70	7	0	0	53	0
65-74	34	18	2	0	0	20	0
75-84	22	12	0	0	0	12	0
85+	10	1	0	0	0	9	0
Race							
White	1,114	757	105	0	0	431	0
Black	34	12	15	0	0	13	0
Native American	76	49	9	0	0	32	0
Hispanic	11	6	6	0	0	1	0
Asian	1	1	0	0	0	0	0
Two or More Races	17	12	0	0	0	7	0
Presenting Problem/Diagnosis							
Alcohol Abuse	51	21	39	0	0	3	0
Developmental Disorder	41	14	0	0	0	29	0
Mood Disorder	663	503	31	0	0	231	0
Non Alcohol/Drug Related Organic	5	1	0	0	0	4	0
Other Non-Psychotic	155	93	7	0	0	69	0
Other Psychotic	111	85	6	0	0	44	0
Schizophrenia	146	84	5	0	0	92	0
Social Conditions	25	21	1	0	0	5	0
Substance Related	56	15	46	0	0	7	0
County of Residence							
Cherokee	1	1	0	0	0	0	0
Garfield	1	1	0	0	0	0	0
Grant	1	1	0	0	0	0	0
Harper	1	1	0	0	0	0	0
Kay	599	385	119	0	0	203	0
Lincoln	4	4	0	0	0	0	0
Logan	1	1	0	0	0	1	0
Noble	62	42	1	0	0	31	0
Oklahoma	2	2	0	0	0	0	0
Okmulgee	2	0	0	0	0	2	0
Osage	108	73	3	0	0	46	0
Pawnee	119	78	0	0	0	52	0
Payne	350	246	12	0	0	149	0
Out of State/Unknown	2	2	0	0	0	0	0

Other Indicators

Notes: The same client may be counted in more than one category, e.g., clients can receive services under more than one contract source, in more than one "County of Residence," or may have multiple "Other Indicators." Please see Definition page for other considerations.

Oklahoma Department of Mental Health and Substance Abuse Services

Counts of Admitted Clients Served by Funding Source for Each Agency During FY2000

EDWIN FAIR CMHC

	Total	Funding Source					
		Mental Health	Substance Abuse	Domestic Violence	Residential Care	Medicaid	Other
Any Alcohol/Drug Problem	324	200	124	0	0	88	0
Custody of DHS	8	2	0	0	0	6	0
Custody of DOC	38	12	27	0	0	2	0
Custody of OJA	1	0	0	0	0	1	0
Deaf and Hearing Impaired	10	4	0	0	0	6	0
Dual Diagnosis	104	77	32	0	0	39	0
Homeless	29	23	4	0	0	8	0
Indigent	1,226	814	134	0	0	478	0
SED (6-17)	37	8	0	0	0	32	0
SMI (If ever)	875	605	66	0	0	374	0

Notes: The same client may be counted in more than one category, e.g., clients can receive services under more than one contract source, in more than one "County of Residence," or may have multiple "Other Indicators." Please see Definition page for other considerations.

Oklahoma Department of Mental Health and Substance Abuse Services

Counts of Admitted Clients Served by Funding Source for Each Agency During FY2000

EL RENO RESIDENTIAL CARE

	Total	Funding Source					
		Mental Health	Substance Abuse	Domestic Violence	Residential Care	Medicaid	Other
Total							
Unduplicated Count	29	0	0	0	29	0	0
Sex							
Female	10	0	0	0	10	0	0
Male	19	0	0	0	19	0	0
Age							
25-34	2	0	0	0	2	0	0
35-44	7	0	0	0	7	0	0
45-54	8	0	0	0	8	0	0
55-64	9	0	0	0	9	0	0
65-74	3	0	0	0	3	0	0
Race							
White	27	0	0	0	27	0	0
Black	2	0	0	0	2	0	0
Presenting Problem/Diagnosis							
Social Conditions	28	0	0	0	28	0	0
Deferred/No Diagnosis	1	0	0	0	1	0	0
County of Residence							
Canadian	23	0	0	0	23	0	0
Oklahoma	3	0	0	0	3	0	0
Payne	1	0	0	0	1	0	0
Woodward	2	0	0	0	2	0	0
Other Indicators							
Indigent	29	0	0	0	29	0	0
SMI (If ever)	28	0	0	0	28	0	0

Notes: The same client may be counted in more than one category, e.g., clients can receive services under more than one contract source, in more than one "County of Residence," or may have multiple "Other Indicators." Please see Definition page for other considerations.

Oklahoma Department of Mental Health and Substance Abuse Services

Counts of Admitted Clients Served by Funding Source for Each Agency During FY2000

ELM TREE HOUSE

		Funding Source						
		Total	Mental Health	Substance Abuse	Domestic Violence	Residential Care	Medicaid	Other
Total	Unduplicated Count	23	0	0	0	23	0	0
Sex	Female	7	0	0	0	7	0	0
	Male	16	0	0	0	16	0	0
Age	21-24	2	0	0	0	2	0	0
	25-34	1	0	0	0	1	0	0
	35-44	8	0	0	0	8	0	0
	45-54	3	0	0	0	3	0	0
	55-64	4	0	0	0	4	0	0
	65-74	4	0	0	0	4	0	0
	75-84	1	0	0	0	1	0	0
Race	White	18	0	0	0	18	0	0
	Black	4	0	0	0	4	0	0
	Native American	1	0	0	0	1	0	0
Presenting Problem/Diagnosis	Social Conditions	22	0	0	0	22	0	0
	Unknown/Other	1	0	0	0	1	0	0
County of Residence	Oklahoma	23	0	0	0	23	0	0
Other Indicators	Any Alcohol/Drug Problem	4	0	0	0	4	0	0
	Custody of DHS	1	0	0	0	1	0	0
	Indigent	23	0	0	0	23	0	0
	SMI (If ever)	23	0	0	0	23	0	0

Notes: The same client may be counted in more than one category, e.g., clients can receive services under more than one contract source, in more than one "County of Residence," or may have multiple "Other Indicators." Please see Definition page for other considerations.

Oklahoma Department of Mental Health and Substance Abuse Services

Counts of Admitted Clients Served by Funding Source for Each Agency During FY2000

FAIR OAKS

	Total	Funding Source					
		Mental Health	Substance Abuse	Domestic Violence	Residential Care	Medicaid	Other
Total							
Unduplicated Count	15	0	0	0	15	0	0
Sex							
Male	15	0	0	0	15	0	0
Age							
25-34	1	0	0	0	1	0	0
35-44	4	0	0	0	4	0	0
45-54	4	0	0	0	4	0	0
55-64	3	0	0	0	3	0	0
75-84	3	0	0	0	3	0	0
Race							
White	15	0	0	0	15	0	0
Presenting Problem/Diagnosis							
Mood Disorder	12	0	0	0	12	0	0
Social Conditions	1	0	0	0	1	0	0
Deferred/No Diagnosis	2	0	0	0	2	0	0
County of Residence							
Choctaw	1	0	0	0	1	0	0
Cleveland	1	0	0	0	1	0	0
Cotton	1	0	0	0	1	0	0
Craig	3	0	0	0	3	0	0
Delaware	4	0	0	0	4	0	0
Mayes	2	0	0	0	2	0	0
Oklahoma	1	0	0	0	1	0	0
Rogers	1	0	0	0	1	0	0
Sequoyah	1	0	0	0	1	0	0
Other Indicators							
Custody of DHS	1	0	0	0	1	0	0
Indigent	14	0	0	0	14	0	0
SMI (If ever)	15	0	0	0	15	0	0

Notes: The same client may be counted in more than one category, e.g., clients can receive services under more than one contract source, in more than one "County of Residence," or may have multiple "Other Indicators." Please see Definition page for other considerations.

Oklahoma Department of Mental Health and Substance Abuse Services

Counts of Admitted Clients Served by Funding Source for Each Agency During FY2000

FAMILY CRISIS & COUNSELING CTR

	Total	Funding Source					Other
		Mental Health	Substance Abuse	Domestic Violence	Residential Care	Medicaid	
Total							
Unduplicated Count	611	0	0	590	0	0	96
Sex							
Female	403	0	0	403	0	0	12
Male	208	0	0	187	0	0	84
Age							
0-04	40	0	0	40	0	0	0
05-17	68	0	0	67	0	0	2
18-20	42	0	0	39	0	0	11
21-24	70	0	0	70	0	0	12
25-34	200	0	0	193	0	0	37
35-44	133	0	0	125	0	0	29
45-54	43	0	0	41	0	0	4
55-64	9	0	0	9	0	0	1
65-74	5	0	0	5	0	0	0
75-84	1	0	0	1	0	0	0
Race							
White	464	0	0	454	0	0	67
Black	37	0	0	30	0	0	13
Native American	81	0	0	77	0	0	10
Hispanic	5	0	0	5	0	0	3
Asian	2	0	0	2	0	0	1
Two or More Races	22	0	0	22	0	0	2
Presenting Problem/Diagnosis							
Mood Disorder	4	0	0	4	0	0	0
Social Conditions	607	0	0	586	0	0	96
County of Residence							
Craig	8	0	0	8	0	0	0
Delaware	2	0	0	2	0	0	0
Garfield	1	0	0	1	0	0	0
Kay	2	0	0	2	0	0	0
Logan	1	0	0	1	0	0	0
Nowata	50	0	0	49	0	0	3
Osage	21	0	0	21	0	0	1
Pawnee	1	0	0	1	0	0	0
Rogers	1	0	0	1	0	0	0
Tulsa	13	0	0	13	0	0	0
Washington	504	0	0	484	0	0	92
Out of State/Unknown	7	0	0	7	0	0	0
Other Indicators							
Custody of DHS	5	0	0	5	0	0	0
Custody of DOC	11	0	0	8	0	0	6
Deaf and Hearing Impaired	1	0	0	1	0	0	0
Homeless	25	0	0	25	0	0	0
Indigent	551	0	0	532	0	0	85
SMI (If ever)	73	0	0	73	0	0	6

Notes: The same client may be counted in more than one category, e.g., clients can receive services under more than one contract source, in more than one "County of Residence," or may have multiple "Other Indicators." Please see Definition page for other considerations.

Oklahoma Department of Mental Health and Substance Abuse Services

Counts of Admitted Clients Served by Funding Source for Each Agency During FY2000

FAMILY CRISIS CTR, INC.

	Total	Funding Source					
		Mental Health	Substance Abuse	Domestic Violence	Residential Care	Medicaid	Other
Total							
Unduplicated Count	438	0	0	438	0	0	0
Sex							
Female	251	0	0	251	0	0	0
Male	187	0	0	187	0	0	0
Age							
0-04	18	0	0	18	0	0	0
05-17	63	0	0	63	0	0	0
18-20	26	0	0	26	0	0	0
21-24	61	0	0	61	0	0	0
25-34	147	0	0	147	0	0	0
35-44	93	0	0	93	0	0	0
45-54	21	0	0	21	0	0	0
55-64	7	0	0	7	0	0	0
65-74	2	0	0	2	0	0	0
Race							
White	338	0	0	338	0	0	0
Black	14	0	0	14	0	0	0
Native American	50	0	0	50	0	0	0
Hispanic	8	0	0	8	0	0	0
Two or More Races	28	0	0	28	0	0	0
Presenting Problem/Diagnosis							
Developmental Disorder	2	0	0	2	0	0	0
Mood Disorder	9	0	0	9	0	0	0
Other Non-Psychotic	1	0	0	1	0	0	0
Other Psychotic	3	0	0	3	0	0	0
Social Conditions	421	0	0	421	0	0	0
Unknown/Other	1	0	0	1	0	0	0
Deferred/No Diagnosis	1	0	0	1	0	0	0
County of Residence							
Atoka	1	0	0	1	0	0	0
Carter	5	0	0	5	0	0	0
Cherokee	4	0	0	4	0	0	0
Coal	15	0	0	15	0	0	0
Garvin	116	0	0	116	0	0	0
Grady	3	0	0	3	0	0	0
Hughes	5	0	0	5	0	0	0
Marshall	3	0	0	3	0	0	0
McClain	5	0	0	5	0	0	0
Murray	3	0	0	3	0	0	0
Muskogee	6	0	0	6	0	0	0
Noble	1	0	0	1	0	0	0
Okfuskee	2	0	0	2	0	0	0
Oklahoma	2	0	0	2	0	0	0
Pittsburgh	3	0	0	3	0	0	0
Pontotoc	229	0	0	229	0	0	0
Pottawatomie	11	0	0	11	0	0	0
Pushmataha	2	0	0	2	0	0	0
Seminole	9	0	0	9	0	0	0
Stephens	5	0	0	5	0	0	0

Notes: The same client may be counted in more than one category, e.g., clients can receive services under more than one contract source, in more than one "County of Residence," or may have multiple "Other Indicators." Please see Definition page for other considerations.

Oklahoma Department of Mental Health and Substance Abuse Services

Counts of Admitted Clients Served by Funding Source for Each Agency During FY2000

FAMILY CRISIS CTR, INC.

	Total	Funding Source					
		Mental Health	Substance Abuse	Domestic Violence	Residential Care	Medicaid	Other
Tulsa	1	0	0	1	0	0	0
Washita	1	0	0	1	0	0	0
Out of State/Unknown	6	0	0	6	0	0	0
Other Indicators							
Any Alcohol/Drug Problem	3	0	0	3	0	0	0
Custody of DHS	2	0	0	2	0	0	0
Custody of DOC	1	0	0	1	0	0	0
Homeless	27	0	0	27	0	0	0
Indigent	407	0	0	407	0	0	0
SMI (If ever)	76	0	0	76	0	0	0

Notes: The same client may be counted in more than one category, e.g., clients can receive services under more than one contract source, in more than one "County of Residence," or may have multiple "Other Indicators." Please see Definition page for other considerations.

Oklahoma Department of Mental Health and Substance Abuse Services

Counts of Admitted Clients Served by Funding Source for Each Agency During FY2000

FAMILY RESOURCE CENTER

	Total	Funding Source					
		Mental Health	Substance Abuse	Domestic Violence	Residential Care	Medicaid	Other
Total							
Unduplicated Count	283	0	0	283	0	0	0
Sex							
Female	148	0	0	148	0	0	0
Male	135	0	0	135	0	0	0
Age							
0-04	5	0	0	5	0	0	0
05-17	57	0	0	57	0	0	0
18-20	17	0	0	17	0	0	0
21-24	27	0	0	27	0	0	0
25-34	102	0	0	102	0	0	0
35-44	55	0	0	55	0	0	0
45-54	14	0	0	14	0	0	0
55-64	3	0	0	3	0	0	0
65-74	2	0	0	2	0	0	0
75-84	1	0	0	1	0	0	0
Race							
White	212	0	0	212	0	0	0
Black	20	0	0	20	0	0	0
Native American	45	0	0	45	0	0	0
Hispanic	2	0	0	2	0	0	0
Two or More Races	4	0	0	4	0	0	0
Presenting Problem/Diagnosis							
Social Conditions	282	0	0	282	0	0	0
Substance Related	1	0	0	1	0	0	0
County of Residence							
Choctaw	2	0	0	2	0	0	0
Creek	1	0	0	1	0	0	0
Hughes	17	0	0	17	0	0	0
Lincoln	1	0	0	1	0	0	0
Okfuskee	1	0	0	1	0	0	0
Oklahoma	1	0	0	1	0	0	0
Pontotoc	4	0	0	4	0	0	0
Pottawatomie	8	0	0	8	0	0	0
Seminole	248	0	0	248	0	0	0
Other Indicators							
Any Alcohol/Drug Problem	25	0	0	25	0	0	0
Indigent	261	0	0	261	0	0	0
SMI (If ever)	31	0	0	31	0	0	0

Notes: The same client may be counted in more than one category, e.g., clients can receive services under more than one contract source, in more than one "County of Residence," or may have multiple "Other Indicators." Please see Definition page for other considerations.

Oklahoma Department of Mental Health and Substance Abuse Services

Counts of Admitted Clients Served by Funding Source for Each Agency During FY2000

FAMILY SHELTER

	Total	Funding Source					
		Mental Health	Substance Abuse	Domestic Violence	Residential Care	Medicaid	Other
Total							
Unduplicated Count	161	0	0	161	0	0	0
Sex							
Female	118	0	0	118	0	0	0
Male	43	0	0	43	0	0	0
Age							
0-04	33	0	0	33	0	0	0
05-17	40	0	0	40	0	0	0
18-20	11	0	0	11	0	0	0
21-24	10	0	0	10	0	0	0
25-34	25	0	0	25	0	0	0
35-44	29	0	0	29	0	0	0
45-54	11	0	0	11	0	0	0
55-64	2	0	0	2	0	0	0
Race							
White	120	0	0	120	0	0	0
Black	11	0	0	11	0	0	0
Native American	12	0	0	12	0	0	0
Hispanic	2	0	0	2	0	0	0
Asian	2	0	0	2	0	0	0
Two or More Races	13	0	0	13	0	0	0
Unknown	1	0	0	1	0	0	0
Presenting Problem/Diagnosis							
Social Conditions	160	0	0	160	0	0	0
Deferred/No Diagnosis	1	0	0	1	0	0	0
County of Residence							
Bryan	6	0	0	6	0	0	0
Carter	90	0	0	90	0	0	0
Cherokee	1	0	0	1	0	0	0
Garvin	4	0	0	4	0	0	0
Jefferson	1	0	0	1	0	0	0
Johnston	2	0	0	2	0	0	0
Love	18	0	0	18	0	0	0
Marshall	1	0	0	1	0	0	0
McClain	1	0	0	1	0	0	0
Murray	10	0	0	10	0	0	0
Oklahoma	1	0	0	1	0	0	0
Pontotoc	3	0	0	3	0	0	0
Pottawatomie	1	0	0	1	0	0	0
Stephens	4	0	0	4	0	0	0
Out of State/Unknown	18	0	0	18	0	0	0
Other Indicators							
Any Alcohol/Drug Problem	9	0	0	9	0	0	0
Homeless	50	0	0	50	0	0	0
Indigent	148	0	0	148	0	0	0
SMI (If ever)	15	0	0	15	0	0	0

Notes: The same client may be counted in more than one category, e.g., clients can receive services under more than one contract source, in more than one "County of Residence," or may have multiple "Other Indicators." Please see Definition page for other considerations.

Oklahoma Department of Mental Health and Substance Abuse Services

Counts of Admitted Clients Served by Funding Source for Each Agency During FY2000

GATEWAY TO PREVENTION/RECOVERY

	Total	Funding Source					
		Mental Health	Substance Abuse	Domestic Violence	Residential Care	Medicaid	Other
Total							
Unduplicated Count	171	0	171	0	0	0	0
Sex							
Female	45	0	45	0	0	0	0
Male	126	0	126	0	0	0	0
Age							
05-17	2	0	2	0	0	0	0
18-20	16	0	16	0	0	0	0
21-24	27	0	27	0	0	0	0
25-34	54	0	54	0	0	0	0
35-44	50	0	50	0	0	0	0
45-54	18	0	18	0	0	0	0
55-64	3	0	3	0	0	0	0
65-74	1	0	1	0	0	0	0
Race							
White	125	0	125	0	0	0	0
Black	9	0	9	0	0	0	0
Native American	27	0	27	0	0	0	0
Hispanic	4	0	4	0	0	0	0
Two or More Races	6	0	6	0	0	0	0
Presenting Problem/Diagnosis							
Alcohol Abuse	83	0	83	0	0	0	0
Social Conditions	11	0	11	0	0	0	0
Substance Related	77	0	77	0	0	0	0
County of Residence							
Cleveland	2	0	2	0	0	0	0
Hughes	1	0	1	0	0	0	0
Lincoln	20	0	20	0	0	0	0
Okfuskee	29	0	29	0	0	0	0
Oklahoma	2	0	2	0	0	0	0
Pawnee	2	0	2	0	0	0	0
Pottawatomie	114	0	114	0	0	0	0
Seminole	1	0	1	0	0	0	0
Other Indicators							
Any Alcohol/Drug Problem	162	0	162	0	0	0	0
Custody of OJA	1	0	1	0	0	0	0
Indigent	166	0	166	0	0	0	0
SMI (If ever)	16	0	16	0	0	0	0

Notes: The same client may be counted in more than one category, e.g., clients can receive services under more than one contract source, in more than one "County of Residence," or may have multiple "Other Indicators." Please see Definition page for other considerations.

Oklahoma Department of Mental Health and Substance Abuse Services

Counts of Admitted Clients Served by Funding Source for Each Agency During FY2000

GRAND LAKE M.H.C.

	Total	Funding Source					
		Mental Health	Substance Abuse	Domestic Violence	Residential Care	Medicaid	Other
Total							
Unduplicated Count	1,820	1,227	0	0	0	803	3
Sex							
Female	893	543	0	0	0	465	1
Male	927	684	0	0	0	338	2
Age							
0-04	2	2	0	0	0	0	0
05-17	122	118	0	0	0	5	0
18-20	70	70	0	0	0	5	0
21-24	134	101	0	0	0	47	0
25-34	391	276	0	0	0	173	0
35-44	481	313	0	0	0	234	1
45-54	334	205	0	0	0	166	2
55-64	193	102	0	0	0	114	0
65-74	56	29	0	0	0	30	0
75-84	30	11	0	0	0	22	0
85+	7	0	0	0	0	7	0
Race							
White	1,485	975	0	0	0	684	2
Black	62	35	0	0	0	33	0
Native American	172	129	0	0	0	60	1
Hispanic	17	13	0	0	0	6	0
Asian	2	2	0	0	0	1	0
Two or More Races	82	73	0	0	0	19	0
Presenting Problem/Diagnosis							
Alcohol Abuse	37	36	0	0	0	4	0
Developmental Disorder	60	56	0	0	0	6	0
Mood Disorder	832	607	0	0	0	321	2
Non Alcohol/Drug Related Organic	14	5	0	0	0	11	0
Other Non-Psychotic	166	114	0	0	0	68	0
Other Psychotic	190	125	0	0	0	89	1
Personality Disorder	14	9	0	0	0	9	0
Schizophrenia	457	227	0	0	0	291	0
Social Conditions	4	4	0	0	0	0	0
Substance Related	46	44	0	0	0	4	0
County of Residence							
Adair	2	2	0	0	0	2	0
Bryan	2	2	0	0	0	0	0
Craig	358	191	0	0	0	217	0
Delaware	185	127	0	0	0	82	0
Garvin	1	1	0	0	0	0	0
Mayes	328	221	0	0	0	141	0
Nowata	38	25	0	0	0	15	0
Okfuskee	1	1	0	0	0	0	0
Oklahoma	1	1	0	0	0	0	0
Okmulgee	1	1	0	0	0	0	0
Osage	7	6	0	0	0	2	0
Ottawa	229	179	0	0	0	82	2
Rogers	261	197	0	0	0	81	1
Tulsa	9	9	0	0	0	1	0

Notes: The same client may be counted in more than one category, e.g., clients can receive services under more than one contract source, in more than one "County of Residence," or may have multiple "Other Indicators." Please see Definition page for other considerations.

Oklahoma Department of Mental Health and Substance Abuse Services

Counts of Admitted Clients Served by Funding Source for Each Agency During FY2000

GRAND LAKE M.H.C.

	Total	Funding Source					
		Mental Health	Substance Abuse	Domestic Violence	Residential Care	Medicaid	Other
Wagoner	3	3	0	0	0	0	0
Washington	387	255	0	0	0	178	0
Out of State/Unknown	7	6	0	0	0	2	0
Other Indicators							
Any Alcohol/Drug Problem	477	380	0	0	0	154	1
Custody of DHS	14	12	0	0	0	3	0
Custody of DOC	2	2	0	0	0	0	0
Custody of OJA	6	4	0	0	0	2	0
Deaf and Hearing Impaired	10	4	0	0	0	6	0
Dual Diagnosis	259	203	0	0	0	95	1
Homeless	31	30	0	0	0	4	0
Indigent	1,782	1,190	0	0	0	799	3
SED (6-17)	76	74	0	0	0	2	0
SMI (If ever)	1,526	954	0	0	0	772	3

Notes: The same client may be counted in more than one category, e.g., clients can receive services under more than one contract source, in more than one "County of Residence," or may have multiple "Other Indicators." Please see Definition page for other considerations.

Oklahoma Department of Mental Health and Substance Abuse Services

Counts of Admitted Clients Served by Funding Source for Each Agency During FY2000

GREEN ACRES

	Total	Funding Source					
		Mental Health	Substance Abuse	Domestic Violence	Residential Care	Medicaid	Other
Total							
Unduplicated Count	30	0	0	0	30	0	0
Sex							
Female	9	0	0	0	9	0	0
Male	21	0	0	0	21	0	0
Age							
25-34	6	0	0	0	6	0	0
35-44	5	0	0	0	5	0	0
45-54	10	0	0	0	10	0	0
55-64	5	0	0	0	5	0	0
65-74	3	0	0	0	3	0	0
75-84	1	0	0	0	1	0	0
Race							
White	24	0	0	0	24	0	0
Black	1	0	0	0	1	0	0
Native American	5	0	0	0	5	0	0
Presenting Problem/Diagnosis							
Developmental Disorder	4	0	0	0	4	0	0
Mood Disorder	4	0	0	0	4	0	0
Other Psychotic	4	0	0	0	4	0	0
Social Conditions	18	0	0	0	18	0	0
County of Residence							
Cherokee	25	0	0	0	25	0	0
Delaware	5	0	0	0	5	0	0
Other Indicators							
Indigent	30	0	0	0	30	0	0
SMI (If ever)	30	0	0	0	30	0	0

Notes: The same client may be counted in more than one category, e.g., clients can receive services under more than one contract source, in more than one "County of Residence," or may have multiple "Other Indicators." Please see Definition page for other considerations.

Oklahoma Department of Mental Health and Substance Abuse Services

Counts of Admitted Clients Served by Funding Source for Each Agency During FY2000

GREEN COUNTRY BEHAVIORAL HEALTH SERVICES

	Total	Funding Source					
		Mental Health	Substance Abuse	Domestic Violence	Residential Care	Medicaid	Other
Total							
Unduplicated Count	1,081	769	171	0	35	329	0
Sex							
Female	646	394	171	0	9	206	0
Male	435	375	0	0	26	123	0
Age							
0-04	13	13	0	0	0	0	0
05-17	173	170	3	0	0	1	0
18-20	57	41	13	0	0	4	0
21-24	89	58	20	0	0	21	0
25-34	253	159	63	0	4	79	0
35-44	269	172	61	0	10	100	0
45-54	142	92	11	0	9	77	0
55-64	67	49	0	0	8	38	0
65-74	14	12	0	0	3	8	0
75-84	4	3	0	0	1	1	0
Race							
White	768	564	109	0	27	231	0
Black	176	127	19	0	5	68	0
Native American	74	37	26	0	3	18	0
Hispanic	5	4	1	0	0	1	0
Asian	3	3	0	0	0	1	0
Two or More Races	55	34	16	0	0	10	0
Presenting Problem/Diagnosis							
Alcohol Abuse	21	4	19	0	0	3	0
Developmental Disorder	86	80	0	0	0	13	0
Mood Disorder	393	318	3	0	8	142	0
Non Alcohol/Drug Related Organic	10	7	0	0	0	5	0
Other Non-Psychotic	137	127	0	0	2	20	0
Other Psychotic	69	53	0	0	8	38	0
Personality Disorder	9	6	0	0	0	6	0
Schizophrenia	120	85	0	0	15	79	0
Social Conditions	58	56	0	0	2	10	0
Substance Related	178	33	149	0	0	13	0
County of Residence							
Adair	1	0	1	0	0	0	0
Cherokee	6	5	0	0	0	1	0
Choctaw	1	0	1	0	0	0	0
Cimarron	1	1	0	0	0	0	0
Coal	1	1	0	0	0	0	0
Delaware	1	0	1	0	0	0	0
Haskell	2	1	0	0	0	1	0
Latimer	1	0	0	0	0	1	0
LeFlore	2	0	2	0	0	1	0
Lincoln	1	1	0	0	0	0	0
Marshall	1	0	0	0	0	1	0
Mayes	1	0	0	0	0	1	0
McIntosh	122	88	0	0	1	54	0
Muskogee	865	618	159	0	34	254	0
Nowata	2	1	1	0	0	0	0

Notes: The same client may be counted in more than one category, e.g., clients can receive services under more than one contract source, in more than one "County of Residence," or may have multiple "Other Indicators." Please see Definition page for other considerations.

Oklahoma Department of Mental Health and Substance Abuse Services

Counts of Admitted Clients Served by Funding Source for Each Agency During FY2000

GREEN COUNTRY BEHAVIORAL HEALTH SERVICES

	Total	Funding Source					
		Mental Health	Substance Abuse	Domestic Violence	Residential Care	Medicaid	Other
Pittsburgh	25	20	0	0	0	5	0
Seminole	1	0	1	0	0	0	0
Tulsa	29	29	0	0	0	1	0
Wagoner	15	2	4	0	0	9	0
Woodward	1	1	0	0	0	0	0
Out of State/Unknown	2	1	1	0	0	0	0
Other Indicators							
Any Alcohol/Drug Problem	367	174	171	0	5	85	0
Custody of DHS	55	55	0	0	0	1	0
Custody of DOC	121	10	112	0	1	2	0
Custody of OJA	2	2	0	0	0	0	0
Deaf and Hearing Impaired	3	2	1	0	0	0	0
Dual Diagnosis	110	70	26	0	4	39	0
Homeless	86	51	29	0	0	16	0
Indigent	1,061	750	170	0	35	329	0
SED (6-17)	104	104	0	0	0	0	0
SMI (If ever)	826	560	126	0	35	326	0

Notes: The same client may be counted in more than one category, e.g., clients can receive services under more than one contract source, in more than one "County of Residence," or may have multiple "Other Indicators." Please see Definition page for other considerations.

Oklahoma Department of Mental Health and Substance Abuse Services

Counts of Admitted Clients Served by Funding Source for Each Agency During FY2000

GRIFFIN MEMORIAL HOSPITAL

	Total	Funding Source					
		Mental Health	Substance Abuse	Domestic Violence	Residential Care	Medicaid	Other
Total							
Unduplicated Count	1,942	626	0	0	0	96	1,339
Sex							
Female	838	307	0	0	0	33	550
Male	1,104	319	0	0	0	63	789
Age							
05-17	4	0	0	0	0	3	1
18-20	125	21	0	0	0	88	23
21-24	196	69	0	0	0	2	135
25-34	516	179	0	0	0	0	372
35-44	618	209	0	0	0	0	445
45-54	298	99	0	0	0	0	219
55-64	130	48	0	0	0	0	93
65-74	44	0	0	0	0	3	41
75-84	7	1	0	0	0	0	6
85+	4	0	0	0	0	0	4
Race							
White	1,536	498	0	0	0	79	1,054
Black	248	81	0	0	0	11	175
Native American	97	36	0	0	0	2	64
Hispanic	14	1	0	0	0	1	12
Asian	19	6	0	0	0	0	13
Two or More Races	28	4	0	0	0	3	21
Presenting Problem/Diagnosis							
Alcohol Abuse	153	50	0	0	0	3	103
Developmental Disorder	21	7	0	0	0	1	17
Mood Disorder	711	230	0	0	0	39	483
Non Alcohol/Drug Related Organic	31	11	0	0	0	0	23
Other Non-Psychotic	88	19	0	0	0	9	64
Other Psychotic	511	161	0	0	0	21	362
Schizophrenia	299	112	0	0	0	14	201
Social Conditions	2	0	0	0	0	0	2
Substance Related	114	33	0	0	0	9	75
Unknown/Other	12	3	0	0	0	0	9
County of Residence							
Atoka	2	0	0	0	0	0	2
Beaver	1	0	0	0	0	0	1
Blaine	2	0	0	0	0	0	2
Bryan	43	13	0	0	0	5	27
Caddo	3	0	0	0	0	0	3
Canadian	35	8	0	0	0	3	27
Carter	47	22	0	0	0	4	22
Cherokee	1	0	0	0	0	0	1
Cleveland	503	146	0	0	0	23	369
Comanche	3	1	0	0	0	1	1
Craig	7	0	0	0	0	0	7
Creek	6	1	0	0	0	0	5
Custer	4	0	0	0	0	0	4
Delaware	1	0	0	0	0	0	1
Dewey	1	1	0	0	0	0	0

Notes: The same client may be counted in more than one category, e.g., clients can receive services under more than one contract source, in more than one "County of Residence," or may have multiple "Other Indicators." Please see Definition page for other considerations.

Oklahoma Department of Mental Health and Substance Abuse Services

Counts of Admitted Clients Served by Funding Source for Each Agency During FY2000

GRIFFIN MEMORIAL HOSPITAL

	Funding Source					
	Total	Mental Health	Substance Abuse	Domestic Violence	Residential Care	Medicaid Other
Garfield	8	3	0	0	0	5
Garvin	61	24	0	0	3	36
Grady	9	5	0	0	1	3
Harmon	1	0	0	0	0	1
Hughes	7	4	0	0	0	4
Jackson	3	0	0	0	0	3
Jefferson	2	0	0	0	0	2
Johnston	21	11	0	0	1	13
Kay	5	1	0	0	0	4
Kingfisher	3	2	0	0	1	1
Kiowa	1	0	0	0	0	1
Lincoln	29	10	0	0	2	20
Logan	13	4	0	0	1	9
Love	5	1	0	0	0	4
Marshall	16	8	0	0	1	9
Mayes	2	0	0	0	0	2
McClain	50	20	0	0	0	32
McCurtain	2	1	0	0	0	1
McIntosh	2	1	0	0	0	1
Murray	20	7	0	0	1	13
Muskogee	5	1	0	0	0	4
Noble	2	0	0	0	0	2
Okfuskee	40	14	0	0	2	25
Oklahoma	631	201	0	0	29	443
Okmulgee	6	0	0	0	0	6
Osage	2	0	0	0	0	2
Payne	33	17	0	0	2	17
Pittsburgh	1	0	0	0	0	1
Pontotoc	63	28	0	0	3	33
Pottawatomie	125	33	0	0	5	92
Pushmataha	1	0	0	0	0	1
Seminole	59	26	0	0	5	35
Stephens	3	2	0	0	0	2
Texas	4	0	0	0	0	4
Tulsa	15	0	0	0	0	15
Washington	2	1	0	0	0	1
Washita	1	1	0	0	0	0
Woodward	2	1	0	0	0	1
Out of State/Unknown	28	7	0	0	3	19
Other Indicators						
Any Alcohol/Drug Problem	1,033	347	0	0	52	698
Custody of DHS	2	0	0	0	1	1
Custody of DOC	6	2	0	0	0	5
Custody of OJA	1	1	0	0	0	0
Deaf and Hearing Impaired	18	6	0	0	0	13
Dual Diagnosis	444	160	0	0	20	292
Homeless	283	108	0	0	8	190
Indigent	1,866	612	0	0	95	1,276
SMI (If ever)	1,844	607	0	0	92	1,262

Notes: The same client may be counted in more than one category, e.g., clients can receive services under more than one contract source, in more than one "County of Residence," or may have multiple "Other Indicators." Please see Definition page for other considerations.

Oklahoma Department of Mental Health and Substance Abuse Services

Counts of Admitted Clients Served by Funding Source for Each Agency During FY2000

HAV-TAPINC DBA, THE HARBOR

	Total	Funding Source					
		Mental Health	Substance Abuse	Domestic Violence	Residential Care	Medicaid	Other
Total							
Unduplicated Count	53	0	0	0	53	0	0
Sex							
Female	20	0	0	0	20	0	0
Male	33	0	0	0	33	0	0
Age							
21-24	1	0	0	0	1	0	0
25-34	4	0	0	0	4	0	0
35-44	21	0	0	0	21	0	0
45-54	12	0	0	0	12	0	0
55-64	11	0	0	0	11	0	0
65-74	4	0	0	0	4	0	0
Race							
White	38	0	0	0	38	0	0
Black	14	0	0	0	14	0	0
Two or More Races	1	0	0	0	1	0	0
Presenting Problem/Diagnosis							
Alcohol Abuse	1	0	0	0	1	0	0
Mood Disorder	18	0	0	0	18	0	0
Other Psychotic	29	0	0	0	29	0	0
Social Conditions	1	0	0	0	1	0	0
Unknown/Other	1	0	0	0	1	0	0
Deferred/No Diagnosis	3	0	0	0	3	0	0
County of Residence							
Canadian	4	0	0	0	4	0	0
Cleveland	12	0	0	0	12	0	0
Custer	1	0	0	0	1	0	0
Nowata	1	0	0	0	1	0	0
Oklahoma	35	0	0	0	35	0	0
Other Indicators							
Any Alcohol/Drug Problem	2	0	0	0	2	0	0
Deaf and Hearing Impaired	2	0	0	0	2	0	0
Indigent	53	0	0	0	53	0	0
SMI (If ever)	52	0	0	0	52	0	0

Notes: The same client may be counted in more than one category, e.g., clients can receive services under more than one contract source, in more than one "County of Residence," or may have multiple "Other Indicators." Please see Definition page for other considerations.

Oklahoma Department of Mental Health and Substance Abuse Services

Counts of Admitted Clients Served by Funding Source for Each Agency During FY2000

HELP-IN-CRISIS, INC.

	Total	Funding Source					Other
		Mental Health	Substance Abuse	Domestic Violence	Residential Care	Medicaid	
Total							
Unduplicated Count	355	0	0	344	0	0	37
Sex							
Female	280	0	0	269	0	0	37
Male	75	0	0	75	0	0	0
Age							
0-04	55	0	0	55	0	0	0
05-17	101	0	0	100	0	0	2
18-20	19	0	0	18	0	0	2
21-24	30	0	0	26	0	0	8
25-34	85	0	0	82	0	0	15
35-44	44	0	0	42	0	0	6
45-54	18	0	0	18	0	0	3
55-64	2	0	0	2	0	0	1
65-74	1	0	0	1	0	0	0
Race							
White	150	0	0	146	0	0	17
Black	8	0	0	8	0	0	1
Native American	111	0	0	108	0	0	9
Hispanic	3	0	0	3	0	0	0
Asian	1	0	0	1	0	0	0
Two or More Races	82	0	0	78	0	0	10
Presenting Problem/Diagnosis							
Social Conditions	350	0	0	339	0	0	36
Substance Related	4	0	0	4	0	0	1
Deferred/No Diagnosis	1	0	0	1	0	0	0
County of Residence							
Adair	77	0	0	76	0	0	8
Beckham	1	0	0	1	0	0	0
Cherokee	176	0	0	171	0	0	16
Custer	1	0	0	0	0	0	1
Delaware	2	0	0	2	0	0	0
Ellis	2	0	0	2	0	0	0
Latimer	1	0	0	1	0	0	0
LeFlore	1	0	0	1	0	0	0
Mayes	8	0	0	8	0	0	0
McCurtain	3	0	0	3	0	0	0
Muskogee	6	0	0	6	0	0	0
Oklahoma	3	0	0	3	0	0	0
Rogers	2	0	0	2	0	0	0
Seminole	3	0	0	3	0	0	0
Sequoyah	13	0	0	13	0	0	2
Tillman	1	0	0	1	0	0	0
Tulsa	2	0	0	2	0	0	0
Wagoner	45	0	0	41	0	0	10
Washington	3	0	0	3	0	0	0
Out of State/Unknown	5	0	0	5	0	0	0
Other Indicators							
Any Alcohol/Drug Problem	42	0	0	40	0	0	5
Custody of DHS	3	0	0	3	0	0	0

Notes: The same client may be counted in more than one category, e.g., clients can receive services under more than one contract source, in more than one "County of Residence," or may have multiple "Other Indicators." Please see Definition page for other considerations.

Oklahoma Department of Mental Health and Substance Abuse Services

Counts of Admitted Clients Served by Funding Source for Each Agency During FY2000

HELP-IN-CRISIS, INC.

	Funding Source					
	Total	Mental Health	Substance Abuse	Domestic Violence	Residential Care	Medicaid Other
Homeless	157	0	0	152	0	0 13
Indigent	344	0	0	334	0	0 36
SMI (If ever)	44	0	0	43	0	0 8

Notes: The same client may be counted in more than one category, e.g., clients can receive services under more than one contract source, in more than one "County of Residence," or may have multiple "Other Indicators." Please see Definition page for other considerations.

Oklahoma Department of Mental Health and Substance Abuse Services

Counts of Admitted Clients Served by Funding Source for Each Agency During FY2000

HIGH CEDAR RESIDENTIAL CARE

	Total	Funding Source					
		Mental Health	Substance Abuse	Domestic Violence	Residential Care	Medicaid	Other
Total							
Unduplicated Count	22	0	0	0	22	0	0
Sex							
Female	7	0	0	0	7	0	0
Male	15	0	0	0	15	0	0
Age							
25-34	2	0	0	0	2	0	0
35-44	8	0	0	0	8	0	0
45-54	9	0	0	0	9	0	0
55-64	3	0	0	0	3	0	0
Race							
White	21	0	0	0	21	0	0
Two or More Races	1	0	0	0	1	0	0
Presenting Problem/Diagnosis							
Developmental Disorder	2	0	0	0	2	0	0
Mood Disorder	13	0	0	0	13	0	0
Other Psychotic	4	0	0	0	4	0	0
Social Conditions	3	0	0	0	3	0	0
County of Residence							
Canadian	1	0	0	0	1	0	0
Cleveland	12	0	0	0	12	0	0
Craig	1	0	0	0	1	0	0
Noble	5	0	0	0	5	0	0
Oklahoma	1	0	0	0	1	0	0
Seminole	1	0	0	0	1	0	0
Wagoner	1	0	0	0	1	0	0
Other Indicators							
Any Alcohol/Drug Problem	3	0	0	0	3	0	0
Indigent	21	0	0	0	21	0	0
SMI (If ever)	22	0	0	0	22	0	0

Notes: The same client may be counted in more than one category, e.g., clients can receive services under more than one contract source, in more than one "County of Residence," or may have multiple "Other Indicators." Please see Definition page for other considerations.

Oklahoma Department of Mental Health and Substance Abuse Services

Counts of Admitted Clients Served by Funding Source for Each Agency During FY2000

HOMINY HEALTH SRVCS CTR INC.

	Total	Funding Source					
		Mental Health	Substance Abuse	Domestic Violence	Residential Care	Medicaid	Other
Total							
Unduplicated Count	183	27	171	0	0	0	0
Sex							
Female	98	14	91	0	0	0	0
Male	85	13	80	0	0	0	0
Age							
0-04	1	0	1	0	0	0	0
05-17	80	14	74	0	0	0	0
18-20	22	1	22	0	0	0	0
21-24	9	0	9	0	0	0	0
25-34	24	2	23	0	0	0	0
35-44	21	6	19	0	0	0	0
45-54	19	2	18	0	0	0	0
55-64	6	1	5	0	0	0	0
65-74	1	1	0	0	0	0	0
Race							
White	128	19	120	0	0	0	0
Black	6	2	5	0	0	0	0
Native American	37	3	36	0	0	0	0
Two or More Races	12	3	10	0	0	0	0
Presenting Problem/Diagnosis							
Alcohol Abuse	57	4	57	0	0	0	0
Developmental Disorder	7	3	5	0	0	0	0
Mood Disorder	17	9	13	0	0	0	0
Non Alcohol/Drug Related Organic	1	0	1	0	0	0	0
Other Non-Psychotic	6	3	4	0	0	0	0
Personality Disorder	4	1	3	0	0	0	0
Schizophrenia	2	2	2	0	0	0	0
Social Conditions	39	5	36	0	0	0	0
Substance Related	50	0	50	0	0	0	0
County of Residence							
Creek	5	0	5	0	0	0	0
Osage	112	13	106	0	0	0	0
Ottawa	1	0	1	0	0	0	0
Pawnee	60	14	54	0	0	0	0
Tulsa	5	0	5	0	0	0	0
Other Indicators							
Any Alcohol/Drug Problem	119	4	119	0	0	0	0
Custody of DHS	4	0	4	0	0	0	0
Custody of DOC	1	0	1	0	0	0	0
Dual Diagnosis	8	1	8	0	0	0	0
Homeless	1	0	1	0	0	0	0
Indigent	168	24	157	0	0	0	0
SMI (If ever)	25	5	24	0	0	0	0

Notes: The same client may be counted in more than one category, e.g., clients can receive services under more than one contract source, in more than one "County of Residence," or may have multiple "Other Indicators." Please see Definition page for other considerations.

Oklahoma Department of Mental Health and Substance Abuse Services

Counts of Admitted Clients Served by Funding Source for Each Agency During FY2000

HOPE COMMUNITY SERVICES, INC.

	Total	Funding Source					
		Mental Health	Substance Abuse	Domestic Violence	Residential Care	Medicaid	Other
Total							
Unduplicated Count	1,069	863	0	0	0	406	140
Sex							
Female	635	511	0	0	0	243	74
Male	434	352	0	0	0	163	66
Age							
0-04	1	1	0	0	0	1	0
05-17	103	73	0	0	0	62	34
18-20	25	23	0	0	0	8	3
21-24	47	43	0	0	0	15	3
25-34	229	197	0	0	0	80	15
35-44	295	246	0	0	0	88	35
45-54	228	175	0	0	0	93	29
55-64	103	77	0	0	0	44	17
65-74	27	22	0	0	0	9	3
75-84	9	4	0	0	0	6	1
85+	2	2	0	0	0	0	0
Race							
White	872	707	0	0	0	326	117
Black	126	96	0	0	0	59	17
Native American	33	29	0	0	0	12	3
Hispanic	11	7	0	0	0	5	2
Asian	14	12	0	0	0	2	0
Two or More Races	13	12	0	0	0	2	1
Presenting Problem/Diagnosis							
Developmental Disorder	66	47	0	0	0	38	20
Mood Disorder	424	367	0	0	0	132	41
Non Alcohol/Drug Related Organic	9	7	0	0	0	2	1
Other Non-Psychotic	115	95	0	0	0	39	11
Other Psychotic	182	146	0	0	0	65	22
Personality Disorder	3	2	0	0	0	2	1
Schizophrenia	264	195	0	0	0	124	43
Social Conditions	2	1	0	0	0	2	0
Substance Related	4	3	0	0	0	2	1
County of Residence							
Cleveland	3	3	0	0	0	0	0
Creek	1	0	0	0	0	1	1
Johnston	1	1	0	0	0	1	0
Kingfisher	1	1	0	0	0	0	0
LeFlore	1	1	0	0	0	0	0
Murray	3	2	0	0	0	1	1
Oklahoma	1,058	854	0	0	0	403	138
Pottawatomie	1	1	0	0	0	0	0
Other Indicators							
Any Alcohol/Drug Problem	480	417	0	0	0	158	49
Custody of DHS	14	6	0	0	0	7	8
Custody of DOC	15	15	0	0	0	5	2
Custody of OJA	2	2	0	0	0	0	0
Deaf and Hearing Impaired	7	3	0	0	0	5	2
Dual Diagnosis	209	184	0	0	0	65	18

Notes: The same client may be counted in more than one category, e.g., clients can receive services under more than one contract source, in more than one "County of Residence," or may have multiple "Other Indicators." Please see Definition page for other considerations.

Oklahoma Department of Mental Health and Substance Abuse Services

Counts of Admitted Clients Served by Funding Source for Each Agency During FY2000

HOPE COMMUNITY SERVICES, INC.

	Funding Source						
	Total	Mental Health	Substance Abuse	Domestic Violence	Residential Care	Medicaid	Other
Homeless	40	39	0	0	0	12	8
Indigent	1,058	853	0	0	0	403	136
SED (6-17)	77	57	0	0	0	49	27
SMI (If ever)	935	763	0	0	0	338	107

Notes: The same client may be counted in more than one category, e.g., clients can receive services under more than one contract source, in more than one "County of Residence," or may have multiple "Other Indicators." Please see Definition page for other considerations.

Oklahoma Department of Mental Health and Substance Abuse Services

Counts of Admitted Clients Served by Funding Source for Each Agency During FY2000

HOUSE OF HOPE, INC.

	Total	Funding Source					
		Mental Health	Substance Abuse	Domestic Violence	Residential Care	Medicaid	Other
Total							
Unduplicated Count	188	0	188	0	0	0	0
Sex							
Female	17	0	17	0	0	0	0
Male	171	0	171	0	0	0	0
Age							
05-17	55	0	55	0	0	0	0
18-20	13	0	13	0	0	0	0
21-24	19	0	19	0	0	0	0
25-34	41	0	41	0	0	0	0
35-44	38	0	38	0	0	0	0
45-54	16	0	16	0	0	0	0
55-64	5	0	5	0	0	0	0
65-74	1	0	1	0	0	0	0
Race							
White	161	0	161	0	0	0	0
Black	6	0	6	0	0	0	0
Native American	13	0	13	0	0	0	0
Hispanic	5	0	5	0	0	0	0
Two or More Races	3	0	3	0	0	0	0
Presenting Problem/Diagnosis							
Alcohol Abuse	64	0	64	0	0	0	0
Substance Related	124	0	124	0	0	0	0
County of Residence							
Adair	1	0	1	0	0	0	0
Carter	1	0	1	0	0	0	0
Cherokee	3	0	3	0	0	0	0
Choctaw	1	0	1	0	0	0	0
Cleveland	2	0	2	0	0	0	0
Craig	2	0	2	0	0	0	0
Creek	8	0	8	0	0	0	0
Delaware	42	0	42	0	0	0	0
Ellis	1	0	1	0	0	0	0
Grady	1	0	1	0	0	0	0
Haskell	3	0	3	0	0	0	0
Latimer	2	0	2	0	0	0	0
Mayes	6	0	6	0	0	0	0
McIntosh	1	0	1	0	0	0	0
Murray	1	0	1	0	0	0	0
Muskogee	5	0	5	0	0	0	0
Nowata	3	0	3	0	0	0	0
Oklahoma	2	0	2	0	0	0	0
Ottawa	53	0	53	0	0	0	0
Pawnee	1	0	1	0	0	0	0
Payne	1	0	1	0	0	0	0
Pittsburgh	3	0	3	0	0	0	0
Rogers	4	0	4	0	0	0	0
Tulsa	24	0	24	0	0	0	0
Wagoner	4	0	4	0	0	0	0
Washington	11	0	11	0	0	0	0

Notes: The same client may be counted in more than one category, e.g., clients can receive services under more than one contract source, in more than one "County of Residence," or may have multiple "Other Indicators." Please see Definition page for other considerations.

Oklahoma Department of Mental Health and Substance Abuse Services

Counts of Admitted Clients Served by Funding Source for Each Agency During FY2000

HOUSE OF HOPE, INC.

	Total	Funding Source					
		Mental Health	Substance Abuse	Domestic Violence	Residential Care	Medicaid	Other
Out of State/Unknown	2	0	2	0	0	0	0
Other Indicators							
Any Alcohol/Drug Problem	188	0	188	0	0	0	0
Custody of DOC	15	0	15	0	0	0	0
Custody of OJA	1	0	1	0	0	0	0
Deaf and Hearing Impaired	1	0	1	0	0	0	0
Homeless	11	0	11	0	0	0	0
Indigent	186	0	186	0	0	0	0
SMI (If ever)	26	0	26	0	0	0	0

Notes: The same client may be counted in more than one category, e.g., clients can receive services under more than one contract source, in more than one "County of Residence," or may have multiple "Other Indicators." Please see Definition page for other considerations.

Oklahoma Department of Mental Health and Substance Abuse Services

Counts of Admitted Clients Served by Funding Source for Each Agency During FY2000

INDIAN HEALTH CARE RESOURCE CENTER

		Funding Source						
		Total	Mental Health	Substance Abuse	Domestic Violence	Residential Care	Medicaid Other	
Total	Unduplicated Count	245	0	245	0	0	0	0
Sex	Female	134	0	134	0	0	0	0
	Male	111	0	111	0	0	0	0
Age	05-17	12	0	12	0	0	0	0
	18-20	11	0	11	0	0	0	0
	21-24	40	0	40	0	0	0	0
	25-34	87	0	87	0	0	0	0
	35-44	77	0	77	0	0	0	0
	45-54	17	0	17	0	0	0	0
	55-64	1	0	1	0	0	0	0
Race	White	39	0	39	0	0	0	0
	Black	16	0	16	0	0	0	0
	Native American	127	0	127	0	0	0	0
	Hispanic	1	0	1	0	0	0	0
	Asian	1	0	1	0	0	0	0
	Two or More Races	61	0	61	0	0	0	0
Presenting Problem/Diagnosis	Alcohol Abuse	100	0	100	0	0	0	0
	Mood Disorder	2	0	2	0	0	0	0
	Social Conditions	32	0	32	0	0	0	0
	Substance Related	111	0	111	0	0	0	0
County of Residence	Adair	1	0	1	0	0	0	0
	Creek	1	0	1	0	0	0	0
	Pawnee	1	0	1	0	0	0	0
	Tulsa	242	0	242	0	0	0	0
Other Indicators	Any Alcohol/Drug Problem	213	0	213	0	0	0	0
	Custody of DHS	1	0	1	0	0	0	0
	Custody of DOC	22	0	22	0	0	0	0
	Custody of OJA	3	0	3	0	0	0	0
	Homeless	2	0	2	0	0	0	0
	Indigent	235	0	235	0	0	0	0
	SMI (If ever)	37	0	37	0	0	0	0

Notes: The same client may be counted in more than one category, e.g., clients can receive services under more than one contract source, in more than one "County of Residence," or may have multiple "Other Indicators." Please see Definition page for other considerations.

Oklahoma Department of Mental Health and Substance Abuse Services

Counts of Admitted Clients Served by Funding Source for Each Agency During FY2000

JIM TALIAFERRO CMHC

	Total	Funding Source					
		Mental Health	Substance Abuse	Domestic Violence	Residential Care	Medicaid	Other
Total							
Unduplicated Count	2,929	538	0	0	0	586	2,302
Sex							
Female	1,538	255	0	0	0	363	1,207
Male	1,391	283	0	0	0	223	1,095
Age							
0-04	41	0	0	0	0	19	25
05-17	447	6	0	0	0	157	330
18-20	179	35	0	0	0	21	135
21-24	258	55	0	0	0	31	209
25-34	642	154	0	0	0	93	518
35-44	716	165	0	0	0	110	567
45-54	417	87	0	0	0	100	332
55-64	157	32	0	0	0	38	127
65-74	57	4	0	0	0	13	48
75-84	13	0	0	0	0	3	10
85+	2	0	0	0	0	1	1
Race							
White	2,050	411	0	0	0	371	1,611
Black	540	62	0	0	0	125	438
Native American	192	43	0	0	0	52	136
Hispanic	66	11	0	0	0	15	52
Asian	35	6	0	0	0	6	31
Two or More Races	46	5	0	0	0	17	34
Presenting Problem/Diagnosis							
Alcohol Abuse	352	66	0	0	0	45	286
Developmental Disorder	171	3	0	0	0	55	135
Mood Disorder	892	199	0	0	0	136	701
Non Alcohol/Drug Related Organic	16	2	0	0	0	3	12
Other Non-Psychotic	519	54	0	0	0	121	389
Other Psychotic	289	78	0	0	0	83	230
Personality Disorder	3	1	0	0	0	2	0
Schizophrenia	282	41	0	0	0	100	235
Social Conditions	28	3	0	0	0	3	22
Substance Related	377	91	0	0	0	38	292
County of Residence							
Adair	1	0	0	0	0	0	1
Beckham	2	0	0	0	0	1	1
Bryan	2	0	0	0	0	0	2
Caddo	241	58	0	0	0	78	166
Canadian	2	1	0	0	0	0	1
Carter	1	0	0	0	0	0	1
Cherokee	1	0	0	0	0	0	1
Cleveland	1	0	0	0	0	1	1
Comanche	1,834	290	0	0	0	334	1,510
Cotton	41	15	0	0	0	11	23
Delaware	1	0	0	0	0	1	1
Garvin	1	1	0	0	0	0	1
Grady	59	23	0	0	0	4	39
Greer	10	5	0	0	0	1	7

Notes: The same client may be counted in more than one category, e.g., clients can receive services under more than one contract source, in more than one "County of Residence," or may have multiple "Other Indicators." Please see Definition page for other considerations.

Oklahoma Department of Mental Health and Substance Abuse Services

Counts of Admitted Clients Served by Funding Source for Each Agency During FY2000

JIM TALIAFERRO CMHC

	Funding Source						
	Total	Mental Health	Substance Abuse	Domestic Violence	Residential Care	Medicaid	Other
Harmon	17	3	0	0	0	10	8
Hughes	1	0	0	0	0	0	1
Jackson	235	44	0	0	0	43	192
Jefferson	25	9	0	0	0	6	18
Kiowa	18	5	0	0	0	1	15
Latimer	1	0	0	0	0	1	0
Marshall	1	0	0	0	0	0	1
Mayes	1	0	0	0	0	0	1
McClain	2	0	0	0	0	0	2
McCurtain	1	0	0	0	0	0	1
Muskogee	1	0	0	0	0	0	1
Oklahoma	5	3	0	0	0	0	3
Payne	1	1	0	0	0	0	1
Pittsburgh	1	0	0	0	0	0	1
Seminole	1	0	0	0	0	1	0
Stephens	351	64	0	0	0	77	251
Texas	1	0	0	0	0	0	1
Tillman	54	14	0	0	0	16	36
Tulsa	1	1	0	0	0	0	0
Wagoner	1	0	0	0	0	0	1
Washita	1	0	0	0	0	0	1
Out of State/Unknown	12	1	0	0	0	0	12
Other Indicators							
Any Alcohol/Drug Problem	1,017	225	0	0	0	132	807
Custody of DHS	90	0	0	0	0	72	23
Custody of DOC	26	6	0	0	0	5	17
Custody of OJA	17	0	0	0	0	12	7
Deaf and Hearing Impaired	13	4	0	0	0	1	11
Dual Diagnosis	123	37	0	0	0	29	96
Homeless	37	7	0	0	0	7	27
Indigent	2,709	521	0	0	0	575	2,097
SED (6-17)	250	5	0	0	0	96	172
SMI (If ever)	1,017	239	0	0	0	274	801

Notes: The same client may be counted in more than one category, e.g., clients can receive services under more than one contract source, in more than one "County of Residence," or may have multiple "Other Indicators." Please see Definition page for other considerations.

Oklahoma Department of Mental Health and Substance Abuse Services

Counts of Admitted Clients Served by Funding Source for Each Agency During FY2000

KIAMICHI COUNCIL ON ALCOHOLISM

	Total	Funding Source					
		Mental Health	Substance Abuse	Domestic Violence	Residential Care	Medicaid	Other
Total							
Unduplicated Count	399	0	399	0	0	0	0
Sex							
Female	151	0	151	0	0	0	0
Male	248	0	248	0	0	0	0
Age							
05-17	40	0	40	0	0	0	0
18-20	44	0	44	0	0	0	0
21-24	65	0	65	0	0	0	0
25-34	114	0	114	0	0	0	0
35-44	81	0	81	0	0	0	0
45-54	45	0	45	0	0	0	0
55-64	9	0	9	0	0	0	0
65-74	1	0	1	0	0	0	0
Race							
White	296	0	296	0	0	0	0
Black	35	0	35	0	0	0	0
Native American	58	0	58	0	0	0	0
Hispanic	4	0	4	0	0	0	0
Two or More Races	6	0	6	0	0	0	0
Presenting Problem/Diagnosis							
Alcohol Abuse	163	0	163	0	0	0	0
Social Conditions	11	0	11	0	0	0	0
Substance Related	225	0	225	0	0	0	0
County of Residence							
Atoka	2	0	2	0	0	0	0
Bryan	109	0	109	0	0	0	0
Carter	1	0	1	0	0	0	0
Choctaw	98	0	98	0	0	0	0
Cleveland	1	0	1	0	0	0	0
Johnston	4	0	4	0	0	0	0
Marshall	12	0	12	0	0	0	0
McCurtain	160	0	160	0	0	0	0
Oklahoma	1	0	1	0	0	0	0
Pushmataha	7	0	7	0	0	0	0
Out of State/Unknown	4	0	4	0	0	0	0
Other Indicators							
Any Alcohol/Drug Problem	389	0	389	0	0	0	0
Custody of DHS	8	0	8	0	0	0	0
Custody of DOC	94	0	94	0	0	0	0
Custody of OJA	4	0	4	0	0	0	0
Homeless	2	0	2	0	0	0	0
Indigent	388	0	388	0	0	0	0
SMI (If ever)	29	0	29	0	0	0	0

Notes: The same client may be counted in more than one category, e.g., clients can receive services under more than one contract source, in more than one "County of Residence," or may have multiple "Other Indicators." Please see Definition page for other considerations.

Oklahoma Department of Mental Health and Substance Abuse Services

Counts of Admitted Clients Served by Funding Source for Each Agency During FY2000

LAKE FRANCIS RETIREMENT CENTER

	Total	Funding Source					
		Mental Health	Substance Abuse	Domestic Violence	Residential Care	Medicaid	Other
Total							
Unduplicated Count	42	0	0	0	42	0	0
Sex							
Female	22	0	0	0	22	0	0
Male	20	0	0	0	20	0	0
Age							
25-34	4	0	0	0	4	0	0
35-44	12	0	0	0	12	0	0
45-54	9	0	0	0	9	0	0
55-64	9	0	0	0	9	0	0
65-74	6	0	0	0	6	0	0
75-84	1	0	0	0	1	0	0
85+	1	0	0	0	1	0	0
Race							
White	33	0	0	0	33	0	0
Black	2	0	0	0	2	0	0
Native American	5	0	0	0	5	0	0
Two or More Races	2	0	0	0	2	0	0
Presenting Problem/Diagnosis							
Developmental Disorder	1	0	0	0	1	0	0
Other Psychotic	40	0	0	0	40	0	0
Deferred/No Diagnosis	1	0	0	0	1	0	0
County of Residence							
Adair	41	0	0	0	41	0	0
Cherokee	1	0	0	0	1	0	0
Other Indicators							
Any Alcohol/Drug Problem	1	0	0	0	1	0	0
Custody of DHS	1	0	0	0	1	0	0
Custody of DOC	1	0	0	0	1	0	0
Custody of OJA	1	0	0	0	1	0	0
Indigent	41	0	0	0	41	0	0
SMI (If ever)	42	0	0	0	42	0	0

Notes: The same client may be counted in more than one category, e.g., clients can receive services under more than one contract source, in more than one "County of Residence," or may have multiple "Other Indicators." Please see Definition page for other considerations.

Oklahoma Department of Mental Health and Substance Abuse Services

Counts of Admitted Clients Served by Funding Source for Each Agency During FY2000

LARI'S RES CARE

		Funding Source						
		Total	Mental Health	Substance Abuse	Domestic Violence	Residential Care	Medicaid Other	
Total	Unduplicated Count	31	0	0	0	31	0	0
Sex	Female	10	0	0	0	10	0	0
	Male	21	0	0	0	21	0	0
Age	18-20	1	0	0	0	1	0	0
	21-24	1	0	0	0	1	0	0
	25-34	4	0	0	0	4	0	0
	35-44	9	0	0	0	9	0	0
	45-54	11	0	0	0	11	0	0
	55-64	1	0	0	0	1	0	0
	65-74	2	0	0	0	2	0	0
	75-84	1	0	0	0	1	0	0
	85+	1	0	0	0	1	0	0
Race	White	30	0	0	0	30	0	0
	Black	1	0	0	0	1	0	0
Presenting Problem/Diagnosis	Other Psychotic	31	0	0	0	31	0	0
County of Residence	Mayes	31	0	0	0	31	0	0
Other Indicators	Indigent	31	0	0	0	31	0	0
	SMI (If ever)	31	0	0	0	31	0	0

Notes: The same client may be counted in more than one category, e.g., clients can receive services under more than one contract source, in more than one "County of Residence," or may have multiple "Other Indicators." Please see Definition page for other considerations.

Oklahoma Department of Mental Health and Substance Abuse Services

Counts of Admitted Clients Served by Funding Source for Each Agency During FY2000

LASTSTOP

		Funding Source						
		Total	Mental Health	Substance Abuse	Domestic Violence	Residential Care	Medicaid	Other
Total	Unduplicated Count	264	0	264	0	0	0	0
Sex	Male	264	0	264	0	0	0	0
Age	18-20	2	0	2	0	0	0	0
	21-24	16	0	16	0	0	0	0
	25-34	67	0	67	0	0	0	0
	35-44	118	0	118	0	0	0	0
	45-54	49	0	49	0	0	0	0
	55-64	11	0	11	0	0	0	0
	65-74	1	0	1	0	0	0	0
Race	White	157	0	157	0	0	0	0
	Black	45	0	45	0	0	0	0
	Native American	24	0	24	0	0	0	0
	Hispanic	1	0	1	0	0	0	0
	Asian	1	0	1	0	0	0	0
	Two or More Races	36	0	36	0	0	0	0
Presenting Problem/Diagnosis	Alcohol Abuse	177	0	177	0	0	0	0
	Substance Related	87	0	87	0	0	0	0
County of Residence	Bryan	3	0	3	0	0	0	0
	Caddo	2	0	2	0	0	0	0
	Canadian	1	0	1	0	0	0	0
	Carter	3	0	3	0	0	0	0
	Cimarron	1	0	1	0	0	0	0
	Cleveland	8	0	8	0	0	0	0
	Comanche	4	0	4	0	0	0	0
	Cotton	2	0	2	0	0	0	0
	Craig	1	0	1	0	0	0	0
	Creek	7	0	7	0	0	0	0
	Delaware	6	0	6	0	0	0	0
	Garfield	3	0	3	0	0	0	0
	Garvin	1	0	1	0	0	0	0
	Grady	1	0	1	0	0	0	0
	Hughes	2	0	2	0	0	0	0
	Jackson	1	0	1	0	0	0	0
	Jefferson	2	0	2	0	0	0	0
	Kay	2	0	2	0	0	0	0
	LeFlore	1	0	1	0	0	0	0
	Logan	2	0	2	0	0	0	0
	Mayes	2	0	2	0	0	0	0
	McClain	2	0	2	0	0	0	0
	McIntosh	1	0	1	0	0	0	0
	Muskogee	3	0	3	0	0	0	0
	Oklahoma	28	0	28	0	0	0	0
	Okmulgee	3	0	3	0	0	0	0
	Osage	4	0	4	0	0	0	0

Notes: The same client may be counted in more than one category, e.g., clients can receive services under more than one contract source, in more than one "County of Residence," or may have multiple "Other Indicators." Please see Definition page for other considerations.

Oklahoma Department of Mental Health and Substance Abuse Services

Counts of Admitted Clients Served by Funding Source for Each Agency During FY2000

LASTSTOP

	Funding Source						
	Total	Mental Health	Substance Abuse	Domestic Violence	Residential Care	Medicaid	Other
Ottawa	4	0	4	0	0	0	0
Pawnee	1	0	1	0	0	0	0
Payne	2	0	2	0	0	0	0
Pittsburgh	1	0	1	0	0	0	0
Pottawatomie	3	0	3	0	0	0	0
Rogers	11	0	11	0	0	0	0
Sequoyah	3	0	3	0	0	0	0
Stephens	7	0	7	0	0	0	0
Texas	1	0	1	0	0	0	0
Tulsa	119	0	119	0	0	0	0
Wagoner	2	0	2	0	0	0	0
Washington	6	0	6	0	0	0	0
Washita	2	0	2	0	0	0	0
Woods	1	0	1	0	0	0	0
Out of State/Unknown	5	0	5	0	0	0	0
Other Indicators							
Any Alcohol/Drug Problem	264	0	264	0	0	0	0
Custody of DOC	264	0	264	0	0	0	0
Indigent	163	0	163	0	0	0	0
SMI (If ever)	22	0	22	0	0	0	0

Notes: The same client may be counted in more than one category, e.g., clients can receive services under more than one contract source, in more than one "County of Residence," or may have multiple "Other Indicators." Please see Definition page for other considerations.

Oklahoma Department of Mental Health and Substance Abuse Services

Counts of Admitted Clients Served by Funding Source for Each Agency During FY2000

LEFLORE COUNTY YOUTH & FAMILY SERVICES, INC.

		Funding Source						
		Total	Mental Health	Substance Abuse	Domestic Violence	Residential Care	Medicaid	Other
Total	Unduplicated Count	265	0	265	0	0	0	0
Sex	Female	121	0	121	0	0	0	0
	Male	144	0	144	0	0	0	0
Age	05-17	227	0	227	0	0	0	0
	18-20	37	0	37	0	0	0	0
	25-34	1	0	1	0	0	0	0
Race	White	193	0	193	0	0	0	0
	Black	14	0	14	0	0	0	0
	Native American	49	0	49	0	0	0	0
	Hispanic	1	0	1	0	0	0	0
	Two or More Races	8	0	8	0	0	0	0
Presenting Problem/Diagnosis	Substance Related	265	0	265	0	0	0	0
County of Residence	Craig	24	0	24	0	0	0	0
	Jackson	22	0	22	0	0	0	0
	Latimer	21	0	21	0	0	0	0
	LeFlore	44	0	44	0	0	0	0
	McCurtain	74	0	74	0	0	0	0
	Pittsburgh	24	0	24	0	0	0	0
	Pushmataha	14	0	14	0	0	0	0
	Rogers	7	0	7	0	0	0	0
	Tulsa	13	0	13	0	0	0	0
	Wagoner	22	0	22	0	0	0	0
Other Indicators	Any Alcohol/Drug Problem	265	0	265	0	0	0	0
	Indigent	265	0	265	0	0	0	0
	SMI (If ever)	1	0	1	0	0	0	0

Notes: The same client may be counted in more than one category, e.g., clients can receive services under more than one contract source, in more than one "County of Residence," or may have multiple "Other Indicators." Please see Definition page for other considerations.

Oklahoma Department of Mental Health and Substance Abuse Services

Counts of Admitted Clients Served by Funding Source for Each Agency During FY2000

LIFE IMPROVEMENT CENTER

	Total	Funding Source					
		Mental Health	Substance Abuse	Domestic Violence	Residential Care	Medicaid	Other
Total							
Unduplicated Count	481	0	481	0	0	0	0
Sex							
Female	198	0	198	0	0	0	0
Male	283	0	283	0	0	0	0
Age							
18-20	3	0	3	0	0	0	0
21-24	13	0	13	0	0	0	0
25-34	62	0	62	0	0	0	0
35-44	210	0	210	0	0	0	0
45-54	166	0	166	0	0	0	0
55-64	24	0	24	0	0	0	0
65-74	3	0	3	0	0	0	0
Race							
White	420	0	420	0	0	0	0
Black	17	0	17	0	0	0	0
Native American	25	0	25	0	0	0	0
Hispanic	2	0	2	0	0	0	0
Asian	1	0	1	0	0	0	0
Two or More Races	16	0	16	0	0	0	0
Presenting Problem/Diagnosis							
Social Conditions	1	0	1	0	0	0	0
Substance Related	480	0	480	0	0	0	0
County of Residence							
Adair	2	0	2	0	0	0	0
Canadian	2	0	2	0	0	0	0
Cherokee	3	0	3	0	0	0	0
Cleveland	28	0	28	0	0	0	0
Comanche	2	0	2	0	0	0	0
Creek	1	0	1	0	0	0	0
Delaware	1	0	1	0	0	0	0
Grady	1	0	1	0	0	0	0
Haskell	1	0	1	0	0	0	0
Hughes	2	0	2	0	0	0	0
Kay	1	0	1	0	0	0	0
Logan	1	0	1	0	0	0	0
Mayes	3	0	3	0	0	0	0
McClain	1	0	1	0	0	0	0
Muskogee	1	0	1	0	0	0	0
Nowata	1	0	1	0	0	0	0
Oklahoma	209	0	209	0	0	0	0
Osage	1	0	1	0	0	0	0
Pawnee	1	0	1	0	0	0	0
Pottawatomie	2	0	2	0	0	0	0
Rogers	6	0	6	0	0	0	0
Tulsa	192	0	192	0	0	0	0
Wagoner	12	0	12	0	0	0	0
Washington	1	0	1	0	0	0	0
Washita	1	0	1	0	0	0	0
Woodward	1	0	1	0	0	0	0

Notes: The same client may be counted in more than one category, e.g., clients can receive services under more than one contract source, in more than one "County of Residence," or may have multiple "Other Indicators." Please see Definition page for other considerations.

Oklahoma Department of Mental Health and Substance Abuse Services

Counts of Admitted Clients Served by Funding Source for Each Agency During FY2000

LIFE IMPROVEMENT CENTER

	Total	Funding Source					
		Mental Health	Substance Abuse	Domestic Violence	Residential Care	Medicaid	Other
Out of State/Unknown	4	0	4	0	0	0	0
Other Indicators							
Any Alcohol/Drug Problem	480	0	480	0	0	0	0
Custody of DHS	6	0	6	0	0	0	0
Custody of DOC	2	0	2	0	0	0	0
Deaf and Hearing Impaired	1	0	1	0	0	0	0
Homeless	6	0	6	0	0	0	0
Indigent	401	0	401	0	0	0	0
SMI (If ever)	72	0	72	0	0	0	0

Notes: The same client may be counted in more than one category, e.g., clients can receive services under more than one contract source, in more than one "County of Residence," or may have multiple "Other Indicators." Please see Definition page for other considerations.

Oklahoma Department of Mental Health and Substance Abuse Services

Counts of Admitted Clients Served by Funding Source for Each Agency During FY2000

LOGAN COUNTY YOUTH AND FAMILY SERVICES INC.

	Total	Funding Source					
		Mental Health	Substance Abuse	Domestic Violence	Residential Care	Medicaid	Other
Total							
Unduplicated Count	68	0	68	0	0	0	0
Sex							
Female	24	0	24	0	0	0	0
Male	44	0	44	0	0	0	0
Age							
05-17	12	0	12	0	0	0	0
18-20	8	0	8	0	0	0	0
21-24	6	0	6	0	0	0	0
25-34	19	0	19	0	0	0	0
35-44	18	0	18	0	0	0	0
45-54	3	0	3	0	0	0	0
55-64	1	0	1	0	0	0	0
65-74	1	0	1	0	0	0	0
Race							
White	60	0	60	0	0	0	0
Black	3	0	3	0	0	0	0
Hispanic	4	0	4	0	0	0	0
Two or More Races	1	0	1	0	0	0	0
Presenting Problem/Diagnosis							
Alcohol Abuse	26	0	26	0	0	0	0
Mood Disorder	1	0	1	0	0	0	0
Social Conditions	4	0	4	0	0	0	0
Substance Related	37	0	37	0	0	0	0
County of Residence							
Johnston	1	0	1	0	0	0	0
Logan	63	0	63	0	0	0	0
Oklahoma	4	0	4	0	0	0	0
Other Indicators							
Any Alcohol/Drug Problem	64	0	64	0	0	0	0
Homeless	1	0	1	0	0	0	0
Indigent	66	0	66	0	0	0	0
SMI (If ever)	3	0	3	0	0	0	0

Notes: The same client may be counted in more than one category, e.g., clients can receive services under more than one contract source, in more than one "County of Residence," or may have multiple "Other Indicators." Please see Definition page for other considerations.

Oklahoma Department of Mental Health and Substance Abuse Services

Counts of Admitted Clients Served by Funding Source for Each Agency During FY2000

MENTAL HEALTH SERVICES OF SOUTHERN OKLAHOMA

	Total	Funding Source					
		Mental Health	Substance Abuse	Domestic Violence	Residential Care	Medicaid	Other
Total							
Unduplicated Count	3,500	2,176	485	0	0	1,046	561
Sex							
Female	1,827	1,136	163	0	0	662	251
Male	1,673	1,040	322	0	0	384	310
Age							
0-04	54	19	0	0	0	1	43
05-17	559	247	5	0	0	19	430
18-20	152	105	34	0	0	7	42
21-24	229	173	46	0	0	53	5
25-34	619	407	127	0	0	220	9
35-44	888	586	179	0	0	326	15
45-54	581	387	75	0	0	220	10
55-64	272	168	16	0	0	121	7
65-74	101	59	3	0	0	51	0
75-84	40	24	0	0	0	24	0
85+	5	1	0	0	0	4	0
Race							
White	2,910	1,857	377	0	0	857	456
Black	218	104	33	0	0	91	33
Native American	251	135	49	0	0	77	42
Hispanic	31	21	9	0	0	3	5
Asian	7	4	0	0	0	3	3
Two or More Races	79	55	13	0	0	15	22
Unknown	4	0	4	0	0	0	0
Presenting Problem/Diagnosis							
Alcohol Abuse	206	101	155	0	0	28	3
Developmental Disorder	242	96	1	0	0	18	170
Mood Disorder	1,296	938	84	0	0	410	124
Non Alcohol/Drug Related Organic	48	26	1	0	0	29	2
Other Non-Psychotic	707	428	22	0	0	189	206
Other Psychotic	343	250	26	0	0	151	13
Personality Disorder	14	12	0	0	0	4	1
Schizophrenia	292	154	8	0	0	176	7
Social Conditions	114	77	6	0	0	22	30
Substance Related	234	94	178	0	0	19	5
Deferred/No Diagnosis	4	0	4	0	0	0	0
County of Residence							
Adair	3	3	1	0	0	0	0
Atoka	4	3	0	0	0	1	1
Beckham	1	1	0	0	0	0	1
Blaine	1	1	0	0	0	0	0
Bryan	622	388	48	0	0	165	170
Caddo	2	1	2	0	0	0	0
Carter	493	332	82	0	0	129	59
Choctaw	8	2	5	0	0	1	0
Cleveland	4	1	2	0	0	0	1
Coal	18	11	1	0	0	4	3
Comanche	2	0	2	0	0	0	0
Ellis	1	1	0	0	0	0	0

Notes: The same client may be counted in more than one category, e.g., clients can receive services under more than one contract source, in more than one "County of Residence," or may have multiple "Other Indicators." Please see Definition page for other considerations.

Oklahoma Department of Mental Health and Substance Abuse Services

Counts of Admitted Clients Served by Funding Source for Each Agency During FY2000

MENTAL HEALTH SERVICES OF SOUTHERN OKLAHOMA

	Funding Source						
	Total	Mental Health	Substance Abuse	Domestic Violence	Residential Care	Medicaid	Other
Garfield	1	1	0	0	0	0	0
Garvin	372	268	52	0	0	106	61
Grady	2	0	1	0	0	1	0
Grant	1	1	0	0	0	0	0
Haskell	1	1	0	0	0	0	0
Hughes	10	2	3	0	0	5	0
Jefferson	14	5	8	0	0	1	1
Johnston	273	175	18	0	0	67	59
Kay	1	0	1	0	0	0	0
Kiowa	1	0	1	0	0	0	0
Lincoln	1	0	0	0	0	1	0
Love	78	52	13	0	0	17	15
Marshall	232	147	26	0	0	73	46
McClain	9	3	7	0	0	1	1
McCurtain	2	0	2	0	0	0	0
McIntosh	1	1	0	0	0	0	1
Murray	231	170	32	0	0	66	18
Noble	1	1	0	0	0	0	0
Oklahoma	9	2	7	0	0	0	0
Okmulgee	1	1	0	0	0	0	0
Payne	1	1	1	0	0	0	0
Pittsburgh	1	0	1	0	0	0	0
Pontotoc	636	403	90	0	0	201	83
Pottawatomie	6	3	2	0	0	1	0
Pushmataha	3	1	1	0	0	0	1
Roger Mills	2	1	0	0	0	0	1
Seminole	394	181	30	0	0	206	39
Stephens	37	0	37	0	0	0	0
Tulsa	1	1	0	0	0	0	0
Out of State/Unknown	19	11	9	0	0	0	0
Other Indicators							
Any Alcohol/Drug Problem	1,064	664	470	0	0	243	59
Custody of DHS	22	6	0	0	0	0	21
Custody of DOC	10	9	2	0	0	1	2
Custody of OJA	5	3	0	0	0	1	3
Deaf and Hearing Impaired	8	4	1	0	0	4	1
Dual Diagnosis	201	150	59	0	0	72	7
Homeless	61	45	22	0	0	10	1
Indigent	3,422	2,121	469	0	0	1,039	547
SED (6-17)	127	63	1	0	0	5	98
SMI (If ever)	1,990	1,322	205	0	0	866	63

Notes: The same client may be counted in more than one category, e.g., clients can receive services under more than one contract source, in more than one "County of Residence," or may have multiple "Other Indicators." Please see Definition page for other considerations.

Oklahoma Department of Mental Health and Substance Abuse Services

Counts of Admitted Clients Served by Funding Source for Each Agency During FY2000

METRO TULSA SUBSTANCE ABUSE SERVICES

	Total	Funding Source					
		Mental Health	Substance Abuse	Domestic Violence	Residential Care	Medicaid	Other
Total							
Unduplicated Count	1,348	0	1,348	0	0	0	0
Sex							
Female	401	0	401	0	0	0	0
Male	947	0	947	0	0	0	0
Age							
05-17	82	0	82	0	0	0	0
18-20	118	0	118	0	0	0	0
21-24	118	0	118	0	0	0	0
25-34	423	0	423	0	0	0	0
35-44	427	0	427	0	0	0	0
45-54	153	0	153	0	0	0	0
55-64	24	0	24	0	0	0	0
65-74	3	0	3	0	0	0	0
Race							
White	737	0	737	0	0	0	0
Black	457	0	457	0	0	0	0
Native American	119	0	119	0	0	0	0
Hispanic	28	0	28	0	0	0	0
Asian	2	0	2	0	0	0	0
Two or More Races	5	0	5	0	0	0	0
Presenting Problem/Diagnosis							
Alcohol Abuse	349	0	349	0	0	0	0
Developmental Disorder	1	0	1	0	0	0	0
Social Conditions	12	0	12	0	0	0	0
Substance Related	986	0	986	0	0	0	0
County of Residence							
Adair	8	0	8	0	0	0	0
Atoka	1	0	1	0	0	0	0
Carter	1	0	1	0	0	0	0
Cherokee	12	0	12	0	0	0	0
Choctaw	2	0	2	0	0	0	0
Craig	6	0	6	0	0	0	0
Creek	24	0	24	0	0	0	0
Custer	1	0	1	0	0	0	0
Delaware	4	0	4	0	0	0	0
Dewey	2	0	2	0	0	0	0
Haskell	1	0	1	0	0	0	0
Hughes	2	0	2	0	0	0	0
Johnston	1	0	1	0	0	0	0
Kay	2	0	2	0	0	0	0
Kiowa	1	0	1	0	0	0	0
Latimer	1	0	1	0	0	0	0
LeFlore	4	0	4	0	0	0	0
Lincoln	2	0	2	0	0	0	0
Logan	3	0	3	0	0	0	0
Mayes	12	0	12	0	0	0	0
McCurtain	2	0	2	0	0	0	0
McIntosh	3	0	3	0	0	0	0
Muskogee	41	0	41	0	0	0	0

Notes: The same client may be counted in more than one category, e.g., clients can receive services under more than one contract source, in more than one "County of Residence," or may have multiple "Other Indicators." Please see Definition page for other considerations.

Oklahoma Department of Mental Health and Substance Abuse Services

Counts of Admitted Clients Served by Funding Source for Each Agency During FY2000

METRO TULSA SUBSTANCE ABUSE SERVICES

	Funding Source					
	Total	Mental Health	Substance Abuse	Domestic Violence	Residential Care	Medicaid Other
Nowata	3	0	3	0	0	0
Oklahoma	4	0	4	0	0	0
Okmulgee	20	0	20	0	0	0
Osage	7	0	7	0	0	0
Ottawa	9	0	9	0	0	0
Pawnee	2	0	2	0	0	0
Payne	2	0	2	0	0	0
Pittsburgh	8	0	8	0	0	0
Pontotoc	1	0	1	0	0	0
Pushmataha	1	0	1	0	0	0
Rogers	13	0	13	0	0	0
Sequoyah	9	0	9	0	0	0
Texas	1	0	1	0	0	0
Tulsa	1,099	0	1,099	0	0	0
Wagoner	19	0	19	0	0	0
Washington	11	0	11	0	0	0
Washita	1	0	1	0	0	0
Out of State/Unknown	2	0	2	0	0	0
Other Indicators						
Any Alcohol/Drug Problem	1,341	0	1,341	0	0	0
Custody of DHS	3	0	3	0	0	0
Custody of DOC	94	0	94	0	0	0
Custody of OJA	33	0	33	0	0	0
Homeless	146	0	146	0	0	0
Indigent	1,243	0	1,243	0	0	0
SMI (If ever)	268	0	268	0	0	0

Notes: The same client may be counted in more than one category, e.g., clients can receive services under more than one contract source, in more than one "County of Residence," or may have multiple "Other Indicators." Please see Definition page for other considerations.

Oklahoma Department of Mental Health and Substance Abuse Services

Counts of Admitted Clients Served by Funding Source for Each Agency During FY2000

MILLER COZY HOME, INC.

	Total	Funding Source					
		Mental Health	Substance Abuse	Domestic Violence	Residential Care	Medicaid	Other
Total							
Unduplicated Count	70	0	0	0	70	0	0
Sex							
Female	27	0	0	0	27	0	0
Male	43	0	0	0	43	0	0
Age							
18-20	1	0	0	0	1	0	0
21-24	2	0	0	0	2	0	0
25-34	10	0	0	0	10	0	0
35-44	14	0	0	0	14	0	0
45-54	21	0	0	0	21	0	0
55-64	14	0	0	0	14	0	0
65-74	4	0	0	0	4	0	0
75-84	4	0	0	0	4	0	0
Race							
White	59	0	0	0	59	0	0
Black	4	0	0	0	4	0	0
Native American	5	0	0	0	5	0	0
Hispanic	1	0	0	0	1	0	0
Two or More Races	1	0	0	0	1	0	0
Presenting Problem/Diagnosis							
Developmental Disorder	3	0	0	0	3	0	0
Mood Disorder	24	0	0	0	24	0	0
Other Psychotic	24	0	0	0	24	0	0
Social Conditions	10	0	0	0	10	0	0
Unknown/Other	1	0	0	0	1	0	0
Deferred/No Diagnosis	8	0	0	0	8	0	0
County of Residence							
Cherokee	1	0	0	0	1	0	0
Craig	56	0	0	0	56	0	0
LeFlore	1	0	0	0	1	0	0
Mayes	2	0	0	0	2	0	0
Muskogee	1	0	0	0	1	0	0
Osage	1	0	0	0	1	0	0
Ottawa	4	0	0	0	4	0	0
Tulsa	3	0	0	0	3	0	0
Washington	1	0	0	0	1	0	0
Other Indicators							
Any Alcohol/Drug Problem	12	0	0	0	12	0	0
Homeless	2	0	0	0	2	0	0
Indigent	69	0	0	0	69	0	0
SMI (If ever)	70	0	0	0	70	0	0

Notes: The same client may be counted in more than one category, e.g., clients can receive services under more than one contract source, in more than one "County of Residence," or may have multiple "Other Indicators." Please see Definition page for other considerations.

Oklahoma Department of Mental Health and Substance Abuse Services

Counts of Admitted Clients Served by Funding Source for Each Agency During FY2000

MONARCH, INC.

		Funding Source						
		Total	Mental Health	Substance Abuse	Domestic Violence	Residential Care	Medicaid	Other
Total	Unduplicated Count	317	0	317	0	0	0	0
Sex	Female	261	0	261	0	0	0	0
	Male	56	0	56	0	0	0	0
Age	0-04	46	0	46	0	0	0	0
	05-17	5	0	5	0	0	0	0
	18-20	23	0	23	0	0	0	0
	21-24	42	0	42	0	0	0	0
	25-34	100	0	100	0	0	0	0
	35-44	83	0	83	0	0	0	0
	45-54	17	0	17	0	0	0	0
	55-64	1	0	1	0	0	0	0
Race	White	205	0	205	0	0	0	0
	Black	43	0	43	0	0	0	0
	Native American	58	0	58	0	0	0	0
	Hispanic	2	0	2	0	0	0	0
	Two or More Races	9	0	9	0	0	0	0
Presenting Problem/Diagnosis	Alcohol Abuse	39	0	39	0	0	0	0
	Social Conditions	48	0	48	0	0	0	0
	Substance Related	230	0	230	0	0	0	0
County of Residence	Adair	2	0	2	0	0	0	0
	Atoka	2	0	2	0	0	0	0
	Beckham	2	0	2	0	0	0	0
	Bryan	5	0	5	0	0	0	0
	Caddo	4	0	4	0	0	0	0
	Canadian	1	0	1	0	0	0	0
	Carter	2	0	2	0	0	0	0
	Cherokee	12	0	12	0	0	0	0
	Choctaw	2	0	2	0	0	0	0
	Cleveland	1	0	1	0	0	0	0
	Coal	2	0	2	0	0	0	0
	Comanche	7	0	7	0	0	0	0
	Cotton	1	0	1	0	0	0	0
	Craig	1	0	1	0	0	0	0
	Creek	2	0	2	0	0	0	0
	Delaware	2	0	2	0	0	0	0
	Dewey	1	0	1	0	0	0	0
	Garfield	1	0	1	0	0	0	0
	Garvin	1	0	1	0	0	0	0
	Haskell	4	0	4	0	0	0	0
	Jackson	2	0	2	0	0	0	0
	Kay	2	0	2	0	0	0	0
	Latimer	1	0	1	0	0	0	0
	LeFlore	3	0	3	0	0	0	0
	Lincoln	2	0	2	0	0	0	0

Notes: The same client may be counted in more than one category, e.g., clients can receive services under more than one contract source, in more than one "County of Residence," or may have multiple "Other Indicators." Please see Definition page for other considerations.

Oklahoma Department of Mental Health and Substance Abuse Services

Counts of Admitted Clients Served by Funding Source for Each Agency During FY2000

MONARCH, INC.

	Funding Source						
	Total	Mental Health	Substance Abuse	Domestic Violence	Residential Care	Medicaid	Other
Marshall	2	0	2	0	0	0	0
Mayes	7	0	7	0	0	0	0
McCurtain	20	0	20	0	0	0	0
McIntosh	3	0	3	0	0	0	0
Murray	2	0	2	0	0	0	0
Muskogee	95	0	95	0	0	0	0
Noble	1	0	1	0	0	0	0
Nowata	3	0	3	0	0	0	0
Okfuskee	2	0	2	0	0	0	0
Oklahoma	16	0	16	0	0	0	0
Okmulgee	4	0	4	0	0	0	0
Osage	2	0	2	0	0	0	0
Ottawa	1	0	1	0	0	0	0
Payne	4	0	4	0	0	0	0
Pittsburgh	4	0	4	0	0	0	0
Pontotoc	3	0	3	0	0	0	0
Pottawatomie	8	0	8	0	0	0	0
Rogers	7	0	7	0	0	0	0
Sequoyah	6	0	6	0	0	0	0
Stephens	2	0	2	0	0	0	0
Tillman	3	0	3	0	0	0	0
Tulsa	31	0	31	0	0	0	0
Wagoner	16	0	16	0	0	0	0
Washington	7	0	7	0	0	0	0
Woods	3	0	3	0	0	0	0
Other Indicators							
Any Alcohol/Drug Problem	269	0	269	0	0	0	0
Custody of DHS	13	0	13	0	0	0	0
Custody of DOC	5	0	5	0	0	0	0
Homeless	15	0	15	0	0	0	0
Indigent	314	0	314	0	0	0	0
SMI (If ever)	90	0	90	0	0	0	0

Notes: The same client may be counted in more than one category, e.g., clients can receive services under more than one contract source, in more than one "County of Residence," or may have multiple "Other Indicators." Please see Definition page for other considerations.

Oklahoma Department of Mental Health and Substance Abuse Services

Counts of Admitted Clients Served by Funding Source for Each Agency During FY2000

MOORE ALCOHOL AND DRUG CENTER

		Funding Source						
		Total	Mental Health	Substance Abuse	Domestic Violence	Residential Care	Medicaid	Other
Total	Unduplicated Count	206	0	206	0	0	0	0
Sex	Female	111	0	111	0	0	0	0
	Male	95	0	95	0	0	0	0
Age	05-17	80	0	80	0	0	0	0
	18-20	14	0	14	0	0	0	0
	21-24	12	0	12	0	0	0	0
	25-34	41	0	41	0	0	0	0
	35-44	36	0	36	0	0	0	0
	45-54	17	0	17	0	0	0	0
	55-64	6	0	6	0	0	0	0
Race	White	181	0	181	0	0	0	0
	Black	5	0	5	0	0	0	0
	Native American	11	0	11	0	0	0	0
	Hispanic	2	0	2	0	0	0	0
	Asian	5	0	5	0	0	0	0
	Two or More Races	2	0	2	0	0	0	0
Presenting Problem/Diagnosis	Alcohol Abuse	32	0	32	0	0	0	0
	Social Conditions	89	0	89	0	0	0	0
	Substance Related	85	0	85	0	0	0	0
County of Residence	Cleveland	138	0	138	0	0	0	0
	Grady	1	0	1	0	0	0	0
	Oklahoma	66	0	66	0	0	0	0
	Payne	1	0	1	0	0	0	0
Other Indicators	Any Alcohol/Drug Problem	117	0	117	0	0	0	0
	Indigent	192	0	192	0	0	0	0
	SMI (If ever)	19	0	19	0	0	0	0

Notes: The same client may be counted in more than one category, e.g., clients can receive services under more than one contract source, in more than one "County of Residence," or may have multiple "Other Indicators." Please see Definition page for other considerations.

Oklahoma Department of Mental Health and Substance Abuse Services

Counts of Admitted Clients Served by Funding Source for Each Agency During FY2000

MUSKOGEE CO COUNCIL YTH SV

		Funding Source						
		Total	Mental Health	Substance Abuse	Domestic Violence	Residential Care	Medicaid	Other
Total	Unduplicated Count	25	0	25	0	0	0	0
Sex	Female	12	0	12	0	0	0	0
	Male	13	0	13	0	0	0	0
Age	05-17	7	0	7	0	0	0	0
	18-20	2	0	2	0	0	0	0
	21-24	5	0	5	0	0	0	0
	25-34	9	0	9	0	0	0	0
	35-44	2	0	2	0	0	0	0
Race	White	17	0	17	0	0	0	0
	Black	2	0	2	0	0	0	0
	Native American	4	0	4	0	0	0	0
	Two or More Races	2	0	2	0	0	0	0
Presenting Problem/Diagnosis	Alcohol Abuse	4	0	4	0	0	0	0
	Substance Related	21	0	21	0	0	0	0
County of Residence	Muskogee	24	0	24	0	0	0	0
	Wagoner	1	0	1	0	0	0	0
Other Indicators	Any Alcohol/Drug Problem	25	0	25	0	0	0	0
	Custody of OJA	2	0	2	0	0	0	0
	Homeless	1	0	1	0	0	0	0
	Indigent	21	0	21	0	0	0	0
	SMI (If ever)	1	0	1	0	0	0	0

Notes: The same client may be counted in more than one category, e.g., clients can receive services under more than one contract source, in more than one "County of Residence," or may have multiple "Other Indicators." Please see Definition page for other considerations.

Oklahoma Department of Mental Health and Substance Abuse Services

Counts of Admitted Clients Served by Funding Source for Each Agency During FY2000

MUSKOGEE INTERVENTION PROGRAM

		Funding Source						
		Total	Mental Health	Substance Abuse	Domestic Violence	Residential Care	Medicaid	Other
Total	Unduplicated Count	15	0	15	0	0	0	0
Sex	Male	15	0	15	0	0	0	0
Age	18-20	1	0	1	0	0	0	0
	21-24	4	0	4	0	0	0	0
	25-34	7	0	7	0	0	0	0
	35-44	2	0	2	0	0	0	0
	45-54	1	0	1	0	0	0	0
Race	White	8	0	8	0	0	0	0
	Black	5	0	5	0	0	0	0
	Native American	1	0	1	0	0	0	0
	Two or More Races	1	0	1	0	0	0	0
Presenting Problem/Diagnosis	Alcohol Abuse	3	0	3	0	0	0	0
	Substance Related	12	0	12	0	0	0	0
County of Residence	Cherokee	1	0	1	0	0	0	0
	Muskogee	11	0	11	0	0	0	0
	Sequoyah	1	0	1	0	0	0	0
	Tulsa	1	0	1	0	0	0	0
	Washington	1	0	1	0	0	0	0
Other Indicators	Any Alcohol/Drug Problem	15	0	15	0	0	0	0
	Custody of DOC	15	0	15	0	0	0	0
	Indigent	15	0	15	0	0	0	0
	SMI (If ever)	3	0	3	0	0	0	0

Notes: The same client may be counted in more than one category, e.g., clients can receive services under more than one contract source, in more than one "County of Residence," or may have multiple "Other Indicators." Please see Definition page for other considerations.

Oklahoma Department of Mental Health and Substance Abuse Services

Counts of Admitted Clients Served by Funding Source for Each Agency During FY2000

N.E. OK COUNCIL ON ALCOHOLISM

	Total	Funding Source					
		Mental Health	Substance Abuse	Domestic Violence	Residential Care	Medicaid	Other
Total							
Unduplicated Count	376	0	376	0	0	0	0
Sex							
Female	116	0	116	0	0	0	0
Male	260	0	260	0	0	0	0
Age							
05-17	9	0	9	0	0	0	0
18-20	21	0	21	0	0	0	0
21-24	54	0	54	0	0	0	0
25-34	129	0	129	0	0	0	0
35-44	116	0	116	0	0	0	0
45-54	38	0	38	0	0	0	0
55-64	6	0	6	0	0	0	0
65-74	3	0	3	0	0	0	0
Race							
White	259	0	259	0	0	0	0
Black	6	0	6	0	0	0	0
Native American	106	0	106	0	0	0	0
Hispanic	4	0	4	0	0	0	0
Asian	1	0	1	0	0	0	0
Presenting Problem/Diagnosis							
Alcohol Abuse	159	0	159	0	0	0	0
Social Conditions	5	0	5	0	0	0	0
Substance Related	212	0	212	0	0	0	0
County of Residence							
Canadian	1	0	1	0	0	0	0
Cherokee	1	0	1	0	0	0	0
Cotton	1	0	1	0	0	0	0
Craig	39	0	39	0	0	0	0
Delaware	73	0	73	0	0	0	0
Lincoln	1	0	1	0	0	0	0
Marshall	1	0	1	0	0	0	0
Mayes	146	0	146	0	0	0	0
McCurtain	18	0	18	0	0	0	0
Ottawa	76	0	76	0	0	0	0
Pittsburgh	2	0	2	0	0	0	0
Rogers	1	0	1	0	0	0	0
Seminole	1	0	1	0	0	0	0
Tulsa	9	0	9	0	0	0	0
Wagoner	2	0	2	0	0	0	0
Washington	3	0	3	0	0	0	0
Out of State/Unknown	1	0	1	0	0	0	0
Other Indicators							
Any Alcohol/Drug Problem	371	0	371	0	0	0	0
Custody of DOC	31	0	31	0	0	0	0
Custody of OJA	4	0	4	0	0	0	0
Homeless	6	0	6	0	0	0	0
Indigent	369	0	369	0	0	0	0
SMI (If ever)	66	0	66	0	0	0	0

Notes: The same client may be counted in more than one category, e.g., clients can receive services under more than one contract source, in more than one "County of Residence," or may have multiple "Other Indicators." Please see Definition page for other considerations.

Oklahoma Department of Mental Health and Substance Abuse Services

Counts of Admitted Clients Served by Funding Source for Each Agency During FY2000

N.W. DOMESTIC CRISIS SERVICES

	Total	Funding Source					
		Mental Health	Substance Abuse	Domestic Violence	Residential Care	Medicaid	Other
Total							
Unduplicated Count	318	0	0	318	0	0	0
Sex							
Female	250	0	0	250	0	0	0
Male	68	0	0	68	0	0	0
Age							
0-04	47	0	0	47	0	0	0
05-17	78	0	0	78	0	0	0
18-20	16	0	0	16	0	0	0
21-24	35	0	0	35	0	0	0
25-34	62	0	0	62	0	0	0
35-44	49	0	0	49	0	0	0
45-54	24	0	0	24	0	0	0
55-64	6	0	0	6	0	0	0
65-74	1	0	0	1	0	0	0
Race							
White	218	0	0	218	0	0	0
Black	9	0	0	9	0	0	0
Native American	26	0	0	26	0	0	0
Hispanic	34	0	0	34	0	0	0
Two or More Races	31	0	0	31	0	0	0
Presenting Problem/Diagnosis							
Social Conditions	318	0	0	318	0	0	0
County of Residence							
Adair	1	0	0	1	0	0	0
Alfalfa	4	0	0	4	0	0	0
Beaver	3	0	0	3	0	0	0
Blaine	8	0	0	8	0	0	0
Canadian	9	0	0	9	0	0	0
Cherokee	5	0	0	5	0	0	0
Cimarron	2	0	0	2	0	0	0
Comanche	1	0	0	1	0	0	0
Creek	1	0	0	1	0	0	0
Dewey	7	0	0	7	0	0	0
Ellis	2	0	0	2	0	0	0
Garfield	1	0	0	1	0	0	0
Harper	6	0	0	6	0	0	0
Major	1	0	0	1	0	0	0
Oklahoma	4	0	0	4	0	0	0
Okmulgee	3	0	0	3	0	0	0
Roger Mills	2	0	0	2	0	0	0
Texas	111	0	0	111	0	0	0
Woods	30	0	0	30	0	0	0
Woodward	103	0	0	103	0	0	0
Out of State/Unknown	14	0	0	14	0	0	0
Other Indicators							
Any Alcohol/Drug Problem	2	0	0	2	0	0	0
Custody of DOC	1	0	0	1	0	0	0
Custody of OJA	1	0	0	1	0	0	0
Homeless	8	0	0	8	0	0	0

Notes: The same client may be counted in more than one category, e.g., clients can receive services under more than one contract source, in more than one "County of Residence," or may have multiple "Other Indicators." Please see Definition page for other considerations.

Oklahoma Department of Mental Health and Substance Abuse Services

Counts of Admitted Clients Served by Funding Source for Each Agency During FY2000

N.W. DOMESTIC CRISIS SERVICES

	Total	Funding Source					
		Mental Health	Substance Abuse	Domestic Violence	Residential Care	Medicaid	Other
Indigent	294	0	0	294	0	0	0
SMI (If ever)	24	0	0	24	0	0	0

Notes: The same client may be counted in more than one category, e.g., clients can receive services under more than one contract source, in more than one "County of Residence," or may have multiple "Other Indicators." Please see Definition page for other considerations.

Oklahoma Department of Mental Health and Substance Abuse Services

Counts of Admitted Clients Served by Funding Source for Each Agency During FY2000

NAIC CENTER OF OKLAHOMA ALCOHOL & DRUG SERVICES, INC.

	Total	Funding Source					
		Mental Health	Substance Abuse	Domestic Violence	Residential Care	Medicaid	Other
Total							
Unduplicated Count	537	0	537	0	0	0	0
Sex							
Female	231	0	231	0	0	0	0
Male	306	0	306	0	0	0	0
Age							
05-17	81	0	81	0	0	0	0
18-20	54	0	54	0	0	0	0
21-24	85	0	85	0	0	0	0
25-34	136	0	136	0	0	0	0
35-44	129	0	129	0	0	0	0
45-54	41	0	41	0	0	0	0
55-64	11	0	11	0	0	0	0
Race							
White	448	0	448	0	0	0	0
Black	35	0	35	0	0	0	0
Native American	25	0	25	0	0	0	0
Hispanic	4	0	4	0	0	0	0
Asian	1	0	1	0	0	0	0
Two or More Races	24	0	24	0	0	0	0
Presenting Problem/Diagnosis							
Alcohol Abuse	89	0	89	0	0	0	0
Social Conditions	66	0	66	0	0	0	0
Substance Related	382	0	382	0	0	0	0
County of Residence							
Cherokee	1	0	1	0	0	0	0
Cleveland	484	0	484	0	0	0	0
Cotton	1	0	1	0	0	0	0
Creek	1	0	1	0	0	0	0
Grady	1	0	1	0	0	0	0
Hughes	1	0	1	0	0	0	0
McClain	9	0	9	0	0	0	0
Oklahoma	32	0	32	0	0	0	0
Ottawa	1	0	1	0	0	0	0
Payne	1	0	1	0	0	0	0
Pontotoc	1	0	1	0	0	0	0
Pottawatomie	2	0	2	0	0	0	0
Roger Mills	1	0	1	0	0	0	0
Seminole	1	0	1	0	0	0	0
Other Indicators							
Any Alcohol/Drug Problem	473	0	473	0	0	0	0
Custody of DHS	9	0	9	0	0	0	0
Custody of DOC	5	0	5	0	0	0	0
Custody of OJA	1	0	1	0	0	0	0
Homeless	5	0	5	0	0	0	0
Indigent	511	0	511	0	0	0	0
SMI (If ever)	59	0	59	0	0	0	0

Notes: The same client may be counted in more than one category, e.g., clients can receive services under more than one contract source, in more than one "County of Residence," or may have multiple "Other Indicators." Please see Definition page for other considerations.

Oklahoma Department of Mental Health and Substance Abuse Services

Counts of Admitted Clients Served by Funding Source for Each Agency During FY2000

NATIVE AMERICAN CENTER OF RECOVERY

		Funding Source						
		Total	Mental Health	Substance Abuse	Domestic Violence	Residential Care	Medicaid	Other
Total	Unduplicated Count	36	0	36	0	0	0	0
Sex	Female	12	0	12	0	0	0	0
	Male	24	0	24	0	0	0	0
Age	18-20	2	0	2	0	0	0	0
	21-24	4	0	4	0	0	0	0
	25-34	15	0	15	0	0	0	0
	35-44	10	0	10	0	0	0	0
	45-54	3	0	3	0	0	0	0
	55-64	2	0	2	0	0	0	0
Race	White	31	0	31	0	0	0	0
	Black	1	0	1	0	0	0	0
	Native American	3	0	3	0	0	0	0
	Hispanic	1	0	1	0	0	0	0
Presenting Problem/Diagnosis	Alcohol Abuse	21	0	21	0	0	0	0
	Substance Related	15	0	15	0	0	0	0
County of Residence	Pottawatomie	36	0	36	0	0	0	0
Other Indicators	Any Alcohol/Drug Problem	36	0	36	0	0	0	0
	Custody of DHS	1	0	1	0	0	0	0
	Custody of DOC	1	0	1	0	0	0	0
	Indigent	34	0	34	0	0	0	0
	SMI (If ever)	6	0	6	0	0	0	0

Notes: The same client may be counted in more than one category, e.g., clients can receive services under more than one contract source, in more than one "County of Residence," or may have multiple "Other Indicators." Please see Definition page for other considerations.

Oklahoma Department of Mental Health and Substance Abuse Services

Counts of Admitted Clients Served by Funding Source for Each Agency During FY2000

NEW DIRECTIONS, INC.

	Total	Funding Source					
		Mental Health	Substance Abuse	Domestic Violence	Residential Care	Medicaid	Other
Total							
Unduplicated Count	409	0	0	409	0	0	0
Sex							
Female	336	0	0	336	0	0	0
Male	73	0	0	73	0	0	0
Age							
0-04	83	0	0	83	0	0	0
05-17	85	0	0	85	0	0	0
18-20	26	0	0	26	0	0	0
21-24	28	0	0	28	0	0	0
25-34	76	0	0	76	0	0	0
35-44	68	0	0	68	0	0	0
45-54	32	0	0	32	0	0	0
55-64	6	0	0	6	0	0	0
65-74	4	0	0	4	0	0	0
75-84	1	0	0	1	0	0	0
Race							
White	192	0	0	192	0	0	0
Black	115	0	0	115	0	0	0
Native American	49	0	0	49	0	0	0
Hispanic	43	0	0	43	0	0	0
Asian	4	0	0	4	0	0	0
Two or More Races	6	0	0	6	0	0	0
Presenting Problem/Diagnosis							
Alcohol Abuse	1	0	0	1	0	0	0
Developmental Disorder	2	0	0	2	0	0	0
Mood Disorder	1	0	0	1	0	0	0
Social Conditions	401	0	0	401	0	0	0
Substance Related	1	0	0	1	0	0	0
Deferred/No Diagnosis	3	0	0	3	0	0	0
County of Residence							
Beckham	1	0	0	1	0	0	0
Caddo	19	0	0	19	0	0	0
Carter	1	0	0	1	0	0	0
Comanche	302	0	0	302	0	0	0
Cotton	1	0	0	1	0	0	0
Grady	4	0	0	4	0	0	0
Jackson	3	0	0	3	0	0	0
Jefferson	4	0	0	4	0	0	0
Kiowa	5	0	0	5	0	0	0
Lincoln	1	0	0	1	0	0	0
McClain	1	0	0	1	0	0	0
Muskogee	4	0	0	4	0	0	0
Oklahoma	19	0	0	19	0	0	0
Payne	1	0	0	1	0	0	0
Stephens	3	0	0	3	0	0	0
Tillman	1	0	0	1	0	0	0
Out of State/Unknown	39	0	0	39	0	0	0
Other Indicators							
Any Alcohol/Drug Problem	45	0	0	45	0	0	0

Notes: The same client may be counted in more than one category, e.g., clients can receive services under more than one contract source, in more than one "County of Residence," or may have multiple "Other Indicators." Please see Definition page for other considerations.

Oklahoma Department of Mental Health and Substance Abuse Services

Counts of Admitted Clients Served by Funding Source for Each Agency During FY2000

NEW DIRECTIONS, INC.

	Funding Source					
	Total	Mental Health	Substance Abuse	Domestic Violence	Residential Care	Medicaid Other
Custody of DOC	1	0	0	1	0	0
Homeless	2	0	0	2	0	0
Indigent	361	0	0	361	0	0
SMI (If ever)	24	0	0	24	0	0

Notes: The same client may be counted in more than one category, e.g., clients can receive services under more than one contract source, in more than one "County of Residence," or may have multiple "Other Indicators." Please see Definition page for other considerations.

Oklahoma Department of Mental Health and Substance Abuse Services

Counts of Admitted Clients Served by Funding Source for Each Agency During FY2000

NEW HOPE OF MANGUM

	Total	Funding Source					
		Mental Health	Substance Abuse	Domestic Violence	Residential Care	Medicaid	Other
Total							
Unduplicated Count	485	0	485	0	0	0	0
Sex							
Female	114	0	114	0	0	0	0
Male	371	0	371	0	0	0	0
Age							
05-17	15	0	15	0	0	0	0
18-20	43	0	43	0	0	0	0
21-24	59	0	59	0	0	0	0
25-34	148	0	148	0	0	0	0
35-44	174	0	174	0	0	0	0
45-54	35	0	35	0	0	0	0
55-64	11	0	11	0	0	0	0
Race							
White	346	0	346	0	0	0	0
Black	73	0	73	0	0	0	0
Native American	27	0	27	0	0	0	0
Hispanic	23	0	23	0	0	0	0
Asian	1	0	1	0	0	0	0
Two or More Races	15	0	15	0	0	0	0
Presenting Problem/Diagnosis							
Alcohol Abuse	104	0	104	0	0	0	0
Social Conditions	2	0	2	0	0	0	0
Substance Related	379	0	379	0	0	0	0
County of Residence							
Beaver	1	0	1	0	0	0	0
Beckham	106	0	106	0	0	0	0
Blaine	3	0	3	0	0	0	0
Caddo	9	0	9	0	0	0	0
Canadian	4	0	4	0	0	0	0
Carter	7	0	7	0	0	0	0
Cherokee	2	0	2	0	0	0	0
Choctaw	2	0	2	0	0	0	0
Cleveland	6	0	6	0	0	0	0
Coal	1	0	1	0	0	0	0
Comanche	69	0	69	0	0	0	0
Cotton	6	0	6	0	0	0	0
Creek	2	0	2	0	0	0	0
Custer	12	0	12	0	0	0	0
Garfield	1	0	1	0	0	0	0
Grady	4	0	4	0	0	0	0
Greer	42	0	42	0	0	0	0
Harmon	6	0	6	0	0	0	0
Harper	1	0	1	0	0	0	0
Jackson	58	0	58	0	0	0	0
Jefferson	5	0	5	0	0	0	0
Johnston	1	0	1	0	0	0	0
Kay	1	0	1	0	0	0	0
Kiowa	21	0	21	0	0	0	0
Love	1	0	1	0	0	0	0

Notes: The same client may be counted in more than one category, e.g., clients can receive services under more than one contract source, in more than one "County of Residence," or may have multiple "Other Indicators." Please see Definition page for other considerations.

Oklahoma Department of Mental Health and Substance Abuse Services

Counts of Admitted Clients Served by Funding Source for Each Agency During FY2000

NEW HOPE OF MANGUM

	Funding Source						
	Total	Mental Health	Substance Abuse	Domestic Violence	Residential Care	Medicaid	Other
Marshall	1	0	1	0	0	0	0
McClain	1	0	1	0	0	0	0
Muskogee	1	0	1	0	0	0	0
Oklahoma	18	0	18	0	0	0	0
Okmulgee	1	0	1	0	0	0	0
Pushmataha	1	0	1	0	0	0	0
Roger Mills	3	0	3	0	0	0	0
Seminole	1	0	1	0	0	0	0
Stephens	22	0	22	0	0	0	0
Texas	1	0	1	0	0	0	0
Tillman	27	0	27	0	0	0	0
Tulsa	3	0	3	0	0	0	0
Washita	31	0	31	0	0	0	0
Woodward	1	0	1	0	0	0	0
Out of State/Unknown	2	0	2	0	0	0	0
Other Indicators							
Any Alcohol/Drug Problem	483	0	483	0	0	0	0
Custody of DOC	123	0	123	0	0	0	0
Deaf and Hearing Impaired	2	0	2	0	0	0	0
Homeless	15	0	15	0	0	0	0
Indigent	469	0	469	0	0	0	0
SMI (If ever)	46	0	46	0	0	0	0

Notes: The same client may be counted in more than one category, e.g., clients can receive services under more than one contract source, in more than one "County of Residence," or may have multiple "Other Indicators." Please see Definition page for other considerations.

Oklahoma Department of Mental Health and Substance Abuse Services

Counts of Admitted Clients Served by Funding Source for Each Agency During FY2000

NORMAN ALCOHOL AND DRUG TREATMENT CENTER

	Total	Funding Source					Other
		Mental Health	Substance Abuse	Domestic Violence	Residential Care	Medicaid	
Total							
Unduplicated Count	727	0	663	0	0	0	82
Sex							
Female	224	0	205	0	0	0	26
Male	503	0	458	0	0	0	56
Age							
05-17	2	0	1	0	0	0	1
18-20	52	0	49	0	0	0	3
21-24	81	0	74	0	0	0	8
25-34	241	0	223	0	0	0	23
35-44	257	0	234	0	0	0	31
45-54	80	0	71	0	0	0	13
55-64	10	0	8	0	0	0	2
65-74	4	0	3	0	0	0	1
Race							
White	533	0	486	0	0	0	61
Black	114	0	104	0	0	0	13
Native American	67	0	61	0	0	0	6
Hispanic	6	0	5	0	0	0	1
Asian	2	0	2	0	0	0	0
Two or More Races	5	0	5	0	0	0	1
Presenting Problem/Diagnosis							
Alcohol Abuse	131	0	117	0	0	0	17
Developmental Disorder	2	0	2	0	0	0	0
Mood Disorder	1	0	1	0	0	0	0
Other Psychotic	1	0	1	0	0	0	0
Substance Related	592	0	542	0	0	0	65
County of Residence							
Adair	1	0	1	0	0	0	1
Atoka	1	0	1	0	0	0	0
Beckham	4	0	4	0	0	0	0
Blaine	2	0	2	0	0	0	0
Bryan	3	0	2	0	0	0	1
Caddo	8	0	8	0	0	0	0
Canadian	21	0	17	0	0	0	5
Carter	14	0	12	0	0	0	2
Choctaw	2	0	2	0	0	0	0
Cleveland	154	0	148	0	0	0	11
Coal	1	0	1	0	0	0	0
Comanche	13	0	10	0	0	0	3
Cotton	1	0	1	0	0	0	0
Creek	3	0	3	0	0	0	0
Custer	5	0	4	0	0	0	1
Garfield	5	0	5	0	0	0	0
Garvin	10	0	10	0	0	0	0
Grady	19	0	18	0	0	0	2
Hughes	1	0	1	0	0	0	0
Jackson	4	0	4	0	0	0	0
Jefferson	2	0	2	0	0	0	0
Johnston	3	0	3	0	0	0	0

Notes: The same client may be counted in more than one category, e.g., clients can receive services under more than one contract source, in more than one "County of Residence," or may have multiple "Other Indicators." Please see Definition page for other considerations.

Oklahoma Department of Mental Health and Substance Abuse Services

Counts of Admitted Clients Served by Funding Source for Each Agency During FY2000

NORMAN ALCOHOL AND DRUG TREATMENT CENTER

	Funding Source					
	Total	Mental Health	Substance Abuse	Domestic Violence	Residential Care	Medicaid Other
Kay	7	0	6	0	0	1
Kingfisher	1	0	1	0	0	0
Kiowa	2	0	2	0	0	0
Latimer	1	0	1	0	0	0
Lincoln	9	0	7	0	0	2
Logan	9	0	8	0	0	2
Love	1	0	1	0	0	0
Marshall	1	0	1	0	0	0
McClain	16	0	15	0	0	1
McCurtain	1	0	1	0	0	0
Murray	3	0	3	0	0	0
Muskogee	2	0	2	0	0	0
Okfuskee	1	0	1	0	0	0
Oklahoma	258	0	238	0	0	27
Okmulgee	3	0	3	0	0	0
Osage	32	0	28	0	0	4
Pawnee	2	0	1	0	0	1
Payne	8	0	6	0	0	2
Pittsburgh	3	0	2	0	0	1
Pontotoc	8	0	6	0	0	3
Pottawatomie	28	0	23	0	0	6
Roger Mills	1	0	1	0	0	0
Rogers	2	0	2	0	0	0
Seminole	8	0	8	0	0	0
Stephens	23	0	19	0	0	4
Tillman	7	0	7	0	0	0
Tulsa	6	0	4	0	0	2
Washington	5	0	5	0	0	0
Washita	2	0	2	0	0	0
Other Indicators						
Any Alcohol/Drug Problem	727	0	663	0	0	82
Custody of DOC	1	0	1	0	0	0
Deaf and Hearing Impaired	1	0	0	0	0	1
Dual Diagnosis	78	0	72	0	0	7
Homeless	108	0	103	0	0	6
Indigent	691	0	647	0	0	59
SMI (If ever)	220	0	206	0	0	19

Notes: The same client may be counted in more than one category, e.g., clients can receive services under more than one contract source, in more than one "County of Residence," or may have multiple "Other Indicators." Please see Definition page for other considerations.

Oklahoma Department of Mental Health and Substance Abuse Services

Counts of Admitted Clients Served by Funding Source for Each Agency During FY2000

NORTH CARE CENTER

	Total	Funding Source					
		Mental Health	Substance Abuse	Domestic Violence	Residential Care	Medicaid	Other
Total							
Unduplicated Count	1,242	899	117	0	0	394	0
Sex							
Female	718	498	55	0	0	251	0
Male	524	401	62	0	0	143	0
Age							
0-04	29	29	0	0	0	0	0
05-17	151	151	0	0	0	0	0
18-20	32	30	4	0	0	1	0
21-24	76	65	8	0	0	12	0
25-34	260	205	39	0	0	68	0
35-44	313	220	33	0	0	112	0
45-54	211	137	24	0	0	85	0
55-64	110	53	9	0	0	65	0
65-74	39	6	0	0	0	33	0
75-84	17	3	0	0	0	14	0
85+	4	0	0	0	0	4	0
Race							
White	917	667	96	0	0	283	0
Black	221	149	12	0	0	87	0
Native American	31	28	3	0	0	4	0
Hispanic	17	12	2	0	0	3	0
Asian	17	11	2	0	0	8	0
Two or More Races	39	32	2	0	0	9	0
Presenting Problem/Diagnosis							
Alcohol Abuse	13	10	4	0	0	2	0
Developmental Disorder	49	47	1	0	0	1	0
Mood Disorder	629	486	77	0	0	164	0
Non Alcohol/Drug Related Organic	14	4	0	0	0	10	0
Other Non-Psychotic	191	167	9	0	0	28	0
Other Psychotic	103	58	4	0	0	57	0
Personality Disorder	6	6	1	0	0	1	0
Schizophrenia	194	83	7	0	0	128	0
Social Conditions	16	15	1	0	0	0	0
Substance Related	27	23	13	0	0	3	0
County of Residence							
Beckham	1	1	0	0	0	0	0
Canadian	32	1	1	0	0	31	0
Choctaw	2	2	0	0	0	0	0
Custer	1	1	0	0	0	0	0
Kingfisher	2	0	0	0	0	2	0
Oklahoma	1,203	893	116	0	0	361	0
Ottawa	1	1	0	0	0	0	0
Other Indicators							
Any Alcohol/Drug Problem	442	371	100	0	0	87	0
Custody of DHS	20	18	0	0	0	2	0
Custody of DOC	9	7	1	0	0	4	0
Custody of OJA	1	0	0	0	0	1	0
Deaf and Hearing Impaired	10	2	0	0	0	8	0
Dual Diagnosis	120	96	27	0	0	29	0

Notes: The same client may be counted in more than one category, e.g., clients can receive services under more than one contract source, in more than one "County of Residence," or may have multiple "Other Indicators." Please see Definition page for other considerations.

Oklahoma Department of Mental Health and Substance Abuse Services

Counts of Admitted Clients Served by Funding Source for Each Agency During FY2000

NORTH CARE CENTER

	Funding Source						
	Total	Mental Health	Substance Abuse	Domestic Violence	Residential Care	Medicaid	Other
Homeless	11	7	0	0	0	5	0
Indigent	1,203	861	116	0	0	393	0
SED (6-17)	74	74	0	0	0	0	0
SMI (If ever)	987	677	101	0	0	364	0

Notes: The same client may be counted in more than one category, e.g., clients can receive services under more than one contract source, in more than one "County of Residence," or may have multiple "Other Indicators." Please see Definition page for other considerations.

Oklahoma Department of Mental Health and Substance Abuse Services

Counts of Admitted Clients Served by Funding Source for Each Agency During FY2000

NORTH FORK RESIDENTIAL CARE

	Total	Funding Source					
		Mental Health	Substance Abuse	Domestic Violence	Residential Care	Medicaid	Other
Total							
Unduplicated Count	67	0	0	0	67	0	0
Sex							
Female	28	0	0	0	28	0	0
Male	39	0	0	0	39	0	0
Age							
18-20	4	0	0	0	4	0	0
21-24	2	0	0	0	2	0	0
25-34	18	0	0	0	18	0	0
35-44	26	0	0	0	26	0	0
45-54	14	0	0	0	14	0	0
55-64	3	0	0	0	3	0	0
Race							
White	51	0	0	0	51	0	0
Black	10	0	0	0	10	0	0
Native American	4	0	0	0	4	0	0
Hispanic	2	0	0	0	2	0	0
Presenting Problem/Diagnosis							
Developmental Disorder	66	0	0	0	66	0	0
Deferred/No Diagnosis	1	0	0	0	1	0	0
County of Residence							
Adair	1	0	0	0	1	0	0
Choctaw	1	0	0	0	1	0	0
Cleveland	1	0	0	0	1	0	0
Craig	1	0	0	0	1	0	0
LeFlore	1	0	0	0	1	0	0
Major	1	0	0	0	1	0	0
McCurtain	1	0	0	0	1	0	0
McIntosh	48	0	0	0	48	0	0
Murray	4	0	0	0	4	0	0
Muskogee	1	0	0	0	1	0	0
Okmulgee	7	0	0	0	7	0	0
Other Indicators							
Custody of DOC	2	0	0	0	2	0	0
Indigent	67	0	0	0	67	0	0
SMI (If ever)	66	0	0	0	66	0	0

Notes: The same client may be counted in more than one category, e.g., clients can receive services under more than one contract source, in more than one "County of Residence," or may have multiple "Other Indicators." Please see Definition page for other considerations.

Oklahoma Department of Mental Health and Substance Abuse Services

Counts of Admitted Clients Served by Funding Source for Each Agency During FY2000

NW SUBSTANCE TREATMENT CENTER

	Total	Funding Source					
		Mental Health	Substance Abuse	Domestic Violence	Residential Care	Medicaid	Other
Total							
Unduplicated Count	127	0	127	0	0	0	0
Sex							
Female	84	0	84	0	0	0	0
Male	43	0	43	0	0	0	0
Age							
0-04	40	0	40	0	0	0	0
05-17	39	0	39	0	0	0	0
18-20	6	0	6	0	0	0	0
21-24	7	0	7	0	0	0	0
25-34	27	0	27	0	0	0	0
35-44	7	0	7	0	0	0	0
55-64	1	0	1	0	0	0	0
Race							
White	62	0	62	0	0	0	0
Black	45	0	45	0	0	0	0
Native American	8	0	8	0	0	0	0
Hispanic	4	0	4	0	0	0	0
Two or More Races	7	0	7	0	0	0	0
Unknown	1	0	1	0	0	0	0
Presenting Problem/Diagnosis							
Alcohol Abuse	4	0	4	0	0	0	0
Social Conditions	79	0	79	0	0	0	0
Substance Related	43	0	43	0	0	0	0
Deferred/No Diagnosis	1	0	1	0	0	0	0
County of Residence							
Beaver	2	0	2	0	0	0	0
Beckham	4	0	4	0	0	0	0
Blaine	2	0	2	0	0	0	0
Bryan	1	0	1	0	0	0	0
Carter	9	0	9	0	0	0	0
Cherokee	4	0	4	0	0	0	0
Ellis	2	0	2	0	0	0	0
Garfield	7	0	7	0	0	0	0
Grady	3	0	3	0	0	0	0
Hughes	2	0	2	0	0	0	0
Jackson	1	0	1	0	0	0	0
Kiowa	3	0	3	0	0	0	0
Oklahoma	53	0	53	0	0	0	0
Osage	11	0	11	0	0	0	0
Sequoyah	2	0	2	0	0	0	0
Texas	2	0	2	0	0	0	0
Tulsa	7	0	7	0	0	0	0
Washington	2	0	2	0	0	0	0
Woods	3	0	3	0	0	0	0
Woodward	6	0	6	0	0	0	0
Out of State/Unknown	1	0	1	0	0	0	0
Other Indicators							
Any Alcohol/Drug Problem	47	0	47	0	0	0	0
Custody of DHS	24	0	24	0	0	0	0

Notes: The same client may be counted in more than one category, e.g., clients can receive services under more than one contract source, in more than one "County of Residence," or may have multiple "Other Indicators." Please see Definition page for other considerations.

Oklahoma Department of Mental Health and Substance Abuse Services

Counts of Admitted Clients Served by Funding Source for Each Agency During FY2000

NW SUBSTANCE TREATMENT CENTER

	Funding Source					
	Total	Mental Health	Substance Abuse	Domestic Violence	Residential Care	Medicaid Other
Custody of DOC	1	0	1	0	0	0
Homeless	38	0	38	0	0	0
Indigent	126	0	126	0	0	0
SMI (If ever)	8	0	8	0	0	0

Notes: The same client may be counted in more than one category, e.g., clients can receive services under more than one contract source, in more than one "County of Residence," or may have multiple "Other Indicators." Please see Definition page for other considerations.

Oklahoma Department of Mental Health and Substance Abuse Services

Counts of Admitted Clients Served by Funding Source for Each Agency During FY2000

OK COUNTY CRISIS INTERVENTION CENTER

	Total	Funding Source					
		Mental Health	Substance Abuse	Domestic Violence	Residential Care	Medicaid	Other
Total							
Unduplicated Count	2,183	2,174	0	0	0	30	128
Sex							
Female	917	913	0	0	0	15	47
Male	1,266	1,261	0	0	0	15	81
Age							
05-17	5	5	0	0	0	0	0
18-20	140	139	0	0	0	0	8
21-24	219	219	0	0	0	3	11
25-34	635	633	0	0	0	8	36
35-44	722	720	0	0	0	12	40
45-54	324	321	0	0	0	4	25
55-64	129	128	0	0	0	3	8
65-74	8	8	0	0	0	0	0
75-84	1	1	0	0	0	0	0
Race							
White	1,556	1,549	0	0	0	22	87
Black	383	381	0	0	0	5	28
Native American	131	131	0	0	0	3	10
Hispanic	43	43	0	0	0	0	2
Asian	27	27	0	0	0	0	0
Two or More Races	43	43	0	0	0	0	1
Presenting Problem/Diagnosis							
Alcohol Abuse	411	409	0	0	0	2	14
Developmental Disorder	4	4	0	0	0	0	0
Mood Disorder	672	670	0	0	0	7	45
Non Alcohol/Drug Related Organic	32	32	0	0	0	0	0
Other Non-Psychotic	144	143	0	0	0	4	5
Other Psychotic	362	361	0	0	0	3	28
Schizophrenia	217	217	0	0	0	10	24
Substance Related	335	333	0	0	0	4	11
Deferred/No Diagnosis	6	5	0	0	0	0	1
County of Residence							
Adair	1	1	0	0	0	0	0
Beckham	2	2	0	0	0	0	0
Blaine	6	6	0	0	0	0	0
Bryan	2	2	0	0	0	0	0
Caddo	7	7	0	0	0	0	0
Canadian	89	88	0	0	0	0	4
Carter	1	1	0	0	0	1	0
Choctaw	1	1	0	0	0	0	0
Cleveland	35	35	0	0	0	0	2
Coal	1	1	0	0	0	0	0
Comanche	3	3	0	0	0	0	0
Creek	2	2	0	0	0	0	0
Custer	2	2	0	0	0	0	0
Garfield	7	7	0	0	0	0	0
Garvin	1	1	0	0	0	0	0
Grady	16	16	0	0	0	0	0
Grant	1	1	0	0	0	0	0

Notes: The same client may be counted in more than one category, e.g., clients can receive services under more than one contract source, in more than one "County of Residence," or may have multiple "Other Indicators." Please see Definition page for other considerations.

Oklahoma Department of Mental Health and Substance Abuse Services

Counts of Admitted Clients Served by Funding Source for Each Agency During FY2000

OK COUNTY CRISIS INTERVENTION CENTER

	Funding Source						
	Total	Mental Health	Substance Abuse	Domestic Violence	Residential Care	Medicaid	Other
Haskell	1	1	0	0	0	0	0
Hughes	3	3	0	0	0	0	1
Jackson	2	2	0	0	0	0	0
Jefferson	1	1	0	0	0	0	0
Kay	2	2	0	0	0	0	0
Kingfisher	9	9	0	0	0	0	0
Kiowa	1	0	0	0	0	1	0
LeFlore	2	2	0	0	0	0	0
Lincoln	37	37	0	0	0	0	1
Logan	56	56	0	0	0	1	0
Major	1	1	0	0	0	0	0
Marshall	1	1	0	0	0	0	0
McClain	3	3	0	0	0	0	0
McCurtain	1	1	0	0	0	0	0
Murray	2	2	0	0	0	0	0
Noble	2	2	0	0	0	0	0
Okfuskee	6	6	0	0	0	0	0
Oklahoma	1,669	1,664	0	0	0	24	116
Okmulgee	1	1	0	0	0	0	0
Osage	2	2	0	0	0	0	0
Pawnee	1	1	0	0	0	0	0
Payne	46	46	0	0	0	0	0
Pittsburgh	2	2	0	0	0	0	0
Pontotoc	4	4	0	0	0	0	0
Pottawatomie	98	96	0	0	0	3	4
Roger Mills	1	1	0	0	0	0	0
Seminole	7	7	0	0	0	0	0
Stephens	4	4	0	0	0	0	0
Tulsa	7	7	0	0	0	0	0
Washington	1	1	0	0	0	0	0
Washita	1	1	0	0	0	0	0
Woods	1	1	0	0	0	0	0
Woodward	1	1	0	0	0	0	0
Out of State/Unknown	30	30	0	0	0	0	0
Other Indicators							
Any Alcohol/Drug Problem	1,357	1,351	0	0	0	12	75
Custody of DHS	1	1	0	0	0	0	0
Custody of DOC	24	23	0	0	0	0	2
Deaf and Hearing Impaired	7	7	0	0	0	0	0
Dual Diagnosis	320	319	0	0	0	5	31
Homeless	440	439	0	0	0	3	26
Indigent	2,082	2,075	0	0	0	30	122
SMI (If ever)	1,630	1,624	0	0	0	29	109

Notes: The same client may be counted in more than one category, e.g., clients can receive services under more than one contract source, in more than one "County of Residence," or may have multiple "Other Indicators." Please see Definition page for other considerations.

Oklahoma Department of Mental Health and Substance Abuse Services

Counts of Admitted Clients Served by Funding Source for Each Agency During FY2000

OKLAHOMA YOUTH CENTER

	Total	Funding Source					
		Mental Health	Substance Abuse	Domestic Violence	Residential Care	Medicaid	Other
Total							
Unduplicated Count	293	17	0	0	0	150	141
Sex							
Female	104	4	0	0	0	57	50
Male	189	13	0	0	0	93	91
Age							
05-17	282	16	0	0	0	143	138
18-20	10	1	0	0	0	6	3
25-34	1	0	0	0	0	1	0
Race							
White	207	12	0	0	0	107	102
Black	22	0	0	0	0	10	12
Native American	21	1	0	0	0	15	6
Hispanic	11	1	0	0	0	4	6
Two or More Races	32	3	0	0	0	14	15
Presenting Problem/Diagnosis							
Alcohol Abuse	3	0	0	0	0	0	3
Developmental Disorder	58	3	0	0	0	34	24
Mood Disorder	162	9	0	0	0	86	76
Non Alcohol/Drug Related Organic	2	0	0	0	0	2	0
Other Non-Psychotic	41	2	0	0	0	17	22
Other Psychotic	16	1	0	0	0	9	9
Social Conditions	2	1	0	0	0	0	1
Substance Related	9	1	0	0	0	2	6
County of Residence							
Adair	1	0	0	0	0	1	0
Alfalfa	2	0	0	0	0	2	0
Beckham	6	0	0	0	0	3	3
Blaine	3	1	0	0	0	2	0
Caddo	6	0	0	0	0	5	1
Canadian	8	1	0	0	0	5	2
Carter	3	0	0	0	0	3	0
Choctaw	1	0	0	0	0	1	0
Cleveland	71	2	0	0	0	27	43
Comanche	10	1	0	0	0	5	5
Cotton	1	0	0	0	0	1	0
Custer	4	0	0	0	0	2	3
Garfield	1	0	0	0	0	1	0
Garvin	5	0	0	0	0	5	0
Grady	6	0	0	0	0	4	3
Harmon	1	0	0	0	0	0	1
Jackson	1	0	0	0	0	0	1
Jefferson	2	0	0	0	0	1	1
Kay	7	1	0	0	0	5	1
Kingfisher	1	0	0	0	0	1	0
Kiowa	2	1	0	0	0	1	0
Lincoln	3	0	0	0	0	3	0
Logan	5	1	0	0	0	2	2
Major	1	0	0	0	0	1	0
Marshall	1	0	0	0	0	0	1

Notes: The same client may be counted in more than one category, e.g., clients can receive services under more than one contract source, in more than one "County of Residence," or may have multiple "Other Indicators." Please see Definition page for other considerations.

Oklahoma Department of Mental Health and Substance Abuse Services

Counts of Admitted Clients Served by Funding Source for Each Agency During FY2000

OKLAHOMA YOUTH CENTER

	Total	Funding Source					Other
		Mental Health	Substance Abuse	Domestic Violence	Residential Care	Medicaid	
McClain	11	0	0	0	0	9	2
McIntosh	1	0	0	0	0	1	0
Murray	1	0	0	0	0	0	1
Nowata	2	0	0	0	0	2	0
Oklahoma	76	9	0	0	0	21	54
Osage	2	0	0	0	0	1	1
Payne	7	0	0	0	0	6	1
Pittsburgh	2	0	0	0	0	2	0
Pontotoc	3	0	0	0	0	2	1
Pottawatomie	17	0	0	0	0	11	8
Pushmataha	2	0	0	0	0	1	1
Seminole	1	0	0	0	0	1	0
Sequoyah	1	0	0	0	0	1	0
Stephens	4	0	0	0	0	3	1
Texas	1	0	0	0	0	1	0
Tillman	1	0	0	0	0	0	1
Tulsa	1	0	0	0	0	1	0
Washington	1	0	0	0	0	1	0
Washita	3	0	0	0	0	3	0
Woods	2	0	0	0	0	2	1
Out of State/Unknown	2	0	0	0	0	0	2
Other Indicators							
Any Alcohol/Drug Problem	105	8	0	0	0	45	58
Custody of DHS	55	0	0	0	0	50	8
Custody of DOC	2	0	0	0	0	2	0
Custody of OJA	30	0	0	0	0	26	4
Deaf and Hearing Impaired	2	0	0	0	0	2	0
Dual Diagnosis	11	0	0	0	0	4	7
Homeless	6	0	0	0	0	6	0
Indigent	263	16	0	0	0	141	118
SED (6-17)	271	16	0	0	0	139	131
SMI (If ever)	14	2	0	0	0	7	5

Notes: The same client may be counted in more than one category, e.g., clients can receive services under more than one contract source, in more than one "County of Residence," or may have multiple "Other Indicators." Please see Definition page for other considerations.

Oklahoma Department of Mental Health and Substance Abuse Services

Counts of Admitted Clients Served by Funding Source for Each Agency During FY2000

OKLMULGEE COUNTY FAMILY RESOURCE CENTER INC.

		Funding Source						
		Total	Mental Health	Substance Abuse	Domestic Violence	Residential Care	Medicaid	Other
Total	Unduplicated Count	224	0	0	224	0	0	1
Sex	Female	170	0	0	170	0	0	1
	Male	54	0	0	54	0	0	0
Age	0-04	29	0	0	29	0	0	0
	05-17	51	0	0	51	0	0	0
	18-20	14	0	0	14	0	0	0
	21-24	28	0	0	28	0	0	0
	25-34	55	0	0	55	0	0	0
	35-44	32	0	0	32	0	0	1
	45-54	10	0	0	10	0	0	0
	55-64	4	0	0	4	0	0	0
	65-74	1	0	0	1	0	0	0
Race	White	132	0	0	132	0	0	1
	Black	21	0	0	21	0	0	0
	Native American	58	0	0	58	0	0	0
	Hispanic	4	0	0	4	0	0	0
	Two or More Races	8	0	0	8	0	0	0
	Unknown	1	0	0	1	0	0	0
Presenting Problem/Diagnosis	Social Conditions	222	0	0	222	0	0	1
	Deferred/No Diagnosis	2	0	0	2	0	0	0
County of Residence	Cherokee	4	0	0	4	0	0	0
	Creek	2	0	0	2	0	0	0
	Lincoln	1	0	0	1	0	0	0
	Mayes	5	0	0	5	0	0	0
	Okfuskee	29	0	0	29	0	0	0
	Oklahoma	3	0	0	3	0	0	0
	Okmulgee	172	0	0	172	0	0	1
	Sequoyah	1	0	0	1	0	0	0
	Tulsa	3	0	0	3	0	0	0
	Out of State/Unknown	4	0	0	4	0	0	0
Other Indicators	Any Alcohol/Drug Problem	55	0	0	55	0	0	0
	Custody of DOC	1	0	0	1	0	0	0
	Homeless	43	0	0	43	0	0	0
	Indigent	203	0	0	203	0	0	1
	SMI (If ever)	25	0	0	25	0	0	0

Notes: The same client may be counted in more than one category, e.g., clients can receive services under more than one contract source, in more than one "County of Residence," or may have multiple "Other Indicators." Please see Definition page for other considerations.

Oklahoma Department of Mental Health and Substance Abuse Services

Counts of Admitted Clients Served by Funding Source for Each Agency During FY2000

OPPORTUNITIES, INC.

	Total	Funding Source					
		Mental Health	Substance Abuse	Domestic Violence	Residential Care	Medicaid	Other
Total							
Unduplicated Count	222	0	222	0	0	0	0
Sex							
Female	62	0	62	0	0	0	0
Male	160	0	160	0	0	0	0
Age							
18-20	12	0	12	0	0	0	0
21-24	37	0	37	0	0	0	0
25-34	83	0	83	0	0	0	0
35-44	61	0	61	0	0	0	0
45-54	24	0	24	0	0	0	0
55-64	4	0	4	0	0	0	0
65-74	1	0	1	0	0	0	0
Race							
White	144	0	144	0	0	0	0
Black	19	0	19	0	0	0	0
Native American	40	0	40	0	0	0	0
Hispanic	6	0	6	0	0	0	0
Two or More Races	12	0	12	0	0	0	0
Unknown	1	0	1	0	0	0	0
Presenting Problem/Diagnosis							
Alcohol Abuse	71	0	71	0	0	0	0
Substance Related	150	0	150	0	0	0	0
Deferred/No Diagnosis	1	0	1	0	0	0	0
County of Residence							
Beckham	21	0	21	0	0	0	0
Blaine	17	0	17	0	0	0	0
Caddo	39	0	39	0	0	0	0
Canadian	6	0	6	0	0	0	0
Carter	2	0	2	0	0	0	0
Cherokee	1	0	1	0	0	0	0
Cleveland	2	0	2	0	0	0	0
Coal	1	0	1	0	0	0	0
Comanche	3	0	3	0	0	0	0
Custer	18	0	18	0	0	0	0
Dewey	2	0	2	0	0	0	0
Garfield	8	0	8	0	0	0	0
Garvin	3	0	3	0	0	0	0
Grady	7	0	7	0	0	0	0
Greer	1	0	1	0	0	0	0
Harmon	1	0	1	0	0	0	0
Hughes	1	0	1	0	0	0	0
Jackson	3	0	3	0	0	0	0
Jefferson	1	0	1	0	0	0	0
Johnston	1	0	1	0	0	0	0
Kay	5	0	5	0	0	0	0
Kingfisher	4	0	4	0	0	0	0
Logan	2	0	2	0	0	0	0
McClain	1	0	1	0	0	0	0
McCurtain	7	0	7	0	0	0	0

Notes: The same client may be counted in more than one category, e.g., clients can receive services under more than one contract source, in more than one "County of Residence," or may have multiple "Other Indicators." Please see Definition page for other considerations.

Oklahoma Department of Mental Health and Substance Abuse Services

Counts of Admitted Clients Served by Funding Source for Each Agency During FY2000

OPPORTUNITIES, INC.

	Funding Source						
	Total	Mental Health	Substance Abuse	Domestic Violence	Residential Care	Medicaid	Other
Okfuskee	5	0	5	0	0	0	0
Oklahoma	28	0	28	0	0	0	0
Okmulgee	2	0	2	0	0	0	0
Osage	1	0	1	0	0	0	0
Payne	5	0	5	0	0	0	0
Pittsburgh	2	0	2	0	0	0	0
Pontotoc	2	0	2	0	0	0	0
Pottawatomie	2	0	2	0	0	0	0
Roger Mills	1	0	1	0	0	0	0
Seminole	1	0	1	0	0	0	0
Sequoyah	1	0	1	0	0	0	0
Stephens	4	0	4	0	0	0	0
Tulsa	4	0	4	0	0	0	0
Washington	1	0	1	0	0	0	0
Washita	2	0	2	0	0	0	0
Woodward	2	0	2	0	0	0	0
Out of State/Unknown	2	0	2	0	0	0	0
Other Indicators							
Any Alcohol/Drug Problem	221	0	221	0	0	0	0
Custody of DHS	1	0	1	0	0	0	0
Homeless	20	0	20	0	0	0	0
Indigent	208	0	208	0	0	0	0
SMI (If ever)	55	0	55	0	0	0	0

Notes: The same client may be counted in more than one category, e.g., clients can receive services under more than one contract source, in more than one "County of Residence," or may have multiple "Other Indicators." Please see Definition page for other considerations.

Oklahoma Department of Mental Health and Substance Abuse Services

Counts of Admitted Clients Served by Funding Source for Each Agency During FY2000

ORCHARD GROVE

		Funding Source						
		Total	Mental Health	Substance Abuse	Domestic Violence	Residential Care	Medicaid	Other
Total	Unduplicated Count	14	0	0	0	14	0	0
Sex	Female	7	0	0	0	7	0	0
	Male	7	0	0	0	7	0	0
Age	21-24	2	0	0	0	2	0	0
	25-34	3	0	0	0	3	0	0
	35-44	5	0	0	0	5	0	0
	45-54	2	0	0	0	2	0	0
	55-64	2	0	0	0	2	0	0
Race	White	13	0	0	0	13	0	0
	Native American	1	0	0	0	1	0	0
Presenting Problem/Diagnosis	Developmental Disorder	12	0	0	0	12	0	0
	Social Conditions	2	0	0	0	2	0	0
County of Residence	Mayes	14	0	0	0	14	0	0
Other Indicators	Any Alcohol/Drug Problem	2	0	0	0	2	0	0
	Homeless	1	0	0	0	1	0	0
	Indigent	14	0	0	0	14	0	0
	SMI (If ever)	14	0	0	0	14	0	0

Notes: The same client may be counted in more than one category, e.g., clients can receive services under more than one contract source, in more than one "County of Residence," or may have multiple "Other Indicators." Please see Definition page for other considerations.

Oklahoma Department of Mental Health and Substance Abuse Services

Counts of Admitted Clients Served by Funding Source for Each Agency During FY2000

PADEN RESIDENTIAL CARE

	Total	Funding Source					
		Mental Health	Substance Abuse	Domestic Violence	Residential Care	Medicaid	Other
Total							
Unduplicated Count	45	0	0	0	45	0	0
Sex							
Female	16	0	0	0	16	0	0
Male	29	0	0	0	29	0	0
Age							
18-20	1	0	0	0	1	0	0
25-34	6	0	0	0	6	0	0
35-44	12	0	0	0	12	0	0
45-54	13	0	0	0	13	0	0
55-64	10	0	0	0	10	0	0
65-74	2	0	0	0	2	0	0
75-84	1	0	0	0	1	0	0
Race							
White	37	0	0	0	37	0	0
Black	5	0	0	0	5	0	0
Native American	2	0	0	0	2	0	0
Asian	1	0	0	0	1	0	0
Presenting Problem/Diagnosis							
Developmental Disorder	33	0	0	0	33	0	0
Mood Disorder	2	0	0	0	2	0	0
Other Psychotic	7	0	0	0	7	0	0
Social Conditions	3	0	0	0	3	0	0
County of Residence							
Cleveland	4	0	0	0	4	0	0
Lincoln	1	0	0	0	1	0	0
Okfuskee	33	0	0	0	33	0	0
Oklahoma	5	0	0	0	5	0	0
Woodward	2	0	0	0	2	0	0
Other Indicators							
Any Alcohol/Drug Problem	2	0	0	0	2	0	0
Custody of DHS	1	0	0	0	1	0	0
Homeless	2	0	0	0	2	0	0
Indigent	39	0	0	0	39	0	0
SMI (If ever)	45	0	0	0	45	0	0

Notes: The same client may be counted in more than one category, e.g., clients can receive services under more than one contract source, in more than one "County of Residence," or may have multiple "Other Indicators." Please see Definition page for other considerations.

Oklahoma Department of Mental Health and Substance Abuse Services

Counts of Admitted Clients Served by Funding Source for Each Agency During FY2000

PARKSIDE, INC.

	Total	Funding Source					
		Mental Health	Substance Abuse	Domestic Violence	Residential Care	Medicaid	Other
Total							
Unduplicated Count	4,238	3,388	1,538	0	0	879	0
Sex							
Female	2,240	1,820	641	0	0	530	0
Male	1,998	1,568	897	0	0	349	0
Age							
0-04	2	2	0	0	0	0	0
05-17	98	71	6	0	0	44	0
18-20	195	153	79	0	0	17	0
21-24	360	307	161	0	0	35	0
25-34	1,057	867	446	0	0	140	0
35-44	1,275	1,018	518	0	0	274	0
45-54	858	679	271	0	0	232	0
55-64	311	230	51	0	0	106	0
65-74	66	52	6	0	0	22	0
75-84	14	8	0	0	0	8	0
85+	2	1	0	0	0	1	0
Race							
White	3,147	2,571	1,188	0	0	548	0
Black	759	550	230	0	0	261	0
Native American	167	130	72	0	0	40	0
Hispanic	64	55	21	0	0	1	0
Asian	28	21	7	0	0	9	0
Two or More Races	73	61	20	0	0	20	0
Presenting Problem/Diagnosis							
Alcohol Abuse	81	38	68	0	0	3	0
Developmental Disorder	48	34	4	0	0	24	0
Mood Disorder	2,348	1,961	970	0	0	324	0
Non Alcohol/Drug Related Organic	26	18	5	0	0	10	0
Other Non-Psychotic	361	308	72	0	0	57	0
Other Psychotic	533	439	158	0	0	135	0
Personality Disorder	50	42	13	0	0	12	0
Schizophrenia	684	487	178	0	0	303	0
Social Conditions	26	19	4	0	0	4	0
Substance Related	81	42	66	0	0	7	0
County of Residence							
Adair	1	0	0	0	0	1	0
Atoka	1	1	0	0	0	0	0
Cherokee	2	1	1	0	0	0	0
Cleveland	1	1	1	0	0	0	0
Comanche	1	1	1	0	0	1	0
Cotton	1	1	0	0	0	0	0
Craig	3	2	2	0	0	0	0
Creek	63	47	27	0	0	13	0
Custer	1	1	0	0	0	0	0
Delaware	2	2	1	0	0	0	0
Jackson	1	1	0	0	0	0	0
Kingfisher	1	1	0	0	0	0	0
Kiowa	1	1	1	0	0	0	0
LeFlore	1	1	0	0	0	0	0

Notes: The same client may be counted in more than one category, e.g., clients can receive services under more than one contract source, in more than one "County of Residence," or may have multiple "Other Indicators." Please see Definition page for other considerations.

Oklahoma Department of Mental Health and Substance Abuse Services

Counts of Admitted Clients Served by Funding Source for Each Agency During FY2000

PARKSIDE, INC.

	Funding Source						
	Total	Mental Health	Substance Abuse	Domestic Violence	Residential Care	Medicaid	Other
Lincoln	2	2	0	0	0	0	0
Mayes	5	4	1	0	0	1	0
McIntosh	2	2	1	0	0	0	0
Muskogee	7	6	4	0	0	0	0
Nowata	1	0	1	0	0	0	0
Okfuskee	2	1	1	0	0	0	0
Oklahoma	1	1	1	0	0	0	0
Okmulgee	52	39	16	0	0	17	0
Osage	29	19	8	0	0	8	0
Ottawa	2	2	2	0	0	0	0
Pittsburgh	1	1	1	0	0	0	0
Pontotoc	1	0	0	0	0	1	0
Rogers	18	13	6	0	0	3	0
Sequoyah	2	2	1	0	0	1	0
Texas	2	2	1	0	0	0	0
Tulsa	3,976	3,191	1,438	0	0	828	0
Wagoner	25	14	16	0	0	3	0
Washita	7	6	2	0	0	2	0
Woods	2	1	1	0	0	0	0
Out of State/Unknown	21	21	3	0	0	0	0
Other Indicators							
Any Alcohol/Drug Problem	2,183	1,601	1,514	0	0	376	0
Custody of DHS	27	14	0	0	0	26	0
Custody of DOC	50	39	33	0	0	1	0
Deaf and Hearing Impaired	13	6	0	0	0	10	0
Dual Diagnosis	1,187	860	995	0	0	248	0
Homeless	427	349	232	0	0	54	0
Indigent	4,116	3,289	1,493	0	0	871	0
SED (6-17)	66	51	4	0	0	29	0
SMI (If ever)	4,040	3,234	1,505	0	0	829	0

Notes: The same client may be counted in more than one category, e.g., clients can receive services under more than one contract source, in more than one "County of Residence," or may have multiple "Other Indicators." Please see Definition page for other considerations.

Oklahoma Department of Mental Health and Substance Abuse Services

Counts of Admitted Clients Served by Funding Source for Each Agency During FY2000

PAYNE CO COUNSELING SVC,INC.

	Total	Funding Source					
		Mental Health	Substance Abuse	Domestic Violence	Residential Care	Medicaid	Other
Total							
Unduplicated Count	178	0	178	0	0	0	0
Sex							
Female	49	0	49	0	0	0	0
Male	129	0	129	0	0	0	0
Age							
05-17	3	0	3	0	0	0	0
18-20	23	0	23	0	0	0	0
21-24	54	0	54	0	0	0	0
25-34	45	0	45	0	0	0	0
35-44	32	0	32	0	0	0	0
45-54	16	0	16	0	0	0	0
55-64	5	0	5	0	0	0	0
Race							
White	148	0	148	0	0	0	0
Black	13	0	13	0	0	0	0
Native American	13	0	13	0	0	0	0
Hispanic	3	0	3	0	0	0	0
Two or More Races	1	0	1	0	0	0	0
Presenting Problem/Diagnosis							
Alcohol Abuse	132	0	132	0	0	0	0
Social Conditions	4	0	4	0	0	0	0
Substance Related	42	0	42	0	0	0	0
County of Residence							
Lincoln	2	0	2	0	0	0	0
Noble	4	0	4	0	0	0	0
Oklahoma	2	0	2	0	0	0	0
Pawnee	2	0	2	0	0	0	0
Payne	167	0	167	0	0	0	0
Pittsburgh	1	0	1	0	0	0	0
Other Indicators							
Any Alcohol/Drug Problem	178	0	178	0	0	0	0
Custody of DOC	3	0	3	0	0	0	0
Homeless	4	0	4	0	0	0	0
Indigent	169	0	169	0	0	0	0
SMI (If ever)	18	0	18	0	0	0	0

Notes: The same client may be counted in more than one category, e.g., clients can receive services under more than one contract source, in more than one "County of Residence," or may have multiple "Other Indicators." Please see Definition page for other considerations.

Oklahoma Department of Mental Health and Substance Abuse Services

Counts of Admitted Clients Served by Funding Source for Each Agency During FY2000

PRAGUE ASSISTED LIVING CTR

		Funding Source						
		Total	Mental Health	Substance Abuse	Domestic Violence	Residential Care	Medicaid	Other
Total	Unduplicated Count	47	0	0	0	47	0	0
Sex	Female	23	0	0	0	23	0	0
	Male	24	0	0	0	24	0	0
Age	18-20	1	0	0	0	1	0	0
	21-24	2	0	0	0	2	0	0
	25-34	6	0	0	0	6	0	0
	35-44	20	0	0	0	20	0	0
	45-54	12	0	0	0	12	0	0
	55-64	4	0	0	0	4	0	0
	65-74	2	0	0	0	2	0	0
Race	White	26	0	0	0	26	0	0
	Black	17	0	0	0	17	0	0
	Native American	4	0	0	0	4	0	0
Presenting Problem/Diagnosis	Mood Disorder	30	0	0	0	30	0	0
	Other Psychotic	15	0	0	0	15	0	0
	Social Conditions	2	0	0	0	2	0	0
County of Residence	Lincoln	47	0	0	0	47	0	0
Other Indicators	Any Alcohol/Drug Problem	2	0	0	0	2	0	0
	Custody of DOC	1	0	0	0	1	0	0
	Indigent	46	0	0	0	46	0	0
	SMI (If ever)	47	0	0	0	47	0	0

Notes: The same client may be counted in more than one category, e.g., clients can receive services under more than one contract source, in more than one "County of Residence," or may have multiple "Other Indicators." Please see Definition page for other considerations.

Oklahoma Department of Mental Health and Substance Abuse Services

Counts of Admitted Clients Served by Funding Source for Each Agency During FY2000

PROJECT SAFE, INC.

	Total	Funding Source					
		Mental Health	Substance Abuse	Domestic Violence	Residential Care	Medicaid	Other
Total							
Unduplicated Count	281	0	0	281	0	0	0
Sex							
Female	214	0	0	214	0	0	0
Male	67	0	0	67	0	0	0
Age							
0-04	23	0	0	23	0	0	0
05-17	76	0	0	76	0	0	0
18-20	15	0	0	15	0	0	0
21-24	27	0	0	27	0	0	0
25-34	69	0	0	69	0	0	0
35-44	55	0	0	55	0	0	0
45-54	13	0	0	13	0	0	0
55-64	2	0	0	2	0	0	0
75-84	1	0	0	1	0	0	0
Race							
White	217	0	0	217	0	0	0
Black	18	0	0	18	0	0	0
Native American	17	0	0	17	0	0	0
Hispanic	2	0	0	2	0	0	0
Two or More Races	27	0	0	27	0	0	0
Presenting Problem/Diagnosis							
Social Conditions	281	0	0	281	0	0	0
County of Residence							
Adair	1	0	0	1	0	0	0
Cleveland	9	0	0	9	0	0	0
Hughes	1	0	0	1	0	0	0
Lincoln	17	0	0	17	0	0	0
Nowata	1	0	0	1	0	0	0
Okfuskee	6	0	0	6	0	0	0
Oklahoma	32	0	0	32	0	0	0
Payne	1	0	0	1	0	0	0
Pottawatomie	206	0	0	206	0	0	0
Seminole	4	0	0	4	0	0	0
Out of State/Unknown	3	0	0	3	0	0	0
Other Indicators							
Any Alcohol/Drug Problem	3	0	0	3	0	0	0
Custody of DOC	2	0	0	2	0	0	0
Deaf and Hearing Impaired	2	0	0	2	0	0	0
Homeless	4	0	0	4	0	0	0
Indigent	244	0	0	244	0	0	0
SMI (If ever)	28	0	0	28	0	0	0

Notes: The same client may be counted in more than one category, e.g., clients can receive services under more than one contract source, in more than one "County of Residence," or may have multiple "Other Indicators." Please see Definition page for other considerations.

Oklahoma Department of Mental Health and Substance Abuse Services

Counts of Admitted Clients Served by Funding Source for Each Agency During FY2000

RAMBLING ROSE RESIDENTIAL CARE

	Total	Funding Source					
		Mental Health	Substance Abuse	Domestic Violence	Residential Care	Medicaid	Other
Total							
Unduplicated Count	21	0	0	0	21	0	0
Sex							
Female	10	0	0	0	10	0	0
Male	11	0	0	0	11	0	0
Age							
35-44	6	0	0	0	6	0	0
45-54	5	0	0	0	5	0	0
55-64	8	0	0	0	8	0	0
65-74	1	0	0	0	1	0	0
75-84	1	0	0	0	1	0	0
Race							
White	18	0	0	0	18	0	0
Black	2	0	0	0	2	0	0
Two or More Races	1	0	0	0	1	0	0
Presenting Problem/Diagnosis							
Alcohol Abuse	2	0	0	0	2	0	0
Developmental Disorder	4	0	0	0	4	0	0
Mood Disorder	7	0	0	0	7	0	0
Other Psychotic	3	0	0	0	3	0	0
Social Conditions	3	0	0	0	3	0	0
Unknown/Other	1	0	0	0	1	0	0
Deferred/No Diagnosis	1	0	0	0	1	0	0
County of Residence							
Craig	1	0	0	0	1	0	0
Delaware	1	0	0	0	1	0	0
Mayes	18	0	0	0	18	0	0
McIntosh	1	0	0	0	1	0	0
Other Indicators							
Any Alcohol/Drug Problem	2	0	0	0	2	0	0
Custody of DHS	1	0	0	0	1	0	0
Indigent	21	0	0	0	21	0	0
SMI (If ever)	21	0	0	0	21	0	0

Notes: The same client may be counted in more than one category, e.g., clients can receive services under more than one contract source, in more than one "County of Residence," or may have multiple "Other Indicators." Please see Definition page for other considerations.

Oklahoma Department of Mental Health and Substance Abuse Services

Counts of Admitted Clients Served by Funding Source for Each Agency During FY2000

RED ROCK BEHAVIORAL HEALTH SVC

	Total	Funding Source					
		Mental Health	Substance Abuse	Domestic Violence	Residential Care	Medicaid	Other
Total							
Unduplicated Count	1,578	1,158	43	0	0	547	1
Sex							
Female	814	547	8	0	0	358	0
Male	764	611	35	0	0	189	1
Age							
05-17	373	369	0	0	0	13	0
18-20	40	38	0	0	0	4	0
21-24	59	56	2	0	0	6	0
25-34	221	164	12	0	0	74	0
35-44	336	242	21	0	0	125	0
45-54	236	157	8	0	0	96	0
55-64	105	69	0	0	0	53	0
65-74	86	38	0	0	0	62	1
75-84	60	14	0	0	0	56	0
85+	62	11	0	0	0	58	0
Race							
White	915	659	30	0	0	332	0
Black	539	398	9	0	0	182	1
Native American	53	38	1	0	0	21	0
Hispanic	22	22	0	0	0	0	0
Asian	6	6	0	0	0	2	0
Two or More Races	36	29	1	0	0	10	0
Unknown	7	6	2	0	0	0	0
Presenting Problem/Diagnosis							
Alcohol Abuse	14	9	3	0	0	4	0
Developmental Disorder	33	26	0	0	0	12	0
Mood Disorder	554	392	25	0	0	202	0
Non Alcohol/Drug Related Organic	36	17	0	0	0	23	1
Other Non-Psychotic	212	126	7	0	0	100	0
Other Psychotic	148	107	1	0	0	66	0
Personality Disorder	6	5	0	0	0	1	0
Schizophrenia	242	151	2	0	0	132	0
Social Conditions	303	300	1	0	0	3	0
Substance Related	23	19	2	0	0	4	0
Deferred/No Diagnosis	7	6	2	0	0	0	0
County of Residence							
Beckham	2	1	0	0	0	1	0
Blaine	2	1	1	0	0	0	0
Canadian	3	2	0	0	0	1	0
Carter	1	1	0	0	0	1	0
Cleveland	11	8	0	0	0	3	0
Custer	2	1	0	0	0	1	0
Dewey	1	1	0	0	0	0	0
Garfield	2	2	0	0	0	1	0
Hughes	1	1	0	0	0	0	0
Jackson	1	1	0	0	0	0	0
Kay	1	1	1	0	0	0	0
Lincoln	183	125	8	0	0	79	0
Logan	2	2	0	0	0	0	0

Notes: The same client may be counted in more than one category, e.g., clients can receive services under more than one contract source, in more than one "County of Residence," or may have multiple "Other Indicators." Please see Definition page for other considerations.

Oklahoma Department of Mental Health and Substance Abuse Services

Counts of Admitted Clients Served by Funding Source for Each Agency During FY2000

RED ROCK BEHAVIORAL HEALTH SVC

	Funding Source						
	Total	Mental Health	Substance Abuse	Domestic Violence	Residential Care	Medicaid	Other
Murray	1	1	0	0	0	0	0
Okfuskee	1	1	0	0	0	1	0
Oklahoma	1,012	800	30	0	0	280	1
Payne	19	2	0	0	0	18	0
Pottawatomie	314	191	1	0	0	159	0
Roger Mills	1	0	0	0	0	1	0
Seminole	9	9	0	0	0	0	0
Stephens	1	0	0	0	0	1	0
Tulsa	1	1	0	0	0	0	0
Out of State/Unknown	7	6	2	0	0	0	0
Other Indicators							
Any Alcohol/Drug Problem	389	297	33	0	0	106	1
Custody of DHS	6	5	0	0	0	4	0
Custody of DOC	21	18	1	0	0	4	0
Custody of OJA	1	1	0	0	0	0	0
Deaf and Hearing Impaired	13	5	0	0	0	10	0
Dual Diagnosis	219	162	14	0	0	74	0
Homeless	26	24	2	0	0	6	0
Indigent	1,553	1,136	41	0	0	545	1
SED (6-17)	11	11	0	0	0	3	0
SMI (If ever)	835	586	18	0	0	346	1

Notes: The same client may be counted in more than one category, e.g., clients can receive services under more than one contract source, in more than one "County of Residence," or may have multiple "Other Indicators." Please see Definition page for other considerations.

Oklahoma Department of Mental Health and Substance Abuse Services

Counts of Admitted Clients Served by Funding Source for Each Agency During FY2000

RED ROCK WEST

	Total	Funding Source					
		Mental Health	Substance Abuse	Domestic Violence	Residential Care	Medicaid	Other
Total							
Unduplicated Count	1,141	934	48	0	0	399	0
Sex							
Female	626	488	12	0	0	260	0
Male	515	446	36	0	0	139	0
Age							
0-04	9	9	0	0	0	6	0
05-17	104	101	0	0	0	37	0
18-20	74	70	3	0	0	5	0
21-24	90	74	2	0	0	23	0
25-34	238	198	15	0	0	77	0
35-44	300	249	18	0	0	110	0
45-54	185	149	8	0	0	69	0
55-64	92	63	1	0	0	39	0
65-74	28	18	1	0	0	13	0
75-84	13	1	0	0	0	13	0
85+	8	2	0	0	0	7	0
Race							
White	938	768	40	0	0	323	0
Black	58	43	2	0	0	29	0
Native American	74	63	4	0	0	24	0
Hispanic	32	28	2	0	0	11	0
Asian	3	3	0	0	0	1	0
Two or More Races	36	29	0	0	0	11	0
Presenting Problem/Diagnosis							
Alcohol Abuse	71	58	16	0	0	8	0
Developmental Disorder	28	28	0	0	0	11	0
Mood Disorder	421	341	9	0	0	156	0
Non Alcohol/Drug Related Organic	5	3	0	0	0	3	0
Other Non-Psychotic	306	251	6	0	0	105	0
Other Psychotic	85	75	0	0	0	35	0
Personality Disorder	10	7	0	0	0	3	0
Schizophrenia	101	75	1	0	0	58	0
Social Conditions	46	43	1	0	0	6	0
Substance Related	68	53	15	0	0	14	0
County of Residence							
Beckham	293	224	3	0	0	133	0
Blaine	163	145	0	0	0	36	0
Caddo	28	20	4	0	0	11	0
Canadian	5	4	0	0	0	1	0
Comanche	2	2	0	0	0	0	0
Custer	314	263	34	0	0	118	0
Dewey	18	16	2	0	0	5	0
Garfield	1	1	0	0	0	0	0
Greer	45	37	0	0	0	14	0
Hughes	1	1	0	0	0	0	0
Jackson	5	5	0	0	0	0	0
Kiowa	137	111	0	0	0	38	0
Murray	1	0	0	0	0	1	0
Oklahoma	3	3	0	0	0	1	0

Notes: The same client may be counted in more than one category, e.g., clients can receive services under more than one contract source, in more than one "County of Residence," or may have multiple "Other Indicators." Please see Definition page for other considerations.

Oklahoma Department of Mental Health and Substance Abuse Services

Counts of Admitted Clients Served by Funding Source for Each Agency During FY2000

RED ROCK WEST

	Total	Funding Source					
		Mental Health	Substance Abuse	Domestic Violence	Residential Care	Medicaid	Other
Ottawa	1	1	0	0	0	0	0
Pittsburgh	1	1	0	0	0	0	0
Roger Mills	17	16	0	0	0	3	0
Stephens	1	1	0	0	0	0	0
Washita	93	72	5	0	0	36	0
Woods	1	0	0	0	0	1	0
Out of State/Unknown	11	11	0	0	0	1	0
Other Indicators							
Any Alcohol/Drug Problem	336	287	48	0	0	74	0
Custody of DHS	22	22	0	0	0	17	0
Custody of DOC	14	11	4	0	0	0	0
Custody of OJA	6	6	0	0	0	3	0
Deaf and Hearing Impaired	9	8	0	0	0	3	0
Dual Diagnosis	98	87	9	0	0	33	0
Homeless	16	15	0	0	0	3	0
Indigent	1,110	904	48	0	0	396	0
SED (6-17)	30	29	0	0	0	18	0
SMI (If ever)	672	531	23	0	0	282	0

Notes: The same client may be counted in more than one category, e.g., clients can receive services under more than one contract source, in more than one "County of Residence," or may have multiple "Other Indicators." Please see Definition page for other considerations.

Oklahoma Department of Mental Health and Substance Abuse Services

Counts of Admitted Clients Served by Funding Source for Each Agency During FY2000

ROADBACK, INC.

	Total	Funding Source					
		Mental Health	Substance Abuse	Domestic Violence	Residential Care	Medicaid	Other
Total							
Unduplicated Count	225	0	225	0	0	0	0
Sex							
Female	80	0	80	0	0	0	0
Male	145	0	145	0	0	0	0
Age							
05-17	11	0	11	0	0	0	0
18-20	13	0	13	0	0	0	0
21-24	19	0	19	0	0	0	0
25-34	53	0	53	0	0	0	0
35-44	77	0	77	0	0	0	0
45-54	39	0	39	0	0	0	0
55-64	11	0	11	0	0	0	0
65-74	2	0	2	0	0	0	0
Race							
White	133	0	133	0	0	0	0
Black	38	0	38	0	0	0	0
Native American	36	0	36	0	0	0	0
Hispanic	9	0	9	0	0	0	0
Two or More Races	8	0	8	0	0	0	0
Unknown	1	0	1	0	0	0	0
Presenting Problem/Diagnosis							
Alcohol Abuse	127	0	127	0	0	0	0
Substance Related	97	0	97	0	0	0	0
Deferred/No Diagnosis	1	0	1	0	0	0	0
County of Residence							
Beaver	1	0	1	0	0	0	0
Beckham	3	0	3	0	0	0	0
Blaine	2	0	2	0	0	0	0
Bryan	1	0	1	0	0	0	0
Caddo	5	0	5	0	0	0	0
Canadian	2	0	2	0	0	0	0
Carter	3	0	3	0	0	0	0
Cherokee	2	0	2	0	0	0	0
Comanche	125	0	125	0	0	0	0
Custer	2	0	2	0	0	0	0
Garfield	2	0	2	0	0	0	0
Grady	1	0	1	0	0	0	0
Hughes	1	0	1	0	0	0	0
Jackson	21	0	21	0	0	0	0
Kiowa	1	0	1	0	0	0	0
Latimer	1	0	1	0	0	0	0
Love	1	0	1	0	0	0	0
Major	1	0	1	0	0	0	0
Oklahoma	6	0	6	0	0	0	0
Payne	1	0	1	0	0	0	0
Pottawatomie	2	0	2	0	0	0	0
Stephens	14	0	14	0	0	0	0
Texas	5	0	5	0	0	0	0
Tillman	5	0	5	0	0	0	0

Notes: The same client may be counted in more than one category, e.g., clients can receive services under more than one contract source, in more than one "County of Residence," or may have multiple "Other Indicators." Please see Definition page for other considerations.

Oklahoma Department of Mental Health and Substance Abuse Services

Counts of Admitted Clients Served by Funding Source for Each Agency During FY2000

ROADBACK, INC.

	Total	Funding Source					
		Mental Health	Substance Abuse	Domestic Violence	Residential Care	Medicaid	Other
Tulsa	8	0	8	0	0	0	0
Washita	1	0	1	0	0	0	0
Woodward	2	0	2	0	0	0	0
Out of State/Unknown	6	0	6	0	0	0	0
Other Indicators							
Any Alcohol/Drug Problem	224	0	224	0	0	0	0
Custody of DOC	5	0	5	0	0	0	0
Homeless	45	0	45	0	0	0	0
Indigent	210	0	210	0	0	0	0
SMI (If ever)	36	0	36	0	0	0	0

Notes: The same client may be counted in more than one category, e.g., clients can receive services under more than one contract source, in more than one "County of Residence," or may have multiple "Other Indicators." Please see Definition page for other considerations.

Oklahoma Department of Mental Health and Substance Abuse Services

Counts of Admitted Clients Served by Funding Source for Each Agency During FY2000

ROGERS CO COMMUNITY SERVICES

	Total	Funding Source					
		Mental Health	Substance Abuse	Domestic Violence	Residential Care	Medicaid	Other
Total							
Unduplicated Count	310	0	0	310	0	0	0
Sex							
Female	192	0	0	192	0	0	0
Male	118	0	0	118	0	0	0
Age							
0-04	38	0	0	38	0	0	0
05-17	51	0	0	51	0	0	0
18-20	10	0	0	10	0	0	0
21-24	29	0	0	29	0	0	0
25-34	83	0	0	83	0	0	0
35-44	72	0	0	72	0	0	0
45-54	19	0	0	19	0	0	0
55-64	5	0	0	5	0	0	0
65-74	3	0	0	3	0	0	0
Race							
White	224	0	0	224	0	0	0
Black	15	0	0	15	0	0	0
Native American	44	0	0	44	0	0	0
Hispanic	6	0	0	6	0	0	0
Asian	2	0	0	2	0	0	0
Two or More Races	19	0	0	19	0	0	0
Presenting Problem/Diagnosis							
Mood Disorder	1	0	0	1	0	0	0
Social Conditions	309	0	0	309	0	0	0
County of Residence							
Cherokee	3	0	0	3	0	0	0
Craig	3	0	0	3	0	0	0
Delaware	1	0	0	1	0	0	0
Love	2	0	0	2	0	0	0
Mayes	64	0	0	64	0	0	0
Oklahoma	1	0	0	1	0	0	0
Osage	2	0	0	2	0	0	0
Ottawa	2	0	0	2	0	0	0
Rogers	198	0	0	198	0	0	0
Tulsa	16	0	0	16	0	0	0
Wagoner	3	0	0	3	0	0	0
Washington	7	0	0	7	0	0	0
Out of State/Unknown	8	0	0	8	0	0	0
Other Indicators							
Any Alcohol/Drug Problem	1	0	0	1	0	0	0
Custody of DOC	3	0	0	3	0	0	0
Deaf and Hearing Impaired	1	0	0	1	0	0	0
Homeless	44	0	0	44	0	0	0
Indigent	279	0	0	279	0	0	0
SMI (If ever)	29	0	0	29	0	0	0

Notes: The same client may be counted in more than one category, e.g., clients can receive services under more than one contract source, in more than one "County of Residence," or may have multiple "Other Indicators." Please see Definition page for other considerations.

Oklahoma Department of Mental Health and Substance Abuse Services

Counts of Admitted Clients Served by Funding Source for Each Agency During FY2000

ROGERS COUNTY DRUG ABUSE PROGRAM, INC.

		Funding Source						
		Total	Mental Health	Substance Abuse	Domestic Violence	Residential Care	Medicaid	Other
Total	Unduplicated Count	201	0	201	0	0	0	0
Sex	Female	57	0	57	0	0	0	0
	Male	144	0	144	0	0	0	0
Age	05-17	13	0	13	0	0	0	0
	18-20	24	0	24	0	0	0	0
	21-24	32	0	32	0	0	0	0
	25-34	55	0	55	0	0	0	0
	35-44	53	0	53	0	0	0	0
	45-54	18	0	18	0	0	0	0
	55-64	5	0	5	0	0	0	0
	65-74	1	0	1	0	0	0	0
Race	White	148	0	148	0	0	0	0
	Black	6	0	6	0	0	0	0
	Native American	45	0	45	0	0	0	0
	Hispanic	1	0	1	0	0	0	0
	Two or More Races	1	0	1	0	0	0	0
Presenting Problem/Diagnosis	Alcohol Abuse	104	0	104	0	0	0	0
	Social Conditions	4	0	4	0	0	0	0
	Substance Related	93	0	93	0	0	0	0
County of Residence	Cherokee	2	0	2	0	0	0	0
	Craig	4	0	4	0	0	0	0
	Delaware	2	0	2	0	0	0	0
	Mayes	16	0	16	0	0	0	0
	Payne	1	0	1	0	0	0	0
	Rogers	161	0	161	0	0	0	0
	Stephens	1	0	1	0	0	0	0
	Tulsa	10	0	10	0	0	0	0
	Wagoner	3	0	3	0	0	0	0
	Washington	1	0	1	0	0	0	0
Other Indicators	Any Alcohol/Drug Problem	198	0	198	0	0	0	0
	Custody of DHS	1	0	1	0	0	0	0
	Custody of DOC	8	0	8	0	0	0	0
	Custody of OJA	2	0	2	0	0	0	0
	Homeless	3	0	3	0	0	0	0
	Indigent	175	0	175	0	0	0	0
	SMI (If ever)	17	0	17	0	0	0	0

Notes: The same client may be counted in more than one category, e.g., clients can receive services under more than one contract source, in more than one "County of Residence," or may have multiple "Other Indicators." Please see Definition page for other considerations.

Oklahoma Department of Mental Health and Substance Abuse Services

Counts of Admitted Clients Served by Funding Source for Each Agency During FY2000

S.O.S. FOR FAMILIES

	Total	Funding Source					
		Mental Health	Substance Abuse	Domestic Violence	Residential Care	Medicaid	Other
Total							
Unduplicated Count	431	0	0	431	0	0	0
Sex							
Female	267	0	0	267	0	0	0
Male	164	0	0	164	0	0	0
Age							
0-04	30	0	0	30	0	0	0
05-17	66	0	0	66	0	0	0
18-20	39	0	0	39	0	0	0
21-24	59	0	0	59	0	0	0
25-34	109	0	0	109	0	0	0
35-44	86	0	0	86	0	0	0
45-54	30	0	0	30	0	0	0
55-64	10	0	0	10	0	0	0
65-74	2	0	0	2	0	0	0
Race							
White	305	0	0	305	0	0	0
Black	30	0	0	30	0	0	0
Native American	74	0	0	74	0	0	0
Hispanic	7	0	0	7	0	0	0
Two or More Races	15	0	0	15	0	0	0
Presenting Problem/Diagnosis							
Alcohol Abuse	4	0	0	4	0	0	0
Developmental Disorder	20	0	0	20	0	0	0
Mood Disorder	2	0	0	2	0	0	0
Social Conditions	401	0	0	401	0	0	0
Substance Related	2	0	0	2	0	0	0
Deferred/No Diagnosis	2	0	0	2	0	0	0
County of Residence							
Caddo	1	0	0	1	0	0	0
Cherokee	8	0	0	8	0	0	0
Choctaw	62	0	0	62	0	0	0
Kay	1	0	0	1	0	0	0
LeFlore	3	0	0	3	0	0	0
McCurtain	288	0	0	288	0	0	0
Pushmataha	52	0	0	52	0	0	0
Out of State/Unknown	16	0	0	16	0	0	0
Other Indicators							
Any Alcohol/Drug Problem	45	0	0	45	0	0	0
Custody of DHS	3	0	0	3	0	0	0
Custody of DOC	3	0	0	3	0	0	0
Deaf and Hearing Impaired	1	0	0	1	0	0	0
Homeless	114	0	0	114	0	0	0
Indigent	404	0	0	404	0	0	0
SMI (If ever)	27	0	0	27	0	0	0

Notes: The same client may be counted in more than one category, e.g., clients can receive services under more than one contract source, in more than one "County of Residence," or may have multiple "Other Indicators." Please see Definition page for other considerations.

Oklahoma Department of Mental Health and Substance Abuse Services

Counts of Admitted Clients Served by Funding Source for Each Agency During FY2000

S.W. YOUTH & FAMILY SERVICES

		Funding Source						
		Total	Mental Health	Substance Abuse	Domestic Violence	Residential Care	Medicaid	Other
Total	Unduplicated Count	136	0	136	0	0	0	0
Sex	Female	73	0	73	0	0	0	0
	Male	63	0	63	0	0	0	0
Age	05-17	64	0	64	0	0	0	0
	18-20	15	0	15	0	0	0	0
	21-24	10	0	10	0	0	0	0
	25-34	27	0	27	0	0	0	0
	35-44	15	0	15	0	0	0	0
	45-54	5	0	5	0	0	0	0
Race	White	109	0	109	0	0	0	0
	Black	8	0	8	0	0	0	0
	Native American	11	0	11	0	0	0	0
	Hispanic	2	0	2	0	0	0	0
	Two or More Races	6	0	6	0	0	0	0
Presenting Problem/Diagnosis	Alcohol Abuse	26	0	26	0	0	0	0
	Social Conditions	46	0	46	0	0	0	0
	Substance Related	64	0	64	0	0	0	0
County of Residence	Caddo	12	0	12	0	0	0	0
	Cleveland	1	0	1	0	0	0	0
	Grady	119	0	119	0	0	0	0
	McClain	1	0	1	0	0	0	0
	Stephens	3	0	3	0	0	0	0
Other Indicators	Any Alcohol/Drug Problem	96	0	96	0	0	0	0
	Custody of DHS	3	0	3	0	0	0	0
	Custody of DOC	2	0	2	0	0	0	0
	Indigent	126	0	126	0	0	0	0
	SMI (If ever)	11	0	11	0	0	0	0

Notes: The same client may be counted in more than one category, e.g., clients can receive services under more than one contract source, in more than one "County of Residence," or may have multiple "Other Indicators." Please see Definition page for other considerations.

Oklahoma Department of Mental Health and Substance Abuse Services

Counts of Admitted Clients Served by Funding Source for Each Agency During FY2000

SAFE HAVEN

	Total	Funding Source					
		Mental Health	Substance Abuse	Domestic Violence	Residential Care	Medicaid	Other
Total							
Unduplicated Count	69	69	0	0	0	0	0
Sex							
Female	22	22	0	0	0	0	0
Male	47	47	0	0	0	0	0
Age							
21-24	2	2	0	0	0	0	0
25-34	10	10	0	0	0	0	0
35-44	37	37	0	0	0	0	0
45-54	14	14	0	0	0	0	0
55-64	6	6	0	0	0	0	0
Race							
White	41	41	0	0	0	0	0
Black	23	23	0	0	0	0	0
Native American	4	4	0	0	0	0	0
Two or More Races	1	1	0	0	0	0	0
Presenting Problem/Diagnosis							
Alcohol Abuse	3	3	0	0	0	0	0
Mood Disorder	5	5	0	0	0	0	0
Other Psychotic	57	57	0	0	0	0	0
Social Conditions	3	3	0	0	0	0	0
Substance Related	1	1	0	0	0	0	0
County of Residence							
Tulsa	44	44	0	0	0	0	0
Wagoner	25	25	0	0	0	0	0
Other Indicators							
Any Alcohol/Drug Problem	9	9	0	0	0	0	0
Homeless	55	55	0	0	0	0	0
Indigent	69	69	0	0	0	0	0
SMI (If ever)	69	69	0	0	0	0	0

Notes: The same client may be counted in more than one category, e.g., clients can receive services under more than one contract source, in more than one "County of Residence," or may have multiple "Other Indicators." Please see Definition page for other considerations.

Oklahoma Department of Mental Health and Substance Abuse Services

Counts of Admitted Clients Served by Funding Source for Each Agency During FY2000

SANTE FE RESIDENTIAL CARE

	Total	Funding Source					
		Mental Health	Substance Abuse	Domestic Violence	Residential Care	Medicaid	Other
Total							
Unduplicated Count	26	0	0	0	26	0	0
Sex							
Male	26	0	0	0	26	0	0
Age							
25-34	4	0	0	0	4	0	0
35-44	6	0	0	0	6	0	0
45-54	4	0	0	0	4	0	0
55-64	9	0	0	0	9	0	0
65-74	3	0	0	0	3	0	0
Race							
White	24	0	0	0	24	0	0
Native American	1	0	0	0	1	0	0
Asian	1	0	0	0	1	0	0
Presenting Problem/Diagnosis							
Developmental Disorder	4	0	0	0	4	0	0
Mood Disorder	2	0	0	0	2	0	0
Other Psychotic	19	0	0	0	19	0	0
Deferred/No Diagnosis	1	0	0	0	1	0	0
County of Residence							
Craig	26	0	0	0	26	0	0
Other Indicators							
Homeless	1	0	0	0	1	0	0
Indigent	26	0	0	0	26	0	0
SMI (If ever)	26	0	0	0	26	0	0

Notes: The same client may be counted in more than one category, e.g., clients can receive services under more than one contract source, in more than one "County of Residence," or may have multiple "Other Indicators." Please see Definition page for other considerations.

Oklahoma Department of Mental Health and Substance Abuse Services

Counts of Admitted Clients Served by Funding Source for Each Agency During FY2000

SECOND CHANCE CDU

	Total	Funding Source					
		Mental Health	Substance Abuse	Domestic Violence	Residential Care	Medicaid	Other
Total							
Unduplicated Count	113	0	113	0	0	0	0
Sex							
Female	32	0	32	0	0	0	0
Male	81	0	81	0	0	0	0
Age							
05-17	108	0	108	0	0	0	0
18-20	5	0	5	0	0	0	0
Race							
White	72	0	72	0	0	0	0
Black	9	0	9	0	0	0	0
Native American	18	0	18	0	0	0	0
Hispanic	2	0	2	0	0	0	0
Two or More Races	11	0	11	0	0	0	0
Unknown	1	0	1	0	0	0	0
Presenting Problem/Diagnosis							
Alcohol Abuse	2	0	2	0	0	0	0
Substance Related	110	0	110	0	0	0	0
Deferred/No Diagnosis	1	0	1	0	0	0	0
County of Residence							
Beckham	1	0	1	0	0	0	0
Bryan	1	0	1	0	0	0	0
Caddo	1	0	1	0	0	0	0
Canadian	4	0	4	0	0	0	0
Carter	2	0	2	0	0	0	0
Choctaw	3	0	3	0	0	0	0
Cleveland	4	0	4	0	0	0	0
Comanche	2	0	2	0	0	0	0
Cotton	1	0	1	0	0	0	0
Creek	4	0	4	0	0	0	0
Delaware	1	0	1	0	0	0	0
Garfield	1	0	1	0	0	0	0
Garvin	1	0	1	0	0	0	0
Hughes	3	0	3	0	0	0	0
Jackson	3	0	3	0	0	0	0
Kay	1	0	1	0	0	0	0
Kiowa	1	0	1	0	0	0	0
Lincoln	2	0	2	0	0	0	0
Logan	1	0	1	0	0	0	0
Mayes	4	0	4	0	0	0	0
McCurtain	1	0	1	0	0	0	0
McIntosh	2	0	2	0	0	0	0
Muskogee	6	0	6	0	0	0	0
Noble	1	0	1	0	0	0	0
Oklahoma	18	0	18	0	0	0	0
Okmulgee	2	0	2	0	0	0	0
Osage	5	0	5	0	0	0	0
Ottawa	1	0	1	0	0	0	0
Payne	2	0	2	0	0	0	0
Pittsburgh	3	0	3	0	0	0	0

Notes: The same client may be counted in more than one category, e.g., clients can receive services under more than one contract source, in more than one "County of Residence," or may have multiple "Other Indicators." Please see Definition page for other considerations.

Oklahoma Department of Mental Health and Substance Abuse Services

Counts of Admitted Clients Served by Funding Source for Each Agency During FY2000

SECOND CHANCE CDU

	Total	Funding Source					
		Mental Health	Substance Abuse	Domestic Violence	Residential Care	Medicaid	Other
Pontotoc	2	0	2	0	0	0	0
Pottawatomie	4	0	4	0	0	0	0
Rogers	5	0	5	0	0	0	0
Tulsa	17	0	17	0	0	0	0
Wagoner	1	0	1	0	0	0	0
Woods	1	0	1	0	0	0	0
Out of State/Unknown	1	0	1	0	0	0	0
Other Indicators							
Any Alcohol/Drug Problem	112	0	112	0	0	0	0
Custody of DHS	2	0	2	0	0	0	0
Custody of DOC	3	0	3	0	0	0	0
Custody of OJA	32	0	32	0	0	0	0
Indigent	101	0	101	0	0	0	0
SMI (If ever)	2	0	2	0	0	0	0

Notes: The same client may be counted in more than one category, e.g., clients can receive services under more than one contract source, in more than one "County of Residence," or may have multiple "Other Indicators." Please see Definition page for other considerations.

Oklahoma Department of Mental Health and Substance Abuse Services

Counts of Admitted Clients Served by Funding Source for Each Agency During FY2000

SHERRYS OLD FASHIONED R & B

		Funding Source						
		Total	Mental Health	Substance Abuse	Domestic Violence	Residential Care	Medicaid	Other
Total	Unduplicated Count	20	0	0	0	20	0	0
Sex	Male	20	0	0	0	20	0	0
Age	18-20	1	0	0	0	1	0	0
	25-34	3	0	0	0	3	0	0
	35-44	6	0	0	0	6	0	0
	45-54	6	0	0	0	6	0	0
	55-64	4	0	0	0	4	0	0
Race	White	18	0	0	0	18	0	0
	Asian	1	0	0	0	1	0	0
	Two or More Races	1	0	0	0	1	0	0
Presenting Problem/Diagnosis	Mood Disorder	7	0	0	0	7	0	0
	Other Psychotic	6	0	0	0	6	0	0
	Schizophrenia	4	0	0	0	4	0	0
	Social Conditions	3	0	0	0	3	0	0
County of Residence	Lincoln	20	0	0	0	20	0	0
Other Indicators	Any Alcohol/Drug Problem	1	0	0	0	1	0	0
	Indigent	19	0	0	0	19	0	0
	SMI (If ever)	20	0	0	0	20	0	0

Notes: The same client may be counted in more than one category, e.g., clients can receive services under more than one contract source, in more than one "County of Residence," or may have multiple "Other Indicators." Please see Definition page for other considerations.

Oklahoma Department of Mental Health and Substance Abuse Services

Counts of Admitted Clients Served by Funding Source for Each Agency During FY2000

SOAARR, INC.

	Total	Funding Source					
		Mental Health	Substance Abuse	Domestic Violence	Residential Care	Medicaid	Other
Total							
Unduplicated Count	67	0	67	0	0	0	0
Sex							
Female	22	0	22	0	0	0	0
Male	45	0	45	0	0	0	0
Age							
05-17	60	0	60	0	0	0	0
18-20	7	0	7	0	0	0	0
Race							
White	47	0	47	0	0	0	0
Black	1	0	1	0	0	0	0
Native American	13	0	13	0	0	0	0
Hispanic	3	0	3	0	0	0	0
Two or More Races	2	0	2	0	0	0	0
Unknown	1	0	1	0	0	0	0
Presenting Problem/Diagnosis							
Alcohol Abuse	1	0	1	0	0	0	0
Substance Related	65	0	65	0	0	0	0
Deferred/No Diagnosis	1	0	1	0	0	0	0
County of Residence							
Beckham	5	0	5	0	0	0	0
Blaine	1	0	1	0	0	0	0
Bryan	1	0	1	0	0	0	0
Caddo	3	0	3	0	0	0	0
Canadian	5	0	5	0	0	0	0
Carter	1	0	1	0	0	0	0
Cleveland	3	0	3	0	0	0	0
Comanche	2	0	2	0	0	0	0
Creek	1	0	1	0	0	0	0
Custer	2	0	2	0	0	0	0
Garfield	3	0	3	0	0	0	0
Jackson	2	0	2	0	0	0	0
Latimer	1	0	1	0	0	0	0
Logan	1	0	1	0	0	0	0
Mayes	1	0	1	0	0	0	0
McClain	1	0	1	0	0	0	0
Oklahoma	3	0	3	0	0	0	0
Osage	1	0	1	0	0	0	0
Pontotoc	1	0	1	0	0	0	0
Stephens	2	0	2	0	0	0	0
Tulsa	23	0	23	0	0	0	0
Wagoner	1	0	1	0	0	0	0
Washita	1	0	1	0	0	0	0
Out of State/Unknown	2	0	2	0	0	0	0
Other Indicators							
Any Alcohol/Drug Problem	66	0	66	0	0	0	0
Indigent	60	0	60	0	0	0	0
SED (6-17)	7	0	7	0	0	0	0

Notes: The same client may be counted in more than one category, e.g., clients can receive services under more than one contract source, in more than one "County of Residence," or may have multiple "Other Indicators." Please see Definition page for other considerations.

Oklahoma Department of Mental Health and Substance Abuse Services

Counts of Admitted Clients Served by Funding Source for Each Agency During FY2000

SOUTHWEST RETIREMENT HOME, INC

	Total	Funding Source					
		Mental Health	Substance Abuse	Domestic Violence	Residential Care	Medicaid	Other
Total							
Unduplicated Count	63	22	0	0	50	0	0
Sex							
Female	30	11	0	0	24	0	0
Male	33	11	0	0	26	0	0
Age							
25-34	6	3	0	0	5	0	0
35-44	15	6	0	0	11	0	0
45-54	26	13	0	0	18	0	0
55-64	10	0	0	0	10	0	0
65-74	6	0	0	0	6	0	0
Race							
White	46	16	0	0	36	0	0
Black	10	3	0	0	9	0	0
Native American	2	1	0	0	2	0	0
Asian	1	1	0	0	0	0	0
Two or More Races	2	1	0	0	1	0	0
Unknown	2	0	0	0	2	0	0
Presenting Problem/Diagnosis							
Developmental Disorder	18	5	0	0	14	0	0
Mood Disorder	3	1	0	0	3	0	0
Other Psychotic	2	1	0	0	2	0	0
Social Conditions	29	11	0	0	23	0	0
Unknown/Other	1	0	0	0	1	0	0
Deferred/No Diagnosis	10	4	0	0	7	0	0
County of Residence							
Coal	1	0	0	0	1	0	0
Comanche	58	22	0	0	45	0	0
Jackson	1	0	0	0	1	0	0
Out of State/Unknown	3	0	0	0	3	0	0
Other Indicators							
Any Alcohol/Drug Problem	1	0	0	0	1	0	0
Custody of DOC	1	0	0	0	1	0	0
Indigent	60	22	0	0	47	0	0
SMI (If ever)	60	22	0	0	47	0	0

Notes: The same client may be counted in more than one category, e.g., clients can receive services under more than one contract source, in more than one "County of Residence," or may have multiple "Other Indicators." Please see Definition page for other considerations.

Oklahoma Department of Mental Health and Substance Abuse Services

Counts of Admitted Clients Served by Funding Source for Each Agency During FY2000

STARTING POINT II, INC.

	Total	Funding Source					
		Mental Health	Substance Abuse	Domestic Violence	Residential Care	Medicaid	Other
Total							
Unduplicated Count	446	0	446	0	0	0	0
Sex							
Female	98	0	98	0	0	0	0
Male	348	0	348	0	0	0	0
Age							
05-17	1	0	1	0	0	0	0
18-20	64	0	64	0	0	0	0
21-24	96	0	96	0	0	0	0
25-34	111	0	111	0	0	0	0
35-44	118	0	118	0	0	0	0
45-54	43	0	43	0	0	0	0
55-64	8	0	8	0	0	0	0
65-74	4	0	4	0	0	0	0
75-84	1	0	1	0	0	0	0
Race							
White	328	0	328	0	0	0	0
Black	24	0	24	0	0	0	0
Native American	55	0	55	0	0	0	0
Hispanic	4	0	4	0	0	0	0
Two or More Races	35	0	35	0	0	0	0
Presenting Problem/Diagnosis							
Alcohol Abuse	230	0	230	0	0	0	0
Substance Related	216	0	216	0	0	0	0
County of Residence							
Adair	1	0	1	0	0	0	0
Beckham	1	0	1	0	0	0	0
Blaine	2	0	2	0	0	0	0
Bryan	1	0	1	0	0	0	0
Caddo	2	0	2	0	0	0	0
Cherokee	1	0	1	0	0	0	0
Choctaw	3	0	3	0	0	0	0
Cleveland	2	0	2	0	0	0	0
Creek	1	0	1	0	0	0	0
Custer	3	0	3	0	0	0	0
Delaware	1	0	1	0	0	0	0
Garfield	38	0	38	0	0	0	0
Garvin	1	0	1	0	0	0	0
Grant	1	0	1	0	0	0	0
Kay	55	0	55	0	0	0	0
Kingfisher	3	0	3	0	0	0	0
LeFlore	1	0	1	0	0	0	0
Lincoln	6	0	6	0	0	0	0
Logan	12	0	12	0	0	0	0
Marshall	1	0	1	0	0	0	0
Mayes	1	0	1	0	0	0	0
McClain	1	0	1	0	0	0	0
McCurtain	3	0	3	0	0	0	0
Muskogee	2	0	2	0	0	0	0
Noble	15	0	15	0	0	0	0

Notes: The same client may be counted in more than one category, e.g., clients can receive services under more than one contract source, in more than one "County of Residence," or may have multiple "Other Indicators." Please see Definition page for other considerations.

Oklahoma Department of Mental Health and Substance Abuse Services

Counts of Admitted Clients Served by Funding Source for Each Agency During FY2000

STARTING POINT II, INC.

	Funding Source						
	Total	Mental Health	Substance Abuse	Domestic Violence	Residential Care	Medicaid	Other
Nowata	1	0	1	0	0	0	0
Okfuskee	1	0	1	0	0	0	0
Oklahoma	16	0	16	0	0	0	0
Okmulgee	2	0	2	0	0	0	0
Osage	9	0	9	0	0	0	0
Pawnee	7	0	7	0	0	0	0
Payne	206	0	206	0	0	0	0
Pittsburgh	2	0	2	0	0	0	0
Pontotoc	6	0	6	0	0	0	0
Pottawatomie	4	0	4	0	0	0	0
Rogers	1	0	1	0	0	0	0
Seminole	6	0	6	0	0	0	0
Texas	3	0	3	0	0	0	0
Tulsa	11	0	11	0	0	0	0
Wagoner	1	0	1	0	0	0	0
Washington	3	0	3	0	0	0	0
Washita	1	0	1	0	0	0	0
Woods	1	0	1	0	0	0	0
Woodward	2	0	2	0	0	0	0
Out of State/Unknown	5	0	5	0	0	0	0
Other Indicators							
Any Alcohol/Drug Problem	446	0	446	0	0	0	0
Custody of DHS	1	0	1	0	0	0	0
Custody of DOC	2	0	2	0	0	0	0
Homeless	69	0	69	0	0	0	0
Indigent	446	0	446	0	0	0	0
SMI (If ever)	71	0	71	0	0	0	0

Notes: The same client may be counted in more than one category, e.g., clients can receive services under more than one contract source, in more than one "County of Residence," or may have multiple "Other Indicators." Please see Definition page for other considerations.

Oklahoma Department of Mental Health and Substance Abuse Services

Counts of Admitted Clients Served by Funding Source for Each Agency During FY2000

STEPHENS COUNTY VOLUNTEERS FOR CRISIS INTERVENTION

	Total	Funding Source					
		Mental Health	Substance Abuse	Domestic Violence	Residential Care	Medicaid	Other
Total							
Unduplicated Count	398	0	0	398	0	0	1
Sex							
Female	321	0	0	321	0	0	1
Male	77	0	0	77	0	0	0
Age							
0-04	59	0	0	59	0	0	0
05-17	108	0	0	108	0	0	0
18-20	17	0	0	17	0	0	0
21-24	32	0	0	32	0	0	0
25-34	93	0	0	93	0	0	1
35-44	69	0	0	69	0	0	0
45-54	17	0	0	17	0	0	0
55-64	3	0	0	3	0	0	0
Race							
White	284	0	0	284	0	0	1
Black	27	0	0	27	0	0	0
Native American	19	0	0	19	0	0	0
Hispanic	15	0	0	15	0	0	0
Asian	1	0	0	1	0	0	0
Two or More Races	52	0	0	52	0	0	0
Presenting Problem/Diagnosis							
Social Conditions	398	0	0	398	0	0	1
County of Residence							
Carter	1	0	0	1	0	0	0
Jefferson	6	0	0	6	0	0	0
Kingfisher	1	0	0	1	0	0	0
LeFlore	2	0	0	2	0	0	0
Logan	1	0	0	1	0	0	0
Pawnee	1	0	0	1	0	0	0
Stephens	386	0	0	386	0	0	1
Other Indicators							
Any Alcohol/Drug Problem	4	0	0	4	0	0	0
Homeless	55	0	0	55	0	0	0
Indigent	373	0	0	373	0	0	1
SMI (If ever)	20	0	0	20	0	0	1

Notes: The same client may be counted in more than one category, e.g., clients can receive services under more than one contract source, in more than one "County of Residence," or may have multiple "Other Indicators." Please see Definition page for other considerations.

Oklahoma Department of Mental Health and Substance Abuse Services

Counts of Admitted Clients Served by Funding Source for Each Agency During FY2000

STILLWATER DOMESTIC VIOLENCE SERVICE INC.

	Total	Funding Source					
		Mental Health	Substance Abuse	Domestic Violence	Residential Care	Medicaid	Other
Total							
Unduplicated Count	392	0	0	354	0	0	212
Sex							
Female	229	0	0	213	0	0	133
Male	163	0	0	141	0	0	79
Age							
0-04	73	0	0	66	0	0	46
05-17	55	0	0	48	0	0	28
18-20	12	0	0	10	0	0	9
21-24	51	0	0	46	0	0	27
25-34	103	0	0	94	0	0	56
35-44	66	0	0	61	0	0	34
45-54	28	0	0	26	0	0	9
55-64	3	0	0	2	0	0	2
75-84	1	0	0	1	0	0	1
Race							
White	279	0	0	254	0	0	144
Black	30	0	0	29	0	0	19
Native American	28	0	0	28	0	0	9
Hispanic	14	0	0	14	0	0	10
Asian	8	0	0	4	0	0	7
Two or More Races	33	0	0	25	0	0	23
Presenting Problem/Diagnosis							
Mood Disorder	2	0	0	2	0	0	0
Social Conditions	340	0	0	316	0	0	175
Unknown/Other	1	0	0	1	0	0	0
Deferred/No Diagnosis	49	0	0	35	0	0	37
County of Residence							
Comanche	2	0	0	2	0	0	2
Creek	4	0	0	3	0	0	3
Harper	1	0	0	0	0	0	1
Kay	3	0	0	3	0	0	1
Kingfisher	2	0	0	2	0	0	0
Lincoln	9	0	0	9	0	0	3
Logan	3	0	0	3	0	0	0
Noble	9	0	0	9	0	0	3
Oklahoma	18	0	0	18	0	0	15
Osage	2	0	0	2	0	0	1
Pawnee	16	0	0	14	0	0	11
Payne	304	0	0	270	0	0	158
Pottawatomie	1	0	0	1	0	0	1
Roger Mills	1	0	0	1	0	0	0
Rogers	2	0	0	2	0	0	1
Tulsa	8	0	0	8	0	0	5
Out of State/Unknown	7	0	0	7	0	0	7
Other Indicators							
Any Alcohol/Drug Problem	14	0	0	12	0	0	6
Custody of DHS	7	0	0	7	0	0	2
Custody of DOC	1	0	0	1	0	0	0
Homeless	31	0	0	31	0	0	28

Notes: The same client may be counted in more than one category, e.g., clients can receive services under more than one contract source, in more than one "County of Residence," or may have multiple "Other Indicators." Please see Definition page for other considerations.

Oklahoma Department of Mental Health and Substance Abuse Services

Counts of Admitted Clients Served by Funding Source for Each Agency During FY2000

STILLWATER DOMESTIC VIOLENCE SERVICE INC.

	Total	Funding Source					
		Mental Health	Substance Abuse	Domestic Violence	Residential Care	Medicaid	Other
Indigent	340	0	0	309	0	0	183
SMI (If ever)	40	0	0	35	0	0	26

Notes: The same client may be counted in more than one category, e.g., clients can receive services under more than one contract source, in more than one "County of Residence," or may have multiple "Other Indicators." Please see Definition page for other considerations.

Oklahoma Department of Mental Health and Substance Abuse Services

Counts of Admitted Clients Served by Funding Source for Each Agency During FY2000

STREET SCHOOL, INC.

		Funding Source						
		Total	Mental Health	Substance Abuse	Domestic Violence	Residential Care	Medicaid	Other
Total	Unduplicated Count	38	0	38	0	0	0	0
Sex	Female	22	0	22	0	0	0	0
	Male	16	0	16	0	0	0	0
Age	05-17	34	0	34	0	0	0	0
	18-20	4	0	4	0	0	0	0
Race	White	28	0	28	0	0	0	0
	Black	3	0	3	0	0	0	0
	Native American	6	0	6	0	0	0	0
	Hispanic	1	0	1	0	0	0	0
Presenting Problem/Diagnosis	Alcohol Abuse	7	0	7	0	0	0	0
	Substance Related	31	0	31	0	0	0	0
County of Residence	Tulsa	38	0	38	0	0	0	0
Other Indicators	Any Alcohol/Drug Problem	38	0	38	0	0	0	0
	Indigent	22	0	22	0	0	0	0
	SMI (If ever)	2	0	2	0	0	0	0

Notes: The same client may be counted in more than one category, e.g., clients can receive services under more than one contract source, in more than one "County of Residence," or may have multiple "Other Indicators." Please see Definition page for other considerations.

Oklahoma Department of Mental Health and Substance Abuse Services

Counts of Admitted Clients Served by Funding Source for Each Agency During FY2000

SUGAR MOUNTAIN RETREAT

	Total	Funding Source					
		Mental Health	Substance Abuse	Domestic Violence	Residential Care	Medicaid	Other
Total							
Unduplicated Count	87	0	0	0	87	0	0
Sex							
Female	37	0	0	0	37	0	0
Male	50	0	0	0	50	0	0
Age							
05-17	1	0	0	0	1	0	0
18-20	2	0	0	0	2	0	0
21-24	9	0	0	0	9	0	0
25-34	21	0	0	0	21	0	0
35-44	29	0	0	0	29	0	0
45-54	18	0	0	0	18	0	0
55-64	6	0	0	0	6	0	0
65-74	1	0	0	0	1	0	0
Race							
White	71	0	0	0	71	0	0
Black	6	0	0	0	6	0	0
Native American	6	0	0	0	6	0	0
Two or More Races	2	0	0	0	2	0	0
Unknown	2	0	0	0	2	0	0
Presenting Problem/Diagnosis							
Mood Disorder	4	0	0	0	4	0	0
Other Psychotic	80	0	0	0	80	0	0
Unknown/Other	1	0	0	0	1	0	0
Deferred/No Diagnosis	2	0	0	0	2	0	0
County of Residence							
Cherokee	85	0	0	0	85	0	0
Out of State/Unknown	2	0	0	0	2	0	0
Other Indicators							
Any Alcohol/Drug Problem	1	0	0	0	1	0	0
Custody of DOC	2	0	0	0	2	0	0
Indigent	84	0	0	0	84	0	0
SMI (If ever)	84	0	0	0	84	0	0

Notes: The same client may be counted in more than one category, e.g., clients can receive services under more than one contract source, in more than one "County of Residence," or may have multiple "Other Indicators." Please see Definition page for other considerations.

Oklahoma Department of Mental Health and Substance Abuse Services

Counts of Admitted Clients Served by Funding Source for Each Agency During FY2000

SUNNY ACRES BOARDING MANOR, INC.

	Total	Funding Source					
		Mental Health	Substance Abuse	Domestic Violence	Residential Care	Medicaid	Other
Total							
Unduplicated Count	36	0	0	0	36	0	0
Sex							
Female	11	0	0	0	11	0	0
Male	25	0	0	0	25	0	0
Age							
25-34	3	0	0	0	3	0	0
35-44	6	0	0	0	6	0	0
45-54	8	0	0	0	8	0	0
55-64	15	0	0	0	15	0	0
65-74	3	0	0	0	3	0	0
75-84	1	0	0	0	1	0	0
Race							
White	29	0	0	0	29	0	0
Black	4	0	0	0	4	0	0
Native American	1	0	0	0	1	0	0
Two or More Races	2	0	0	0	2	0	0
Presenting Problem/Diagnosis							
Alcohol Abuse	3	0	0	0	3	0	0
Developmental Disorder	2	0	0	0	2	0	0
Mood Disorder	15	0	0	0	15	0	0
Other Psychotic	11	0	0	0	11	0	0
Social Conditions	5	0	0	0	5	0	0
County of Residence							
Dewey	2	0	0	0	2	0	0
Tulsa	34	0	0	0	34	0	0
Other Indicators							
Any Alcohol/Drug Problem	5	0	0	0	5	0	0
Indigent	34	0	0	0	34	0	0
SMI (If ever)	36	0	0	0	36	0	0

Notes: The same client may be counted in more than one category, e.g., clients can receive services under more than one contract source, in more than one "County of Residence," or may have multiple "Other Indicators." Please see Definition page for other considerations.

Oklahoma Department of Mental Health and Substance Abuse Services

Counts of Admitted Clients Served by Funding Source for Each Agency During FY2000

SUNNY ACRES RESIDENTIAL CARE

	Total	Funding Source					
		Mental Health	Substance Abuse	Domestic Violence	Residential Care	Medicaid	Other
Total							
Unduplicated Count	36	0	0	0	36	0	0
Sex							
Female	6	0	0	0	6	0	0
Male	30	0	0	0	30	0	0
Age							
18-20	1	0	0	0	1	0	0
21-24	1	0	0	0	1	0	0
25-34	8	0	0	0	8	0	0
35-44	10	0	0	0	10	0	0
45-54	11	0	0	0	11	0	0
55-64	4	0	0	0	4	0	0
65-74	1	0	0	0	1	0	0
Race							
White	23	0	0	0	23	0	0
Black	6	0	0	0	6	0	0
Native American	3	0	0	0	3	0	0
Two or More Races	4	0	0	0	4	0	0
Presenting Problem/Diagnosis							
Alcohol Abuse	1	0	0	0	1	0	0
Developmental Disorder	9	0	0	0	9	0	0
Mood Disorder	10	0	0	0	10	0	0
Other Psychotic	12	0	0	0	12	0	0
Social Conditions	4	0	0	0	4	0	0
County of Residence							
Mayes	36	0	0	0	36	0	0
Other Indicators							
Any Alcohol/Drug Problem	4	0	0	0	4	0	0
Indigent	36	0	0	0	36	0	0
SMI (If ever)	36	0	0	0	36	0	0

Notes: The same client may be counted in more than one category, e.g., clients can receive services under more than one contract source, in more than one "County of Residence," or may have multiple "Other Indicators." Please see Definition page for other considerations.

Oklahoma Department of Mental Health and Substance Abuse Services

Counts of Admitted Clients Served by Funding Source for Each Agency During FY2000

THE NEXT STEP NETWORK, INC.

	Total	Funding Source					
		Mental Health	Substance Abuse	Domestic Violence	Residential Care	Medicaid	Other
Total							
Unduplicated Count	91	0	91	0	0	0	0
Sex							
Female	23	0	23	0	0	0	0
Male	68	0	68	0	0	0	0
Age							
18-20	12	0	12	0	0	0	0
21-24	10	0	10	0	0	0	0
25-34	34	0	34	0	0	0	0
35-44	25	0	25	0	0	0	0
45-54	7	0	7	0	0	0	0
55-64	3	0	3	0	0	0	0
Race							
White	72	0	72	0	0	0	0
Black	4	0	4	0	0	0	0
Native American	2	0	2	0	0	0	0
Hispanic	8	0	8	0	0	0	0
Two or More Races	5	0	5	0	0	0	0
Presenting Problem/Diagnosis							
Alcohol Abuse	52	0	52	0	0	0	0
Substance Related	39	0	39	0	0	0	0
County of Residence							
Beckham	4	0	4	0	0	0	0
Blaine	1	0	1	0	0	0	0
Cherokee	1	0	1	0	0	0	0
Cotton	1	0	1	0	0	0	0
Custer	1	0	1	0	0	0	0
Garfield	2	0	2	0	0	0	0
Greer	1	0	1	0	0	0	0
Jackson	5	0	5	0	0	0	0
Kay	2	0	2	0	0	0	0
Kiowa	2	0	2	0	0	0	0
Muskogee	1	0	1	0	0	0	0
Oklahoma	3	0	3	0	0	0	0
Texas	56	0	56	0	0	0	0
Tillman	1	0	1	0	0	0	0
Tulsa	1	0	1	0	0	0	0
Washita	2	0	2	0	0	0	0
Woods	2	0	2	0	0	0	0
Woodward	2	0	2	0	0	0	0
Out of State/Unknown	3	0	3	0	0	0	0
Other Indicators							
Any Alcohol/Drug Problem	91	0	91	0	0	0	0
Custody of DOC	17	0	17	0	0	0	0
Homeless	4	0	4	0	0	0	0
Indigent	88	0	88	0	0	0	0
SMI (If ever)	8	0	8	0	0	0	0

Notes: The same client may be counted in more than one category, e.g., clients can receive services under more than one contract source, in more than one "County of Residence," or may have multiple "Other Indicators." Please see Definition page for other considerations.

Oklahoma Department of Mental Health and Substance Abuse Services

Counts of Admitted Clients Served by Funding Source for Each Agency During FY2000

THE OAKS BEHAVIORAL HEALTH CENTER

	Total	Funding Source					
		Mental Health	Substance Abuse	Domestic Violence	Residential Care	Medicaid	Other
Total							
Unduplicated Count	1,718	0	1,419	144	0	307	0
Sex							
Female	680	0	469	111	0	221	0
Male	1,038	0	950	33	0	86	0
Age							
0-04	94	0	65	20	0	11	0
05-17	238	0	111	41	0	125	0
18-20	129	0	117	8	0	12	0
21-24	201	0	184	9	0	22	0
25-34	497	0	450	25	0	72	0
35-44	408	0	360	31	0	51	0
45-54	122	0	109	8	0	9	0
55-64	25	0	20	2	0	4	0
65-74	4	0	3	0	0	1	0
Race							
White	1,251	0	1,011	111	0	237	0
Black	171	0	165	8	0	19	0
Native American	190	0	155	18	0	34	0
Hispanic	18	0	17	1	0	1	0
Asian	2	0	1	0	0	1	0
Two or More Races	83	0	67	6	0	15	0
Unknown	3	0	3	0	0	0	0
Presenting Problem/Diagnosis							
Alcohol Abuse	490	0	471	1	0	38	0
Developmental Disorder	26	0	6	0	0	25	0
Mood Disorder	41	0	20	0	0	28	0
Other Non-Psychotic	82	0	24	0	0	70	0
Schizophrenia	1	0	1	0	0	0	0
Social Conditions	302	0	164	134	0	37	0
Substance Related	773	0	730	9	0	109	0
Deferred/No Diagnosis	3	0	3	0	0	0	0
County of Residence							
Adair	6	0	2	4	0	0	0
Atoka	184	0	149	10	0	38	0
Beaver	1	0	1	0	0	0	0
Beckham	1	0	1	0	0	0	0
Bryan	8	0	8	0	0	1	0
Carter	5	0	5	0	0	1	0
Cherokee	9	0	8	1	0	1	0
Choctaw	13	0	12	0	0	2	0
Cimarron	5	0	5	0	0	1	0
Cleveland	246	0	246	0	0	1	0
Coal	84	0	62	1	0	31	0
Cotton	1	0	1	0	0	0	0
Craig	1	0	1	0	0	0	0
Creek	2	0	2	0	0	0	0
Custer	2	0	2	0	0	1	0
Garvin	45	0	38	0	0	8	0
Grady	5	0	5	0	0	0	0

Notes: The same client may be counted in more than one category, e.g., clients can receive services under more than one contract source, in more than one "County of Residence," or may have multiple "Other Indicators." Please see Definition page for other considerations.

Oklahoma Department of Mental Health and Substance Abuse Services

Counts of Admitted Clients Served by Funding Source for Each Agency During FY2000

THE OAKS BEHAVIORAL HEALTH CENTER

	Funding Source						
	Total	Mental Health	Substance Abuse	Domestic Violence	Residential Care	Medicaid	Other
Harper	1	0	1	0	0	1	0
Haskell	14	0	9	3	0	2	0
Hughes	3	0	3	0	0	0	0
Jackson	6	0	4	2	0	1	0
Johnston	32	0	30	0	0	7	0
Kay	3	0	3	0	0	0	0
Kiowa	3	0	2	0	0	1	0
Latimer	84	0	49	11	0	37	0
LeFlore	92	0	80	3	0	14	0
Lincoln	7	0	7	0	0	2	0
Marshall	13	0	13	0	0	2	0
Mayes	1	0	1	0	0	0	0
McClain	35	0	30	0	0	8	0
McCurtain	7	0	7	0	0	0	0
McIntosh	108	0	93	1	0	23	0
Muskogee	19	0	19	4	0	4	0
Okfuskee	4	0	4	0	0	2	0
Oklahoma	22	0	21	0	0	7	0
Okmulgee	114	0	106	3	0	11	0
Payne	1	0	0	0	0	1	0
Pittsburgh	346	0	256	85	0	38	0
Pontotoc	8	0	7	0	0	5	0
Pottawatomie	12	0	8	4	0	3	0
Pushmataha	93	0	58	0	0	38	0
Seminole	5	0	1	4	0	0	0
Sequoyah	2	0	2	0	0	0	0
Stephens	2	0	2	0	0	0	0
Tulsa	41	0	36	5	0	12	0
Wagoner	12	0	12	0	0	2	0
Washington	4	0	4	0	0	1	0
Out of State/Unknown	6	0	3	3	0	0	0
Other Indicators							
Any Alcohol/Drug Problem	1,307	0	1,240	10	0	157	0
Custody of DHS	52	0	27	0	0	29	0
Custody of DOC	382	0	382	0	0	0	0
Custody of OJA	9	0	8	0	0	3	0
Deaf and Hearing Impaired	2	0	2	0	0	1	0
Dual Diagnosis	19	0	14	0	0	9	0
Homeless	59	0	22	42	0	6	0
Indigent	1,677	0	1,381	142	0	306	0
SMI (If ever)	195	0	165	20	0	43	0

Notes: The same client may be counted in more than one category, e.g., clients can receive services under more than one contract source, in more than one "County of Residence," or may have multiple "Other Indicators." Please see Definition page for other considerations.

Oklahoma Department of Mental Health and Substance Abuse Services

Counts of Admitted Clients Served by Funding Source for Each Agency During FY2000

THE REFERRAL CENTER

	Total	Funding Source					
		Mental Health	Substance Abuse	Domestic Violence	Residential Care	Medicaid	Other
Total							
Unduplicated Count	918	0	918	0	0	0	0
Sex							
Female	320	0	320	0	0	0	0
Male	598	0	598	0	0	0	0
Age							
05-17	6	0	6	0	0	0	0
18-20	50	0	50	0	0	0	0
21-24	83	0	83	0	0	0	0
25-34	296	0	296	0	0	0	0
35-44	350	0	350	0	0	0	0
45-54	108	0	108	0	0	0	0
55-64	23	0	23	0	0	0	0
65-74	2	0	2	0	0	0	0
Race							
White	663	0	663	0	0	0	0
Black	194	0	194	0	0	0	0
Native American	44	0	44	0	0	0	0
Hispanic	12	0	12	0	0	0	0
Asian	2	0	2	0	0	0	0
Two or More Races	3	0	3	0	0	0	0
Presenting Problem/Diagnosis							
Alcohol Abuse	360	0	360	0	0	0	0
Mood Disorder	2	0	2	0	0	0	0
Social Conditions	4	0	4	0	0	0	0
Substance Related	552	0	552	0	0	0	0
County of Residence							
Adair	2	0	2	0	0	0	0
Atoka	1	0	1	0	0	0	0
Beckham	2	0	2	0	0	0	0
Blaine	3	0	3	0	0	0	0
Bryan	7	0	7	0	0	0	0
Caddo	3	0	3	0	0	0	0
Canadian	22	0	22	0	0	0	0
Carter	10	0	10	0	0	0	0
Cherokee	1	0	1	0	0	0	0
Choctaw	4	0	4	0	0	0	0
Cleveland	47	0	47	0	0	0	0
Comanche	12	0	12	0	0	0	0
Custer	3	0	3	0	0	0	0
Garfield	9	0	9	0	0	0	0
Garvin	9	0	9	0	0	0	0
Grady	12	0	12	0	0	0	0
Greer	1	0	1	0	0	0	0
Hughes	8	0	8	0	0	0	0
Jackson	3	0	3	0	0	0	0
Jefferson	1	0	1	0	0	0	0
Johnston	1	0	1	0	0	0	0
Kay	6	0	6	0	0	0	0
Kingfisher	1	0	1	0	0	0	0

Notes: The same client may be counted in more than one category, e.g., clients can receive services under more than one contract source, in more than one "County of Residence," or may have multiple "Other Indicators." Please see Definition page for other considerations.

Oklahoma Department of Mental Health and Substance Abuse Services

Counts of Admitted Clients Served by Funding Source for Each Agency During FY2000

THE REFERRAL CENTER

	Funding Source						
	Total	Mental Health	Substance Abuse	Domestic Violence	Residential Care	Medicaid	Other
Kiowa	1	0	1	0	0	0	0
LeFlore	1	0	1	0	0	0	0
Lincoln	6	0	6	0	0	0	0
Logan	11	0	11	0	0	0	0
Love	2	0	2	0	0	0	0
Major	1	0	1	0	0	0	0
Marshall	1	0	1	0	0	0	0
McClain	9	0	9	0	0	0	0
McCurtain	4	0	4	0	0	0	0
Noble	1	0	1	0	0	0	0
Oklahoma	645	0	645	0	0	0	0
Okmulgee	2	0	2	0	0	0	0
Pawnee	1	0	1	0	0	0	0
Payne	4	0	4	0	0	0	0
Pontotoc	8	0	8	0	0	0	0
Pottawatomie	28	0	28	0	0	0	0
Roger Mills	2	0	2	0	0	0	0
Seminole	3	0	3	0	0	0	0
Stephens	4	0	4	0	0	0	0
Texas	2	0	2	0	0	0	0
Tulsa	4	0	4	0	0	0	0
Washita	2	0	2	0	0	0	0
Woodward	1	0	1	0	0	0	0
Out of State/Unknown	7	0	7	0	0	0	0
Other Indicators							
Any Alcohol/Drug Problem	912	0	912	0	0	0	0
Custody of DOC	20	0	20	0	0	0	0
Deaf and Hearing Impaired	1	0	1	0	0	0	0
Homeless	67	0	67	0	0	0	0
Indigent	799	0	799	0	0	0	0
SMI (If ever)	213	0	213	0	0	0	0

Notes: The same client may be counted in more than one category, e.g., clients can receive services under more than one contract source, in more than one "County of Residence," or may have multiple "Other Indicators." Please see Definition page for other considerations.

Oklahoma Department of Mental Health and Substance Abuse Services

Counts of Admitted Clients Served by Funding Source for Each Agency During FY2000

TOTAL LIFE COUNSELING

	Total	Funding Source					
		Mental Health	Substance Abuse	Domestic Violence	Residential Care	Medicaid	Other
Total							
Unduplicated Count	49	0	49	0	0	0	0
Sex							
Female	21	0	21	0	0	0	0
Male	28	0	28	0	0	0	0
Age							
05-17	1	0	1	0	0	0	0
18-20	5	0	5	0	0	0	0
21-24	8	0	8	0	0	0	0
25-34	14	0	14	0	0	0	0
35-44	17	0	17	0	0	0	0
45-54	4	0	4	0	0	0	0
Race							
White	32	0	32	0	0	0	0
Black	13	0	13	0	0	0	0
Native American	2	0	2	0	0	0	0
Hispanic	2	0	2	0	0	0	0
Presenting Problem/Diagnosis							
Alcohol Abuse	21	0	21	0	0	0	0
Other Non-Psychotic	3	0	3	0	0	0	0
Substance Related	25	0	25	0	0	0	0
County of Residence							
Jackson	2	0	2	0	0	0	0
Oklahoma	47	0	47	0	0	0	0
Other Indicators							
Any Alcohol/Drug Problem	49	0	49	0	0	0	0
Custody of DHS	1	0	1	0	0	0	0
Custody of DOC	25	0	25	0	0	0	0
Custody of OJA	1	0	1	0	0	0	0
Homeless	3	0	3	0	0	0	0
Indigent	47	0	47	0	0	0	0
SMI (If ever)	6	0	6	0	0	0	0

Notes: The same client may be counted in more than one category, e.g., clients can receive services under more than one contract source, in more than one "County of Residence," or may have multiple "Other Indicators." Please see Definition page for other considerations.

Oklahoma Department of Mental Health and Substance Abuse Services

Counts of Admitted Clients Served by Funding Source for Each Agency During FY2000

TRANSITION HOUSE INC.

	Total	Funding Source					
		Mental Health	Substance Abuse	Domestic Violence	Residential Care	Medicaid	Other
Total							
Unduplicated Count	28	28	0	0	0	0	0
Sex							
Female	15	15	0	0	0	0	0
Male	13	13	0	0	0	0	0
Age							
18-20	2	2	0	0	0	0	0
21-24	3	3	0	0	0	0	0
25-34	9	9	0	0	0	0	0
35-44	8	8	0	0	0	0	0
45-54	5	5	0	0	0	0	0
55-64	1	1	0	0	0	0	0
Race							
White	24	24	0	0	0	0	0
Black	1	1	0	0	0	0	0
Native American	1	1	0	0	0	0	0
Hispanic	1	1	0	0	0	0	0
Unknown	1	1	0	0	0	0	0
Presenting Problem/Diagnosis							
Mood Disorder	17	17	0	0	0	0	0
Other Psychotic	10	10	0	0	0	0	0
Deferred/No Diagnosis	1	1	0	0	0	0	0
County of Residence							
Cleveland	25	25	0	0	0	0	0
Greer	1	1	0	0	0	0	0
Oklahoma	1	1	0	0	0	0	0
Out of State/Unknown	1	1	0	0	0	0	0
Other Indicators							
Any Alcohol/Drug Problem	14	14	0	0	0	0	0
Custody of DOC	2	2	0	0	0	0	0
Homeless	7	7	0	0	0	0	0
Indigent	27	27	0	0	0	0	0
SMI (If ever)	27	27	0	0	0	0	0

Notes: The same client may be counted in more than one category, e.g., clients can receive services under more than one contract source, in more than one "County of Residence," or may have multiple "Other Indicators." Please see Definition page for other considerations.

Oklahoma Department of Mental Health and Substance Abuse Services

Counts of Admitted Clients Served by Funding Source for Each Agency During FY2000

TRI-CITY SUBSTANCE ABUSE CTR

	Total	Funding Source					
		Mental Health	Substance Abuse	Domestic Violence	Residential Care	Medicaid	Other
Total							
Unduplicated Count	88	0	88	0	0	0	0
Sex							
Female	29	0	29	0	0	0	0
Male	59	0	59	0	0	0	0
Age							
05-17	1	0	1	0	0	0	0
18-20	3	0	3	0	0	0	0
21-24	10	0	10	0	0	0	0
25-34	28	0	28	0	0	0	0
35-44	29	0	29	0	0	0	0
45-54	13	0	13	0	0	0	0
55-64	4	0	4	0	0	0	0
Race							
White	54	0	54	0	0	0	0
Black	11	0	11	0	0	0	0
Native American	20	0	20	0	0	0	0
Two or More Races	3	0	3	0	0	0	0
Presenting Problem/Diagnosis							
Alcohol Abuse	31	0	31	0	0	0	0
Social Conditions	1	0	1	0	0	0	0
Substance Related	56	0	56	0	0	0	0
County of Residence							
Dewey	1	0	1	0	0	0	0
Hughes	5	0	5	0	0	0	0
Lincoln	1	0	1	0	0	0	0
Okfuskee	2	0	2	0	0	0	0
Oklahoma	2	0	2	0	0	0	0
Pontotoc	3	0	3	0	0	0	0
Pottawatomie	7	0	7	0	0	0	0
Seminole	66	0	66	0	0	0	0
Woods	1	0	1	0	0	0	0
Other Indicators							
Any Alcohol/Drug Problem	88	0	88	0	0	0	0
Deaf and Hearing Impaired	1	0	1	0	0	0	0
Indigent	77	0	77	0	0	0	0
SMI (If ever)	17	0	17	0	0	0	0

Notes: The same client may be counted in more than one category, e.g., clients can receive services under more than one contract source, in more than one "County of Residence," or may have multiple "Other Indicators." Please see Definition page for other considerations.

Oklahoma Department of Mental Health and Substance Abuse Services

Counts of Admitted Clients Served by Funding Source for Each Agency During FY2000

TRI-CITY YOUTH & FAMILY CENTER

		Funding Source						
		Total	Mental Health	Substance Abuse	Domestic Violence	Residential Care	Medicaid	Other
Total	Unduplicated Count	60	0	60	0	0	0	0
Sex	Female	37	0	37	0	0	0	0
	Male	23	0	23	0	0	0	0
Age	05-17	41	0	41	0	0	0	0
	18-20	5	0	5	0	0	0	0
	21-24	1	0	1	0	0	0	0
	25-34	4	0	4	0	0	0	0
	35-44	7	0	7	0	0	0	0
	45-54	2	0	2	0	0	0	0
Race	White	44	0	44	0	0	0	0
	Black	4	0	4	0	0	0	0
	Native American	8	0	8	0	0	0	0
	Two or More Races	4	0	4	0	0	0	0
Presenting Problem/Diagnosis	Alcohol Abuse	27	0	27	0	0	0	0
	Other Psychotic	1	0	1	0	0	0	0
	Social Conditions	8	0	8	0	0	0	0
	Substance Related	24	0	24	0	0	0	0
County of Residence	Oklahoma	60	0	60	0	0	0	0
Other Indicators	Any Alcohol/Drug Problem	54	0	54	0	0	0	0
	Custody of DHS	2	0	2	0	0	0	0
	Custody of DOC	9	0	9	0	0	0	0
	Custody of OJA	3	0	3	0	0	0	0
	Indigent	57	0	57	0	0	0	0
	SMI (If ever)	3	0	3	0	0	0	0

Notes: The same client may be counted in more than one category, e.g., clients can receive services under more than one contract source, in more than one "County of Residence," or may have multiple "Other Indicators." Please see Definition page for other considerations.

Oklahoma Department of Mental Health and Substance Abuse Services

Counts of Admitted Clients Served by Funding Source for Each Agency During FY2000

TULSA METROPOLITAN MINISTRY

		Funding Source						
		Total	Mental Health	Substance Abuse	Domestic Violence	Residential Care	Medicaid	Other
Total	Unduplicated Count	34	34	0	0	0	0	0
Sex	Female	14	14	0	0	0	0	0
	Male	20	20	0	0	0	0	0
Age	21-24	1	1	0	0	0	0	0
	25-34	6	6	0	0	0	0	0
	35-44	13	13	0	0	0	0	0
	45-54	9	9	0	0	0	0	0
	55-64	4	4	0	0	0	0	0
	65-74	1	1	0	0	0	0	0
Race	White	18	18	0	0	0	0	0
	Black	11	11	0	0	0	0	0
	Native American	4	4	0	0	0	0	0
	Two or More Races	1	1	0	0	0	0	0
Presenting Problem/Diagnosis	Mood Disorder	20	20	0	0	0	0	0
	Other Psychotic	14	14	0	0	0	0	0
County of Residence	Payne	1	1	0	0	0	0	0
	Tulsa	33	33	0	0	0	0	0
Other Indicators	Any Alcohol/Drug Problem	8	8	0	0	0	0	0
	Homeless	34	34	0	0	0	0	0
	Indigent	33	33	0	0	0	0	0
	SMI (If ever)	34	34	0	0	0	0	0

Notes: The same client may be counted in more than one category, e.g., clients can receive services under more than one contract source, in more than one "County of Residence," or may have multiple "Other Indicators." Please see Definition page for other considerations.

Oklahoma Department of Mental Health and Substance Abuse Services

Counts of Admitted Clients Served by Funding Source for Each Agency During FY2000

TURNING POINT

	Total	Funding Source					
		Mental Health	Substance Abuse	Domestic Violence	Residential Care	Medicaid	Other
Total							
Unduplicated Count	195	0	195	0	0	0	0
Sex							
Female	75	0	75	0	0	0	0
Male	120	0	120	0	0	0	0
Age							
05-17	17	0	17	0	0	0	0
18-20	16	0	16	0	0	0	0
21-24	21	0	21	0	0	0	0
25-34	60	0	60	0	0	0	0
35-44	59	0	59	0	0	0	0
45-54	17	0	17	0	0	0	0
55-64	1	0	1	0	0	0	0
65-74	4	0	4	0	0	0	0
Race							
White	141	0	141	0	0	0	0
Black	8	0	8	0	0	0	0
Native American	37	0	37	0	0	0	0
Hispanic	1	0	1	0	0	0	0
Two or More Races	8	0	8	0	0	0	0
Presenting Problem/Diagnosis							
Alcohol Abuse	78	0	78	0	0	0	0
Social Conditions	10	0	10	0	0	0	0
Substance Related	107	0	107	0	0	0	0
County of Residence							
Nowata	23	0	23	0	0	0	0
Okmulgee	2	0	2	0	0	0	0
Osage	5	0	5	0	0	0	0
Tulsa	1	0	1	0	0	0	0
Washington	163	0	163	0	0	0	0
Out of State/Unknown	1	0	1	0	0	0	0
Other Indicators							
Any Alcohol/Drug Problem	187	0	187	0	0	0	0
Custody of DHS	1	0	1	0	0	0	0
Custody of DOC	6	0	6	0	0	0	0
Custody of OJA	3	0	3	0	0	0	0
Indigent	182	0	182	0	0	0	0
SMI (If ever)	29	0	29	0	0	0	0

Notes: The same client may be counted in more than one category, e.g., clients can receive services under more than one contract source, in more than one "County of Residence," or may have multiple "Other Indicators." Please see Definition page for other considerations.

Oklahoma Department of Mental Health and Substance Abuse Services

Counts of Admitted Clients Served by Funding Source for Each Agency During FY2000

TWELVE & TWELVE, INC.

	Total	Funding Source					
		Mental Health	Substance Abuse	Domestic Violence	Residential Care	Medicaid	Other
Total							
Unduplicated Count	1,054	0	1,054	0	0	0	0
Sex							
Female	363	0	363	0	0	0	0
Male	691	0	691	0	0	0	0
Age							
05-17	10	0	10	0	0	0	0
18-20	65	0	65	0	0	0	0
21-24	99	0	99	0	0	0	0
25-34	333	0	333	0	0	0	0
35-44	390	0	390	0	0	0	0
45-54	127	0	127	0	0	0	0
55-64	26	0	26	0	0	0	0
65-74	4	0	4	0	0	0	0
Race							
White	767	0	767	0	0	0	0
Black	150	0	150	0	0	0	0
Native American	71	0	71	0	0	0	0
Hispanic	11	0	11	0	0	0	0
Asian	3	0	3	0	0	0	0
Two or More Races	52	0	52	0	0	0	0
Presenting Problem/Diagnosis							
Alcohol Abuse	291	0	291	0	0	0	0
Mood Disorder	14	0	14	0	0	0	0
Other Psychotic	1	0	1	0	0	0	0
Personality Disorder	2	0	2	0	0	0	0
Schizophrenia	3	0	3	0	0	0	0
Social Conditions	1	0	1	0	0	0	0
Substance Related	742	0	742	0	0	0	0
County of Residence							
Blaine	1	0	1	0	0	0	0
Caddo	1	0	1	0	0	0	0
Carter	1	0	1	0	0	0	0
Cherokee	4	0	4	0	0	0	0
Choctaw	1	0	1	0	0	0	0
Cleveland	4	0	4	0	0	0	0
Comanche	3	0	3	0	0	0	0
Craig	2	0	2	0	0	0	0
Creek	35	0	35	0	0	0	0
Delaware	4	0	4	0	0	0	0
Haskell	2	0	2	0	0	0	0
Hughes	2	0	2	0	0	0	0
Johnston	1	0	1	0	0	0	0
Kay	4	0	4	0	0	0	0
Latimer	1	0	1	0	0	0	0
LeFlore	3	0	3	0	0	0	0
Lincoln	3	0	3	0	0	0	0
Logan	1	0	1	0	0	0	0
Love	1	0	1	0	0	0	0
Mayes	5	0	5	0	0	0	0

Notes: The same client may be counted in more than one category, e.g., clients can receive services under more than one contract source, in more than one "County of Residence," or may have multiple "Other Indicators." Please see Definition page for other considerations.

Oklahoma Department of Mental Health and Substance Abuse Services

Counts of Admitted Clients Served by Funding Source for Each Agency During FY2000

TWELVE & TWELVE, INC.

	Funding Source						
	Total	Mental Health	Substance Abuse	Domestic Violence	Residential Care	Medicaid	Other
McCurtain	2	0	2	0	0	0	0
McIntosh	5	0	5	0	0	0	0
Murray	15	0	15	0	0	0	0
Muskogee	13	0	13	0	0	0	0
Nowata	1	0	1	0	0	0	0
Okfuskee	1	0	1	0	0	0	0
Oklahoma	10	0	10	0	0	0	0
Okmulgee	15	0	15	0	0	0	0
Osage	16	0	16	0	0	0	0
Ottawa	5	0	5	0	0	0	0
Pawnee	4	0	4	0	0	0	0
Payne	2	0	2	0	0	0	0
Pittsburgh	7	0	7	0	0	0	0
Pontotoc	2	0	2	0	0	0	0
Pottawatomie	2	0	2	0	0	0	0
Roger Mills	1	0	1	0	0	0	0
Rogers	29	0	29	0	0	0	0
Seminole	2	0	2	0	0	0	0
Sequoyah	1	0	1	0	0	0	0
Tulsa	795	0	795	0	0	0	0
Wagoner	22	0	22	0	0	0	0
Washington	17	0	17	0	0	0	0
Washita	2	0	2	0	0	0	0
Out of State/Unknown	6	0	6	0	0	0	0
Other Indicators							
Any Alcohol/Drug Problem	1,053	0	1,053	0	0	0	0
Custody of DOC	25	0	25	0	0	0	0
Deaf and Hearing Impaired	5	0	5	0	0	0	0
Dual Diagnosis	104	0	104	0	0	0	0
Homeless	147	0	147	0	0	0	0
Indigent	1,029	0	1,029	0	0	0	0
SMI (If ever)	363	0	363	0	0	0	0

Notes: The same client may be counted in more than one category, e.g., clients can receive services under more than one contract source, in more than one "County of Residence," or may have multiple "Other Indicators." Please see Definition page for other considerations.

Oklahoma Department of Mental Health and Substance Abuse Services

Counts of Admitted Clients Served by Funding Source for Each Agency During FY2000

VINITA ALCOHOL AND DRUG TREATMENT CENTER

	Total	Funding Source					
		Mental Health	Substance Abuse	Domestic Violence	Residential Care	Medicaid	Other
Total							
Unduplicated Count	222	0	222	0	0	0	0
Sex							
Female	81	0	81	0	0	0	0
Male	141	0	141	0	0	0	0
Age							
18-20	21	0	21	0	0	0	0
21-24	35	0	35	0	0	0	0
25-34	85	0	85	0	0	0	0
35-44	64	0	64	0	0	0	0
45-54	14	0	14	0	0	0	0
55-64	3	0	3	0	0	0	0
Race							
White	133	0	133	0	0	0	0
Black	44	0	44	0	0	0	0
Native American	17	0	17	0	0	0	0
Two or More Races	28	0	28	0	0	0	0
Presenting Problem/Diagnosis							
Alcohol Abuse	55	0	55	0	0	0	0
Substance Related	167	0	167	0	0	0	0
County of Residence							
Alfalfa	1	0	1	0	0	0	0
Cherokee	4	0	4	0	0	0	0
Cleveland	2	0	2	0	0	0	0
Craig	24	0	24	0	0	0	0
Creek	5	0	5	0	0	0	0
Delaware	6	0	6	0	0	0	0
Haskell	1	0	1	0	0	0	0
LeFlore	1	0	1	0	0	0	0
Mayes	11	0	11	0	0	0	0
McCurtain	1	0	1	0	0	0	0
McIntosh	1	0	1	0	0	0	0
Muskogee	5	0	5	0	0	0	0
Nowata	1	0	1	0	0	0	0
Oklahoma	2	0	2	0	0	0	0
Okmulgee	3	0	3	0	0	0	0
Osage	1	0	1	0	0	0	0
Ottawa	6	0	6	0	0	0	0
Payne	2	0	2	0	0	0	0
Pittsburgh	3	0	3	0	0	0	0
Pottawatomie	1	0	1	0	0	0	0
Rogers	6	0	6	0	0	0	0
Sequoyah	3	0	3	0	0	0	0
Stephens	1	0	1	0	0	0	0
Tulsa	92	0	92	0	0	0	0
Wagoner	14	0	14	0	0	0	0
Washington	23	0	23	0	0	0	0
Out of State/Unknown	2	0	2	0	0	0	0
Other Indicators							
Any Alcohol/Drug Problem	222	0	222	0	0	0	0

Notes: The same client may be counted in more than one category, e.g., clients can receive services under more than one contract source, in more than one "County of Residence," or may have multiple "Other Indicators." Please see Definition page for other considerations.

Oklahoma Department of Mental Health and Substance Abuse Services

Counts of Admitted Clients Served by Funding Source for Each Agency During FY2000

VINITA ALCOHOL AND DRUG TREATMENT CENTER

	Funding Source					
	Total	Mental Health	Substance Abuse	Domestic Violence	Residential Care	Medicaid Other
Custody of DOC	28	0	28	0	0	0
Deaf and Hearing Impaired	1	0	1	0	0	0
Homeless	27	0	27	0	0	0
Indigent	206	0	206	0	0	0
SMI (If ever)	58	0	58	0	0	0

Oklahoma Department of Mental Health and Substance Abuse Services

Counts of Admitted Clients Served by Funding Source for Each Agency During FY2000

WESTERN STATE PSYCHIATRIC CENTER

	Total	Funding Source					
		Mental Health	Substance Abuse	Domestic Violence	Residential Care	Medicaid	Other
Total							
Unduplicated Count	2,099	575	255	0	0	285	1,470
Sex							
Female	1,076	290	68	0	0	184	783
Male	1,023	285	187	0	0	101	687
Age							
0-04	7	0	0	0	0	3	5
05-17	244	26	0	0	0	76	171
18-20	128	17	19	0	0	34	76
21-24	202	82	47	0	0	14	116
25-34	441	134	83	0	0	39	285
35-44	568	187	78	0	0	48	409
45-54	274	71	23	0	0	33	214
55-64	161	44	5	0	0	28	128
65-74	46	13	0	0	0	9	39
75-84	20	1	0	0	0	0	20
85+	8	0	0	0	0	1	7
Race							
White	1,898	523	179	0	0	263	1,373
Black	58	20	11	0	0	10	31
Native American	104	18	58	0	0	6	41
Hispanic	26	7	7	0	0	4	17
Asian	8	6	0	0	0	1	5
Two or More Races	5	1	0	0	0	1	3
Presenting Problem/Diagnosis							
Alcohol Abuse	118	53	20	0	0	4	85
Developmental Disorder	336	14	205	0	0	26	145
Mood Disorder	938	280	5	0	0	122	734
Non Alcohol/Drug Related Organic	35	8	0	0	0	3	31
Other Non-Psychotic	233	54	1	0	0	40	169
Other Psychotic	127	59	1	0	0	25	90
Personality Disorder	3	0	0	0	0	0	3
Schizophrenia	137	45	1	0	0	37	93
Social Conditions	77	10	0	0	0	18	58
Substance Related	95	52	22	0	0	10	62
County of Residence							
Alfalfa	64	16	2	0	0	17	46
Atoka	3	0	0	0	0	0	3
Beaver	33	8	1	0	0	4	29
Beckham	18	9	6	0	0	0	4
Blaine	30	4	10	0	0	2	20
Caddo	16	0	12	0	0	0	4
Canadian	7	0	3	0	0	0	4
Cherokee	3	2	1	0	0	0	1
Choctaw	1	0	1	0	0	0	0
Cimarron	27	7	0	0	0	6	19
Cleveland	9	2	3	0	0	1	7
Comanche	13	2	11	0	0	0	2
Cotton	1	0	1	0	0	0	0
Craig	3	2	0	0	0	0	3

Notes: The same client may be counted in more than one category, e.g., clients can receive services under more than one contract source, in more than one "County of Residence," or may have multiple "Other Indicators." Please see Definition page for other considerations.

Oklahoma Department of Mental Health and Substance Abuse Services

Counts of Admitted Clients Served by Funding Source for Each Agency During FY2000

WESTERN STATE PSYCHIATRIC CENTER

	Total	Funding Source					Other
		Mental Health	Substance Abuse	Domestic Violence	Residential Care	Medicaid	
Custer	35	12	13	0	0	0	16
Dewey	46	16	7	0	0	4	33
Ellis	71	17	4	0	0	8	62
Garfield	122	47	24	0	0	6	61
Grant	5	2	2	0	0	0	2
Greer	4	3	0	0	0	0	2
Harmon	1	0	1	0	0	0	1
Harper	62	10	2	0	0	17	47
Haskell	1	0	0	0	0	0	1
Hughes	2	0	1	0	0	0	1
Jackson	4	1	3	0	0	0	1
Jefferson	1	0	0	0	0	0	1
Kay	66	29	9	0	0	3	28
Kingfisher	2	2	1	0	0	0	0
Kiowa	6	4	1	0	0	1	1
Lincoln	2	1	0	0	0	0	1
Logan	7	3	5	0	0	0	3
Major	146	33	6	0	0	23	115
McClain	1	0	0	0	0	0	1
Noble	10	4	3	0	0	0	4
Okfuskee	1	1	0	0	0	0	1
Oklahoma	31	7	14	0	0	0	16
Okmulgee	1	0	1	0	0	0	1
Osage	6	2	1	0	0	2	1
Pawnee	5	2	2	0	0	0	1
Payne	54	23	11	0	0	4	19
Pittsburgh	3	1	2	0	0	0	1
Pontotoc	6	1	2	0	0	0	4
Pottawatomie	9	0	8	0	0	0	1
Roger Mills	3	0	3	0	0	0	0
Seminole	20	0	19	0	0	0	3
Stephens	4	1	3	0	0	0	0
Texas	276	70	7	0	0	41	222
Tulsa	10	3	5	0	0	0	2
Washington	4	1	2	0	0	0	1
Washita	6	1	2	0	0	0	3
Woods	254	60	9	0	0	54	189
Woodward	566	160	28	0	0	92	468
Out of State/Unknown	18	6	3	0	0	0	14
Other Indicators							
Any Alcohol/Drug Problem	915	272	253	0	0	70	565
Custody of DHS	23	0	0	0	0	8	17
Custody of DOC	9	3	0	0	0	0	7
Custody of OJA	5	0	0	0	0	2	3
Deaf and Hearing Impaired	9	2	0	0	0	1	6
Dual Diagnosis	250	114	8	0	0	33	190
Homeless	40	11	2	0	0	5	28
Indigent	1,955	562	251	0	0	283	1,337
SED (6-17)	37	0	0	0	0	15	27
SMI (If ever)	820	311	61	0	0	132	571

Notes: The same client may be counted in more than one category, e.g., clients can receive services under more than one contract source, in more than one "County of Residence," or may have multiple "Other Indicators." Please see Definition page for other considerations.

Oklahoma Department of Mental Health and Substance Abuse Services

Counts of Admitted Clients Served by Funding Source for Each Agency During FY2000

WHEATLAND MH CTR, INC.

	Total	Funding Source					
		Mental Health	Substance Abuse	Domestic Violence	Residential Care	Medicaid	Other
Total							
Unduplicated Count	788	679	18	0	0	171	34
Sex							
Female	470	410	2	0	0	108	21
Male	318	269	16	0	0	63	13
Age							
05-17	53	51	0	0	0	6	2
18-20	46	44	0	0	0	6	0
21-24	70	61	0	0	0	16	0
25-34	170	147	5	0	0	32	5
35-44	222	190	8	0	0	47	10
45-54	140	118	4	0	0	31	8
55-64	68	53	1	0	0	23	5
65-74	14	12	0	0	0	7	3
75-84	4	2	0	0	0	2	0
85+	1	1	0	0	0	1	1
Race							
White	703	606	13	0	0	154	29
Black	38	29	5	0	0	10	3
Native American	13	12	0	0	0	2	1
Hispanic	4	4	0	0	0	0	0
Two or More Races	30	28	0	0	0	5	1
Presenting Problem/Diagnosis							
Alcohol Abuse	11	9	3	0	0	1	0
Developmental Disorder	25	23	0	0	0	4	0
Mood Disorder	427	382	4	0	0	75	13
Non Alcohol/Drug Related Organic	2	2	0	0	0	2	0
Other Non-Psychotic	122	107	2	0	0	21	4
Other Psychotic	52	42	0	0	0	23	6
Personality Disorder	27	23	3	0	0	4	0
Schizophrenia	69	46	0	0	0	35	10
Social Conditions	29	29	0	0	0	3	1
Substance Related	24	16	6	0	0	3	0
County of Residence							
Adair	4	3	0	0	0	1	1
Alfalfa	1	1	0	0	0	0	0
Ellis	1	1	0	0	0	0	0
Garfield	489	414	16	0	0	110	13
Grant	13	4	0	0	0	8	2
Hughes	1	1	0	0	0	0	0
Kay	1	1	0	0	0	0	0
Kingfisher	95	87	0	0	0	16	5
Logan	169	153	2	0	0	35	13
Major	2	2	0	0	0	0	0
Murray	2	2	0	0	0	0	0
Oklahoma	7	7	0	0	0	1	0
Tulsa	1	1	0	0	0	0	0
Woods	1	1	0	0	0	0	0
Out of State/Unknown	1	1	0	0	0	0	0

Other Indicators

Notes: The same client may be counted in more than one category, e.g., clients can receive services under more than one contract source, in more than one "County of Residence," or may have multiple "Other Indicators." Please see Definition page for other considerations.

Oklahoma Department of Mental Health and Substance Abuse Services

Counts of Admitted Clients Served by Funding Source for Each Agency During FY2000

WHEATLAND MH CTR, INC.

	Total	Funding Source					
		Mental Health	Substance Abuse	Domestic Violence	Residential Care	Medicaid	Other
Any Alcohol/Drug Problem	223	195	16	0	0	25	2
Custody of DHS	3	2	0	0	0	1	0
Custody of DOC	19	11	12	0	0	1	0
Deaf and Hearing Impaired	3	2	0	0	0	1	0
Dual Diagnosis	66	59	3	0	0	8	1
Homeless	16	14	0	0	0	3	0
Indigent	760	652	17	0	0	169	32
SED (6-17)	44	42	0	0	0	5	2
SMI (If ever)	656	556	16	0	0	154	32

Notes: The same client may be counted in more than one category, e.g., clients can receive services under more than one contract source, in more than one "County of Residence," or may have multiple "Other Indicators." Please see Definition page for other considerations.

Oklahoma Department of Mental Health and Substance Abuse Services

Counts of Admitted Clients Served by Funding Source for Each Agency During FY2000

WOMEN IN SAFE HOMES, INC.

	Total	Funding Source					
		Mental Health	Substance Abuse	Domestic Violence	Residential Care	Medicaid	Other
Total							
Unduplicated Count	245	0	0	245	0	0	0
Sex							
Female	189	0	0	189	0	0	0
Male	56	0	0	56	0	0	0
Age							
0-04	53	0	0	53	0	0	0
05-17	66	0	0	66	0	0	0
18-20	9	0	0	9	0	0	0
21-24	12	0	0	12	0	0	0
25-34	62	0	0	62	0	0	0
35-44	32	0	0	32	0	0	0
45-54	9	0	0	9	0	0	0
55-64	1	0	0	1	0	0	0
65-74	1	0	0	1	0	0	0
Race							
White	161	0	0	161	0	0	0
Black	39	0	0	39	0	0	0
Native American	29	0	0	29	0	0	0
Hispanic	1	0	0	1	0	0	0
Two or More Races	14	0	0	14	0	0	0
Unknown	1	0	0	1	0	0	0
Presenting Problem/Diagnosis							
Mood Disorder	1	0	0	1	0	0	0
Social Conditions	216	0	0	216	0	0	0
Substance Related	5	0	0	5	0	0	0
Deferred/No Diagnosis	23	0	0	23	0	0	0
County of Residence							
Adair	3	0	0	3	0	0	0
Canadian	1	0	0	1	0	0	0
Cherokee	2	0	0	2	0	0	0
Choctaw	2	0	0	2	0	0	0
Cleveland	1	0	0	1	0	0	0
Creek	5	0	0	5	0	0	0
Delaware	4	0	0	4	0	0	0
Garfield	2	0	0	2	0	0	0
Haskell	3	0	0	3	0	0	0
LeFlore	4	0	0	4	0	0	0
Mayes	5	0	0	5	0	0	0
McCurtain	3	0	0	3	0	0	0
McIntosh	7	0	0	7	0	0	0
Muskogee	129	0	0	129	0	0	0
Noble	3	0	0	3	0	0	0
Nowata	6	0	0	6	0	0	0
Oklahoma	5	0	0	5	0	0	0
Pittsburgh	6	0	0	6	0	0	0
Seminole	1	0	0	1	0	0	0
Sequoyah	6	0	0	6	0	0	0
Tulsa	10	0	0	10	0	0	0
Wagoner	20	0	0	20	0	0	0

Notes: The same client may be counted in more than one category, e.g., clients can receive services under more than one contract source, in more than one "County of Residence," or may have multiple "Other Indicators." Please see Definition page for other considerations.

Oklahoma Department of Mental Health and Substance Abuse Services

Counts of Admitted Clients Served by Funding Source for Each Agency During FY2000

WOMEN IN SAFE HOMES, INC.

	Total	Funding Source					
		Mental Health	Substance Abuse	Domestic Violence	Residential Care	Medicaid	Other
Out of State/Unknown	17	0	0	17	0	0	0
Other Indicators							
Any Alcohol/Drug Problem	65	0	0	65	0	0	0
Custody of DHS	1	0	0	1	0	0	0
Custody of DOC	1	0	0	1	0	0	0
Deaf and Hearing Impaired	1	0	0	1	0	0	0
Homeless	11	0	0	11	0	0	0
Indigent	222	0	0	222	0	0	0
SMI (If ever)	64	0	0	64	0	0	0

Notes: The same client may be counted in more than one category, e.g., clients can receive services under more than one contract source, in more than one "County of Residence," or may have multiple "Other Indicators." Please see Definition page for other considerations.

Oklahoma Department of Mental Health and Substance Abuse Services

Counts of Admitted Clients Served by Funding Source for Each Agency During FY2000

WOMEN'S CRISIS SERVICES

	Total	Funding Source					
		Mental Health	Substance Abuse	Domestic Violence	Residential Care	Medicaid	Other
Total							
Unduplicated Count	185	0	0	185	0	0	0
Sex							
Female	141	0	0	141	0	0	0
Male	44	0	0	44	0	0	0
Age							
0-04	40	0	0	40	0	0	0
05-17	36	0	0	36	0	0	0
18-20	10	0	0	10	0	0	0
21-24	17	0	0	17	0	0	0
25-34	39	0	0	39	0	0	0
35-44	35	0	0	35	0	0	0
45-54	7	0	0	7	0	0	0
55-64	1	0	0	1	0	0	0
Race							
White	140	0	0	140	0	0	0
Black	2	0	0	2	0	0	0
Native American	30	0	0	30	0	0	0
Hispanic	2	0	0	2	0	0	0
Asian	1	0	0	1	0	0	0
Two or More Races	10	0	0	10	0	0	0
Presenting Problem/Diagnosis							
Mood Disorder	1	0	0	1	0	0	0
Social Conditions	180	0	0	180	0	0	0
Deferred/No Diagnosis	4	0	0	4	0	0	0
County of Residence							
Bryan	1	0	0	1	0	0	0
Choctaw	1	0	0	1	0	0	0
Harper	1	0	0	1	0	0	0
Haskell	1	0	0	1	0	0	0
LeFlore	177	0	0	177	0	0	0
McIntosh	1	0	0	1	0	0	0
Muskogee	1	0	0	1	0	0	0
Pittsburgh	1	0	0	1	0	0	0
Out of State/Unknown	1	0	0	1	0	0	0
Other Indicators							
Any Alcohol/Drug Problem	1	0	0	1	0	0	0
Custody of DHS	1	0	0	1	0	0	0
Custody of DOC	1	0	0	1	0	0	0
Homeless	11	0	0	11	0	0	0
Indigent	181	0	0	181	0	0	0
SMI (If ever)	14	0	0	14	0	0	0

Notes: The same client may be counted in more than one category, e.g., clients can receive services under more than one contract source, in more than one "County of Residence," or may have multiple "Other Indicators." Please see Definition page for other considerations.

Oklahoma Department of Mental Health and Substance Abuse Services

Counts of Admitted Clients Served by Funding Source for Each Agency During FY2000

WOMENS RESOURCE CENTER

	Total	Funding Source					Other
		Mental Health	Substance Abuse	Domestic Violence	Residential Care	Medicaid	
Total							
Unduplicated Count	353	0	0	346	0	0	25
Sex							
Female	301	0	0	294	0	0	25
Male	52	0	0	52	0	0	0
Age							
0-04	60	0	0	60	0	0	0
05-17	49	0	0	49	0	0	0
18-20	24	0	0	24	0	0	2
21-24	28	0	0	27	0	0	3
25-34	78	0	0	77	0	0	4
35-44	77	0	0	72	0	0	13
45-54	32	0	0	32	0	0	3
55-64	4	0	0	4	0	0	0
65-74	1	0	0	1	0	0	0
Race							
White	224	0	0	218	0	0	21
Black	54	0	0	54	0	0	0
Native American	17	0	0	17	0	0	1
Hispanic	11	0	0	11	0	0	0
Asian	3	0	0	3	0	0	0
Two or More Races	44	0	0	43	0	0	3
Presenting Problem/Diagnosis							
Mood Disorder	5	0	0	5	0	0	0
Social Conditions	348	0	0	341	0	0	25
County of Residence							
Blaine	1	0	0	1	0	0	0
Canadian	4	0	0	4	0	0	0
Carter	2	0	0	2	0	0	0
Cleveland	174	0	0	169	0	0	18
Garvin	3	0	0	3	0	0	0
Grady	8	0	0	8	0	0	0
Hughes	1	0	0	1	0	0	0
McClain	11	0	0	10	0	0	2
Oklahoma	124	0	0	123	0	0	4
Payne	1	0	0	1	0	0	0
Pontotoc	2	0	0	2	0	0	0
Pottawatomie	8	0	0	8	0	0	1
Seminole	1	0	0	1	0	0	0
Washington	1	0	0	1	0	0	0
Out of State/Unknown	12	0	0	12	0	0	0
Other Indicators							
Custody of DOC	1	0	0	1	0	0	1
Deaf and Hearing Impaired	1	0	0	1	0	0	0
Homeless	139	0	0	139	0	0	0
Indigent	310	0	0	305	0	0	22
SMI (If ever)	48	0	0	47	0	0	4

Notes: The same client may be counted in more than one category, e.g., clients can receive services under more than one contract source, in more than one "County of Residence," or may have multiple "Other Indicators." Please see Definition page for other considerations.

Oklahoma Department of Mental Health and Substance Abuse Services

Counts of Admitted Clients Served by Funding Source for Each Agency During FY2000

WOMEN'S SERVICE & FAMILY RESOURCE CENTER

		Funding Source						
		Total	Mental Health	Substance Abuse	Domestic Violence	Residential Care	Medicaid	Other
Total	Unduplicated Count	323	0	0	323	0	0	0
Sex	Female	282	0	0	282	0	0	0
	Male	41	0	0	41	0	0	0
Age	0-04	41	0	0	41	0	0	0
	05-17	50	0	0	50	0	0	0
	18-20	34	0	0	34	0	0	0
	21-24	41	0	0	41	0	0	0
	25-34	87	0	0	87	0	0	0
	35-44	60	0	0	60	0	0	0
	45-54	8	0	0	8	0	0	0
	55-64	2	0	0	2	0	0	0
Race	White	208	0	0	208	0	0	0
	Black	28	0	0	28	0	0	0
	Native American	53	0	0	53	0	0	0
	Hispanic	4	0	0	4	0	0	0
	Two or More Races	30	0	0	30	0	0	0
Presenting Problem/Diagnosis	Alcohol Abuse	1	0	0	1	0	0	0
	Developmental Disorder	3	0	0	3	0	0	0
	Social Conditions	306	0	0	306	0	0	0
	Deferred/No Diagnosis	13	0	0	13	0	0	0
County of Residence	Blaine	1	0	0	1	0	0	0
	Caddo	47	0	0	47	0	0	0
	Canadian	79	0	0	79	0	0	0
	Carter	1	0	0	1	0	0	0
	Cleveland	1	0	0	1	0	0	0
	Comanche	1	0	0	1	0	0	0
	Garvin	1	0	0	1	0	0	0
	Grady	178	0	0	178	0	0	0
	Kay	1	0	0	1	0	0	0
	Pottawatomie	7	0	0	7	0	0	0
	Stephens	3	0	0	3	0	0	0
	Out of State/Unknown	3	0	0	3	0	0	0
Other Indicators	Any Alcohol/Drug Problem	13	0	0	13	0	0	0
	Custody of DOC	6	0	0	6	0	0	0
	Homeless	64	0	0	64	0	0	0
	Indigent	296	0	0	296	0	0	0
	SMI (If ever)	42	0	0	42	0	0	0

Notes: The same client may be counted in more than one category, e.g., clients can receive services under more than one contract source, in more than one "County of Residence," or may have multiple "Other Indicators." Please see Definition page for other considerations.

Oklahoma Department of Mental Health and Substance Abuse Services

Counts of Admitted Clients Served by Funding Source for Each Agency During FY2000

YWCA CRISIS CENTER

	Total	Funding Source					
		Mental Health	Substance Abuse	Domestic Violence	Residential Care	Medicaid	Other
Total							
Unduplicated Count	352	0	14	347	0	0	0
Sex							
Female	237	0	8	235	0	0	0
Male	115	0	6	112	0	0	0
Age							
0-04	56	0	4	55	0	0	0
05-17	74	0	5	72	0	0	0
18-20	22	0	1	21	0	0	0
21-24	41	0	1	41	0	0	0
25-34	77	0	2	77	0	0	0
35-44	57	0	1	56	0	0	0
45-54	17	0	0	17	0	0	0
55-64	7	0	0	7	0	0	0
65-74	1	0	0	1	0	0	0
Race							
White	272	0	5	268	0	0	0
Black	29	0	5	28	0	0	0
Native American	22	0	2	22	0	0	0
Hispanic	22	0	0	22	0	0	0
Asian	1	0	0	1	0	0	0
Two or More Races	6	0	2	6	0	0	0
Presenting Problem/Diagnosis							
Alcohol Abuse	5	0	0	5	0	0	0
Developmental Disorder	1	0	0	1	0	0	0
Mood Disorder	1	0	0	1	0	0	0
Social Conditions	316	0	10	313	0	0	0
Substance Related	14	0	4	12	0	0	0
Deferred/No Diagnosis	15	0	0	15	0	0	0
County of Residence							
Adair	1	0	0	1	0	0	0
Alfalfa	1	0	0	1	0	0	0
Blaine	17	0	0	17	0	0	0
Cherokee	4	0	0	4	0	0	0
Custer	1	0	0	1	0	0	0
Garfield	249	0	3	249	0	0	0
Grady	2	0	0	2	0	0	0
Grant	3	0	0	3	0	0	0
Harmon	1	0	0	1	0	0	0
Kay	4	0	0	4	0	0	0
Kingfisher	12	0	0	12	0	0	0
Logan	3	0	2	1	0	0	0
Major	3	0	0	3	0	0	0
Mayes	3	0	3	3	0	0	0
Muskogee	3	0	0	3	0	0	0
Noble	5	0	0	5	0	0	0
Oklahoma	9	0	0	9	0	0	0
Pawnee	2	0	0	2	0	0	0
Rogers	6	0	0	6	0	0	0
Texas	1	0	0	1	0	0	0

Notes: The same client may be counted in more than one category, e.g., clients can receive services under more than one contract source, in more than one "County of Residence," or may have multiple "Other Indicators." Please see Definition page for other considerations.

Oklahoma Department of Mental Health and Substance Abuse Services

Counts of Admitted Clients Served by Funding Source for Each Agency During FY2000

YWCA CRISIS CENTER

	Total	Funding Source					
		Mental Health	Substance Abuse	Domestic Violence	Residential Care	Medicaid	Other
Tulsa	6	0	6	3	0	0	0
Washita	3	0	0	3	0	0	0
Woods	1	0	0	1	0	0	0
Out of State/Unknown	12	0	0	12	0	0	0
Other Indicators							
Any Alcohol/Drug Problem	78	0	5	76	0	0	0
Custody of DHS	13	0	10	8	0	0	0
Custody of DOC	1	0	0	1	0	0	0
Homeless	131	0	3	129	0	0	0
Indigent	323	0	14	318	0	0	0
SMI (If ever)	47	0	4	46	0	0	0

Notes: The same client may be counted in more than one category, e.g., clients can receive services under more than one contract source, in more than one "County of Residence," or may have multiple "Other Indicators." Please see Definition page for other considerations.

Oklahoma Department of Mental Health and Substance Abuse Services

Counts of Admitted Clients Served by Funding Source for Each Agency During FY2000

YWCA OF OKC CRISIS SERVICES

	Total	Funding Source					
		Mental Health	Substance Abuse	Domestic Violence	Residential Care	Medicaid	Other
Total							
Unduplicated Count	944	0	0	944	0	0	0
Sex							
Female	707	0	0	707	0	0	0
Male	237	0	0	237	0	0	0
Age							
0-04	149	0	0	149	0	0	0
05-17	161	0	0	161	0	0	0
18-20	43	0	0	43	0	0	0
21-24	91	0	0	91	0	0	0
25-34	243	0	0	243	0	0	0
35-44	155	0	0	155	0	0	0
45-54	81	0	0	81	0	0	0
55-64	18	0	0	18	0	0	0
65-74	2	0	0	2	0	0	0
75-84	1	0	0	1	0	0	0
Race							
White	562	0	0	562	0	0	0
Black	210	0	0	210	0	0	0
Native American	55	0	0	55	0	0	0
Hispanic	35	0	0	35	0	0	0
Asian	17	0	0	17	0	0	0
Two or More Races	65	0	0	65	0	0	0
Presenting Problem/Diagnosis							
Social Conditions	944	0	0	944	0	0	0
County of Residence							
Beaver	2	0	0	2	0	0	0
Blaine	1	0	0	1	0	0	0
Caddo	3	0	0	3	0	0	0
Canadian	34	0	0	34	0	0	0
Carter	5	0	0	5	0	0	0
Choctaw	1	0	0	1	0	0	0
Cleveland	25	0	0	25	0	0	0
Delaware	3	0	0	3	0	0	0
Dewey	1	0	0	1	0	0	0
Garvin	1	0	0	1	0	0	0
Grady	4	0	0	4	0	0	0
Johnston	1	0	0	1	0	0	0
Kay	1	0	0	1	0	0	0
Kingfisher	2	0	0	2	0	0	0
Lincoln	3	0	0	3	0	0	0
Logan	6	0	0	6	0	0	0
McClain	2	0	0	2	0	0	0
Muskogee	4	0	0	4	0	0	0
Noble	2	0	0	2	0	0	0
Oklahoma	778	0	0	778	0	0	0
Ottawa	1	0	0	1	0	0	0
Payne	1	0	0	1	0	0	0
Pittsburgh	1	0	0	1	0	0	0
Pontotoc	3	0	0	3	0	0	0

Notes: The same client may be counted in more than one category, e.g., clients can receive services under more than one contract source, in more than one "County of Residence," or may have multiple "Other Indicators." Please see Definition page for other considerations.

Oklahoma Department of Mental Health and Substance Abuse Services

Counts of Admitted Clients Served by Funding Source for Each Agency During FY2000

YWCA OF OKC CRISIS SERVICES

	Total	Funding Source					
		Mental Health	Substance Abuse	Domestic Violence	Residential Care	Medicaid	Other
Pottawatomie	7	0	0	7	0	0	0
Seminole	2	0	0	2	0	0	0
Sequoyah	1	0	0	1	0	0	0
Stephens	7	0	0	7	0	0	0
Texas	1	0	0	1	0	0	0
Tulsa	4	0	0	4	0	0	0
Washington	1	0	0	1	0	0	0
Out of State/Unknown	36	0	0	36	0	0	0
Other Indicators							
Any Alcohol/Drug Problem	36	0	0	36	0	0	0
Custody of DHS	1	0	0	1	0	0	0
Custody of DOC	6	0	0	6	0	0	0
Deaf and Hearing Impaired	2	0	0	2	0	0	0
Homeless	45	0	0	45	0	0	0
Indigent	766	0	0	766	0	0	0
SMI (If ever)	99	0	0	99	0	0	0

Notes: The same client may be counted in more than one category, e.g., clients can receive services under more than one contract source, in more than one "County of Residence," or may have multiple "Other Indicators." Please see Definition page for other considerations.

Definitions of Terms and Categorization Variables

The following are definitions of terms and categorization variables used in this Data Book report.

Admitted Clients Served

Admitted Clients Served had an admission transaction in the ICIS before or during the report year and had received a service during the year. For this section, they are counted only once in the total for each level of aggregation. This is called an unduplicated count.

Age

Client age is computed using the client's age at the middle of the fiscal year.

Contacts

Individuals are counted as contacts when they call or visit an agency, but are not admitted.

Funding Source

Funding Source helps identify the payment source of services. Frequently, clients receive services under multiple funding sources. The funding source categories for this report were Mental Health, Substance Abuse, Domestic Violence, Residential Care, Medicaid, and Other.

ICIS

The Oklahoma Department of Mental Health and Substance Abuse Services maintains an agency-wide database, the Integrated Client Information System (ICIS), to which all Department-funded services and transactions are reported. The ICIS contains demographic and service information about clients and agencies.

List of Agencies by Type

The following is a list of agencies by type that provided data during the Fiscal Year 2000:

AGENCY TYPE**AGENCY NAME**

Community Mental Health

ASSOCIATED CENTERS FOR THERAPY, INC.
BILL WILLIS MENTAL HEALTH
CARL ALBERT CMHC
CENTRAL OKLAHOMA CMHC
CHISHOLM TRAIL COUNSELING SERVICES
COMMUNITY COUNSELING CENTER
CREEKS MENTAL HEALTH SERVICES
EDWIN FAIR CMHC
GRAND LAKE M.H.C.
GREEN COUNTRY BEHAVIORAL HEALTH SERVICES
HOPE COMMUNITY SERVICES, INC.
JIM TALIAFERRO CMHC
MENTAL HEALTH SERVICES OF SOUTHERN OKLAHOMA
NORTH CARE CENTER
OK COUNTY CRISIS INTERVENTION CENTER
PARKSIDE, INC.
RED ROCK BEHAVIORAL HEALTH SERVICES
RED ROCK WEST
WESTERN STATE PSYCHIATRIC CENTER
WHEATLAND MENTAL HEALTH CENTER, INC.

Domestic Violence and Sexual Assault

ACMI HOUSE INC
ACTION ASSOCIATES, INC.
CALL RAPE INC.
COMMUNITY CRISIS CENTER, INC.
CRISIS CONTROL CENTER
D.V. PROG. OF N. CENTRAL OK.
DOMESTIC VIOLENCE INTERVENTION SERVICES
FAMILY CRISIS & COUNSELING CENTER
FAMILY CRISIS CENTER, INC.
FAMILY RESOURCE CENTER
FAMILY SHELTER
HELP-IN-CRISIS, INC.
N.W. DOMESTIC CRISIS SERVICES
NEW DIRECTIONS, INC.
OKLMULGEE COUNTY FAMILY RESOURCE CENTER INC.
PROJECT SAFE, INC.
ROGERS CO COMMUNITY SERVICES
S.O.S. FOR FAMILIES
STEPHENS COUNTY VOLUNTEERS FOR CRISIS INTERVENTION
STILLWATER DOMESTIC VIOLENCE SERVICE INC.
TULSA SEXUAL ASSAULT NURSE EXAMINERS PROGRAM
WOMEN IN SAFE HOMES, INC.
WOMEN'S CRISIS SERVICES

AGENCY TYPE**AGENCY NAME**

WOMEN'S SERVICE & FAMILY RESOURCE CENTER
WOMENS RESOURCE CENTER
YWCA CRISIS CENTER
YWCA OF OKC CRISIS SERVICES

Hospitals

EASTERN STATE HOSPITAL
GRIFFIN MEMORIAL HOSPITAL
OKLAHOMA YOUTH CENTER

Other Agencies

CENTER FOR CHILDREN & FAMILIES
CHRYSALIS CLUB
CROSSROADS INCORPORATED
DIVORCE VISITATION ARBITRATION
GREAT PLAINS IMPROVEMENT FND.
PROJECT HEARTLAND
SAFE HAVEN
TRANSITION HOUSE INC.
TULSA METROPOLITAN MINISTRY

Residential Care

ADA RESIDENTIAL CARE
BOLEY RESIDENTIAL CARE HOME
BOLEY RESIDENTIAL CARE HOME II
CLETA'S COTTAGE
COPP'S RESIDENTIAL CARE, INC.
COUNTRY LANE RESID. CARE HOME
DON MENTZER FACILITY
DOW RESIDENTIAL CARE HOME
DUNCAN COMMUNITY RESIDENCE INC
DYCO PROPERTIES, INC.
EDNA LEE'S RESIDENTIAL CARE
EL RENO RESIDENTIAL CARE
ELM TREE HOUSE
FAIR OAKS
GREEN ACRES
HAV-TAPINC DBA, THE HARBOR
HIGH CEDAR RESIDENTIAL CARE
LAKE FRANCIS RETIREMENT CENTER
LARI'S RES CARE
MILLER COZY HOME, INC.
NORTH FORK RESIDENTIAL CARE
ORCHARD GROVE
PADEN RESIDENTIAL CARE
PRAGUE ASSISTED LIVING CENTER
RAMBLING ROSE RESIDENTIAL CARE
SANTE FE RESIDENTIAL CARE

AGENCY TYPE**AGENCY NAME**

Substance Abuse

SHERRYS OLD FASHIONED R & B
SOUTHWEST RETIREMENT HOME, INC
SUGAR MOUNTAIN RETREAT
SUNNY ACRES BOARDING MANOR, INC.
SUNNY ACRES RESIDENTIAL CARE

A BETTER CHANCE
ADA AREA CHEMICAL DEPENDENCY CENTER, INC.
ALPHA II, INC.
BILL JOHNSON C.C.
BRIDGEWAY
CAA TURNING POINT
CARE FOR CHANGE, INC.
CBTI-CREEK COUNTY
CITIZEN POTOWATIOMI NATION
COMMUNITY ALCOHOLISM SERVICES
DRUG RECOVERY, INC.
EAGLE RIDGE INSTITUTE
EDMOND FAMILY SERVICES, INC.
GATEWAY TO PREVENTION/RECOVERY
HOMINY HEALTH SRVCS CENTER INC.
HOUSE OF HOPE, INC.
INDIAN HEALTH CARE RESOURCE CENTER
KIAMICHI COUNCIL ON ALCOHOLISM
LASTSTOP
LEFLORE COUNTY YOUTH & FAMILY SERVICES, INC.
LIFE IMPROVEMENT CENTER
LOGAN COUNTY YOUTH AND FAMILY SERVICES INC.
METRO TULSA SUBSTANCE ABUSE SERVICES
MONARCH, INC.
MOORE ALCOHOL AND DRUG CENTER
MUSKOGEE CO COUNCIL YTH SV
MUSKOGEE INTERVENTION PROGRAM
N.E. OK COUNCIL ON ALCOHOLISM
NAIC CENTER OF OKLAHOMA ALCOHOL & DRUG SERVICES, INC.
NATIVE AMERICAN CENTER OF RECOVERY
NEW HOPE OF MANGUM
NORMAN ALCOHOL AND DRUG TREATMENT CENTER
NW SUBSTANCE TREATMENT CENTER
OKLA NATIVE AMERICAN BEHAVIORAL HEALTH CIRCLE
OPPORTUNITIES, INC.
PAYNE CO COUNSELING SERVICES, INC.
ROADBACK, INC.
ROGERS COUNTY DRUG ABUSE PROGRAM, INC.
S.W. YOUTH & FAMILY SERVICES
SECOND CHANCE CDU
SOAARR, INC.

AGENCY TYPE**AGENCY NAME**

STARTING POINT II, INC.
STREET SCHOOL, INC.
THE NEXT STEP NETWORK, INC.
THE OAKS BEHAVIORAL HEALTH CENTER
THE REFERRAL CENTER
TOTAL LIFE COUNSELING
TRI-CITY SUBSTANCE ABUSE CENTER
TRI-CITY YOUTH & FAMILY CENTER
TURNING POINT
TWELVE & TWELVE, INC.
VINITA ALCOHOL AND DRUG TREATMENT CENTER

ODMHSAS

Refers to the Oklahoma Department of Mental Health and Substance Abuse Services.

Other Indicators

There are several groups of clients that are of special interest because they have special treatment needs, state or federal requirements regarding their placement or the services they receive, or because they are part of a priority population. The definitions of these groups and criteria for their selection are provided below:

- **Custody of DHS**

The client, 18 years of age or younger, is in the custody of the Department of Human Services.

- **Custody of DOC**

The client is in the custody of the Department of Corrections. Clients under house arrest, electronic monitoring, or in prison are all considered to be in the custody of DOC. Clients on probation or parole are not.

- **Custody of OJA**

The client, 18 years of age or younger, is in the custody of the Office of Juvenile Affairs.

- **Deaf and Hearing Impaired**

Clients who are deaf, hard of hearing, or indicated the need for an interpreter for the deaf were grouped to form the Deaf and Hearing Impaired category.

- **Homeless**

A homeless person under ICIS criteria is a person who: (a) lacks a fixed, regular and adequate night time residence AND (b) has a primary night time residence that is a supervised publicly or privately operated shelter designed to provide temporary living accommodations including welfare hotels, congregate shelters, halfway houses, and transitional housing for the mentally ill; or an institution that provides a temporary residence for individuals intended to be institutionalized; or a public or private place not designed for, or ordinarily used as, a regular sleeping accommodation for human beings, not limited to people living on the streets. Individuals are considered homeless if they have lost their permanent residence, and are temporarily living in a shelter to avoid being on the street. Prisoners being released or in the custody of a correctional facility are not considered homeless at the time of admission for treatment. The definition also excludes persons in a hospital, residential care facility, commercial hotel/motel, supervised apartment, or living with parent/other relative (even if only temporarily). The definition does include domestic violence and sexual assault shelters, as the persons have fled a residence that is not adequate (i.e., not safe).

- **Legal Status**

Legal Status has three categories; Voluntary, Civil Involuntary, and Criminal Involuntary. The categories of legal status (with ICIS codes) are as follows:

Voluntary. These clients enter treatment voluntarily and are coded Voluntary Admission (01), Court Voluntary (02), Informal Admission (16), or Other (18).

Civil Involuntary. These clients are required by the court system to receive services, even though they may be reluctant. They are coded Court Commitment (03), Order of Detention (06), Juvenile Court Order (07), Transfer – Other Legal Entity (08), Court Ordered Juveniles in Need of Treatment, DHS given custody (10), Court Ordered Juveniles in Need of Treatment Parental Custody Retained (11), Emergency Detention (12), Continued Court Detention (13), 28-Day Court Commitment (14), or Protective Custody (17).

Criminal Involuntary. These clients are required to receive services because they have been accused of or have committed a crime. Codes include the following; Incompetent to Stand Trial (04), Not Guilty by Reason of Insanity (05), Court Order for Observation and Evaluation (09), Court Referred DUI Clients (15), Criminal Hold (20), or Court Commit with Hold (21).

- **Adults with Serious Mental Illness (SMI)**

SMI denotes clients who have been identified **at any time** as having a serious mental illness using the formal ODMHSAS definition. According to this definition, an Adult with a Serious Mental Illness must be an individual 18 years of age or older.

- **Children with a Serious Emotional Disturbance (SED)**

SED refers to children who meet departmental criteria for having a Serious Emotional Disturbance.

- **Any Alcohol/Drug Problem**

A substance abuse client is one who has one or more DSM-IV Axis I primary, secondary or tertiary diagnoses from categories 1.a. or 1.b. (in the Dual Diagnosis definition below) or one or more ICIS Substance Abuse Related Problems (710-731, 741-743). Clients identified only as co-dependents are not identified as substance abusers.

- **Dual Diagnosis Client**

A dual diagnosis client is one who meets the criteria for having a substance abuse diagnosis from categories 1.a. or 1.b. below and meets the criteria for a mental illness based on one or more DSM-IV Axis II primary, secondary, or tertiary diagnoses from categories 2.a. through 2.e. below.

- 1.a. Psychoactive Substance Induced Organic Disorders: 291.0-291.8, 292.0-292.83, 292.89-282.99
- b. Psychoactive Substance Use Disorders: 303.0-305.99.
- 2.a. Schizophrenia: 295.10, 295.20, 295.30, 295.40, 295.60, 295.70, 295.90
- b. Delusional (Paranoid) Disorder: 297.1
- c. Other Psychotic Disorders: 295.40, 295.70, 297.3, 298.8, 298.9, 297.1, 297.3
- d. Mood Disorders: 296.20-296.7
- e. Borderline Personality Disorder: 301.83

- **Indigent**

A person whose applicable income falls at or below 200% of the Federal Poverty Level is considered indigent. To determine whether the client was indigent, the household gross annual income must have been reported. The ODMHSAS eligibility criteria for indigence are based on the weighted average poverty

thresholds provided annually by the U. S. Department of Commerce. The following table presents the threshold levels for FY00.

**Oklahoma Department of Mental Health and Substance Abuse Services
Eligibility Criteria
Indigence Threshold
(200% of Federal Poverty Guideline)**

Number of Persons in Household	Household Gross Annual Income *
1	\$16,480
2	\$22,120
3	\$27,760
4	\$33,400
5	\$39,040
6	\$44,680
7	\$50,320
8	\$55,960
9 or more	Add \$ 5,640 to \$55,960 for each additional person

Presenting Problem/Diagnosis

Categories for this variable are based on the DSM-IV primary diagnosis or primary presenting problem. If the admitting agency has clinicians qualified to make a diagnosis, the diagnosis is used, otherwise, a presenting problem is used to define a client's category.

Categories	Codes
Developmental Disorders	
DSM-IV Codes:	302.5-302.69, 302.85, 307-307.39, 307.5-307.99, 309.21, 312-312.29, 312.9-313.21, 313.81-313.89, 314-314.99, 315-319.99, 299-299.99
Presenting Problems:	210, 240
Non Alcohol/Drug Related Organic	
DSM-IV Codes:	290-290.99, 293-293.83, 294-294.80, 310-310.10
Alcohol Abuse	
DSM-IV Codes:	291-291.99, 293.9, 303-303.99, 305-305.02
Presenting Problems:	741, 710, 711
Other Substance Abuse	
DSM-IV Codes:	305.1-305.99, 292-292.99, 304-304.99
Presenting Problems:	742, 743, 744, 720-731
Schizophrenia	
DSM-IV Codes:	295 (excluding 295.4, 295.7)
Other Psychotic	
DSM-IV Codes:	297-298.9, 295.40, 294.9, 295.70
Presenting Problems:	510-530, 650
Mood Disorders	
DSM-IV Codes:	296-296.99 301.13, 300.4-300.49, 293.89, 311-311.99
Presenting Problems:	500-503

Categories	Codes
Other Non-Psychotic	
DSM-IV Codes:	300-300.39, 300.6-300.99, 302-302.49, 302.7-302.84, 302.89-302.99, 307-4-307.49, 307.8, 312.8, 308.3-309.19, 309.23-309.99, 312.3, 316-316.99, 780.50
Personality Disorders	
DSM-IV Codes:	301-301.9
Social Conditions	
DSM-IV Codes:	V40.00-V40.60, V61-V71.02, 955.5-995.81
Presenting Problems:	740, 450, 620-632, 311-420
Deferred/No Diagnosis	
DSM-IV Codes:	799.9-799.90, V71.09
Presenting Problems:	110, 130

Race

Clients who selected more than one category from the choices below, indicating their race, are grouped in the Two or More Races category. The Unknown category was utilized to group Clients who made no selection from the choices below indicating their race.

The following groupings are used for reporting race:

- White
- Black
- Native American
- Hispanic
- Asian
- Two or More Races
- Unknown

Units of Service: Day and Hourly

The time provider agency staff spend delivering services to or for service recipients is reported in days, parts of days or minutes (summed to hours). Following is a list of codes and descriptions for services funded by DMHSAS in FY00.

Services	Category	Code	Description
Day	Crisis Stabilization	002E	Crisis Stabilization
	Detoxification	002B	Detoxification
		001B	Medical Detoxification
		002C	Non-medical Detoxification (social)
		002K	Non-medical Detoxification
	Housing	003M	Dependent Children Of Substance Abuse in Halfway House
		003N	Dependent Children Of Substance Abuse In Residential Treatment
		003G	Domestic Violence Residential Shelter For Primary Victims
		003H	Domestic Violence Residential Shelter For Dependents
		003P	Enhanced Residential Care
		004E	Family Self Sufficiency Program
		003B	Halfway House
		003A	Halfway House Services for Pregnant and Postpartum Women
		003S	Halfway House Services for Women with Dependent Children
		003T	Halfway House Service for Dually Diagnosed
		003Y	Halfway House Services for Adolescents
		003C	Independent Living Training Program
		003V	Permanent Congregate Housing with Onsite Support
		003Z	Permanent Congregate House
		003K	Residential Care
		003Q	Safe Haven
		003I	Short-term Emergency Shelter
		003F	Sponsored Family Program
		003J	Sponsored Housing Program
		003E	Supervised Housing
	003R	Transitional Living	
	Inpatient	001D	Acute Inpatient
		001C	Acute Medical Care
		001A	Intermediate Inpatient
	Residential Treatment	002Q	Enhanced Residential Treatment - Mental Health
		002N	Intensive Residential Substance Abuse Treatment
		002R	Intensive Residential Treatment
		002P	Intensive Residential Treatment - Mental Health
		002A	Residential Treatment (Substance Abuse & Mental Health)
		002G	Residential Treatment for Adolescents

Services	Category	Code	Description
		002H	Residential Treatment for Women with Dependent Children
		002J	Residential Treatment Dually Diagnosed
		002S	Residential Treatment
		002M	Services to Dependent Children of Substance Abuse Clients in Residential Treatment
Hourly			
	Evaluation/Assessment		
		106	Clinical Testing
		100	Competency Evaluation
		102	Court Related Evaluation
		104	DUI Assessment
		110	Evaluation and Assessment
		101	Evaluation/assessment
		107	Group Assessment
		138	Institution Based SA Screening
		105	Referral
		300	Treatment Plan Review
		400	Treatment Planning
	Counseling		
		132	Family/marital
		137	Family/Marital Counseling (Mental Health Professional)
		131	Group Counseling
		136	Group Counseling (Mental Health Professional)
		135	Individual Counseling (Mental Health Professional)
		130	Individual Counseling
		241	Peer Counseling
		249	Staff Time Providing Support Group Service (Project Heartland)
	Crisis Intervention		
		133	Crisis Intervention Counseling
		134	Crisis Intervention Telephone
		120	Emergency/Crisis (face/face)
		121	Emergency/Crisis (telephone)
		123	Mobile Crisis Service
	Case Management		
		212	Case Management
		225	Case Management
		226	Case Management
		204	Client Advocacy
		213	Intensive Case Management
	Physician/Lab Services		
		305	Medical Review
		308	Medication Delivery
		304	Pharmacological Management
	Other Day Services		
		004C	Day School/6 Hours

Services	Category	Code	Description
		434	Intensive Outpatient Services - Group
		433	Intensive Outpatient Services - Individual
	Other Outpatient Services	500	Consultation
		109	Court Related Services
		210	Disaster Support Service
		590	Divorce Visitation Arbitration
		501	Education
		190	Gate-keeping
		207	Home-based Care
		565	Institution-based Substance Abuse Treatment
		570	Job Retention Support
		252	PACT Timeline Development
		506	Sexual Assault Nurse Examiner (SANE) Training
		504	System Support
		503	Training
		505	Treatment Team Meeting
	Outreach	551	Community Outreach
		553	Community Outreach to Children
		552	Intensive Outreach to Children
		550	Outreach
		561	Prevention Type Activities
		560	Substance Abuse Early Intervention
	Rehabilitation	203	Client Education
		242	Consumer Drop-in Center
		430	Day Treatment Hourly
		217	Group Rehabilitative Treatment
		216	Individual Rehab Treatment
		431	Psycho-social Hourly
		205	Resource Skills Development
		251	Resource Skills Development by Peers
		224	Substance Abuse Dx\Prob-Related Education (Family)
		219	Substance Abuse Dx\Prob-Related Education (Group)
		218	Substance Abuse Dx\Prob-Related Education (Individual)
		211	Substance Abuse Dx\Prob-Related Education
		202	Socialization
	Vocational	243	Employment Training
		245	Pre-vocational
		244	Vocational Training

Various Categories:

In response to many special report requests in past years, the special reports table was generated to address the majority of those requests.

Description of Sections and Tables

The Data Book consists of two sections. The first section displays Counts of Admitted Clients Served by Funding Source for Sex, Age, Race, Presenting Problem/Diagnosis, County of Residence, and Other Indicators. The second section presents Counts of Day and Hourly Units of Service by Funding Source for Admitted Clients and Contacts. Each section contains six tables presenting data for 1) Statewide Total, 2) Agency, 3) Agency Type, 4) Count of Residence, 5) Planning Area, and 6) Various Categories.

Section One: Admitted Clients Served by Funding Source

Admitted Clients Served are clients who have an admission transaction in the ICIS before or during the report year and had received a service during the report year. For this section, they are counted only once in the total for each level of aggregation or category in which they appear. This is called an unduplicated count. For example, a client may receive services at one hospital and then receive services at another hospital in the same year. This client would be counted twice (once at each hospital) in the agency report, but only once in the agency type and statewide tables. Because information such as age and sex should remain constant (except for data entry errors), counts for categories of these variables will sum to the total clients served on each table. Variables that might change from admission at one facility to admission at another or over time, (e.g., legal status, diagnosis, and target population) can be counted in more than one category and should not be summed.

This section shows only clients who were admitted for services and excludes contacts. It enumerates admitted clients, but further limits the counts to specific subgroups of the client population. Each individual counted has received a service at some time during the year regardless of the year he/she was admitted. Clients are grouped by frequently referenced demographics: Sex, Age, Race, Presenting Problem/Diagnosis, County of Residence, and Other Indicators. A client may be in more than one of these groups, or a client's group may change during the year. As a result, the sum of target populations exceeds the total number served. However, for any given population, the age, race, and sex, which do not change (age is calculated as of a single point in time), are unduplicated counts and should equal the total.

Section Two: Units of Service by Funding Source

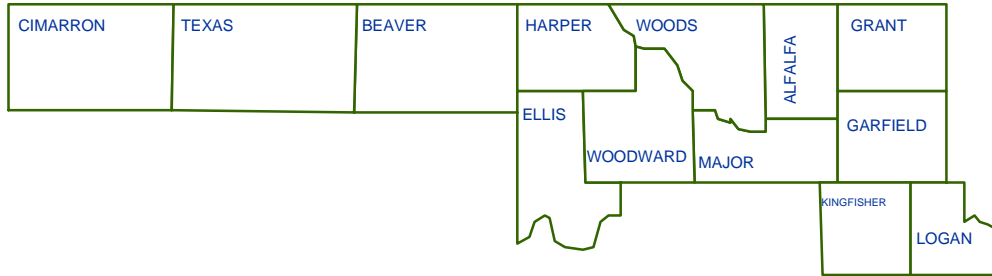
This section helps to quantify the Department's impact on the community by reporting the total number of individuals identified as receiving a service during the fiscal year. It also presents Summaries for all types of services funded through the ODMHSAS.

Individuals are counted as contacts when they call or visit an agency, but are not admitted. In general, a person can be reported as a contact twice at the same agency within a twelve-month period, but services are not given a third time without an admission. A client can also seek services at another agency and be counted as a contact there. In the Data Book report, an agency's contact counts exclude individuals who are subsequently admitted there. Additionally, two types of contacts are excluded from counts: Emergency Contacts and Group Contacts. In these cases, individuals are not identified and their addition would likely produce duplicated counts. However, the services to those individuals are reported.

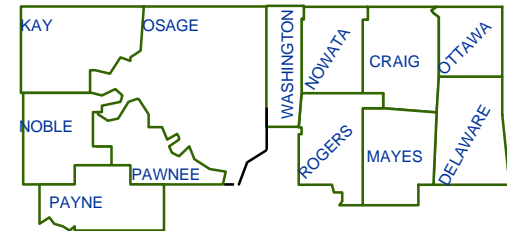
OKLAHOMA DEPARTMENT OF MENTAL HEALTH
AND SUBSTANCE ABUSE SERVICES

Planning Areas

Northwest



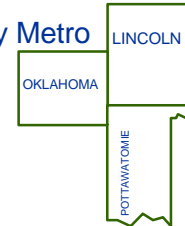
Northeast



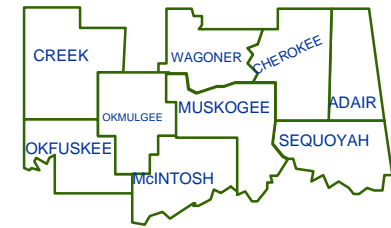
Tulsa Metro



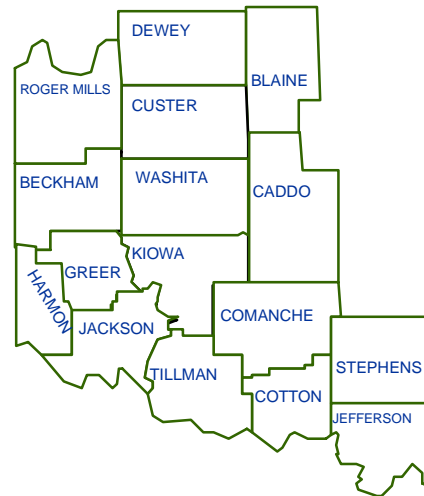
Oklahoma City Metro



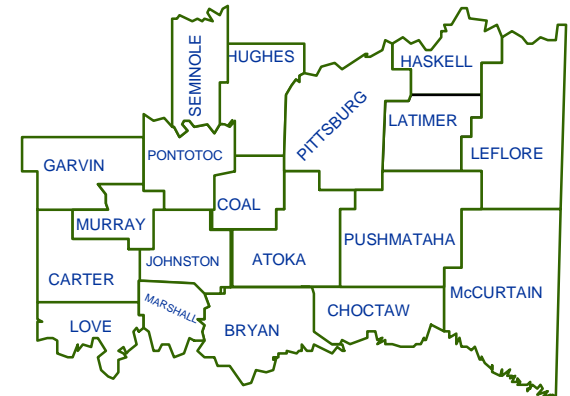
East Central



Central



Southwest



Southeast