

data

BOOK FOR FISCAL YEAR 2001

Section One:
Admitted Clients Served
By Funding Source

Table 2. Counts of Admitted
Clients Served for each Agency

DATA BOOK FOR FISCAL YEAR 2001

Published by

Oklahoma Department of Mental Health and Substance Abuse
Services

Prepared by

Ali Akour, Ph.D.

Data Analyst, Evaluation and Data Analysis Section
Decision Support Services

2002

Terry Cline, Ph.D., Commissioner
Steve Davis, Ph.D., Director of Decision Support Services
Mark Reynolds, Ed. D., Evaluation & Data Analysis Data Projects Manager

Public Domain Notice

The Data Book for Fiscal Year 2001 is in the public domain and may be reproduced or copied without permission from the Oklahoma Department of Mental Health and Substance Abuse Services. However, this publication may not be reproduced or distributed for a fee without the specific, written authorization of Oklahoma Department of Mental Health and Substance Abuse Services. Citation of the source is appreciated.

Electronic Access to Publication

This publication is available on the World Wide Web at:
<http://www.odmhsas.org/specialreports.htm>

How to Contact Us

Oklahoma Department of Mental Health and Substance Abuse Services
Evaluation and Data Analysis Section
P.O. Box 53277
Oklahoma City, OK 73152-3277
(405) 522-3813

Contents

Introduction

Section One: Admitted Clients Served by Funding Source

- Table 1. Counts of Admitted Clients Served for **Statewide Total**
- Table 2. Counts of Admitted Clients Served for each **Agency**
- Table 3. Counts of Admitted Clients Served for each **Agency Type**
- Table 4. Counts of Admitted Clients Served for each **County of Residence**
- Table 5. Counts of Admitted Clients Served for each **Planning Area**
- Table 6. Counts of Admitted Clients Served for **Various Categories**

Section Two: Units of Service by Funding Source

- Table 7. Counts of Day and Hourly Services Provided for **Statewide Total**
- Table 8. Counts of Day and Hourly Services Provided for each **Agency**
- Table 9. Counts of Day and Hourly Services Provided for each **Agency Type**
- Table 10. Counts of Day and Hourly Services Provided for each **County of Residence**
- Table 11. Counts of Day and Hourly Services Provided for each **Planning Area**
- Table 12. Counts of Day and Hourly Services Provided for **Various Categories**

Appendix

Definitions of Terms and Categorization Variables

Descriptions of Sections and Tables

Map of Planning Areas

DATA BOOK FOR FISCAL YEAR 2001

Introduction

Prior to Fiscal Year 1999, any client seen at an Oklahoma Department of Mental Health and Substance Abuse Services (ODMHSAS) contracted facility was reported, regardless of who paid for the service. Starting with Fiscal Year 1999, only clients funded in full or in part by ODMHSAS were reported. Therefore, previous years' reported client counts will be larger than in following years.

During the Fiscal Year 2001, the State of Oklahoma expenditures on community mental health services, inpatient facilities, substance abuse services, domestic violence/sexual assault services, and departmental management amounted to approximately \$177 million dollars. An unduplicated total of approximately 82,042 recipients were served system-wide in FY 2001. The unduplicated total of 82,042 recipients consists of 58,351 recipients that were admitted and served and 23,691 recipients that were contacts. The Data Book report is generated to provide basic information about these recipients and services they received for policy makers, interest groups, and others working to improve the quality of life for those in need.

The Data Book report is produced by the Evaluation and Data Analysis Section of the Decision Support Services Division at the Oklahoma Department of Mental Health and Substance Abuse Services (ODMHSAS). The report summarizes demographic information and services for clients served in agencies operated by or funded through ODMHSAS. To create the Data Book report, data are extracted from the ODMHSAS Integrated Client Information System (ICIS). ICIS contains demographic and service information about service recipients and agencies.

To meet the specific needs of a variety of entities, the Data Book report consists of two separate sections: Admitted Clients Served by Funding Source; Units of Service by Funding Source. The sections are then divided into tables and each table presents a different view of the data. Definitions of terms and a Map of Planning Areas are also provided.

Oklahoma Department of Mental Health and Substance Abuse Services

Counts of Admitted Clients Served by Funding Source for Each Agency During FY2001

A BETTER CHANCE

	Total	Funding Source					
		Mental Health	Substance Abuse	Domestic Violence	Residential Care	Medicaid	Other
Total							
Unduplicated Count	413	0	413	0	0	0	0
Sex							
Female	253	0	253	0	0	0	0
Male	160	0	160	0	0	0	0
Age							
0-04	201	0	201	0	0	0	0
05-17	52	0	52	0	0	0	0
18-20	4	0	4	0	0	0	0
21-24	9	0	9	0	0	0	0
25-34	35	0	35	0	0	0	0
35-44	59	0	59	0	0	0	0
45-54	31	0	31	0	0	0	0
55-64	15	0	15	0	0	0	0
65-74	6	0	6	0	0	0	0
75-84	1	0	1	0	0	0	0
Race							
White	241	0	241	0	0	0	0
Black	108	0	108	0	0	0	0
Native American	23	0	23	0	0	0	0
Hispanic	5	0	5	0	0	0	0
Two or More Races	36	0	36	0	0	0	0
Presenting Problem/Diagnosis							
Social Conditions	413	0	413	0	0	0	0
County of Residence							
Adair	2	0	2	0	0	0	0
Atoka	1	0	1	0	0	0	0
Beckham	3	0	3	0	0	0	0
Blaine	2	0	2	0	0	0	0
Bryan	1	0	1	0	0	0	0
Caddo	4	0	4	0	0	0	0
Canadian	28	0	28	0	0	0	0
Carter	3	0	3	0	0	0	0
Cleveland	25	0	25	0	0	0	0
Dewey	3	0	3	0	0	0	0
Ellis	1	0	1	0	0	0	0
Garfield	4	0	4	0	0	0	0
Garvin	2	0	2	0	0	0	0
Grady	1	0	1	0	0	0	0
Kay	3	0	3	0	0	0	0
Lincoln	1	0	1	0	0	0	0
Logan	24	0	24	0	0	0	0
McClain	3	0	3	0	0	0	0
Murray	2	0	2	0	0	0	0
Oklahoma	265	0	265	0	0	0	0
Payne	2	0	2	0	0	0	0
Pittsburgh	1	0	1	0	0	0	0
Pontotoc	4	0	4	0	0	0	0
Pottawatomie	5	0	5	0	0	0	0
Pushmataha	3	0	3	0	0	0	0

Notes: Information in this table is based on data reported to DMHSAS as of 01/01/2002. The same client may be counted in more than one category, e.g., clients can receive services under more than one contract source, in more than one "County of Residence," or may have multiple "Other Indicators." Please see Definition page for other considerations.

Oklahoma Department of Mental Health and Substance Abuse Services

Counts of Admitted Clients Served by Funding Source for Each Agency During FY2001

A BETTER CHANCE

	Total	Funding Source					
		Mental Health	Substance Abuse	Domestic Violence	Residential Care	Medicaid	Other
Seminole	9	0	9	0	0	0	0
Tillman	2	0	2	0	0	0	0
Woods	9	0	9	0	0	0	0
Other Indicators							
Custody of DHS	149	0	149	0	0	0	0
Homeless	1	0	1	0	0	0	0
Indigent	409	0	409	0	0	0	0
SMI (If ever)	5	0	5	0	0	0	0

Notes: Information in this table is based on data reported to DMHSAS as of 01/01/2002. The same client may be counted in more than one category, e.g., clients can receive services under more than one contract source, in more than one "County of Residence," or may have multiple "Other Indicators." Please see Definition page for other considerations.

Oklahoma Department of Mental Health and Substance Abuse Services

Counts of Admitted Clients Served by Funding Source for Each Agency During FY2001

ACMI HOUSE INC

	Total	Funding Source					
		Mental Health	Substance Abuse	Domestic Violence	Residential Care	Medicaid	Other
Total							
Unduplicated Count	205	0	0	205	0	0	0
Sex							
Female	123	0	0	123	0	0	0
Male	82	0	0	82	0	0	0
Age							
0-04	22	0	0	22	0	0	0
05-17	44	0	0	44	0	0	0
18-20	19	0	0	19	0	0	0
21-24	27	0	0	27	0	0	0
25-34	48	0	0	48	0	0	0
35-44	33	0	0	33	0	0	0
45-54	9	0	0	9	0	0	0
55-64	1	0	0	1	0	0	0
65-74	2	0	0	2	0	0	0
Race							
White	113	0	0	113	0	0	0
Black	37	0	0	37	0	0	0
Native American	9	0	0	9	0	0	0
Hispanic	45	0	0	45	0	0	0
Asian	1	0	0	1	0	0	0
Presenting Problem/Diagnosis							
Social Conditions	205	0	0	205	0	0	0
County of Residence							
Beckham	3	0	0	3	0	0	0
Comanche	1	0	0	1	0	0	0
Greer	9	0	0	9	0	0	0
Harmon	16	0	0	16	0	0	0
Jackson	124	0	0	124	0	0	0
Kiowa	18	0	0	18	0	0	0
Oklahoma	1	0	0	1	0	0	0
Stephens	3	0	0	3	0	0	0
Tillman	13	0	0	13	0	0	0
Washington	1	0	0	1	0	0	0
Out of State/Unknown	16	0	0	16	0	0	0
Other Indicators							
Indigent	201	0	0	201	0	0	0
SMI (If ever)	8	0	0	8	0	0	0

Notes: Information in this table is based on data reported to DMHSAS as of 01/01/2002. The same client may be counted in more than one category, e.g., clients can receive services under more than one contract source, in more than one "County of Residence," or may have multiple "Other Indicators." Please see Definition page for other considerations.

Oklahoma Department of Mental Health and Substance Abuse Services

Counts of Admitted Clients Served by Funding Source for Each Agency During FY2001

ACTION ASSOCIATES, INC.

	Total	Funding Source					
		Mental Health	Substance Abuse	Domestic Violence	Residential Care	Medicaid	Other
Total							
Unduplicated Count	406	0	0	406	0	0	0
Sex							
Female	271	0	0	271	0	0	0
Male	135	0	0	135	0	0	0
Age							
0-04	75	0	0	75	0	0	0
05-17	84	0	0	84	0	0	0
18-20	22	0	0	22	0	0	0
21-24	43	0	0	43	0	0	0
25-34	90	0	0	90	0	0	0
35-44	62	0	0	62	0	0	0
45-54	21	0	0	21	0	0	0
55-64	7	0	0	7	0	0	0
65-74	2	0	0	2	0	0	0
Race							
White	276	0	0	276	0	0	0
Black	26	0	0	26	0	0	0
Native American	21	0	0	21	0	0	0
Hispanic	32	0	0	32	0	0	0
Two or More Races	51	0	0	51	0	0	0
Presenting Problem/Diagnosis							
Alcohol Abuse	2	0	0	2	0	0	0
Developmental Disorder	17	0	0	17	0	0	0
Mood Disorder	7	0	0	7	0	0	0
Social Conditions	358	0	0	358	0	0	0
Deferred/No Diagnosis	22	0	0	22	0	0	0
County of Residence							
Beckham	112	0	0	112	0	0	0
Caddo	4	0	0	4	0	0	0
Canadian	7	0	0	7	0	0	0
Comanche	1	0	0	1	0	0	0
Custer	179	0	0	179	0	0	0
Dewey	4	0	0	4	0	0	0
Ellis	1	0	0	1	0	0	0
Garfield	2	0	0	2	0	0	0
Garvin	1	0	0	1	0	0	0
Oklahoma	4	0	0	4	0	0	0
Roger Mills	29	0	0	29	0	0	0
Stephens	4	0	0	4	0	0	0
Washita	48	0	0	48	0	0	0
Out of State/Unknown	10	0	0	10	0	0	0
Other Indicators							
Any Alcohol/Drug Problem	33	0	0	33	0	0	0
Custody of DHS	2	0	0	2	0	0	0
Custody of DOC	1	0	0	1	0	0	0
Deaf and Hearing Impaired	2	0	0	2	0	0	0
Homeless	118	0	0	118	0	0	0
Indigent	373	0	0	373	0	0	0
SMI (If ever)	31	0	0	31	0	0	0

Notes: Information in this table is based on data reported to DMHSAS as of 01/01/2002. The same client may be counted in more than one category, e.g., clients can receive services under more than one contract source, in more than one "County of Residence," or may have multiple "Other Indicators." Please see Definition page for other considerations.

Oklahoma Department of Mental Health and Substance Abuse Services

Counts of Admitted Clients Served by Funding Source for Each Agency During FY2001

ADA AREA CHEMICAL DEPENDENCY CENTER, INC.

	Total	Funding Source					
		Mental Health	Substance Abuse	Domestic Violence	Residential Care	Medicaid	Other
Total							
Unduplicated Count	87	0	86	0	0	1	0
Sex							
Female	45	0	44	0	0	1	0
Male	42	0	42	0	0	0	0
Age							
05-17	8	0	8	0	0	0	0
18-20	8	0	8	0	0	0	0
21-24	12	0	12	0	0	0	0
25-34	30	0	29	0	0	1	0
35-44	19	0	19	0	0	0	0
45-54	9	0	9	0	0	0	0
65-74	1	0	1	0	0	0	0
Race							
White	69	0	68	0	0	1	0
Black	2	0	2	0	0	0	0
Native American	13	0	13	0	0	0	0
Hispanic	3	0	3	0	0	0	0
Presenting Problem/Diagnosis							
Alcohol Abuse	23	0	23	0	0	0	0
Social Conditions	2	0	2	0	0	0	0
Substance Related	62	0	61	0	0	1	0
County of Residence							
Garvin	3	0	3	0	0	0	0
Murray	1	0	1	0	0	0	0
Oklahoma	1	0	1	0	0	0	0
Pontotoc	80	0	79	0	0	1	0
Pottawatomie	1	0	1	0	0	0	0
Seminole	1	0	1	0	0	0	0
Other Indicators							
Any Alcohol/Drug Problem	85	0	84	0	0	1	0
Custody of DHS	1	0	1	0	0	0	0
Custody of OJA	3	0	3	0	0	0	0
Homeless	2	0	2	0	0	0	0
Indigent	86	0	85	0	0	1	0
SMI (If ever)	19	0	18	0	0	1	0

Notes: Information in this table is based on data reported to DMHSAS as of 01/01/2002. The same client may be counted in more than one category, e.g., clients can receive services under more than one contract source, in more than one "County of Residence," or may have multiple "Other Indicators." Please see Definition page for other considerations.

Oklahoma Department of Mental Health and Substance Abuse Services

Counts of Admitted Clients Served by Funding Source for Each Agency During FY2001

ADA RESIDENTIAL CARE

	Total	Funding Source					
		Mental Health	Substance Abuse	Domestic Violence	Residential Care	Medicaid	Other
Total							
Unduplicated Count	37	0	0	0	37	0	0
Sex							
Female	8	0	0	0	8	0	0
Male	29	0	0	0	29	0	0
Age							
18-20	2	0	0	0	2	0	0
21-24	3	0	0	0	3	0	0
25-34	6	0	0	0	6	0	0
35-44	8	0	0	0	8	0	0
45-54	10	0	0	0	10	0	0
55-64	7	0	0	0	7	0	0
65-74	1	0	0	0	1	0	0
Race							
White	28	0	0	0	28	0	0
Black	1	0	0	0	1	0	0
Native American	6	0	0	0	6	0	0
Asian	1	0	0	0	1	0	0
Two or More Races	1	0	0	0	1	0	0
Presenting Problem/Diagnosis							
Mood Disorder	15	0	0	0	15	0	0
Other Psychotic	22	0	0	0	22	0	0
County of Residence							
Cleveland	1	0	0	0	1	0	0
Muskogee	8	0	0	0	8	0	0
Osage	2	0	0	0	2	0	0
Pittsburgh	2	0	0	0	2	0	0
Pontotoc	24	0	0	0	24	0	0
Other Indicators							
Indigent	36	0	0	0	36	0	0
SMI (If ever)	37	0	0	0	37	0	0

Notes: Information in this table is based on data reported to DMHSAS as of 01/01/2002. The same client may be counted in more than one category, e.g., clients can receive services under more than one contract source, in more than one "County of Residence," or may have multiple "Other Indicators." Please see Definition page for other considerations.

Oklahoma Department of Mental Health and Substance Abuse Services

Counts of Admitted Clients Served by Funding Source for Each Agency During FY2001

ALPHA II, INC.

	Total	Funding Source					
		Mental Health	Substance Abuse	Domestic Violence	Residential Care	Medicaid	Other
Total							
Unduplicated Count	128	0	128	0	0	0	0
Sex							
Male	128	0	128	0	0	0	0
Age							
18-20	11	0	11	0	0	0	0
21-24	24	0	24	0	0	0	0
25-34	30	0	30	0	0	0	0
35-44	48	0	48	0	0	0	0
45-54	12	0	12	0	0	0	0
55-64	3	0	3	0	0	0	0
Race							
White	83	0	83	0	0	0	0
Black	17	0	17	0	0	0	0
Native American	20	0	20	0	0	0	0
Hispanic	4	0	4	0	0	0	0
Two or More Races	4	0	4	0	0	0	0
Presenting Problem/Diagnosis							
Alcohol Abuse	64	0	64	0	0	0	0
Substance Related	64	0	64	0	0	0	0
County of Residence							
Alfalfa	1	0	1	0	0	0	0
Bryan	1	0	1	0	0	0	0
Canadian	1	0	1	0	0	0	0
Carter	2	0	2	0	0	0	0
Cherokee	4	0	4	0	0	0	0
Creek	5	0	5	0	0	0	0
Garfield	7	0	7	0	0	0	0
Jefferson	1	0	1	0	0	0	0
Kay	28	0	28	0	0	0	0
Muskogee	6	0	6	0	0	0	0
Noble	2	0	2	0	0	0	0
Okfuskee	3	0	3	0	0	0	0
Oklahoma	6	0	6	0	0	0	0
Okmulgee	2	0	2	0	0	0	0
Osage	2	0	2	0	0	0	0
Pawnee	6	0	6	0	0	0	0
Payne	16	0	16	0	0	0	0
Pittsburgh	1	0	1	0	0	0	0
Rogers	2	0	2	0	0	0	0
Sequoyah	1	0	1	0	0	0	0
Stephens	2	0	2	0	0	0	0
Tulsa	13	0	13	0	0	0	0
Wagoner	3	0	3	0	0	0	0
Washington	11	0	11	0	0	0	0
Washita	2	0	2	0	0	0	0
Other Indicators							
Any Alcohol/Drug Problem	128	0	128	0	0	0	0
Custody of DOC	1	0	1	0	0	0	0
Deaf and Hearing Impaired	1	0	1	0	0	0	0

Notes: Information in this table is based on data reported to DMHSAS as of 01/01/2002. The same client may be counted in more than one category, e.g., clients can receive services under more than one contract source, in more than one "County of Residence," or may have multiple "Other Indicators." Please see Definition page for other considerations.

Oklahoma Department of Mental Health and Substance Abuse Services

Counts of Admitted Clients Served by Funding Source for Each Agency During FY2001

ALPHA II, INC.

	Funding Source					
	Total	Mental Health	Substance Abuse	Domestic Violence	Residential Care	Medicaid Other
Homeless	15	0	15	0	0	0
Indigent	126	0	126	0	0	0
SMI (If ever)	28	0	28	0	0	0

Notes: Information in this table is based on data reported to DMHSAS as of 01/01/2002. The same client may be counted in more than one category, e.g., clients can receive services under more than one contract source, in more than one "County of Residence," or may have multiple "Other Indicators." Please see Definition page for other considerations.

Oklahoma Department of Mental Health and Substance Abuse Services

Counts of Admitted Clients Served by Funding Source for Each Agency During FY2001

ASSOCIATED CENTERS FOR THERAPY, INC.

	Total	Funding Source					
		Mental Health	Substance Abuse	Domestic Violence	Residential Care	Medicaid	Other
Total							
Unduplicated Count	627	572	0	0	0	92	0
Sex							
Female	332	301	0	0	0	53	0
Male	295	271	0	0	0	39	0
Age							
0-04	1	1	0	0	0	0	0
05-17	83	82	0	0	0	2	0
18-20	34	33	0	0	0	1	0
21-24	64	60	0	0	0	6	0
25-34	135	129	0	0	0	13	0
35-44	152	133	0	0	0	30	0
45-54	111	95	0	0	0	28	0
55-64	34	29	0	0	0	6	0
65-74	11	9	0	0	0	5	0
75-84	2	1	0	0	0	1	0
Race							
White	500	452	0	0	0	78	0
Black	54	53	0	0	0	4	0
Native American	32	28	0	0	0	5	0
Hispanic	8	8	0	0	0	2	0
Asian	11	10	0	0	0	1	0
Two or More Races	22	21	0	0	0	2	0
Presenting Problem/Diagnosis							
Alcohol Abuse	12	12	0	0	0	0	0
Developmental Disorder	50	48	0	0	0	2	0
Mood Disorder	335	317	0	0	0	31	0
Non Alcohol/Drug Related	7	6	0	0	0	1	0
Other Non-Psychotic	85	80	0	0	0	7	0
Other Psychotic	53	41	0	0	0	19	0
Personality Disorder	6	6	0	0	0	1	0
Schizophrenia	59	44	0	0	0	29	0
Social Conditions	2	2	0	0	0	0	0
Substance Related	18	16	0	0	0	2	0
County of Residence							
Creek	4	4	0	0	0	0	0
Haskell	2	2	0	0	0	0	0
Okmulgee	2	2	0	0	0	0	0
Osage	4	4	0	0	0	0	0
Rogers	3	3	0	0	0	0	0
Texas	1	1	0	0	0	0	0
Tulsa	607	552	0	0	0	92	0
Wagoner	4	4	0	0	0	0	0
Other Indicators							
Any Alcohol/Drug Problem	249	234	0	0	0	26	0
Custody of DHS	4	4	0	0	0	0	0
Custody of DOC	2	2	0	0	0	0	0
Dual Diagnosis	113	105	0	0	0	13	0
Homeless	2	2	0	0	0	0	0
Indigent	613	559	0	0	0	90	0

Notes: Information in this table is based on data reported to DMHSAS as of 01/01/2002. The same client may be counted in more than one category, e.g., clients can receive services under more than one contract source, in more than one "County of Residence," or may have multiple "Other Indicators." Please see Definition page for other considerations.

Oklahoma Department of Mental Health and Substance Abuse Services

Counts of Admitted Clients Served by Funding Source for Each Agency During FY2001

ASSOCIATED CENTERS FOR THERAPY, INC.

	Funding Source					
	Total	Mental Health	Substance Abuse	Domestic Violence	Residential Care	Medicaid Other
SED (6-17)	68	67	0	0	0	2 0
SMI (If ever)	526	472	0	0	0	90 0

Notes: Information in this table is based on data reported to DMHSAS as of 01/01/2002. The same client may be counted in more than one category, e.g., clients can receive services under more than one contract source, in more than one "County of Residence," or may have multiple "Other Indicators." Please see Definition page for other considerations.

Oklahoma Department of Mental Health and Substance Abuse Services

Counts of Admitted Clients Served by Funding Source for Each Agency During FY2001

BILL WILLIS MENTAL HEALTH

	Total	Funding Source					
		Mental Health	Substance Abuse	Domestic Violence	Residential Care	Medicaid	Other
Total							
Unduplicated Count	1,937	741	485	0	0	666	961
Sex							
Female	1,001	392	146	0	0	417	503
Male	936	349	339	0	0	249	458
Age							
0-04	8	1	0	0	0	4	3
05-17	203	18	3	0	0	132	83
18-20	101	33	31	0	0	23	48
21-24	168	68	77	0	0	30	60
25-34	453	186	148	0	0	114	199
35-44	492	198	147	0	0	153	263
45-54	336	151	64	0	0	135	190
55-64	129	67	14	0	0	56	81
65-74	38	12	1	0	0	16	28
75-84	9	7	0	0	0	3	6
Race							
White	1,438	589	327	0	0	513	732
Black	70	21	18	0	0	36	32
Native American	376	115	131	0	0	94	173
Hispanic	12	5	2	0	0	4	6
Asian	5	2	0	0	0	2	3
Two or More Races	35	8	7	0	0	16	15
Unknown	1	1	0	0	0	1	0
Presenting Problem/Diagnosis							
Alcohol Abuse	137	42	95	0	0	5	47
Developmental Disorder	116	27	14	0	0	61	56
Mood Disorder	725	358	60	0	0	284	404
Non Alcohol/Drug Related	12	7	1	0	0	8	4
Other Non-Psychotic	257	93	12	0	0	102	130
Other Psychotic	127	57	19	0	0	71	83
Personality Disorder	9	4	3	0	0	3	7
Schizophrenia	133	58	10	0	0	78	76
Social Conditions	9	2	0	0	0	4	5
Substance Related	412	93	271	0	0	50	149
County of Residence							
Adair	311	93	48	0	0	109	189
Cherokee	571	250	126	0	0	182	293
Coal	1	0	1	0	0	0	0
Comanche	1	1	0	0	0	0	0
Craig	2	0	2	0	0	0	0
Creek	2	1	0	0	0	1	2
Delaware	11	5	5	0	0	2	4
Haskell	1	1	0	0	0	0	0
Hughes	1	1	1	0	0	0	0
Kay	1	0	1	0	0	0	0
Latimer	1	0	0	0	0	0	1
LeFlore	5	0	2	0	0	1	2
Mayes	17	8	9	0	0	3	7
McCurtain	2	1	2	0	0	0	1

Notes: Information in this table is based on data reported to DMHSAS as of 01/01/2002. The same client may be counted in more than one category, e.g., clients can receive services under more than one contract source, in more than one "County of Residence," or may have multiple "Other Indicators." Please see Definition page for other considerations.

Oklahoma Department of Mental Health and Substance Abuse Services

Counts of Admitted Clients Served by Funding Source for Each Agency During FY2001

BILL WILLIS MENTAL HEALTH

	Total	Funding Source					
		Mental Health	Substance Abuse	Domestic Violence	Residential Care	Medicaid	Other
McIntosh	4	1	2	0	0	0	1
Muskogee	93	10	77	0	0	7	11
Ottawa	1	1	0	0	0	0	0
Pawnee	2	0	2	0	0	0	0
Pittsburgh	3	1	1	0	0	0	2
Rogers	5	1	5	0	0	0	0
Sequoyah	419	196	79	0	0	170	233
Tulsa	23	4	13	0	0	2	9
Wagoner	427	152	104	0	0	175	188
Washington	1	1	0	0	0	0	0
Out of State/Unknown	32	13	5	0	0	14	18
Other Indicators							
Any Alcohol/Drug Problem	754	246	417	0	0	120	308
Custody of DHS	50	0	0	0	0	34	25
Custody of DOC	108	16	87	0	0	8	24
Custody of OJA	1	0	0	0	0	1	0
Deaf and Hearing Impaired	8	5	1	0	0	3	2
Dual Diagnosis	109	56	38	0	0	39	60
Homeless	18	6	7	0	0	3	9
Indigent	1,852	723	462	0	0	653	905
SED (6-17)	130	7	0	0	0	85	57
SMI (If ever)	1,136	578	198	0	0	440	630

Notes: Information in this table is based on data reported to DMHSAS as of 01/01/2002. The same client may be counted in more than one category, e.g., clients can receive services under more than one contract source, in more than one "County of Residence," or may have multiple "Other Indicators." Please see Definition page for other considerations.

Oklahoma Department of Mental Health and Substance Abuse Services

Counts of Admitted Clients Served by Funding Source for Each Agency During FY2001

BOLEY RESIDENTIAL CARE HOME

	Total	Funding Source					
		Mental Health	Substance Abuse	Domestic Violence	Residential Care	Medicaid	Other
Total							
Unduplicated Count	45	0	0	0	45	0	0
Sex							
Female	14	0	0	0	14	0	0
Male	31	0	0	0	31	0	0
Age							
18-20	2	0	0	0	2	0	0
21-24	1	0	0	0	1	0	0
25-34	10	0	0	0	10	0	0
35-44	15	0	0	0	15	0	0
45-54	11	0	0	0	11	0	0
55-64	5	0	0	0	5	0	0
65-74	1	0	0	0	1	0	0
Race							
White	12	0	0	0	12	0	0
Black	31	0	0	0	31	0	0
Native American	2	0	0	0	2	0	0
Presenting Problem/Diagnosis							
Mood Disorder	1	0	0	0	1	0	0
Other Psychotic	41	0	0	0	41	0	0
Social Conditions	3	0	0	0	3	0	0
County of Residence							
Comanche	2	0	0	0	2	0	0
Okfuskee	42	0	0	0	42	0	0
Tulsa	1	0	0	0	1	0	0
Other Indicators							
Any Alcohol/Drug Problem	2	0	0	0	2	0	0
Homeless	3	0	0	0	3	0	0
Indigent	45	0	0	0	45	0	0
SMI (If ever)	45	0	0	0	45	0	0

Notes: Information in this table is based on data reported to DMHSAS as of 01/01/2002. The same client may be counted in more than one category, e.g., clients can receive services under more than one contract source, in more than one "County of Residence," or may have multiple "Other Indicators." Please see Definition page for other considerations.

Oklahoma Department of Mental Health and Substance Abuse Services

Counts of Admitted Clients Served by Funding Source for Each Agency During FY2001

BOLEY RESIDENTIAL CARE HOME II

	Total	Funding Source					
		Mental Health	Substance Abuse	Domestic Violence	Residential Care	Medicaid	Other
Total							
Unduplicated Count	83	0	0	0	83	0	0
Sex							
Female	33	0	0	0	33	0	0
Male	50	0	0	0	50	0	0
Age							
18-20	1	0	0	0	1	0	0
21-24	9	0	0	0	9	0	0
25-34	14	0	0	0	14	0	0
35-44	27	0	0	0	27	0	0
45-54	18	0	0	0	18	0	0
55-64	10	0	0	0	10	0	0
65-74	3	0	0	0	3	0	0
75-84	1	0	0	0	1	0	0
Race							
White	39	0	0	0	39	0	0
Black	36	0	0	0	36	0	0
Native American	7	0	0	0	7	0	0
Two or More Races	1	0	0	0	1	0	0
Presenting Problem/Diagnosis							
Developmental Disorder	1	0	0	0	1	0	0
Mood Disorder	1	0	0	0	1	0	0
Other Psychotic	80	0	0	0	80	0	0
Social Conditions	1	0	0	0	1	0	0
County of Residence							
Okfuskee	83	0	0	0	83	0	0
Other Indicators							
Indigent	82	0	0	0	82	0	0
SMI (If ever)	83	0	0	0	83	0	0

Notes: Information in this table is based on data reported to DMHSAS as of 01/01/2002. The same client may be counted in more than one category, e.g., clients can receive services under more than one contract source, in more than one "County of Residence," or may have multiple "Other Indicators." Please see Definition page for other considerations.

Oklahoma Department of Mental Health and Substance Abuse Services

Counts of Admitted Clients Served by Funding Source for Each Agency During FY2001

BRIDGEWAY

		Funding Source						
		Total	Mental Health	Substance Abuse	Domestic Violence	Residential Care	Medicaid	Other
Total	Unduplicated Count	23	0	23	0	0	0	0
Sex	Male	23	0	23	0	0	0	0
Age	21-24	2	0	2	0	0	0	0
	25-34	4	0	4	0	0	0	0
	35-44	8	0	8	0	0	0	0
	45-54	7	0	7	0	0	0	0
	55-64	2	0	2	0	0	0	0
Race	White	20	0	20	0	0	0	0
	Black	3	0	3	0	0	0	0
Presenting Problem/Diagnosis	Alcohol Abuse	18	0	18	0	0	0	0
	Substance Related	5	0	5	0	0	0	0
County of Residence	Garfield	1	0	1	0	0	0	0
	Kay	18	0	18	0	0	0	0
	Noble	2	0	2	0	0	0	0
	Payne	1	0	1	0	0	0	0
	Out of State/Unknown	1	0	1	0	0	0	0
Other Indicators	Any Alcohol/Drug Problem	23	0	23	0	0	0	0
	Custody of DOC	1	0	1	0	0	0	0
	Homeless	18	0	18	0	0	0	0
	Indigent	23	0	23	0	0	0	0
	SMI (If ever)	9	0	9	0	0	0	0

Notes: Information in this table is based on data reported to DMHSAS as of 01/01/2002. The same client may be counted in more than one category, e.g., clients can receive services under more than one contract source, in more than one "County of Residence," or may have multiple "Other Indicators." Please see Definition page for other considerations.

Oklahoma Department of Mental Health and Substance Abuse Services

Counts of Admitted Clients Served by Funding Source for Each Agency During FY2001

CAA TURNING POINT

	Total	Funding Source					
		Mental Health	Substance Abuse	Domestic Violence	Residential Care	Medicaid	Other
Total							
Unduplicated Count	385	0	385	0	0	0	0
Sex							
Female	169	0	169	0	0	0	0
Male	216	0	216	0	0	0	0
Age							
05-17	17	0	17	0	0	0	0
18-20	27	0	27	0	0	0	0
21-24	46	0	46	0	0	0	0
25-34	116	0	116	0	0	0	0
35-44	125	0	125	0	0	0	0
45-54	47	0	47	0	0	0	0
55-64	5	0	5	0	0	0	0
65-74	2	0	2	0	0	0	0
Race							
White	205	0	205	0	0	0	0
Black	100	0	100	0	0	0	0
Native American	45	0	45	0	0	0	0
Hispanic	31	0	31	0	0	0	0
Two or More Races	4	0	4	0	0	0	0
Presenting Problem/Diagnosis							
Alcohol Abuse	72	0	72	0	0	0	0
Social Conditions	3	0	3	0	0	0	0
Substance Related	310	0	310	0	0	0	0
County of Residence							
Canadian	38	0	38	0	0	0	0
Carter	1	0	1	0	0	0	0
Cleveland	9	0	9	0	0	0	0
McClain	1	0	1	0	0	0	0
Oklahoma	335	0	335	0	0	0	0
Stephens	1	0	1	0	0	0	0
Other Indicators							
Any Alcohol/Drug Problem	382	0	382	0	0	0	0
Custody of DHS	1	0	1	0	0	0	0
Custody of DOC	14	0	14	0	0	0	0
Deaf and Hearing Impaired	2	0	2	0	0	0	0
Homeless	6	0	6	0	0	0	0
Indigent	379	0	379	0	0	0	0
SMI (If ever)	46	0	46	0	0	0	0

Notes: Information in this table is based on data reported to DMHSAS as of 01/01/2002. The same client may be counted in more than one category, e.g., clients can receive services under more than one contract source, in more than one "County of Residence," or may have multiple "Other Indicators." Please see Definition page for other considerations.

Oklahoma Department of Mental Health and Substance Abuse Services

Counts of Admitted Clients Served by Funding Source for Each Agency During FY2001

CALL RAPE INC.

	Total	Funding Source					
		Mental Health	Substance Abuse	Domestic Violence	Residential Care	Medicaid	Other
Total							
Unduplicated Count	84	0	0	84	0	0	0
Sex							
Female	80	0	0	80	0	0	0
Male	4	0	0	4	0	0	0
Age							
05-17	24	0	0	24	0	0	0
18-20	7	0	0	7	0	0	0
21-24	7	0	0	7	0	0	0
25-34	15	0	0	15	0	0	0
35-44	16	0	0	16	0	0	0
45-54	13	0	0	13	0	0	0
55-64	2	0	0	2	0	0	0
Race							
White	71	0	0	71	0	0	0
Black	6	0	0	6	0	0	0
Native American	3	0	0	3	0	0	0
Hispanic	3	0	0	3	0	0	0
Asian	1	0	0	1	0	0	0
Presenting Problem/Diagnosis							
Social Conditions	84	0	0	84	0	0	0
County of Residence							
Creek	4	0	0	4	0	0	0
Muskogee	1	0	0	1	0	0	0
Osage	1	0	0	1	0	0	0
Rogers	2	0	0	2	0	0	0
Tulsa	74	0	0	74	0	0	0
Wagoner	2	0	0	2	0	0	0
Other Indicators							
Any Alcohol/Drug Problem	1	0	0	1	0	0	0
Deaf and Hearing Impaired	1	0	0	1	0	0	0
Indigent	54	0	0	54	0	0	0
SMI (If ever)	16	0	0	16	0	0	0

Notes: Information in this table is based on data reported to DMHSAS as of 01/01/2002. The same client may be counted in more than one category, e.g., clients can receive services under more than one contract source, in more than one "County of Residence," or may have multiple "Other Indicators." Please see Definition page for other considerations.

Oklahoma Department of Mental Health and Substance Abuse Services

Counts of Admitted Clients Served by Funding Source for Each Agency During FY2001

CARE FOR CHANGE, INC.

		Funding Source						
		Total	Mental Health	Substance Abuse	Domestic Violence	Residential Care	Medicaid	Other
Total	Unduplicated Count	449	0	449	0	0	0	0
Sex	Female	143	0	143	0	0	0	0
	Male	306	0	306	0	0	0	0
Age	05-17	85	0	85	0	0	0	0
	18-20	18	0	18	0	0	0	0
	21-24	49	0	49	0	0	0	0
	25-34	98	0	98	0	0	0	0
	35-44	132	0	132	0	0	0	0
	45-54	55	0	55	0	0	0	0
	55-64	12	0	12	0	0	0	0
Race	White	231	0	231	0	0	0	0
	Black	172	0	172	0	0	0	0
	Native American	27	0	27	0	0	0	0
	Hispanic	16	0	16	0	0	0	0
	Asian	1	0	1	0	0	0	0
	Two or More Races	2	0	2	0	0	0	0
Presenting Problem/Diagnosis	Alcohol Abuse	103	0	103	0	0	0	0
	Social Conditions	5	0	5	0	0	0	0
	Substance Related	330	0	330	0	0	0	0
	Deferred/No Diagnosis	11	0	11	0	0	0	0
County of Residence	Ellis	1	0	1	0	0	0	0
	Oklahoma	448	0	448	0	0	0	0
Other Indicators	Any Alcohol/Drug Problem	445	0	445	0	0	0	0
	Custody of DHS	24	0	24	0	0	0	0
	Custody of DOC	131	0	131	0	0	0	0
	Custody of OJA	31	0	31	0	0	0	0
	Homeless	1	0	1	0	0	0	0
	Indigent	432	0	432	0	0	0	0
	SMI (If ever)	33	0	33	0	0	0	0

Notes: Information in this table is based on data reported to DMHSAS as of 01/01/2002. The same client may be counted in more than one category, e.g., clients can receive services under more than one contract source, in more than one "County of Residence," or may have multiple "Other Indicators." Please see Definition page for other considerations.

Oklahoma Department of Mental Health and Substance Abuse Services

Counts of Admitted Clients Served by Funding Source for Each Agency During FY2001

CARL ALBERT CMHC

	Total	Funding Source					
		Mental Health	Substance Abuse	Domestic Violence	Residential Care	Medicaid	Other
Total							
Unduplicated Count	2,561	1,221	52	0	0	814	1,424
Sex							
Female	1,414	716	16	0	0	503	748
Male	1,147	505	36	0	0	311	676
Age							
0-04	8	3	0	0	0	4	2
05-17	149	37	0	0	0	104	38
18-20	79	59	3	0	0	12	39
21-24	145	106	6	0	0	22	56
25-34	489	306	16	0	0	131	245
35-44	704	379	15	0	0	191	391
45-54	563	221	12	0	0	195	349
55-64	289	102	0	0	0	112	177
65-74	98	8	0	0	0	32	92
75-84	34	0	0	0	0	11	32
85+	3	0	0	0	0	0	3
Race							
White	2,149	1,048	32	0	0	648	1,214
Black	187	77	3	0	0	90	103
Native American	205	87	16	0	0	70	96
Hispanic	8	3	0	0	0	3	4
Asian	7	4	1	0	0	1	5
Two or More Races	5	2	0	0	0	2	2
Presenting Problem/Diagnosis							
Alcohol Abuse	72	39	19	0	0	5	41
Developmental Disorder	51	14	0	0	0	37	13
Mood Disorder	1,256	676	1	0	0	359	700
Non Alcohol/Drug Related	30	10	0	0	0	11	21
Other Non-Psychotic	338	182	0	0	0	99	159
Other Psychotic	302	135	0	0	0	99	175
Personality Disorder	6	2	0	0	0	3	5
Schizophrenia	375	90	0	0	0	192	245
Social Conditions	10	3	0	0	0	3	6
Substance Related	121	70	32	0	0	6	59
County of Residence							
Atoka	115	55	0	0	0	34	59
Bryan	3	3	0	0	0	0	1
Cherokee	1	1	0	0	0	0	1
Choctaw	154	73	0	0	0	63	79
Cleveland	1	0	0	0	0	0	1
Coal	37	23	0	0	0	10	17
Creek	8	1	1	0	0	0	7
Haskell	179	92	0	0	0	54	111
Hughes	149	58	42	0	0	30	99
Jefferson	1	0	0	0	0	1	1
Johnston	2	2	0	0	0	0	1
Latimer	128	60	0	0	0	47	64
LeFlore	431	222	0	0	0	125	265
Lincoln	2	1	0	0	0	0	1

Notes: Information in this table is based on data reported to DMHSAS as of 01/01/2002. The same client may be counted in more than one category, e.g., clients can receive services under more than one contract source, in more than one "County of Residence," or may have multiple "Other Indicators." Please see Definition page for other considerations.

Oklahoma Department of Mental Health and Substance Abuse Services

Counts of Admitted Clients Served by Funding Source for Each Agency During FY2001

CARL ALBERT CMHC

	Funding Source						
	Total	Mental Health	Substance Abuse	Domestic Violence	Residential Care	Medicaid	Other
Mayes	1	1	0	0	0	0	0
McCurtain	346	138	0	0	0	170	192
McIntosh	49	18	0	0	0	16	27
Muskogee	10	4	0	0	0	0	6
Okfuskee	3	1	1	0	0	0	2
Oklahoma	3	2	0	0	0	0	1
Okmulgee	7	2	0	0	0	0	5
Pittsburgh	785	388	0	0	0	234	409
Pontotoc	7	3	0	0	0	2	2
Pottawatomie	2	1	0	0	0	0	1
Pushmataha	99	57	0	0	0	26	48
Seminole	16	6	8	0	0	1	11
Sequoyah	4	3	0	0	0	0	2
Stephens	2	0	0	0	0	0	2
Texas	1	1	0	0	0	0	0
Tulsa	6	2	0	0	0	0	4
Woods	1	1	0	0	0	0	0
Out of State/Unknown	8	2	0	0	0	1	5
Other Indicators							
Any Alcohol/Drug Problem	570	303	52	0	0	133	314
Custody of DHS	16	2	0	0	0	12	3
Custody of DOC	33	21	16	0	0	4	9
Custody of OJA	2	0	0	0	0	1	1
Deaf and Hearing Impaired	19	5	0	0	0	7	15
Dual Diagnosis	261	125	0	0	0	92	157
Homeless	189	43	0	0	0	74	120
Indigent	2,481	1,204	45	0	0	800	1,364
SED (6-17)	21	3	0	0	0	18	2
SMI (If ever)	1,206	456	6	0	0	514	752

Notes: Information in this table is based on data reported to DMHSAS as of 01/01/2002. The same client may be counted in more than one category, e.g., clients can receive services under more than one contract source, in more than one "County of Residence," or may have multiple "Other Indicators." Please see Definition page for other considerations.

Oklahoma Department of Mental Health and Substance Abuse Services

Counts of Admitted Clients Served by Funding Source for Each Agency During FY2001

CBTI-CREEK COUNTY

	Total	Funding Source					
		Mental Health	Substance Abuse	Domestic Violence	Residential Care	Medicaid	Other
Total							
Unduplicated Count	83	0	83	0	0	0	0
Sex							
Female	22	0	22	0	0	0	0
Male	61	0	61	0	0	0	0
Age							
18-20	8	0	8	0	0	0	0
21-24	16	0	16	0	0	0	0
25-34	24	0	24	0	0	0	0
35-44	22	0	22	0	0	0	0
45-54	11	0	11	0	0	0	0
55-64	1	0	1	0	0	0	0
65-74	1	0	1	0	0	0	0
Race							
White	67	0	67	0	0	0	0
Black	2	0	2	0	0	0	0
Native American	9	0	9	0	0	0	0
Hispanic	3	0	3	0	0	0	0
Two or More Races	2	0	2	0	0	0	0
Presenting Problem/Diagnosis							
Alcohol Abuse	38	0	38	0	0	0	0
Substance Related	45	0	45	0	0	0	0
County of Residence							
Creek	60	0	60	0	0	0	0
Osage	2	0	2	0	0	0	0
Rogers	1	0	1	0	0	0	0
Tulsa	20	0	20	0	0	0	0
Other Indicators							
Any Alcohol/Drug Problem	83	0	83	0	0	0	0
Indigent	67	0	67	0	0	0	0
SMI (If ever)	5	0	5	0	0	0	0

Notes: Information in this table is based on data reported to DMHSAS as of 01/01/2002. The same client may be counted in more than one category, e.g., clients can receive services under more than one contract source, in more than one "County of Residence," or may have multiple "Other Indicators." Please see Definition page for other considerations.

Oklahoma Department of Mental Health and Substance Abuse Services

Counts of Admitted Clients Served by Funding Source for Each Agency During FY2001

CENTER FOR CHILDREN & FAMILIES

	Total	Funding Source					
		Mental Health	Substance Abuse	Domestic Violence	Residential Care	Medicaid	Other
Total							
Unduplicated Count	204	204	0	0	0	0	0
Sex							
Female	123	123	0	0	0	0	0
Male	81	81	0	0	0	0	0
Age							
0-04	12	12	0	0	0	0	0
05-17	38	38	0	0	0	0	0
18-20	4	4	0	0	0	0	0
21-24	12	12	0	0	0	0	0
25-34	55	55	0	0	0	0	0
35-44	60	60	0	0	0	0	0
45-54	17	17	0	0	0	0	0
55-64	4	4	0	0	0	0	0
65-74	2	2	0	0	0	0	0
Race							
White	157	157	0	0	0	0	0
Black	4	4	0	0	0	0	0
Native American	9	9	0	0	0	0	0
Hispanic	7	7	0	0	0	0	0
Asian	1	1	0	0	0	0	0
Two or More Races	26	26	0	0	0	0	0
Presenting Problem/Diagnosis							
Social Conditions	204	204	0	0	0	0	0
County of Residence							
Bryan	2	2	0	0	0	0	0
Canadian	8	8	0	0	0	0	0
Cleveland	141	141	0	0	0	0	0
Custer	2	2	0	0	0	0	0
Grady	4	4	0	0	0	0	0
McClain	5	5	0	0	0	0	0
Murray	2	2	0	0	0	0	0
Oklahoma	38	38	0	0	0	0	0
Pottawatomie	2	2	0	0	0	0	0
Other Indicators							
Custody of DHS	1	1	0	0	0	0	0
Indigent	155	155	0	0	0	0	0
SMI (If ever)	12	12	0	0	0	0	0

Notes: Information in this table is based on data reported to DMHSAS as of 01/01/2002. The same client may be counted in more than one category, e.g., clients can receive services under more than one contract source, in more than one "County of Residence," or may have multiple "Other Indicators." Please see Definition page for other considerations.

Oklahoma Department of Mental Health and Substance Abuse Services

Counts of Admitted Clients Served by Funding Source for Each Agency During FY2001

CENTRAL OKLAHOMA CMHC

	Total	Funding Source					
		Mental Health	Substance Abuse	Domestic Violence	Residential Care	Medicaid	Other
Total							
Unduplicated Count	1,664	952	0	0	0	593	763
Sex							
Female	951	552	0	0	0	328	436
Male	713	400	0	0	0	265	327
Age							
0-04	5	1	0	0	0	4	0
05-17	233	53	0	0	0	139	77
18-20	103	54	0	0	0	16	48
21-24	110	92	0	0	0	23	27
25-34	261	180	0	0	0	70	89
35-44	414	281	0	0	0	131	186
45-54	299	177	0	0	0	107	165
55-64	135	76	0	0	0	58	86
65-74	53	19	0	0	0	24	44
75-84	34	11	0	0	0	15	27
85+	17	8	0	0	0	6	14
Race							
White	1,440	836	0	0	0	488	676
Black	94	40	0	0	0	51	43
Native American	94	54	0	0	0	39	31
Hispanic	19	13	0	0	0	7	4
Asian	16	9	0	0	0	7	9
Two or More Races	1	0	0	0	0	1	0
Presenting Problem/Diagnosis							
Alcohol Abuse	16	12	0	0	0	3	7
Developmental Disorder	161	39	0	0	0	77	73
Mood Disorder	882	572	0	0	0	251	355
Non Alcohol/Drug Related	8	2	0	0	0	6	7
Other Non-Psychotic	158	103	0	0	0	43	56
Other Psychotic	221	121	0	0	0	102	130
Personality Disorder	1	1	0	0	0	0	1
Schizophrenia	181	83	0	0	0	101	119
Social Conditions	11	4	0	0	0	4	5
Substance Related	25	15	0	0	0	6	10
County of Residence							
Carter	2	2	0	0	0	0	0
Cherokee	2	1	0	0	0	1	0
Cleveland	1,290	727	0	0	0	473	608
Coal	1	0	0	0	0	1	0
Comanche	2	1	0	0	0	1	0
Creek	1	0	0	0	0	1	0
Garfield	3	1	0	0	0	2	0
Garvin	6	3	0	0	0	2	3
Grady	4	2	0	0	0	2	2
Grant	1	0	0	0	0	1	1
Kay	2	1	0	0	0	1	0
Lincoln	1	1	0	0	0	0	0
Logan	1	1	0	0	0	0	0
McClain	132	84	0	0	0	48	61

Notes: Information in this table is based on data reported to DMHSAS as of 01/01/2002. The same client may be counted in more than one category, e.g., clients can receive services under more than one contract source, in more than one "County of Residence," or may have multiple "Other Indicators." Please see Definition page for other considerations.

Oklahoma Department of Mental Health and Substance Abuse Services

Counts of Admitted Clients Served by Funding Source for Each Agency During FY2001

CENTRAL OKLAHOMA CMHC

	Total	Funding Source					
		Mental Health	Substance Abuse	Domestic Violence	Residential Care	Medicaid	Other
Oklahoma	184	107	0	0	0	48	83
Pittsburgh	1	0	0	0	0	1	0
Pontotoc	2	1	0	0	0	1	0
Pottawatomie	21	16	0	0	0	6	4
Seminole	1	1	0	0	0	1	0
Tulsa	4	2	0	0	0	2	0
Woods	1	0	0	0	0	1	0
Woodward	1	1	0	0	0	0	0
Out of State/Unknown	1	0	0	0	0	0	1
Other Indicators							
Any Alcohol/Drug Problem	423	263	0	0	0	119	185
Custody of DHS	16	2	0	0	0	14	2
Custody of DOC	4	3	0	0	0	0	1
Custody of OJA	35	1	0	0	0	31	4
Deaf and Hearing Impaired	13	7	0	0	0	4	8
Dual Diagnosis	208	123	0	0	0	77	100
Homeless	18	15	0	0	0	2	5
Indigent	1,601	944	0	0	0	587	707
SED (6-17)	67	15	0	0	0	43	19
SMI (If ever)	1,020	618	0	0	0	379	525

Notes: Information in this table is based on data reported to DMHSAS as of 01/01/2002. The same client may be counted in more than one category, e.g., clients can receive services under more than one contract source, in more than one "County of Residence," or may have multiple "Other Indicators." Please see Definition page for other considerations.

Oklahoma Department of Mental Health and Substance Abuse Services

Counts of Admitted Clients Served by Funding Source for Each Agency During FY2001

CHISHOLM TRAIL COUNSELING SVC

	Total	Funding Source					
		Mental Health	Substance Abuse	Domestic Violence	Residential Care	Medicaid	Other
Total							
Unduplicated Count	1,689	1,398	0	0	0	378	113
Sex							
Female	1,027	818	0	0	0	275	55
Male	662	580	0	0	0	103	58
Age							
0-04	16	16	0	0	0	0	2
05-17	226	225	0	0	0	0	31
18-20	72	71	0	0	0	1	5
21-24	140	126	0	0	0	22	2
25-34	391	330	0	0	0	84	20
35-44	381	316	0	0	0	75	12
45-54	254	201	0	0	0	77	23
55-64	118	73	0	0	0	61	10
65-74	41	17	0	0	0	27	3
75-84	27	12	0	0	0	17	3
85+	23	11	0	0	0	14	2
Race							
White	1,455	1,207	0	0	0	325	100
Black	80	58	0	0	0	26	2
Native American	67	55	0	0	0	15	3
Hispanic	19	19	0	0	0	1	1
Asian	3	3	0	0	0	0	1
Two or More Races	65	56	0	0	0	11	6
Presenting Problem/Diagnosis							
Alcohol Abuse	31	25	0	0	0	6	0
Developmental Disorder	91	85	0	0	0	6	11
Mood Disorder	743	595	0	0	0	189	43
Non Alcohol/Drug Related	10	6	0	0	0	5	1
Other Non-Psychotic	447	395	0	0	0	67	28
Other Psychotic	81	59	0	0	0	32	6
Personality Disorder	6	6	0	0	0	1	0
Schizophrenia	107	65	0	0	0	61	19
Social Conditions	133	131	0	0	0	2	5
Substance Related	40	31	0	0	0	9	0
County of Residence							
Blaine	6	6	0	0	0	0	0
Caddo	23	15	0	0	0	9	0
Canadian	715	647	0	0	0	98	49
Carter	1	0	0	0	0	1	0
Cleveland	112	91	0	0	0	22	7
Comanche	1	1	0	0	0	0	0
Garfield	1	0	0	0	0	1	0
Garvin	5	4	0	0	0	1	1
Grady	727	557	0	0	0	221	43
Kingfisher	9	9	0	0	0	0	1
Logan	1	1	0	0	0	0	0
McClain	16	9	0	0	0	8	3
Oklahoma	52	50	0	0	0	4	3
Pottawatomie	1	1	0	0	0	0	0

Notes: Information in this table is based on data reported to DMHSAS as of 01/01/2002. The same client may be counted in more than one category, e.g., clients can receive services under more than one contract source, in more than one "County of Residence," or may have multiple "Other Indicators." Please see Definition page for other considerations.

Oklahoma Department of Mental Health and Substance Abuse Services

Counts of Admitted Clients Served by Funding Source for Each Agency During FY2001

CHISHOLM TRAIL COUNSELING SVC

	Funding Source						
	Total	Mental Health	Substance Abuse	Domestic Violence	Residential Care	Medicaid	Other
Stephens	17	5	0	0	0	13	6
Tulsa	1	1	0	0	0	0	0
Woodward	1	1	0	0	0	0	0
Other Indicators							
Any Alcohol/Drug Problem	255	211	0	0	0	49	12
Custody of DHS	6	6	0	0	0	0	1
Custody of DOC	18	17	0	0	0	1	1
Custody of OJA	1	1	0	0	0	0	0
Deaf and Hearing Impaired	4	4	0	0	0	0	0
Dual Diagnosis	54	47	0	0	0	9	5
Homeless	18	16	0	0	0	2	1
Indigent	1,684	1,395	0	0	0	377	112
SED (6-17)	73	73	0	0	0	0	13
SMI (If ever)	956	733	0	0	0	298	64

Notes: Information in this table is based on data reported to DMHSAS as of 01/01/2002. The same client may be counted in more than one category, e.g., clients can receive services under more than one contract source, in more than one "County of Residence," or may have multiple "Other Indicators." Please see Definition page for other considerations.

Oklahoma Department of Mental Health and Substance Abuse Services

Counts of Admitted Clients Served by Funding Source for Each Agency During FY2001

CITIZEN POTOWATOMI NATION

		Funding Source						
		Total	Mental Health	Substance Abuse	Domestic Violence	Residential Care	Medicaid	Other
Total	Unduplicated Count	56	0	56	0	0	0	0
Sex	Female	14	0	14	0	0	0	0
	Male	42	0	42	0	0	0	0
Age	05-17	54	0	54	0	0	0	0
	18-20	2	0	2	0	0	0	0
Race	White	24	0	24	0	0	0	0
	Native American	28	0	28	0	0	0	0
	Hispanic	1	0	1	0	0	0	0
	Two or More Races	3	0	3	0	0	0	0
Presenting Problem/Diagnosis	Alcohol Abuse	4	0	4	0	0	0	0
	Social Conditions	1	0	1	0	0	0	0
	Substance Related	51	0	51	0	0	0	0
County of Residence	Cleveland	1	0	1	0	0	0	0
	Lincoln	3	0	3	0	0	0	0
	Okfuskee	1	0	1	0	0	0	0
	Pottawatomie	46	0	46	0	0	0	0
	Seminole	5	0	5	0	0	0	0
Other Indicators	Any Alcohol/Drug Problem	55	0	55	0	0	0	0
	Custody of DHS	1	0	1	0	0	0	0
	Custody of DOC	1	0	1	0	0	0	0
	Indigent	47	0	47	0	0	0	0

Notes: Information in this table is based on data reported to DMHSAS as of 01/01/2002. The same client may be counted in more than one category, e.g., clients can receive services under more than one contract source, in more than one "County of Residence," or may have multiple "Other Indicators." Please see Definition page for other considerations.

Oklahoma Department of Mental Health and Substance Abuse Services

Counts of Admitted Clients Served by Funding Source for Each Agency During FY2001

CLETA'S COTTAGE

	Total	Funding Source					
		Mental Health	Substance Abuse	Domestic Violence	Residential Care	Medicaid	Other
Total							
Unduplicated Count	29	0	0	0	29	0	0
Sex							
Female	13	0	0	0	13	0	0
Male	16	0	0	0	16	0	0
Age							
21-24	1	0	0	0	1	0	0
25-34	2	0	0	0	2	0	0
35-44	3	0	0	0	3	0	0
45-54	12	0	0	0	12	0	0
55-64	5	0	0	0	5	0	0
65-74	3	0	0	0	3	0	0
75-84	3	0	0	0	3	0	0
Race							
White	28	0	0	0	28	0	0
Two or More Races	1	0	0	0	1	0	0
Presenting Problem/Diagnosis							
Developmental Disorder	4	0	0	0	4	0	0
Mood Disorder	4	0	0	0	4	0	0
Other Psychotic	18	0	0	0	18	0	0
Substance Related	2	0	0	0	2	0	0
Deferred/No Diagnosis	1	0	0	0	1	0	0
County of Residence							
Choctaw	1	0	0	0	1	0	0
Cleveland	23	0	0	0	23	0	0
Creek	5	0	0	0	5	0	0
Other Indicators							
Any Alcohol/Drug Problem	2	0	0	0	2	0	0
Indigent	29	0	0	0	29	0	0
SMI (If ever)	28	0	0	0	28	0	0

Notes: Information in this table is based on data reported to DMHSAS as of 01/01/2002. The same client may be counted in more than one category, e.g., clients can receive services under more than one contract source, in more than one "County of Residence," or may have multiple "Other Indicators." Please see Definition page for other considerations.

Oklahoma Department of Mental Health and Substance Abuse Services

Counts of Admitted Clients Served by Funding Source for Each Agency During FY2001

COMMUNITY ALCOHOLISM SERVICES

	Total	Funding Source					
		Mental Health	Substance Abuse	Domestic Violence	Residential Care	Medicaid	Other
Total							
Unduplicated Count	169	0	169	0	0	0	0
Sex							
Female	39	0	39	0	0	0	0
Male	130	0	130	0	0	0	0
Age							
18-20	12	0	12	0	0	0	0
21-24	19	0	19	0	0	0	0
25-34	43	0	43	0	0	0	0
35-44	58	0	58	0	0	0	0
45-54	26	0	26	0	0	0	0
55-64	8	0	8	0	0	0	0
65-74	3	0	3	0	0	0	0
Race							
White	124	0	124	0	0	0	0
Black	5	0	5	0	0	0	0
Native American	29	0	29	0	0	0	0
Two or More Races	11	0	11	0	0	0	0
Presenting Problem/Diagnosis							
Alcohol Abuse	112	0	112	0	0	0	0
Substance Related	56	0	56	0	0	0	0
Deferred/No Diagnosis	1	0	1	0	0	0	0
County of Residence							
Alfalfa	1	0	1	0	0	0	0
Creek	99	0	99	0	0	0	0
Noble	38	0	38	0	0	0	0
Pawnee	31	0	31	0	0	0	0
Other Indicators							
Any Alcohol/Drug Problem	168	0	168	0	0	0	0
Custody of DOC	29	0	29	0	0	0	0
Homeless	3	0	3	0	0	0	0
Indigent	164	0	164	0	0	0	0
SMI (If ever)	22	0	22	0	0	0	0

Notes: Information in this table is based on data reported to DMHSAS as of 01/01/2002. The same client may be counted in more than one category, e.g., clients can receive services under more than one contract source, in more than one "County of Residence," or may have multiple "Other Indicators." Please see Definition page for other considerations.

Oklahoma Department of Mental Health and Substance Abuse Services

Counts of Admitted Clients Served by Funding Source for Each Agency During FY2001

COMMUNITY COUNSELING CENTER

	Total	Funding Source					
		Mental Health	Substance Abuse	Domestic Violence	Residential Care	Medicaid	Other
Total							
Unduplicated Count	1,372	896	34	0	24	554	0
Sex							
Female	765	461	14	0	9	353	0
Male	607	435	20	0	15	201	0
Age							
0-04	5	5	0	0	0	0	0
05-17	77	68	0	0	0	25	0
18-20	26	24	0	0	1	2	0
21-24	52	47	0	0	0	8	0
25-34	191	158	1	0	3	42	0
35-44	368	267	1	0	4	129	0
45-54	284	183	3	0	9	115	0
55-64	169	84	11	0	3	89	0
65-74	108	36	14	0	3	71	0
75-84	68	19	4	0	1	51	0
85+	24	5	0	0	0	22	0
Race							
White	1,056	678	26	0	14	431	0
Black	160	101	4	0	8	74	0
Native American	50	36	0	0	1	19	0
Hispanic	43	40	3	0	0	7	0
Asian	13	8	0	0	0	5	0
Two or More Races	50	33	1	0	1	18	0
Presenting Problem/Diagnosis							
Alcohol Abuse	25	11	8	0	0	11	0
Developmental Disorder	52	42	0	0	0	15	0
Mood Disorder	697	488	13	0	4	234	0
Non Alcohol/Drug Related	9	7	0	0	0	3	0
Other Non-Psychotic	150	99	4	0	1	65	0
Other Psychotic	186	116	3	0	5	84	0
Personality Disorder	4	3	0	0	0	1	0
Schizophrenia	234	118	3	0	14	140	0
Social Conditions	7	6	0	0	0	1	0
Substance Related	8	6	3	0	0	0	0
County of Residence							
Beckham	1	1	0	0	0	0	0
Cleveland	43	3	0	0	0	41	0
Dewey	2	2	0	0	0	0	0
Kiowa	1	1	0	0	0	0	0
Murray	1	1	0	0	0	1	0
Muskogee	1	1	0	0	0	1	0
Oklahoma	1,320	885	34	0	24	510	0
Pottawatomie	1	1	0	0	0	0	0
Seminole	1	1	0	0	0	0	0
Washita	1	0	0	0	0	1	0
Other Indicators							
Any Alcohol/Drug Problem	346	258	24	0	7	92	0
Custody of DHS	8	7	0	0	0	2	0
Custody of DOC	15	10	0	0	0	6	0

Notes: Information in this table is based on data reported to DMHSAS as of 01/01/2002. The same client may be counted in more than one category, e.g., clients can receive services under more than one contract source, in more than one "County of Residence," or may have multiple "Other Indicators." Please see Definition page for other considerations.

Oklahoma Department of Mental Health and Substance Abuse Services

Counts of Admitted Clients Served by Funding Source for Each Agency During FY2001

COMMUNITY COUNSELING CENTER

	Funding Source						
	Total	Mental Health	Substance Abuse	Domestic Violence	Residential Care	Medicaid	Other
Deaf and Hearing Impaired	16	7	1	0	0	10	0
Dual Diagnosis	173	133	14	0	3	43	0
Homeless	167	163	0	0	0	9	0
Indigent	1,355	883	33	0	24	549	0
SED (6-17)	22	17	0	0	0	6	0
SMI (If ever)	1,010	640	18	0	24	431	0

Notes: Information in this table is based on data reported to DMHSAS as of 01/01/2002. The same client may be counted in more than one category, e.g., clients can receive services under more than one contract source, in more than one "County of Residence," or may have multiple "Other Indicators." Please see Definition page for other considerations.

Oklahoma Department of Mental Health and Substance Abuse Services

Counts of Admitted Clients Served by Funding Source for Each Agency During FY2001

COMMUNITY CRISIS CTR, INC.

	Total	Funding Source					
		Mental Health	Substance Abuse	Domestic Violence	Residential Care	Medicaid	Other
Total							
Unduplicated Count	313	0	0	313	0	0	0
Sex							
Female	241	0	0	241	0	0	0
Male	72	0	0	72	0	0	0
Age							
0-04	54	0	0	54	0	0	0
05-17	88	0	0	88	0	0	0
18-20	18	0	0	18	0	0	0
21-24	17	0	0	17	0	0	0
25-34	64	0	0	64	0	0	0
35-44	49	0	0	49	0	0	0
45-54	18	0	0	18	0	0	0
55-64	4	0	0	4	0	0	0
75-84	1	0	0	1	0	0	0
Race							
White	187	0	0	187	0	0	0
Native American	61	0	0	61	0	0	0
Hispanic	8	0	0	8	0	0	0
Two or More Races	57	0	0	57	0	0	0
Presenting Problem/Diagnosis							
Developmental Disorder	1	0	0	1	0	0	0
Social Conditions	311	0	0	311	0	0	0
Deferred/No Diagnosis	1	0	0	1	0	0	0
County of Residence							
Cherokee	4	0	0	4	0	0	0
Coal	1	0	0	1	0	0	0
Craig	39	0	0	39	0	0	0
Delaware	53	0	0	53	0	0	0
Dewey	8	0	0	8	0	0	0
Garfield	4	0	0	4	0	0	0
Logan	1	0	0	1	0	0	0
Mayes	2	0	0	2	0	0	0
Murray	1	0	0	1	0	0	0
Oklahoma	1	0	0	1	0	0	0
Ottawa	161	0	0	161	0	0	0
Rogers	2	0	0	2	0	0	0
Stephens	1	0	0	1	0	0	0
Tulsa	10	0	0	10	0	0	0
Washington	1	0	0	1	0	0	0
Out of State/Unknown	24	0	0	24	0	0	0
Other Indicators							
Custody of DOC	3	0	0	3	0	0	0
Deaf and Hearing Impaired	1	0	0	1	0	0	0
Homeless	226	0	0	226	0	0	0
Indigent	302	0	0	302	0	0	0
SMI (If ever)	32	0	0	32	0	0	0

Notes: Information in this table is based on data reported to DMHSAS as of 01/01/2002. The same client may be counted in more than one category, e.g., clients can receive services under more than one contract source, in more than one "County of Residence," or may have multiple "Other Indicators." Please see Definition page for other considerations.

Oklahoma Department of Mental Health and Substance Abuse Services

Counts of Admitted Clients Served by Funding Source for Each Agency During FY2001

COPP'S RESIDENTIAL CARE, INC.

		Funding Source						
		Total	Mental Health	Substance Abuse	Domestic Violence	Residential Care	Medicaid Other	
Total	Unduplicated Count	45	0	0	0	45	0	0
Sex	Female	18	0	0	0	18	0	0
	Male	27	0	0	0	27	0	0
Age	21-24	1	0	0	0	1	0	0
	25-34	5	0	0	0	5	0	0
	35-44	10	0	0	0	10	0	0
	45-54	13	0	0	0	13	0	0
	55-64	7	0	0	0	7	0	0
	65-74	6	0	0	0	6	0	0
	75-84	3	0	0	0	3	0	0
Race	White	39	0	0	0	39	0	0
	Black	5	0	0	0	5	0	0
	Native American	1	0	0	0	1	0	0
Presenting Problem/Diagnosis	Developmental Disorder	25	0	0	0	25	0	0
	Mood Disorder	4	0	0	0	4	0	0
	Other Psychotic	7	0	0	0	7	0	0
	Social Conditions	9	0	0	0	9	0	0
County of Residence	Rogers	45	0	0	0	45	0	0
Other Indicators	Any Alcohol/Drug Problem	3	0	0	0	3	0	0
	Homeless	1	0	0	0	1	0	0
	Indigent	42	0	0	0	42	0	0
	SMI (If ever)	45	0	0	0	45	0	0

Notes: Information in this table is based on data reported to DMHSAS as of 01/01/2002. The same client may be counted in more than one category, e.g., clients can receive services under more than one contract source, in more than one "County of Residence," or may have multiple "Other Indicators." Please see Definition page for other considerations.

Oklahoma Department of Mental Health and Substance Abuse Services

Counts of Admitted Clients Served by Funding Source for Each Agency During FY2001

COUNTRY LANE RESID. CARE HOME

	Total	Funding Source					
		Mental Health	Substance Abuse	Domestic Violence	Residential Care	Medicaid	Other
Total							
Unduplicated Count	83	0	0	0	83	0	0
Sex							
Female	25	0	0	0	25	0	0
Male	58	0	0	0	58	0	0
Age							
18-20	1	0	0	0	1	0	0
21-24	3	0	0	0	3	0	0
25-34	17	0	0	0	17	0	0
35-44	30	0	0	0	30	0	0
45-54	22	0	0	0	22	0	0
55-64	8	0	0	0	8	0	0
75-84	2	0	0	0	2	0	0
Race							
White	62	0	0	0	62	0	0
Black	15	0	0	0	15	0	0
Native American	5	0	0	0	5	0	0
Two or More Races	1	0	0	0	1	0	0
Presenting Problem/Diagnosis							
Alcohol Abuse	16	0	0	0	16	0	0
Developmental Disorder	4	0	0	0	4	0	0
Mood Disorder	19	0	0	0	19	0	0
Other Psychotic	23	0	0	0	23	0	0
Social Conditions	12	0	0	0	12	0	0
Substance Related	4	0	0	0	4	0	0
Unknown/Other	1	0	0	0	1	0	0
Deferred/No Diagnosis	4	0	0	0	4	0	0
County of Residence							
Adair	1	0	0	0	1	0	0
Cleveland	1	0	0	0	1	0	0
Coal	1	0	0	0	1	0	0
Craig	39	0	0	0	39	0	0
Creek	1	0	0	0	1	0	0
Delaware	2	0	0	0	2	0	0
Mayes	1	0	0	0	1	0	0
McCurtain	4	0	0	0	4	0	0
Okfuskee	2	0	0	0	2	0	0
Oklahoma	2	0	0	0	2	0	0
Ottawa	2	0	0	0	2	0	0
Pittsburgh	6	0	0	0	6	0	0
Rogers	5	0	0	0	5	0	0
Sequoyah	1	0	0	0	1	0	0
Tulsa	4	0	0	0	4	0	0
Wagoner	10	0	0	0	10	0	0
Out of State/Unknown	1	0	0	0	1	0	0
Other Indicators							
Any Alcohol/Drug Problem	24	0	0	0	24	0	0
Deaf and Hearing Impaired	1	0	0	0	1	0	0
Homeless	15	0	0	0	15	0	0
Indigent	80	0	0	0	80	0	0

Notes: Information in this table is based on data reported to DMHSAS as of 01/01/2002. The same client may be counted in more than one category, e.g., clients can receive services under more than one contract source, in more than one "County of Residence," or may have multiple "Other Indicators." Please see Definition page for other considerations.

Oklahoma Department of Mental Health and Substance Abuse Services

Counts of Admitted Clients Served by Funding Source for Each Agency During FY2001

COUNTRY LANE RESID. CARE HOME

	Funding Source					
	Total	Mental Health	Substance Abuse	Domestic Violence	Residential Care	Medicaid Other
SMI (If ever)	83	0	0	0	83	0 0

Oklahoma Department of Mental Health and Substance Abuse Services

Counts of Admitted Clients Served by Funding Source for Each Agency During FY2001

CROOKS MENTAL HEALTH SERVICES

	Total	Funding Source					
		Mental Health	Substance Abuse	Domestic Violence	Residential Care	Medicaid	Other
Total							
Unduplicated Count	969	848	0	0	0	339	3
Sex							
Female	486	421	0	0	0	178	1
Male	483	427	0	0	0	161	2
Age							
05-17	73	68	0	0	0	7	2
18-20	48	41	0	0	0	13	1
21-24	88	87	0	0	0	19	0
25-34	211	187	0	0	0	70	0
35-44	264	230	0	0	0	105	0
45-54	179	150	0	0	0	69	0
55-64	83	68	0	0	0	42	0
65-74	21	15	0	0	0	13	0
75-84	2	2	0	0	0	1	0
Race							
White	784	683	0	0	0	270	2
Black	90	76	0	0	0	43	0
Native American	45	42	0	0	0	16	1
Hispanic	9	8	0	0	0	2	0
Asian	2	1	0	0	0	1	0
Two or More Races	39	38	0	0	0	7	0
Presenting Problem/Diagnosis							
Alcohol Abuse	3	3	0	0	0	0	0
Developmental Disorder	61	55	0	0	0	7	1
Mood Disorder	477	434	0	0	0	123	1
Non Alcohol/Drug Related	16	14	0	0	0	7	0
Other Non-Psychotic	119	103	0	0	0	34	1
Other Psychotic	105	90	0	0	0	54	0
Personality Disorder	7	5	0	0	0	2	0
Schizophrenia	172	137	0	0	0	110	0
Substance Related	9	7	0	0	0	2	0
County of Residence							
Creek	328	299	0	0	0	68	1
Hughes	8	7	0	0	0	4	0
Lincoln	47	35	0	0	0	40	0
McIntosh	2	2	0	0	0	1	0
Muskogee	1	1	0	0	0	0	0
Noble	1	1	0	0	0	0	0
Nowata	1	1	0	0	0	0	0
Okfuskee	187	151	0	0	0	100	0
Oklahoma	1	1	0	0	0	0	0
Okmulgee	378	337	0	0	0	124	2
Pawnee	1	1	0	0	0	0	0
Pittsburgh	1	1	0	0	0	0	0
Seminole	4	2	0	0	0	2	0
Tulsa	8	8	0	0	0	0	0
Out of State/Unknown	1	1	0	0	0	0	0
Other Indicators							
Any Alcohol/Drug Problem	142	128	0	0	0	36	0

Notes: Information in this table is based on data reported to DMHSAS as of 01/01/2002. The same client may be counted in more than one category, e.g., clients can receive services under more than one contract source, in more than one "County of Residence," or may have multiple "Other Indicators." Please see Definition page for other considerations.

Oklahoma Department of Mental Health and Substance Abuse Services

Counts of Admitted Clients Served by Funding Source for Each Agency During FY2001

CROOKS MENTAL HEALTH SERVICES

	Funding Source					
	Total	Mental Health	Substance Abuse	Domestic Violence	Residential Care	Medicaid Other
Custody of DHS	1	0	0	0	0	1
Custody of DOC	20	18	0	0	0	5
Deaf and Hearing Impaired	6	4	0	0	0	5
Dual Diagnosis	59	52	0	0	0	21
Homeless	21	20	0	0	0	4
Indigent	961	841	0	0	0	335
SED (6-17)	40	38	0	0	0	4
SMI (If ever)	793	681	0	0	0	314

Notes: Information in this table is based on data reported to DMHSAS as of 01/01/2002. The same client may be counted in more than one category, e.g., clients can receive services under more than one contract source, in more than one "County of Residence," or may have multiple "Other Indicators." Please see Definition page for other considerations.

Oklahoma Department of Mental Health and Substance Abuse Services

Counts of Admitted Clients Served by Funding Source for Each Agency During FY2001

CRISIS CONTROL CENTER

	Total	Funding Source					
		Mental Health	Substance Abuse	Domestic Violence	Residential Care	Medicaid	Other
Total							
Unduplicated Count	265	0	0	265	0	0	0
Sex							
Female	212	0	0	212	0	0	0
Male	53	0	0	53	0	0	0
Age							
0-04	53	0	0	53	0	0	0
05-17	68	0	0	68	0	0	0
18-20	15	0	0	15	0	0	0
21-24	30	0	0	30	0	0	0
25-34	46	0	0	46	0	0	0
35-44	24	0	0	24	0	0	0
45-54	24	0	0	24	0	0	0
55-64	3	0	0	3	0	0	0
65-74	2	0	0	2	0	0	0
Race							
White	198	0	0	198	0	0	0
Black	4	0	0	4	0	0	0
Native American	51	0	0	51	0	0	0
Hispanic	3	0	0	3	0	0	0
Asian	2	0	0	2	0	0	0
Two or More Races	7	0	0	7	0	0	0
Presenting Problem/Diagnosis							
Social Conditions	265	0	0	265	0	0	0
County of Residence							
Alfalfa	1	0	0	1	0	0	0
Atoka	3	0	0	3	0	0	0
Bryan	187	0	0	187	0	0	0
Carter	6	0	0	6	0	0	0
Choctaw	6	0	0	6	0	0	0
Cleveland	1	0	0	1	0	0	0
Ellis	1	0	0	1	0	0	0
Jefferson	1	0	0	1	0	0	0
Johnston	4	0	0	4	0	0	0
Marshall	15	0	0	15	0	0	0
McCurtain	3	0	0	3	0	0	0
Oklahoma	4	0	0	4	0	0	0
Pittsburgh	7	0	0	7	0	0	0
Pontotoc	3	0	0	3	0	0	0
Seminole	3	0	0	3	0	0	0
Tulsa	1	0	0	1	0	0	0
Wagoner	2	0	0	2	0	0	0
Out of State/Unknown	17	0	0	17	0	0	0
Other Indicators							
Custody of DOC	2	0	0	2	0	0	0
Homeless	38	0	0	38	0	0	0
Indigent	255	0	0	255	0	0	0
SMI (If ever)	22	0	0	22	0	0	0

Notes: Information in this table is based on data reported to DMHSAS as of 01/01/2002. The same client may be counted in more than one category, e.g., clients can receive services under more than one contract source, in more than one "County of Residence," or may have multiple "Other Indicators." Please see Definition page for other considerations.

Oklahoma Department of Mental Health and Substance Abuse Services

Counts of Admitted Clients Served by Funding Source for Each Agency During FY2001

CROSSROADS INCORPORATED

	Total	Funding Source					
		Mental Health	Substance Abuse	Domestic Violence	Residential Care	Medicaid	Other
Total							
Unduplicated Count	132	132	0	0	0	0	0
Sex							
Female	62	62	0	0	0	0	0
Male	70	70	0	0	0	0	0
Age							
18-20	2	2	0	0	0	0	0
21-24	8	8	0	0	0	0	0
25-34	29	29	0	0	0	0	0
35-44	50	50	0	0	0	0	0
45-54	30	30	0	0	0	0	0
55-64	10	10	0	0	0	0	0
65-74	3	3	0	0	0	0	0
Race							
White	103	103	0	0	0	0	0
Black	18	18	0	0	0	0	0
Native American	5	5	0	0	0	0	0
Hispanic	2	2	0	0	0	0	0
Two or More Races	4	4	0	0	0	0	0
Presenting Problem/Diagnosis							
Mood Disorder	52	52	0	0	0	0	0
Other Psychotic	74	74	0	0	0	0	0
Deferred/No Diagnosis	6	6	0	0	0	0	0
County of Residence							
Oklahoma	1	1	0	0	0	0	0
Tulsa	129	129	0	0	0	0	0
Washington	2	2	0	0	0	0	0
Other Indicators							
Any Alcohol/Drug Problem	2	2	0	0	0	0	0
Homeless	2	2	0	0	0	0	0
Indigent	117	117	0	0	0	0	0
SMI (If ever)	132	132	0	0	0	0	0

Notes: Information in this table is based on data reported to DMHSAS as of 01/01/2002. The same client may be counted in more than one category, e.g., clients can receive services under more than one contract source, in more than one "County of Residence," or may have multiple "Other Indicators." Please see Definition page for other considerations.

Oklahoma Department of Mental Health and Substance Abuse Services

Counts of Admitted Clients Served by Funding Source for Each Agency During FY2001

D.V. PROG. OF N. CENTRAL OK.

	Total	Funding Source					
		Mental Health	Substance Abuse	Domestic Violence	Residential Care	Medicaid	Other
Total							
Unduplicated Count	307	0	0	307	0	0	0
Sex							
Female	249	0	0	249	0	0	0
Male	58	0	0	58	0	0	0
Age							
0-04	37	0	0	37	0	0	0
05-17	66	0	0	66	0	0	0
18-20	14	0	0	14	0	0	0
21-24	26	0	0	26	0	0	0
25-34	76	0	0	76	0	0	0
35-44	56	0	0	56	0	0	0
45-54	19	0	0	19	0	0	0
55-64	9	0	0	9	0	0	0
65-74	4	0	0	4	0	0	0
Race							
White	215	0	0	215	0	0	0
Black	15	0	0	15	0	0	0
Native American	44	0	0	44	0	0	0
Hispanic	16	0	0	16	0	0	0
Two or More Races	17	0	0	17	0	0	0
Presenting Problem/Diagnosis							
Social Conditions	306	0	0	306	0	0	0
Substance Related	1	0	0	1	0	0	0
County of Residence							
Adair	1	0	0	1	0	0	0
Garfield	6	0	0	6	0	0	0
Kay	263	0	0	263	0	0	0
Logan	1	0	0	1	0	0	0
Noble	1	0	0	1	0	0	0
Oklahoma	14	0	0	14	0	0	0
Osage	6	0	0	6	0	0	0
Pawnee	1	0	0	1	0	0	0
Payne	6	0	0	6	0	0	0
Tulsa	1	0	0	1	0	0	0
Out of State/Unknown	7	0	0	7	0	0	0
Other Indicators							
Any Alcohol/Drug Problem	1	0	0	1	0	0	0
Custody of DHS	3	0	0	3	0	0	0
Custody of DOC	2	0	0	2	0	0	0
Homeless	19	0	0	19	0	0	0
Indigent	223	0	0	223	0	0	0
SMI (If ever)	33	0	0	33	0	0	0

Notes: Information in this table is based on data reported to DMHSAS as of 01/01/2002. The same client may be counted in more than one category, e.g., clients can receive services under more than one contract source, in more than one "County of Residence," or may have multiple "Other Indicators." Please see Definition page for other considerations.

Oklahoma Department of Mental Health and Substance Abuse Services

Counts of Admitted Clients Served by Funding Source for Each Agency During FY2001

DIVORCE VISITATION ARBITRATION

	Total	Funding Source					
		Mental Health	Substance Abuse	Domestic Violence	Residential Care	Medicaid	Other
Total							
Unduplicated Count	87	87	0	0	0	0	0
Sex							
Female	50	50	0	0	0	0	0
Male	37	37	0	0	0	0	0
Age							
0-04	3	3	0	0	0	0	0
05-17	12	12	0	0	0	0	0
18-20	1	1	0	0	0	0	0
21-24	13	13	0	0	0	0	0
25-34	22	22	0	0	0	0	0
35-44	26	26	0	0	0	0	0
45-54	5	5	0	0	0	0	0
55-64	3	3	0	0	0	0	0
65-74	2	2	0	0	0	0	0
Race							
White	81	81	0	0	0	0	0
Black	2	2	0	0	0	0	0
Native American	2	2	0	0	0	0	0
Hispanic	1	1	0	0	0	0	0
Two or More Races	1	1	0	0	0	0	0
Presenting Problem/Diagnosis							
Social Conditions	86	86	0	0	0	0	0
Substance Related	1	1	0	0	0	0	0
County of Residence							
Creek	3	3	0	0	0	0	0
Harper	1	1	0	0	0	0	0
Lincoln	4	4	0	0	0	0	0
Logan	2	2	0	0	0	0	0
McClain	1	1	0	0	0	0	0
Noble	1	1	0	0	0	0	0
Oklahoma	2	2	0	0	0	0	0
Payne	72	72	0	0	0	0	0
Tulsa	1	1	0	0	0	0	0
Other Indicators							
Any Alcohol/Drug Problem	3	3	0	0	0	0	0
Custody of DOC	1	1	0	0	0	0	0
Indigent	41	41	0	0	0	0	0
SMI (If ever)	4	4	0	0	0	0	0

Notes: Information in this table is based on data reported to DMHSAS as of 01/01/2002. The same client may be counted in more than one category, e.g., clients can receive services under more than one contract source, in more than one "County of Residence," or may have multiple "Other Indicators." Please see Definition page for other considerations.

Oklahoma Department of Mental Health and Substance Abuse Services

Counts of Admitted Clients Served by Funding Source for Each Agency During FY2001

DOMESTIC VIOLENCE INTERVENTION SERVICES

	Total	Funding Source					
		Mental Health	Substance Abuse	Domestic Violence	Residential Care	Medicaid	Other
Total							
Unduplicated Count	1,104	0	135	898	0	0	84
Sex							
Female	758	0	0	755	0	0	11
Male	346	0	135	143	0	0	73
Age							
0-04	125	0	0	125	0	0	0
05-17	180	0	0	180	0	0	0
18-20	49	0	8	39	0	0	2
21-24	89	0	11	70	0	0	12
25-34	320	0	58	238	0	0	25
35-44	242	0	40	176	0	0	29
45-54	77	0	13	56	0	0	12
55-64	19	0	5	12	0	0	3
65-74	2	0	0	1	0	0	1
75-84	1	0	0	1	0	0	0
Race							
White	630	0	79	511	0	0	48
Black	278	0	32	230	0	0	17
Native American	98	0	14	79	0	0	9
Hispanic	56	0	4	49	0	0	3
Asian	3	0	0	2	0	0	1
Two or More Races	39	0	6	27	0	0	6
Presenting Problem/Diagnosis							
Alcohol Abuse	45	0	43	3	0	0	0
Social Conditions	1,037	0	71	894	0	0	83
Substance Related	22	0	21	1	0	0	1
County of Residence							
Carter	3	0	0	3	0	0	0
Cherokee	2	0	1	1	0	0	0
Cleveland	2	0	0	2	0	0	0
Craig	1	0	1	0	0	0	0
Creek	77	0	7	66	0	0	8
Hughes	1	0	0	1	0	0	0
Logan	1	0	0	1	0	0	0
Mayes	6	0	1	5	0	0	1
McIntosh	1	0	0	1	0	0	0
Muskogee	8	0	0	7	0	0	1
Oklahoma	12	0	0	12	0	0	0
Okmulgee	10	0	0	10	0	0	1
Osage	13	0	1	11	0	0	1
Ottawa	1	0	0	1	0	0	0
Payne	2	0	0	2	0	0	0
Rogers	6	0	2	3	0	0	1
Stephens	1	0	1	0	0	0	0
Tulsa	904	0	118	727	0	0	66
Wagoner	24	0	3	16	0	0	5
Washington	2	0	0	2	0	0	0
Out of State/Unknown	27	0	0	27	0	0	0

Other Indicators

Notes: Information in this table is based on data reported to DMHSAS as of 01/01/2002. The same client may be counted in more than one category, e.g., clients can receive services under more than one contract source, in more than one "County of Residence," or may have multiple "Other Indicators." Please see Definition page for other considerations.

Oklahoma Department of Mental Health and Substance Abuse Services

Counts of Admitted Clients Served by Funding Source for Each Agency During FY2001

DOMESTIC VIOLENCE INTERVENTION SERVICES

	Total	Funding Source					
		Mental Health	Substance Abuse	Domestic Violence	Residential Care	Medicaid	Other
Any Alcohol/Drug Problem	161	0	102	58	0	0	4
Custody of DOC	2	0	0	2	0	0	0
Deaf and Hearing Impaired	1	0	0	1	0	0	0
Homeless	257	0	2	254	0	0	1
Indigent	1,006	0	121	844	0	0	51
SMI (If ever)	146	0	17	126	0	0	3

Notes: Information in this table is based on data reported to DMHSAS as of 01/01/2002. The same client may be counted in more than one category, e.g., clients can receive services under more than one contract source, in more than one "County of Residence," or may have multiple "Other Indicators." Please see Definition page for other considerations.

Oklahoma Department of Mental Health and Substance Abuse Services

Counts of Admitted Clients Served by Funding Source for Each Agency During FY2001

DON MENTZER FACILITY

		Funding Source						
		Total	Mental Health	Substance Abuse	Domestic Violence	Residential Care	Medicaid	Other
Total	Unduplicated Count	30	0	0	0	30	0	0
Sex	Female	10	0	0	0	10	0	0
	Male	20	0	0	0	20	0	0
Age	25-34	1	0	0	0	1	0	0
	35-44	11	0	0	0	11	0	0
	45-54	15	0	0	0	15	0	0
	55-64	3	0	0	0	3	0	0
Race	White	25	0	0	0	25	0	0
	Black	2	0	0	0	2	0	0
	Two or More Races	3	0	0	0	3	0	0
Presenting Problem/Diagnosis	Developmental Disorder	1	0	0	0	1	0	0
	Mood Disorder	5	0	0	0	5	0	0
	Other Psychotic	21	0	0	0	21	0	0
	Social Conditions	2	0	0	0	2	0	0
	Substance Related	1	0	0	0	1	0	0
County of Residence	Craig	8	0	0	0	8	0	0
	Sequoyah	16	0	0	0	16	0	0
	Wagoner	6	0	0	0	6	0	0
Other Indicators	Any Alcohol/Drug Problem	3	0	0	0	3	0	0
	Indigent	28	0	0	0	28	0	0
	SMI (If ever)	29	0	0	0	29	0	0

Notes: Information in this table is based on data reported to DMHSAS as of 01/01/2002. The same client may be counted in more than one category, e.g., clients can receive services under more than one contract source, in more than one "County of Residence," or may have multiple "Other Indicators." Please see Definition page for other considerations.

Oklahoma Department of Mental Health and Substance Abuse Services

Counts of Admitted Clients Served by Funding Source for Each Agency During FY2001

DOW RESIDENTIAL CARE HOME

	Total	Funding Source					
		Mental Health	Substance Abuse	Domestic Violence	Residential Care	Medicaid	Other
Total							
Unduplicated Count	33	0	0	0	33	0	0
Sex							
Female	21	0	0	0	21	0	0
Male	12	0	0	0	12	0	0
Age							
25-34	1	0	0	0	1	0	0
35-44	3	0	0	0	3	0	0
45-54	14	0	0	0	14	0	0
55-64	11	0	0	0	11	0	0
65-74	4	0	0	0	4	0	0
Race							
White	27	0	0	0	27	0	0
Black	3	0	0	0	3	0	0
Native American	3	0	0	0	3	0	0
Presenting Problem/Diagnosis							
Mood Disorder	4	0	0	0	4	0	0
Other Psychotic	6	0	0	0	6	0	0
Social Conditions	23	0	0	0	23	0	0
County of Residence							
Choctaw	1	0	0	0	1	0	0
LeFlore	1	0	0	0	1	0	0
Muskogee	1	0	0	0	1	0	0
Noble	1	0	0	0	1	0	0
Okfuskee	1	0	0	0	1	0	0
Pittsburgh	28	0	0	0	28	0	0
Other Indicators							
Any Alcohol/Drug Problem	1	0	0	0	1	0	0
Deaf and Hearing Impaired	1	0	0	0	1	0	0
Indigent	33	0	0	0	33	0	0
SMI (If ever)	32	0	0	0	32	0	0

Notes: Information in this table is based on data reported to DMHSAS as of 01/01/2002. The same client may be counted in more than one category, e.g., clients can receive services under more than one contract source, in more than one "County of Residence," or may have multiple "Other Indicators." Please see Definition page for other considerations.

Oklahoma Department of Mental Health and Substance Abuse Services

Counts of Admitted Clients Served by Funding Source for Each Agency During FY2001

DRUG RECOVERY, INC.

	Total	Funding Source					
		Mental Health	Substance Abuse	Domestic Violence	Residential Care	Medicaid	Other
Total							
Unduplicated Count	591	0	591	0	0	0	0
Sex							
Female	241	0	241	0	0	0	0
Male	350	0	350	0	0	0	0
Age							
05-17	151	0	151	0	0	0	0
18-20	37	0	37	0	0	0	0
21-24	53	0	53	0	0	0	0
25-34	131	0	131	0	0	0	0
35-44	154	0	154	0	0	0	0
45-54	57	0	57	0	0	0	0
55-64	7	0	7	0	0	0	0
65-74	1	0	1	0	0	0	0
Race							
White	432	0	432	0	0	0	0
Black	99	0	99	0	0	0	0
Native American	42	0	42	0	0	0	0
Hispanic	15	0	15	0	0	0	0
Two or More Races	3	0	3	0	0	0	0
Presenting Problem/Diagnosis							
Alcohol Abuse	52	0	52	0	0	0	0
Social Conditions	1	0	1	0	0	0	0
Substance Related	538	0	538	0	0	0	0
County of Residence							
Beckham	9	0	9	0	0	0	0
Blaine	1	0	1	0	0	0	0
Bryan	1	0	1	0	0	0	0
Caddo	11	0	11	0	0	0	0
Canadian	26	0	26	0	0	0	0
Carter	3	0	3	0	0	0	0
Cherokee	1	0	1	0	0	0	0
Cleveland	22	0	22	0	0	0	0
Coal	3	0	3	0	0	0	0
Comanche	4	0	4	0	0	0	0
Cotton	1	0	1	0	0	0	0
Creek	2	0	2	0	0	0	0
Custer	3	0	3	0	0	0	0
Delaware	1	0	1	0	0	0	0
Garfield	4	0	4	0	0	0	0
Garvin	3	0	3	0	0	0	0
Grady	45	0	45	0	0	0	0
Greer	2	0	2	0	0	0	0
Haskell	1	0	1	0	0	0	0
Hughes	2	0	2	0	0	0	0
Jackson	2	0	2	0	0	0	0
Johnston	1	0	1	0	0	0	0
Kay	3	0	3	0	0	0	0
Kingfisher	2	0	2	0	0	0	0
Kiowa	4	0	4	0	0	0	0

Notes: Information in this table is based on data reported to DMHSAS as of 01/01/2002. The same client may be counted in more than one category, e.g., clients can receive services under more than one contract source, in more than one "County of Residence," or may have multiple "Other Indicators." Please see Definition page for other considerations.

Oklahoma Department of Mental Health and Substance Abuse Services

Counts of Admitted Clients Served by Funding Source for Each Agency During FY2001

DRUG RECOVERY, INC.

	Funding Source						
	Total	Mental Health	Substance Abuse	Domestic Violence	Residential Care	Medicaid	Other
LeFlore	3	0	3	0	0	0	0
Lincoln	6	0	6	0	0	0	0
Logan	5	0	5	0	0	0	0
Major	1	0	1	0	0	0	0
McClain	3	0	3	0	0	0	0
McCurtain	3	0	3	0	0	0	0
McIntosh	1	0	1	0	0	0	0
Muskogee	4	0	4	0	0	0	0
Nowata	1	0	1	0	0	0	0
Okfuskee	1	0	1	0	0	0	0
Oklahoma	312	0	312	0	0	0	0
Okmulgee	1	0	1	0	0	0	0
Pawnee	2	0	2	0	0	0	0
Payne	1	0	1	0	0	0	0
Pittsburgh	3	0	3	0	0	0	0
Pontotoc	1	0	1	0	0	0	0
Pottawatomie	6	0	6	0	0	0	0
Roger Mills	1	0	1	0	0	0	0
Rogers	2	0	2	0	0	0	0
Seminole	6	0	6	0	0	0	0
Sequoyah	1	0	1	0	0	0	0
Stephens	7	0	7	0	0	0	0
Tillman	2	0	2	0	0	0	0
Tulsa	49	0	49	0	0	0	0
Wagoner	2	0	2	0	0	0	0
Washington	3	0	3	0	0	0	0
Washita	2	0	2	0	0	0	0
Woods	2	0	2	0	0	0	0
Woodward	2	0	2	0	0	0	0
Out of State/Unknown	1	0	1	0	0	0	0
Other Indicators							
Any Alcohol/Drug Problem	590	0	590	0	0	0	0
Custody of DOC	3	0	3	0	0	0	0
Homeless	8	0	8	0	0	0	0
Indigent	533	0	533	0	0	0	0
SMI (If ever)	80	0	80	0	0	0	0

Notes: Information in this table is based on data reported to DMHSAS as of 01/01/2002. The same client may be counted in more than one category, e.g., clients can receive services under more than one contract source, in more than one "County of Residence," or may have multiple "Other Indicators." Please see Definition page for other considerations.

Oklahoma Department of Mental Health and Substance Abuse Services

Counts of Admitted Clients Served by Funding Source for Each Agency During FY2001

DUNCAN COMMUNITY RESIDENCE INC

	Total	Funding Source					
		Mental Health	Substance Abuse	Domestic Violence	Residential Care	Medicaid	Other
Total							
Unduplicated Count	31	0	0	0	31	0	0
Sex							
Female	11	0	0	0	11	0	0
Male	20	0	0	0	20	0	0
Age							
18-20	2	0	0	0	2	0	0
21-24	1	0	0	0	1	0	0
25-34	7	0	0	0	7	0	0
35-44	6	0	0	0	6	0	0
45-54	11	0	0	0	11	0	0
55-64	4	0	0	0	4	0	0
Race							
White	27	0	0	0	27	0	0
Black	1	0	0	0	1	0	0
Native American	2	0	0	0	2	0	0
Two or More Races	1	0	0	0	1	0	0
Presenting Problem/Diagnosis							
Mood Disorder	5	0	0	0	5	0	0
Other Psychotic	21	0	0	0	21	0	0
Deferred/No Diagnosis	5	0	0	0	5	0	0
County of Residence							
Carter	1	0	0	0	1	0	0
Comanche	5	0	0	0	5	0	0
Craig	1	0	0	0	1	0	0
Grady	1	0	0	0	1	0	0
Lincoln	1	0	0	0	1	0	0
Oklahoma	1	0	0	0	1	0	0
Pontotoc	1	0	0	0	1	0	0
Stephens	20	0	0	0	20	0	0
Other Indicators							
Custody of DOC	1	0	0	0	1	0	0
Homeless	1	0	0	0	1	0	0
Indigent	31	0	0	0	31	0	0
SMI (If ever)	31	0	0	0	31	0	0

Notes: Information in this table is based on data reported to DMHSAS as of 01/01/2002. The same client may be counted in more than one category, e.g., clients can receive services under more than one contract source, in more than one "County of Residence," or may have multiple "Other Indicators." Please see Definition page for other considerations.

Oklahoma Department of Mental Health and Substance Abuse Services

Counts of Admitted Clients Served by Funding Source for Each Agency During FY2001

DYCO PROPERTIES, INC.

		Funding Source						
		Total	Mental Health	Substance Abuse	Domestic Violence	Residential Care	Medicaid Other	
Total	Unduplicated Count	16	0	0	0	16	0	0
Sex	Female	5	0	0	0	5	0	0
	Male	11	0	0	0	11	0	0
Age	35-44	5	0	0	0	5	0	0
	45-54	7	0	0	0	7	0	0
	55-64	3	0	0	0	3	0	0
	65-74	1	0	0	0	1	0	0
Race	White	12	0	0	0	12	0	0
	Black	2	0	0	0	2	0	0
	Native American	1	0	0	0	1	0	0
	Two or More Races	1	0	0	0	1	0	0
Presenting Problem/Diagnosis	Developmental Disorder	16	0	0	0	16	0	0
County of Residence	McIntosh	2	0	0	0	2	0	0
	Muskogee	1	0	0	0	1	0	0
	Okmulgee	13	0	0	0	13	0	0
Other Indicators	Homeless	1	0	0	0	1	0	0
	Indigent	16	0	0	0	16	0	0
	SMI (If ever)	16	0	0	0	16	0	0

Notes: Information in this table is based on data reported to DMHSAS as of 01/01/2002. The same client may be counted in more than one category, e.g., clients can receive services under more than one contract source, in more than one "County of Residence," or may have multiple "Other Indicators." Please see Definition page for other considerations.

Oklahoma Department of Mental Health and Substance Abuse Services

Counts of Admitted Clients Served by Funding Source for Each Agency During FY2001

EAGLE RIDGE INSTITUTE

	Total	Funding Source					
		Mental Health	Substance Abuse	Domestic Violence	Residential Care	Medicaid	Other
Total							
Unduplicated Count	65	0	65	0	0	0	0
Sex							
Female	47	0	47	0	0	0	0
Male	18	0	18	0	0	0	0
Age							
0-04	22	0	22	0	0	0	0
05-17	17	0	17	0	0	0	0
18-20	4	0	4	0	0	0	0
21-24	4	0	4	0	0	0	0
25-34	9	0	9	0	0	0	0
35-44	8	0	8	0	0	0	0
45-54	1	0	1	0	0	0	0
Race							
White	34	0	34	0	0	0	0
Black	25	0	25	0	0	0	0
Two or More Races	6	0	6	0	0	0	0
Presenting Problem/Diagnosis							
Alcohol Abuse	1	0	1	0	0	0	0
Social Conditions	39	0	39	0	0	0	0
Substance Related	25	0	25	0	0	0	0
County of Residence							
Beckham	2	0	2	0	0	0	0
Carter	5	0	5	0	0	0	0
Cleveland	4	0	4	0	0	0	0
Cotton	1	0	1	0	0	0	0
Dewey	1	0	1	0	0	0	0
Garvin	2	0	2	0	0	0	0
Grady	5	0	5	0	0	0	0
Logan	6	0	6	0	0	0	0
Oklahoma	25	0	25	0	0	0	0
Payne	1	0	1	0	0	0	0
Pottawatomie	1	0	1	0	0	0	0
Seminole	7	0	7	0	0	0	0
Texas	1	0	1	0	0	0	0
Tulsa	2	0	2	0	0	0	0
Washington	2	0	2	0	0	0	0
Other Indicators							
Any Alcohol/Drug Problem	26	0	26	0	0	0	0
Custody of DHS	13	0	13	0	0	0	0
Homeless	5	0	5	0	0	0	0
Indigent	65	0	65	0	0	0	0
SMI (If ever)	9	0	9	0	0	0	0

Notes: Information in this table is based on data reported to DMHSAS as of 01/01/2002. The same client may be counted in more than one category, e.g., clients can receive services under more than one contract source, in more than one "County of Residence," or may have multiple "Other Indicators." Please see Definition page for other considerations.

Oklahoma Department of Mental Health and Substance Abuse Services

Counts of Admitted Clients Served by Funding Source for Each Agency During FY2001

EASTERN STATE HOSPITAL

	Total	Funding Source					Other
		Mental Health	Substance Abuse	Domestic Violence	Residential Care	Medicaid	
Total							
Unduplicated Count	442	441	0	0	0	0	33
Sex							
Female	82	81	0	0	0	0	8
Male	360	360	0	0	0	0	25
Age							
18-20	18	18	0	0	0	0	0
21-24	42	42	0	0	0	0	0
25-34	105	105	0	0	0	0	5
35-44	153	153	0	0	0	0	11
45-54	83	83	0	0	0	0	10
55-64	27	26	0	0	0	0	7
65-74	13	13	0	0	0	0	0
75-84	1	1	0	0	0	0	0
Race							
White	276	275	0	0	0	0	26
Black	115	115	0	0	0	0	5
Native American	41	41	0	0	0	0	2
Hispanic	9	9	0	0	0	0	0
Asian	1	1	0	0	0	0	0
Presenting Problem/Diagnosis							
Alcohol Abuse	17	17	0	0	0	0	2
Developmental Disorder	13	13	0	0	0	0	1
Mood Disorder	133	133	0	0	0	0	2
Non Alcohol/Drug Related	4	4	0	0	0	0	1
Other Non-Psychotic	25	25	0	0	0	0	0
Other Psychotic	136	136	0	0	0	0	13
Personality Disorder	1	1	0	0	0	0	0
Schizophrenia	93	92	0	0	0	0	12
Social Conditions	2	2	0	0	0	0	0
Substance Related	18	18	0	0	0	0	2
County of Residence							
Adair	1	1	0	0	0	0	0
Atoka	1	1	0	0	0	0	0
Beckham	6	6	0	0	0	0	2
Bryan	5	5	0	0	0	0	0
Caddo	11	11	0	0	0	0	0
Canadian	2	2	0	0	0	0	0
Carter	9	9	0	0	0	0	0
Cherokee	3	3	0	0	0	0	0
Choctaw	2	2	0	0	0	0	0
Cleveland	9	9	0	0	0	0	0
Comanche	9	9	0	0	0	0	1
Cotton	2	2	0	0	0	0	0
Craig	14	13	0	0	0	0	4
Creek	8	8	0	0	0	0	0
Custer	3	3	0	0	0	0	0
Delaware	5	5	0	0	0	0	0
Garfield	8	8	0	0	0	0	0
Garvin	4	4	0	0	0	0	0

Notes: Information in this table is based on data reported to DMHSAS as of 01/01/2002. The same client may be counted in more than one category, e.g., clients can receive services under more than one contract source, in more than one "County of Residence," or may have multiple "Other Indicators." Please see Definition page for other considerations.

Oklahoma Department of Mental Health and Substance Abuse Services

Counts of Admitted Clients Served by Funding Source for Each Agency During FY2001

EASTERN STATE HOSPITAL

	Funding Source						
	Total	Mental Health	Substance Abuse	Domestic Violence	Residential Care	Medicaid	Other
Grady	9	9	0	0	0	0	2
Greer	1	1	0	0	0	0	0
Harmon	1	1	0	0	0	0	0
Haskell	2	2	0	0	0	0	0
Jackson	6	6	0	0	0	0	0
Jefferson	3	3	0	0	0	0	0
Kay	6	6	0	0	0	0	2
Kingfisher	2	2	0	0	0	0	0
Kiowa	2	2	0	0	0	0	0
Latimer	2	2	0	0	0	0	0
LeFlore	17	17	0	0	0	0	2
Lincoln	3	3	0	0	0	0	0
Logan	4	4	0	0	0	0	0
Love	2	2	0	0	0	0	0
Marshall	1	1	0	0	0	0	0
Mayes	5	5	0	0	0	0	1
McClain	2	2	0	0	0	0	0
McCurtain	11	11	0	0	0	0	0
Murray	1	1	0	0	0	0	0
Muskogee	14	14	0	0	0	0	3
Oklahoma	98	98	0	0	0	0	3
Okmulgee	11	11	0	0	0	0	1
Osage	5	5	0	0	0	0	0
Ottawa	4	4	0	0	0	0	0
Pawnee	1	1	0	0	0	0	0
Payne	2	2	0	0	0	0	0
Pittsburgh	3	3	0	0	0	0	0
Pontotoc	2	2	0	0	0	0	0
Pottawatomie	9	9	0	0	0	0	0
Roger Mills	2	2	0	0	0	0	1
Rogers	2	2	0	0	0	0	0
Seminole	1	1	0	0	0	0	0
Sequoyah	14	14	0	0	0	0	2
Stephens	10	10	0	0	0	0	0
Texas	1	1	0	0	0	0	0
Tillman	6	6	0	0	0	0	0
Tulsa	56	56	0	0	0	0	7
Wagoner	5	5	0	0	0	0	0
Washington	5	5	0	0	0	0	1
Washita	1	1	0	0	0	0	0
Woodward	3	3	0	0	0	0	0
Out of State/Unknown	5	5	0	0	0	0	1
Other Indicators							
Any Alcohol/Drug Problem	253	253	0	0	0	0	14
Custody of DOC	11	11	0	0	0	0	0
Deaf and Hearing Impaired	5	5	0	0	0	0	0
Dual Diagnosis	176	176	0	0	0	0	8
Homeless	10	10	0	0	0	0	0
Indigent	438	437	0	0	0	0	32
SMI (If ever)	363	362	0	0	0	0	31

Notes: Information in this table is based on data reported to DMHSAS as of 01/01/2002. The same client may be counted in more than one category, e.g., clients can receive services under more than one contract source, in more than one "County of Residence," or may have multiple "Other Indicators." Please see Definition page for other considerations.

Oklahoma Department of Mental Health and Substance Abuse Services

Counts of Admitted Clients Served by Funding Source for Each Agency During FY2001

EDMOND FAMILY SERVICES, INC.

		Funding Source						
		Total	Mental Health	Substance Abuse	Domestic Violence	Residential Care	Medicaid	Other
Total	Unduplicated Count	115	0	115	0	0	0	0
Sex	Female	61	0	61	0	0	0	0
	Male	54	0	54	0	0	0	0
Age	05-17	46	0	46	0	0	0	0
	18-20	14	0	14	0	0	0	0
	21-24	13	0	13	0	0	0	0
	25-34	22	0	22	0	0	0	0
	35-44	17	0	17	0	0	0	0
	45-54	3	0	3	0	0	0	0
Race	White	98	0	98	0	0	0	0
	Black	11	0	11	0	0	0	0
	Native American	3	0	3	0	0	0	0
	Hispanic	3	0	3	0	0	0	0
Presenting Problem/Diagnosis	Alcohol Abuse	29	0	29	0	0	0	0
	Social Conditions	32	0	32	0	0	0	0
	Substance Related	54	0	54	0	0	0	0
County of Residence	Logan	7	0	7	0	0	0	0
	McClain	1	0	1	0	0	0	0
	Oklahoma	107	0	107	0	0	0	0
Other Indicators	Any Alcohol/Drug Problem	84	0	84	0	0	0	0
	Custody of DOC	3	0	3	0	0	0	0
	Homeless	2	0	2	0	0	0	0
	Indigent	114	0	114	0	0	0	0
	SMI (If ever)	6	0	6	0	0	0	0

Notes: Information in this table is based on data reported to DMHSAS as of 01/01/2002. The same client may be counted in more than one category, e.g., clients can receive services under more than one contract source, in more than one "County of Residence," or may have multiple "Other Indicators." Please see Definition page for other considerations.

Oklahoma Department of Mental Health and Substance Abuse Services

Counts of Admitted Clients Served by Funding Source for Each Agency During FY2001

EDNA LEE'S RESIDENTIAL CARE

	Total	Funding Source					
		Mental Health	Substance Abuse	Domestic Violence	Residential Care	Medicaid	Other
Total							
Unduplicated Count	72	0	0	0	72	0	0
Sex							
Female	33	0	0	0	33	0	0
Male	39	0	0	0	39	0	0
Age							
21-24	2	0	0	0	2	0	0
25-34	9	0	0	0	9	0	0
35-44	14	0	0	0	14	0	0
45-54	18	0	0	0	18	0	0
55-64	17	0	0	0	17	0	0
65-74	11	0	0	0	11	0	0
75-84	1	0	0	0	1	0	0
Race							
White	54	0	0	0	54	0	0
Black	9	0	0	0	9	0	0
Native American	7	0	0	0	7	0	0
Two or More Races	1	0	0	0	1	0	0
Unknown	1	0	0	0	1	0	0
Presenting Problem/Diagnosis							
Developmental Disorder	13	0	0	0	13	0	0
Mood Disorder	21	0	0	0	21	0	0
Other Psychotic	8	0	0	0	8	0	0
Social Conditions	9	0	0	0	9	0	0
Substance Related	1	0	0	0	1	0	0
Unknown/Other	7	0	0	0	7	0	0
Deferred/No Diagnosis	13	0	0	0	13	0	0
County of Residence							
Craig	54	0	0	0	54	0	0
LeFlore	1	0	0	0	1	0	0
Mayes	1	0	0	0	1	0	0
Nowata	1	0	0	0	1	0	0
Oklahoma	2	0	0	0	2	0	0
Okmulgee	1	0	0	0	1	0	0
Ottawa	6	0	0	0	6	0	0
Rogers	1	0	0	0	1	0	0
Tulsa	3	0	0	0	3	0	0
Washington	1	0	0	0	1	0	0
Out of State/Unknown	1	0	0	0	1	0	0
Other Indicators							
Any Alcohol/Drug Problem	3	0	0	0	3	0	0
Homeless	1	0	0	0	1	0	0
Indigent	71	0	0	0	71	0	0
SMI (If ever)	71	0	0	0	71	0	0

Notes: Information in this table is based on data reported to DMHSAS as of 01/01/2002. The same client may be counted in more than one category, e.g., clients can receive services under more than one contract source, in more than one "County of Residence," or may have multiple "Other Indicators." Please see Definition page for other considerations.

Oklahoma Department of Mental Health and Substance Abuse Services

Counts of Admitted Clients Served by Funding Source for Each Agency During FY2001

EDWIN FAIR CMHC

	Total	Funding Source					
		Mental Health	Substance Abuse	Domestic Violence	Residential Care	Medicaid	Other
Total							
Unduplicated Count	1,455	987	151	0	0	526	0
Sex							
Female	832	556	45	0	0	349	0
Male	623	431	106	0	0	177	0
Age							
0-04	1	1	0	0	0	1	0
05-17	70	62	0	0	0	17	0
18-20	73	57	8	0	0	16	0
21-24	126	93	17	0	0	34	0
25-34	313	224	44	0	0	97	0
35-44	408	273	57	0	0	138	0
45-54	271	174	19	0	0	116	0
55-64	116	71	5	0	0	57	0
65-74	35	18	0	0	0	19	0
75-84	27	9	1	0	0	18	0
85+	15	5	0	0	0	13	0
Race							
White	1,237	847	106	0	0	455	0
Black	56	26	20	0	0	19	0
Native American	109	72	16	0	0	39	0
Hispanic	18	10	7	0	0	3	0
Asian	5	5	0	0	0	0	0
Two or More Races	30	27	2	0	0	10	0
Presenting Problem/Diagnosis							
Alcohol Abuse	65	22	48	0	0	8	0
Developmental Disorder	41	35	1	0	0	8	0
Mood Disorder	788	594	22	0	0	283	0
Non Alcohol/Drug Related	9	5	0	0	0	5	0
Other Non-Psychotic	146	104	3	0	0	56	0
Other Psychotic	144	108	1	0	0	60	0
Schizophrenia	160	91	0	0	0	99	0
Social Conditions	12	10	1	0	0	1	0
Substance Related	90	18	75	0	0	6	0
County of Residence							
Adair	2	2	0	0	0	0	0
Beckham	1	0	0	0	0	1	0
Caddo	1	1	0	0	0	0	0
Choctaw	1	0	1	0	0	0	0
Creek	1	1	0	0	0	0	0
Ellis	1	1	0	0	0	0	0
Garfield	2	2	0	0	0	0	0
Garvin	1	1	0	0	0	0	0
Grant	2	1	0	0	0	2	0
Harper	1	1	0	0	0	0	0
Kay	663	403	140	0	0	213	0
Lincoln	6	6	0	0	0	1	0
Logan	2	1	0	0	0	1	0
Noble	73	52	0	0	0	36	0
Oklahoma	1	1	0	0	0	0	0

Notes: Information in this table is based on data reported to DMHSAS as of 01/01/2002. The same client may be counted in more than one category, e.g., clients can receive services under more than one contract source, in more than one "County of Residence," or may have multiple "Other Indicators." Please see Definition page for other considerations.

Oklahoma Department of Mental Health and Substance Abuse Services

Counts of Admitted Clients Served by Funding Source for Each Agency During FY2001

EDWIN FAIR CMHC

	Total	Funding Source					
		Mental Health	Substance Abuse	Domestic Violence	Residential Care	Medicaid	Other
Osage	141	106	6	0	0	49	0
Pawnee	104	70	0	0	0	48	0
Payne	438	325	4	0	0	174	0
Pittsburgh	2	1	0	0	0	1	0
Tulsa	1	1	0	0	0	0	0
Washington	2	2	0	0	0	0	0
Out of State/Unknown	9	9	0	0	0	0	0
Other Indicators							
Any Alcohol/Drug Problem	448	267	145	0	0	118	0
Custody of DHS	9	8	0	0	0	1	0
Custody of DOC	75	8	67	0	0	1	0
Custody of OJA	1	1	0	0	0	0	0
Deaf and Hearing Impaired	11	4	1	0	0	6	0
Dual Diagnosis	150	118	18	0	0	52	0
Homeless	36	29	0	0	0	8	0
Indigent	1,423	960	150	0	0	521	0
SED (6-17)	46	40	0	0	0	12	0
SMI (If ever)	1,113	772	52	0	0	479	0

Notes: Information in this table is based on data reported to DMHSAS as of 01/01/2002. The same client may be counted in more than one category, e.g., clients can receive services under more than one contract source, in more than one "County of Residence," or may have multiple "Other Indicators." Please see Definition page for other considerations.

Oklahoma Department of Mental Health and Substance Abuse Services

Counts of Admitted Clients Served by Funding Source for Each Agency During FY2001

EL RENO RESIDENTIAL CARE

	Total	Funding Source					
		Mental Health	Substance Abuse	Domestic Violence	Residential Care	Medicaid	Other
Total							
Unduplicated Count	31	0	0	0	31	0	0
Sex							
Female	8	0	0	0	8	0	0
Male	23	0	0	0	23	0	0
Age							
21-24	1	0	0	0	1	0	0
25-34	2	0	0	0	2	0	0
35-44	8	0	0	0	8	0	0
45-54	9	0	0	0	9	0	0
55-64	10	0	0	0	10	0	0
65-74	1	0	0	0	1	0	0
Race							
White	28	0	0	0	28	0	0
Black	3	0	0	0	3	0	0
Presenting Problem/Diagnosis							
Social Conditions	30	0	0	0	30	0	0
Deferred/No Diagnosis	1	0	0	0	1	0	0
County of Residence							
Canadian	28	0	0	0	28	0	0
Oklahoma	1	0	0	0	1	0	0
Payne	1	0	0	0	1	0	0
Woodward	1	0	0	0	1	0	0
Other Indicators							
Indigent	29	0	0	0	29	0	0
SMI (If ever)	31	0	0	0	31	0	0

Notes: Information in this table is based on data reported to DMHSAS as of 01/01/2002. The same client may be counted in more than one category, e.g., clients can receive services under more than one contract source, in more than one "County of Residence," or may have multiple "Other Indicators." Please see Definition page for other considerations.

Oklahoma Department of Mental Health and Substance Abuse Services

Counts of Admitted Clients Served by Funding Source for Each Agency During FY2001

FAIR OAKS

	Total	Funding Source					
		Mental Health	Substance Abuse	Domestic Violence	Residential Care	Medicaid	Other
Total							
Unduplicated Count	15	0	0	0	15	0	0
Sex							
Male	15	0	0	0	15	0	0
Age							
25-34	2	0	0	0	2	0	0
35-44	4	0	0	0	4	0	0
45-54	3	0	0	0	3	0	0
55-64	3	0	0	0	3	0	0
75-84	3	0	0	0	3	0	0
Race							
White	14	0	0	0	14	0	0
Native American	1	0	0	0	1	0	0
Presenting Problem/Diagnosis							
Alcohol Abuse	1	0	0	0	1	0	0
Mood Disorder	12	0	0	0	12	0	0
Social Conditions	1	0	0	0	1	0	0
Deferred/No Diagnosis	1	0	0	0	1	0	0
County of Residence							
Choctaw	1	0	0	0	1	0	0
Cotton	1	0	0	0	1	0	0
Craig	3	0	0	0	3	0	0
Delaware	4	0	0	0	4	0	0
Mayes	3	0	0	0	3	0	0
Oklahoma	1	0	0	0	1	0	0
Rogers	1	0	0	0	1	0	0
Sequoyah	1	0	0	0	1	0	0
Other Indicators							
Any Alcohol/Drug Problem	1	0	0	0	1	0	0
Indigent	13	0	0	0	13	0	0
SMI (If ever)	15	0	0	0	15	0	0

Notes: Information in this table is based on data reported to DMHSAS as of 01/01/2002. The same client may be counted in more than one category, e.g., clients can receive services under more than one contract source, in more than one "County of Residence," or may have multiple "Other Indicators." Please see Definition page for other considerations.

Oklahoma Department of Mental Health and Substance Abuse Services

Counts of Admitted Clients Served by Funding Source for Each Agency During FY2001

FAMILY CRISIS & COUNSELING CTR

	Total	Funding Source					
		Mental Health	Substance Abuse	Domestic Violence	Residential Care	Medicaid	Other
Total							
Unduplicated Count	633	0	0	572	0	0	122
Sex							
Female	433	0	0	426	0	0	28
Male	200	0	0	146	0	0	94
Age							
0-04	12	0	0	12	0	0	0
05-17	64	0	0	64	0	0	1
18-20	42	0	0	39	0	0	7
21-24	76	0	0	64	0	0	20
25-34	200	0	0	180	0	0	41
35-44	162	0	0	142	0	0	42
45-54	56	0	0	51	0	0	10
55-64	15	0	0	15	0	0	0
65-74	5	0	0	4	0	0	1
85+	1	0	0	1	0	0	0
Race							
White	456	0	0	422	0	0	74
Black	34	0	0	26	0	0	10
Native American	98	0	0	84	0	0	27
Hispanic	8	0	0	7	0	0	2
Asian	3	0	0	3	0	0	1
Two or More Races	34	0	0	30	0	0	8
Presenting Problem/Diagnosis							
Developmental Disorder	1	0	0	1	0	0	0
Social Conditions	632	0	0	571	0	0	122
County of Residence							
Beaver	2	0	0	2	0	0	0
Craig	4	0	0	4	0	0	0
Delaware	1	0	0	1	0	0	0
Mayes	4	0	0	4	0	0	0
Nowata	60	0	0	56	0	0	11
Oklahoma	3	0	0	3	0	0	0
Okmulgee	1	0	0	1	0	0	0
Osage	18	0	0	16	0	0	2
Payne	1	0	0	1	0	0	0
Rogers	5	0	0	5	0	0	0
Tulsa	6	0	0	6	0	0	2
Washington	518	0	0	463	0	0	107
Out of State/Unknown	10	0	0	10	0	0	0
Other Indicators							
Custody of DHS	1	0	0	1	0	0	0
Custody of DOC	16	0	0	10	0	0	11
Deaf and Hearing Impaired	2	0	0	2	0	0	0
Homeless	25	0	0	25	0	0	0
Indigent	564	0	0	512	0	0	108
SMI (If ever)	76	0	0	72	0	0	11

Notes: Information in this table is based on data reported to DMHSAS as of 01/01/2002. The same client may be counted in more than one category, e.g., clients can receive services under more than one contract source, in more than one "County of Residence," or may have multiple "Other Indicators." Please see Definition page for other considerations.

Oklahoma Department of Mental Health and Substance Abuse Services

Counts of Admitted Clients Served by Funding Source for Each Agency During FY2001

FAMILY CRISIS CTR, INC.

	Total	Funding Source					
		Mental Health	Substance Abuse	Domestic Violence	Residential Care	Medicaid	Other
Total							
Unduplicated Count	595	0	150	556	0	0	1
Sex							
Female	320	0	56	311	0	0	0
Male	275	0	94	245	0	0	1
Age							
0-04	28	0	0	28	0	0	0
05-17	71	0	1	71	0	0	0
18-20	39	0	21	31	0	0	0
21-24	63	0	18	58	0	0	0
25-34	177	0	46	166	0	0	0
35-44	132	0	48	121	0	0	1
45-54	70	0	15	66	0	0	0
55-64	10	0	1	10	0	0	0
65-74	4	0	0	4	0	0	0
75-84	1	0	0	1	0	0	0
Race							
White	416	0	94	394	0	0	1
Black	16	0	2	15	0	0	0
Native American	110	0	39	101	0	0	0
Hispanic	7	0	3	4	0	0	0
Two or More Races	46	0	12	42	0	0	0
Presenting Problem/Diagnosis							
Alcohol Abuse	35	0	34	21	0	0	0
Developmental Disorder	9	0	0	9	0	0	0
Mood Disorder	14	0	0	14	0	0	0
Social Conditions	433	0	20	431	0	0	0
Substance Related	102	0	96	79	0	0	1
Deferred/No Diagnosis	2	0	0	2	0	0	0
County of Residence							
Atoka	5	0	1	5	0	0	0
Bryan	3	0	0	3	0	0	0
Carter	3	0	0	3	0	0	0
Cleveland	2	0	0	2	0	0	0
Coal	17	0	3	17	0	0	0
Ellis	1	0	0	1	0	0	0
Garvin	113	0	2	113	0	0	0
Grady	2	0	0	2	0	0	0
Hughes	3	0	0	3	0	0	0
Johnston	9	0	1	8	0	0	0
LeFlore	3	0	0	3	0	0	0
Lincoln	1	0	0	1	0	0	0
Marshall	1	0	0	1	0	0	0
Murray	9	0	0	9	0	0	0
Oklahoma	2	0	0	2	0	0	0
Pittsburgh	7	0	1	6	0	0	0
Pontotoc	373	0	134	337	0	0	1
Pottawatomie	11	0	1	11	0	0	0
Roger Mills	1	0	1	1	0	0	0
Rogers	2	0	0	2	0	0	0

Notes: Information in this table is based on data reported to DMHSAS as of 01/01/2002. The same client may be counted in more than one category, e.g., clients can receive services under more than one contract source, in more than one "County of Residence," or may have multiple "Other Indicators." Please see Definition page for other considerations.

Oklahoma Department of Mental Health and Substance Abuse Services

Counts of Admitted Clients Served by Funding Source for Each Agency During FY2001

FAMILY CRISIS CTR, INC.

	Total	Funding Source					
		Mental Health	Substance Abuse	Domestic Violence	Residential Care	Medicaid	Other
Seminole	14	0	6	13	0	0	0
Stephens	6	0	0	6	0	0	0
Wagoner	1	0	0	1	0	0	0
Washita	2	0	0	2	0	0	0
Out of State/Unknown	4	0	0	4	0	0	0
Other Indicators							
Any Alcohol/Drug Problem	149	0	131	112	0	0	1
Custody of DOC	44	0	40	25	0	0	0
Deaf and Hearing Impaired	1	0	0	1	0	0	0
Homeless	16	0	0	16	0	0	0
Indigent	539	0	139	503	0	0	1
SMI (If ever)	87	0	26	80	0	0	0

Notes: Information in this table is based on data reported to DMHSAS as of 01/01/2002. The same client may be counted in more than one category, e.g., clients can receive services under more than one contract source, in more than one "County of Residence," or may have multiple "Other Indicators." Please see Definition page for other considerations.

Oklahoma Department of Mental Health and Substance Abuse Services

Counts of Admitted Clients Served by Funding Source for Each Agency During FY2001

FAMILY RESOURCE CENTER

	Total	Funding Source					
		Mental Health	Substance Abuse	Domestic Violence	Residential Care	Medicaid	Other
Total							
Unduplicated Count	307	0	0	307	0	0	0
Sex							
Female	153	0	0	153	0	0	0
Male	154	0	0	154	0	0	0
Age							
0-04	6	0	0	6	0	0	0
05-17	69	0	0	69	0	0	0
18-20	28	0	0	28	0	0	0
21-24	34	0	0	34	0	0	0
25-34	86	0	0	86	0	0	0
35-44	58	0	0	58	0	0	0
45-54	22	0	0	22	0	0	0
55-64	3	0	0	3	0	0	0
65-74	1	0	0	1	0	0	0
Race							
White	205	0	0	205	0	0	0
Black	23	0	0	23	0	0	0
Native American	67	0	0	67	0	0	0
Hispanic	6	0	0	6	0	0	0
Two or More Races	6	0	0	6	0	0	0
Presenting Problem/Diagnosis							
Social Conditions	306	0	0	306	0	0	0
Substance Related	1	0	0	1	0	0	0
County of Residence							
Beaver	1	0	0	1	0	0	0
Carter	1	0	0	1	0	0	0
Cleveland	5	0	0	5	0	0	0
Comanche	2	0	0	2	0	0	0
Creek	1	0	0	1	0	0	0
Hughes	16	0	0	16	0	0	0
Lincoln	3	0	0	3	0	0	0
Okfuskee	2	0	0	2	0	0	0
Oklahoma	4	0	0	4	0	0	0
Pontotoc	7	0	0	7	0	0	0
Pottawatomie	25	0	0	25	0	0	0
Seminole	238	0	0	238	0	0	0
Stephens	1	0	0	1	0	0	0
Out of State/Unknown	1	0	0	1	0	0	0
Other Indicators							
Any Alcohol/Drug Problem	4	0	0	4	0	0	0
Custody of DOC	4	0	0	4	0	0	0
Homeless	1	0	0	1	0	0	0
Indigent	284	0	0	284	0	0	0
SMI (If ever)	40	0	0	40	0	0	0

Notes: Information in this table is based on data reported to DMHSAS as of 01/01/2002. The same client may be counted in more than one category, e.g., clients can receive services under more than one contract source, in more than one "County of Residence," or may have multiple "Other Indicators." Please see Definition page for other considerations.

Oklahoma Department of Mental Health and Substance Abuse Services

Counts of Admitted Clients Served by Funding Source for Each Agency During FY2001

FAMILY SHELTER

	Total	Funding Source					
		Mental Health	Substance Abuse	Domestic Violence	Residential Care	Medicaid	Other
Total							
Unduplicated Count	165	0	0	165	0	0	0
Sex							
Female	138	0	0	138	0	0	0
Male	27	0	0	27	0	0	0
Age							
0-04	26	0	0	26	0	0	0
05-17	32	0	0	32	0	0	0
18-20	9	0	0	9	0	0	0
21-24	12	0	0	12	0	0	0
25-34	33	0	0	33	0	0	0
35-44	34	0	0	34	0	0	0
45-54	13	0	0	13	0	0	0
55-64	4	0	0	4	0	0	0
65-74	2	0	0	2	0	0	0
Race							
White	101	0	0	101	0	0	0
Black	13	0	0	13	0	0	0
Native American	16	0	0	16	0	0	0
Hispanic	4	0	0	4	0	0	0
Asian	1	0	0	1	0	0	0
Two or More Races	30	0	0	30	0	0	0
Presenting Problem/Diagnosis							
Social Conditions	165	0	0	165	0	0	0
County of Residence							
Carter	111	0	0	111	0	0	0
Cleveland	1	0	0	1	0	0	0
Garvin	2	0	0	2	0	0	0
Love	15	0	0	15	0	0	0
Marshall	2	0	0	2	0	0	0
Oklahoma	3	0	0	3	0	0	0
Pontotoc	4	0	0	4	0	0	0
Pottawatomie	1	0	0	1	0	0	0
Stephens	8	0	0	8	0	0	0
Out of State/Unknown	18	0	0	18	0	0	0
Other Indicators							
Any Alcohol/Drug Problem	16	0	0	16	0	0	0
Deaf and Hearing Impaired	2	0	0	2	0	0	0
Homeless	10	0	0	10	0	0	0
Indigent	143	0	0	143	0	0	0
SMI (If ever)	22	0	0	22	0	0	0

Notes: Information in this table is based on data reported to DMHSAS as of 01/01/2002. The same client may be counted in more than one category, e.g., clients can receive services under more than one contract source, in more than one "County of Residence," or may have multiple "Other Indicators." Please see Definition page for other considerations.

Oklahoma Department of Mental Health and Substance Abuse Services

Counts of Admitted Clients Served by Funding Source for Each Agency During FY2001

GATEWAY TO PREVENTION/RECOVERY

	Total	Funding Source					
		Mental Health	Substance Abuse	Domestic Violence	Residential Care	Medicaid	Other
Total							
Unduplicated Count	241	0	241	0	0	0	0
Sex							
Female	61	0	61	0	0	0	0
Male	180	0	180	0	0	0	0
Age							
05-17	1	0	1	0	0	0	0
18-20	27	0	27	0	0	0	0
21-24	41	0	41	0	0	0	0
25-34	80	0	80	0	0	0	0
35-44	70	0	70	0	0	0	0
45-54	17	0	17	0	0	0	0
55-64	3	0	3	0	0	0	0
65-74	2	0	2	0	0	0	0
Race							
White	165	0	165	0	0	0	0
Black	12	0	12	0	0	0	0
Native American	43	0	43	0	0	0	0
Hispanic	1	0	1	0	0	0	0
Two or More Races	20	0	20	0	0	0	0
Presenting Problem/Diagnosis							
Alcohol Abuse	128	0	128	0	0	0	0
Social Conditions	3	0	3	0	0	0	0
Substance Related	110	0	110	0	0	0	0
County of Residence							
Cleveland	2	0	2	0	0	0	0
Hughes	3	0	3	0	0	0	0
Lincoln	22	0	22	0	0	0	0
Okfuskee	30	0	30	0	0	0	0
Oklahoma	8	0	8	0	0	0	0
Pawnee	1	0	1	0	0	0	0
Pottawatomie	170	0	170	0	0	0	0
Seminole	5	0	5	0	0	0	0
Other Indicators							
Any Alcohol/Drug Problem	238	0	238	0	0	0	0
Custody of DOC	1	0	1	0	0	0	0
Homeless	1	0	1	0	0	0	0
Indigent	229	0	229	0	0	0	0
SMI (If ever)	32	0	32	0	0	0	0

Notes: Information in this table is based on data reported to DMHSAS as of 01/01/2002. The same client may be counted in more than one category, e.g., clients can receive services under more than one contract source, in more than one "County of Residence," or may have multiple "Other Indicators." Please see Definition page for other considerations.

Oklahoma Department of Mental Health and Substance Abuse Services

Counts of Admitted Clients Served by Funding Source for Each Agency During FY2001

GRAND LAKE M.H.C.

	Total	Funding Source					
		Mental Health	Substance Abuse	Domestic Violence	Residential Care	Medicaid	Other
Total							
Unduplicated Count	2,173	1,641	0	0	0	889	1
Sex							
Female	1,120	820	0	0	0	506	0
Male	1,053	821	0	0	0	383	1
Age							
0-04	1	1	0	0	0	0	0
05-17	149	120	0	0	0	35	0
18-20	109	105	0	0	0	8	0
21-24	164	142	0	0	0	44	1
25-34	487	388	0	0	0	194	0
35-44	566	424	0	0	0	250	0
45-54	409	299	0	0	0	191	0
55-64	205	122	0	0	0	116	0
65-74	57	33	0	0	0	30	0
75-84	24	7	0	0	0	19	0
85+	2	0	0	0	0	2	0
Race							
White	1,694	1,240	0	0	0	732	0
Black	68	48	0	0	0	39	0
Native American	260	214	0	0	0	86	0
Hispanic	23	17	0	0	0	10	0
Asian	4	4	0	0	0	2	1
Two or More Races	124	118	0	0	0	20	0
Presenting Problem/Diagnosis							
Alcohol Abuse	43	42	0	0	0	3	0
Developmental Disorder	77	58	0	0	0	25	0
Mood Disorder	1,058	845	0	0	0	381	0
Non Alcohol/Drug Related	11	6	0	0	0	7	0
Other Non-Psychotic	264	223	0	0	0	63	0
Other Psychotic	206	145	0	0	0	98	0
Personality Disorder	10	6	0	0	0	5	0
Schizophrenia	443	256	0	0	0	299	1
Social Conditions	1	1	0	0	0	0	0
Substance Related	60	59	0	0	0	8	0
County of Residence							
Adair	2	2	0	0	0	1	0
Alfalfa	1	1	0	0	0	0	0
Bryan	1	1	0	0	0	0	0
Cherokee	1	1	0	0	0	0	0
Craig	376	217	0	0	0	221	1
Creek	1	1	0	0	0	0	0
Delaware	252	215	0	0	0	79	0
Marshall	1	1	0	0	0	0	0
Mayes	410	310	0	0	0	190	0
Nowata	69	55	0	0	0	20	0
Okfuskee	2	2	0	0	0	0	0
Oklahoma	2	2	0	0	0	0	0
Okmulgee	2	2	0	0	0	0	0
Osage	9	8	0	0	0	1	0

Notes: Information in this table is based on data reported to DMHSAS as of 01/01/2002. The same client may be counted in more than one category, e.g., clients can receive services under more than one contract source, in more than one "County of Residence," or may have multiple "Other Indicators." Please see Definition page for other considerations.

Oklahoma Department of Mental Health and Substance Abuse Services

Counts of Admitted Clients Served by Funding Source for Each Agency During FY2001

GRAND LAKE M.H.C.

	Total	Funding Source					
		Mental Health	Substance Abuse	Domestic Violence	Residential Care	Medicaid	Other
Ottawa	280	221	0	0	0	104	0
Pawnee	1	0	0	0	0	1	0
Rogers	231	190	0	0	0	63	0
Tulsa	15	15	0	0	0	1	0
Washington	508	388	0	0	0	207	0
Out of State/Unknown	9	9	0	0	0	1	0
Other Indicators							
Any Alcohol/Drug Problem	633	545	0	0	0	188	0
Custody of DHS	23	9	0	0	0	16	0
Custody of DOC	10	9	0	0	0	2	0
Custody of OJA	3	1	0	0	0	2	0
Deaf and Hearing Impaired	5	3	0	0	0	3	0
Dual Diagnosis	367	312	0	0	0	122	0
Homeless	33	33	0	0	0	2	0
Indigent	2,139	1,607	0	0	0	888	1
SED (6-17)	122	98	0	0	0	30	0
SMI (If ever)	1,865	1,371	0	0	0	833	1

Notes: Information in this table is based on data reported to DMHSAS as of 01/01/2002. The same client may be counted in more than one category, e.g., clients can receive services under more than one contract source, in more than one "County of Residence," or may have multiple "Other Indicators." Please see Definition page for other considerations.

Oklahoma Department of Mental Health and Substance Abuse Services

Counts of Admitted Clients Served by Funding Source for Each Agency During FY2001

GREEN ACRES

	Total	Funding Source					
		Mental Health	Substance Abuse	Domestic Violence	Residential Care	Medicaid	Other
Total							
Unduplicated Count	25	0	0	0	25	0	0
Sex							
Female	4	0	0	0	4	0	0
Male	21	0	0	0	21	0	0
Age							
18-20	1	0	0	0	1	0	0
25-34	4	0	0	0	4	0	0
35-44	4	0	0	0	4	0	0
45-54	8	0	0	0	8	0	0
55-64	4	0	0	0	4	0	0
65-74	3	0	0	0	3	0	0
75-84	1	0	0	0	1	0	0
Race							
White	21	0	0	0	21	0	0
Black	1	0	0	0	1	0	0
Native American	3	0	0	0	3	0	0
Presenting Problem/Diagnosis							
Developmental Disorder	3	0	0	0	3	0	0
Mood Disorder	5	0	0	0	5	0	0
Other Psychotic	2	0	0	0	2	0	0
Social Conditions	15	0	0	0	15	0	0
County of Residence							
Cherokee	20	0	0	0	20	0	0
Delaware	5	0	0	0	5	0	0
Other Indicators							
Custody of DOC	1	0	0	0	1	0	0
Indigent	25	0	0	0	25	0	0
SMI (If ever)	25	0	0	0	25	0	0

Notes: Information in this table is based on data reported to DMHSAS as of 01/01/2002. The same client may be counted in more than one category, e.g., clients can receive services under more than one contract source, in more than one "County of Residence," or may have multiple "Other Indicators." Please see Definition page for other considerations.

Oklahoma Department of Mental Health and Substance Abuse Services

Counts of Admitted Clients Served by Funding Source for Each Agency During FY2001

GREEN COUNTRY BEHAVIORAL HEALTH SERVICES

	Total	Funding Source					
		Mental Health	Substance Abuse	Domestic Violence	Residential Care	Medicaid	Other
Total							
Unduplicated Count	1,365	1,192	86	0	40	342	0
Sex							
Female	792	649	86	0	14	225	0
Male	573	543	0	0	26	117	0
Age							
0-04	15	15	0	0	0	0	0
05-17	228	228	0	0	0	1	0
18-20	64	63	1	0	0	3	0
21-24	141	119	15	0	2	22	0
25-34	341	281	34	0	4	88	0
35-44	323	261	31	0	14	107	0
45-54	160	143	5	0	11	72	0
55-64	72	64	0	0	4	39	0
65-74	17	15	0	0	4	9	0
75-84	4	3	0	0	1	1	0
Race							
White	1,056	934	59	0	32	263	0
Black	131	115	7	0	5	46	0
Native American	86	65	13	0	2	13	0
Hispanic	14	11	0	0	0	4	0
Asian	2	2	0	0	1	2	0
Two or More Races	76	65	7	0	0	14	0
Presenting Problem/Diagnosis							
Alcohol Abuse	20	10	10	0	0	0	0
Developmental Disorder	98	96	0	0	1	5	0
Mood Disorder	508	463	0	0	6	156	0
Non Alcohol/Drug Related	7	5	0	0	0	4	0
Other Non-Psychotic	313	300	1	0	1	44	0
Other Psychotic	55	52	0	0	8	29	0
Personality Disorder	5	4	0	0	0	2	0
Schizophrenia	141	120	0	0	24	92	0
Social Conditions	60	60	0	0	0	4	0
Substance Related	158	82	75	0	0	6	0
County of Residence							
Canadian	1	1	0	0	0	0	0
Cherokee	6	6	0	0	0	0	0
Choctaw	2	0	1	0	0	1	0
Coal	1	0	0	0	0	1	0
Haskell	1	1	0	0	0	1	0
McIntosh	140	119	0	0	2	54	0
Muskogee	1,171	1,029	85	0	37	277	0
Okmulgee	2	2	0	0	1	0	0
Pittsburgh	15	12	0	0	0	3	0
Pottawatomie	1	1	0	0	0	0	0
Pushmataha	1	0	0	0	0	1	0
Sequoyah	5	3	0	0	0	2	0
Stephens	1	1	0	0	0	0	0
Tillman	1	1	0	0	0	0	0
Tulsa	7	6	0	0	0	2	0

Notes: Information in this table is based on data reported to DMHSAS as of 01/01/2002. The same client may be counted in more than one category, e.g., clients can receive services under more than one contract source, in more than one "County of Residence," or may have multiple "Other Indicators." Please see Definition page for other considerations.

Oklahoma Department of Mental Health and Substance Abuse Services

Counts of Admitted Clients Served by Funding Source for Each Agency During FY2001

GREEN COUNTRY BEHAVIORAL HEALTH SERVICES

	Funding Source						
	Total	Mental Health	Substance Abuse	Domestic Violence	Residential Care	Medicaid	
Wagoner	6	6	0	0	0	0	0
Out of State/Unknown	4	4	0	0	0	0	0
Other Indicators							
Any Alcohol/Drug Problem	474	363	86	0	11	99	0
Custody of DHS	46	46	0	0	0	0	0
Custody of DOC	85	6	79	0	0	1	0
Custody of OJA	7	7	0	0	0	0	0
Deaf and Hearing Impaired	7	5	0	0	1	3	0
Dual Diagnosis	190	141	38	0	4	46	0
Homeless	129	116	7	0	3	24	0
Indigent	1,341	1,171	83	0	40	341	0
SED (6-17)	170	170	0	0	0	1	0
SMI (If ever)	1,014	898	29	0	40	340	0

Notes: Information in this table is based on data reported to DMHSAS as of 01/01/2002. The same client may be counted in more than one category, e.g., clients can receive services under more than one contract source, in more than one "County of Residence," or may have multiple "Other Indicators." Please see Definition page for other considerations.

Oklahoma Department of Mental Health and Substance Abuse Services

Counts of Admitted Clients Served by Funding Source for Each Agency During FY2001

GRIFFIN MEMORIAL HOSPITAL

	Total	Funding Source					
		Mental Health	Substance Abuse	Domestic Violence	Residential Care	Medicaid	Other
Total							
Unduplicated Count	2,245	1,387	0	0	0	190	775
Sex							
Female	984	594	0	0	0	105	330
Male	1,261	793	0	0	0	85	445
Age							
05-17	9	3	0	0	0	2	4
18-20	167	83	0	0	0	53	38
21-24	199	149	0	0	0	19	39
25-34	606	435	0	0	0	35	170
35-44	682	424	0	0	0	46	243
45-54	364	212	0	0	0	22	150
55-64	157	76	0	0	0	9	77
65-74	42	5	0	0	0	3	35
75-84	17	0	0	0	0	1	17
85+	2	0	0	0	0	0	2
Race							
White	1,803	1,106	0	0	0	154	628
Black	237	149	0	0	0	23	83
Native American	112	74	0	0	0	4	36
Hispanic	35	20	0	0	0	2	13
Asian	19	14	0	0	0	2	4
Two or More Races	39	24	0	0	0	5	11
Presenting Problem/Diagnosis							
Alcohol Abuse	158	109	0	0	0	3	51
Developmental Disorder	13	3	0	0	0	3	7
Mood Disorder	893	588	0	0	0	77	264
Non Alcohol/Drug Related	32	8	0	0	0	3	24
Other Non-Psychotic	139	90	0	0	0	17	38
Other Psychotic	563	321	0	0	0	51	219
Personality Disorder	2	2	0	0	0	1	0
Schizophrenia	276	147	0	0	0	27	124
Social Conditions	4	2	0	0	0	0	3
Substance Related	153	112	0	0	0	8	38
Unknown/Other	12	5	0	0	0	0	7
County of Residence							
Adair	3	2	0	0	0	0	1
Beckham	1	1	0	0	0	0	0
Blaine	3	2	0	0	0	1	0
Bryan	49	38	0	0	0	1	10
Caddo	6	2	0	0	0	1	3
Canadian	27	20	0	0	0	2	5
Carter	70	51	0	0	0	1	18
Cherokee	7	4	0	0	0	1	2
Choctaw	3	1	0	0	0	0	2
Cleveland	511	249	0	0	0	61	233
Coal	2	2	0	0	0	0	0
Comanche	5	3	0	0	0	1	2
Craig	5	3	0	0	0	0	2
Creek	17	12	0	0	0	0	5

Notes: Information in this table is based on data reported to DMHSAS as of 01/01/2002. The same client may be counted in more than one category, e.g., clients can receive services under more than one contract source, in more than one "County of Residence," or may have multiple "Other Indicators." Please see Definition page for other considerations.

Oklahoma Department of Mental Health and Substance Abuse Services

Counts of Admitted Clients Served by Funding Source for Each Agency During FY2001

GRIFFIN MEMORIAL HOSPITAL

	Total	Funding Source					Other
		Mental Health	Substance Abuse	Domestic Violence	Residential Care	Medicaid	
Custer	3	0	0	0	0	0	3
Delaware	2	2	0	0	0	0	0
Dewey	1	1	0	0	0	0	0
Garfield	5	2	0	0	0	0	3
Garvin	93	63	0	0	0	2	31
Grady	12	5	0	0	0	2	5
Harper	1	0	0	0	0	0	1
Hughes	4	2	0	0	0	0	2
Jackson	1	0	0	0	0	0	1
Jefferson	1	1	0	0	0	0	0
Johnston	37	24	0	0	0	1	12
Kay	9	7	0	0	0	0	4
Kingfisher	6	4	0	0	0	1	2
Kiowa	4	2	0	0	0	1	1
Latimer	1	0	0	0	0	0	1
LeFlore	1	1	0	0	0	0	0
Lincoln	27	22	0	0	0	2	5
Logan	25	19	0	0	0	4	4
Love	13	10	0	0	0	0	3
Marshall	30	20	0	0	0	0	11
Mayes	4	2	0	0	0	0	2
McClain	62	40	0	0	0	4	21
McCurtain	2	1	0	0	0	0	1
McIntosh	1	0	0	0	0	0	1
Murray	30	20	0	0	0	1	11
Muskogee	5	2	0	0	0	0	3
Noble	3	1	0	0	0	0	2
Okfuskee	24	15	0	0	0	1	9
Oklahoma	629	429	0	0	0	56	173
Okmulgee	13	12	0	0	0	0	1
Osage	11	10	0	0	0	0	1
Pawnee	5	2	0	0	0	1	3
Payne	39	24	0	0	0	1	22
Pittsburgh	2	2	0	0	0	0	0
Pontotoc	87	58	0	0	0	3	27
Pottawatomie	175	93	0	0	0	31	59
Rogers	2	1	0	0	0	0	1
Seminole	70	46	0	0	0	4	26
Sequoyah	6	5	0	0	0	0	1
Stephens	2	1	0	0	0	1	0
Tulsa	31	17	0	0	0	3	13
Wagoner	3	1	0	0	0	0	2
Washington	3	3	0	0	0	0	0
Woodward	4	2	0	0	0	1	2
Out of State/Unknown	47	25	0	0	0	1	22
Other Indicators							
Any Alcohol/Drug Problem	1,094	753	0	0	0	78	315
Custody of DOC	6	4	0	0	0	0	2
Deaf and Hearing Impaired	12	4	0	0	0	0	8
Dual Diagnosis	412	278	0	0	0	29	130
Homeless	337	255	0	0	0	24	81
Indigent	2,157	1,352	0	0	0	189	723

Notes: Information in this table is based on data reported to DMHSAS as of 01/01/2002. The same client may be counted in more than one category, e.g., clients can receive services under more than one contract source, in more than one "County of Residence," or may have multiple "Other Indicators." Please see Definition page for other considerations.

Oklahoma Department of Mental Health and Substance Abuse Services

Counts of Admitted Clients Served by Funding Source for Each Agency During FY2001

GRIFFIN MEMORIAL HOSPITAL

	Total	Funding Source					Other
		Mental Health	Substance Abuse	Domestic Violence	Residential Care	Medicaid	
SMI (If ever)	2,130	1,314	0	0	0	183	738

Oklahoma Department of Mental Health and Substance Abuse Services

Counts of Admitted Clients Served by Funding Source for Each Agency During FY2001

HAV-TAPINC DBA, THE HARBOR

	Total	Funding Source					
		Mental Health	Substance Abuse	Domestic Violence	Residential Care	Medicaid	Other
Total							
Unduplicated Count	60	0	0	0	60	0	0
Sex							
Female	21	0	0	0	21	0	0
Male	39	0	0	0	39	0	0
Age							
25-34	2	0	0	0	2	0	0
35-44	22	0	0	0	22	0	0
45-54	21	0	0	0	21	0	0
55-64	10	0	0	0	10	0	0
65-74	5	0	0	0	5	0	0
Race							
White	42	0	0	0	42	0	0
Black	16	0	0	0	16	0	0
Hispanic	1	0	0	0	1	0	0
Two or More Races	1	0	0	0	1	0	0
Presenting Problem/Diagnosis							
Alcohol Abuse	1	0	0	0	1	0	0
Mood Disorder	31	0	0	0	31	0	0
Other Psychotic	23	0	0	0	23	0	0
Social Conditions	1	0	0	0	1	0	0
Unknown/Other	1	0	0	0	1	0	0
Deferred/No Diagnosis	3	0	0	0	3	0	0
County of Residence							
Canadian	2	0	0	0	2	0	0
Cleveland	8	0	0	0	8	0	0
Custer	1	0	0	0	1	0	0
Oklahoma	48	0	0	0	48	0	0
Pontotoc	1	0	0	0	1	0	0
Other Indicators							
Any Alcohol/Drug Problem	2	0	0	0	2	0	0
Deaf and Hearing Impaired	2	0	0	0	2	0	0
Indigent	60	0	0	0	60	0	0
SMI (If ever)	59	0	0	0	59	0	0

Notes: Information in this table is based on data reported to DMHSAS as of 01/01/2002. The same client may be counted in more than one category, e.g., clients can receive services under more than one contract source, in more than one "County of Residence," or may have multiple "Other Indicators." Please see Definition page for other considerations.

Oklahoma Department of Mental Health and Substance Abuse Services

Counts of Admitted Clients Served by Funding Source for Each Agency During FY2001

HELP-IN-CRISIS, INC.

	Total	Funding Source					
		Mental Health	Substance Abuse	Domestic Violence	Residential Care	Medicaid	Other
Total							
Unduplicated Count	350	0	0	301	0	0	124
Sex							
Female	291	0	0	242	0	0	123
Male	59	0	0	59	0	0	1
Age							
0-04	52	0	0	52	0	0	2
05-17	87	0	0	81	0	0	10
18-20	21	0	0	15	0	0	11
21-24	33	0	0	28	0	0	14
25-34	78	0	0	61	0	0	44
35-44	63	0	0	52	0	0	36
45-54	11	0	0	10	0	0	4
55-64	5	0	0	2	0	0	3
Race							
White	148	0	0	120	0	0	62
Black	10	0	0	9	0	0	2
Native American	100	0	0	88	0	0	34
Hispanic	14	0	0	14	0	0	3
Asian	6	0	0	6	0	0	1
Two or More Races	72	0	0	64	0	0	22
Presenting Problem/Diagnosis							
Alcohol Abuse	1	0	0	1	0	0	1
Mood Disorder	1	0	0	0	0	0	1
Social Conditions	344	0	0	297	0	0	120
Substance Related	4	0	0	3	0	0	2
County of Residence							
Adair	78	0	0	69	0	0	36
Cherokee	162	0	0	157	0	0	29
Custer	1	0	0	1	0	0	0
Delaware	1	0	0	1	0	0	0
Muskogee	10	0	0	9	0	0	2
Oklahoma	1	0	0	1	0	0	0
Okmulgee	3	0	0	3	0	0	0
Rogers	1	0	0	1	0	0	0
Sequoyah	35	0	0	21	0	0	23
Tillman	1	0	0	1	0	0	0
Tulsa	4	0	0	1	0	0	3
Wagoner	40	0	0	23	0	0	29
Woodward	1	0	0	1	0	0	1
Out of State/Unknown	12	0	0	12	0	0	1
Other Indicators							
Any Alcohol/Drug Problem	47	0	0	41	0	0	22
Custody of DHS	3	0	0	3	0	0	0
Custody of DOC	1	0	0	1	0	0	1
Homeless	227	0	0	220	0	0	65
Indigent	336	0	0	292	0	0	115
SMI (If ever)	53	0	0	41	0	0	31

Notes: Information in this table is based on data reported to DMHSAS as of 01/01/2002. The same client may be counted in more than one category, e.g., clients can receive services under more than one contract source, in more than one "County of Residence," or may have multiple "Other Indicators." Please see Definition page for other considerations.

Oklahoma Department of Mental Health and Substance Abuse Services

Counts of Admitted Clients Served by Funding Source for Each Agency During FY2001

HIGH CEDAR RESIDENTIAL CARE

	Total	Funding Source					
		Mental Health	Substance Abuse	Domestic Violence	Residential Care	Medicaid	Other
Total							
Unduplicated Count	24	0	0	0	24	0	0
Sex							
Female	7	0	0	0	7	0	0
Male	17	0	0	0	17	0	0
Age							
25-34	1	0	0	0	1	0	0
35-44	5	0	0	0	5	0	0
45-54	10	0	0	0	10	0	0
55-64	8	0	0	0	8	0	0
Race							
White	22	0	0	0	22	0	0
Native American	1	0	0	0	1	0	0
Two or More Races	1	0	0	0	1	0	0
Presenting Problem/Diagnosis							
Developmental Disorder	2	0	0	0	2	0	0
Mood Disorder	16	0	0	0	16	0	0
Other Psychotic	2	0	0	0	2	0	0
Social Conditions	3	0	0	0	3	0	0
Substance Related	1	0	0	0	1	0	0
County of Residence							
Canadian	1	0	0	0	1	0	0
Cleveland	15	0	0	0	15	0	0
Craig	1	0	0	0	1	0	0
Noble	5	0	0	0	5	0	0
Seminole	1	0	0	0	1	0	0
Wagoner	1	0	0	0	1	0	0
Other Indicators							
Any Alcohol/Drug Problem	7	0	0	0	7	0	0
Indigent	23	0	0	0	23	0	0
SMI (If ever)	24	0	0	0	24	0	0

Notes: Information in this table is based on data reported to DMHSAS as of 01/01/2002. The same client may be counted in more than one category, e.g., clients can receive services under more than one contract source, in more than one "County of Residence," or may have multiple "Other Indicators." Please see Definition page for other considerations.

Oklahoma Department of Mental Health and Substance Abuse Services

Counts of Admitted Clients Served by Funding Source for Each Agency During FY2001

HOMINY HEALTH SRVCS CTR INC.

	Total	Funding Source					
		Mental Health	Substance Abuse	Domestic Violence	Residential Care	Medicaid	Other
Total							
Unduplicated Count	173	31	161	0	0	0	0
Sex							
Female	87	17	82	0	0	0	0
Male	86	14	79	0	0	0	0
Age							
05-17	57	11	53	0	0	0	0
18-20	18	0	18	0	0	0	0
21-24	8	2	7	0	0	0	0
25-34	27	5	26	0	0	0	0
35-44	32	5	29	0	0	0	0
45-54	20	4	20	0	0	0	0
55-64	9	3	7	0	0	0	0
65-74	2	1	1	0	0	0	0
Race							
White	116	27	104	0	0	0	0
Black	2	0	2	0	0	0	0
Native American	34	3	34	0	0	0	0
Hispanic	1	0	1	0	0	0	0
Two or More Races	20	1	20	0	0	0	0
Presenting Problem/Diagnosis							
Alcohol Abuse	52	2	52	0	0	0	0
Developmental Disorder	6	5	3	0	0	0	0
Mood Disorder	25	11	19	0	0	0	0
Other Non-Psychotic	9	5	9	0	0	0	0
Personality Disorder	3	1	2	0	0	0	0
Schizophrenia	2	2	0	0	0	0	0
Social Conditions	22	2	22	0	0	0	0
Substance Related	54	3	54	0	0	0	0
County of Residence							
Osage	139	20	133	0	0	0	0
Pawnee	31	11	25	0	0	0	0
Tulsa	3	0	3	0	0	0	0
Other Indicators							
Any Alcohol/Drug Problem	122	7	122	0	0	0	0
Custody of DHS	2	0	2	0	0	0	0
Custody of DOC	1	0	1	0	0	0	0
Dual Diagnosis	8	0	8	0	0	0	0
Homeless	1	0	1	0	0	0	0
Indigent	167	31	155	0	0	0	0
SED (6-17)	6	3	5	0	0	0	0
SMI (If ever)	23	6	20	0	0	0	0

Notes: Information in this table is based on data reported to DMHSAS as of 01/01/2002. The same client may be counted in more than one category, e.g., clients can receive services under more than one contract source, in more than one "County of Residence," or may have multiple "Other Indicators." Please see Definition page for other considerations.

Oklahoma Department of Mental Health and Substance Abuse Services

Counts of Admitted Clients Served by Funding Source for Each Agency During FY2001

HOPE COMMUNITY SERVICES, INC.

	Total	Funding Source					
		Mental Health	Substance Abuse	Domestic Violence	Residential Care	Medicaid	Other
Total							
Unduplicated Count	1,045	933	0	0	0	238	86
Sex							
Female	598	526	0	0	0	145	45
Male	447	407	0	0	0	93	41
Age							
05-17	69	61	0	0	0	13	11
18-20	37	35	0	0	0	6	1
21-24	69	67	0	0	0	5	4
25-34	218	202	0	0	0	50	16
35-44	294	267	0	0	0	49	20
45-54	235	207	0	0	0	70	20
55-64	87	70	0	0	0	28	11
65-74	30	21	0	0	0	12	2
75-84	6	3	0	0	0	5	1
Race							
White	837	738	0	0	0	203	74
Black	128	119	0	0	0	21	8
Native American	39	37	0	0	0	5	1
Hispanic	22	22	0	0	0	4	1
Asian	9	8	0	0	0	2	2
Two or More Races	10	9	0	0	0	3	0
Presenting Problem/Diagnosis							
Alcohol Abuse	1	1	0	0	0	0	0
Developmental Disorder	47	42	0	0	0	10	9
Mood Disorder	496	469	0	0	0	72	29
Non Alcohol/Drug Related	6	4	0	0	0	3	0
Other Non-Psychotic	88	77	0	0	0	20	3
Other Psychotic	190	173	0	0	0	47	20
Personality Disorder	1	1	0	0	0	1	0
Schizophrenia	208	159	0	0	0	84	25
Substance Related	8	7	0	0	0	1	0
County of Residence							
Cleveland	1	1	0	0	0	0	0
Creek	1	0	0	0	0	1	0
Kingfisher	1	1	0	0	0	0	0
Murray	1	1	0	0	0	0	0
Oklahoma	1,040	929	0	0	0	237	86
Pawnee	1	1	0	0	0	0	0
Other Indicators							
Any Alcohol/Drug Problem	400	359	0	0	0	97	33
Custody of DHS	10	9	0	0	0	0	4
Custody of DOC	8	8	0	0	0	1	1
Custody of OJA	1	1	0	0	0	0	0
Deaf and Hearing Impaired	8	6	0	0	0	4	0
Dual Diagnosis	167	148	0	0	0	33	9
Homeless	120	116	0	0	0	17	4
Indigent	1,033	926	0	0	0	234	84
SED (6-17)	48	44	0	0	0	6	9
SMI (If ever)	933	833	0	0	0	220	74

Notes: Information in this table is based on data reported to DMHSAS as of 01/01/2002. The same client may be counted in more than one category, e.g., clients can receive services under more than one contract source, in more than one "County of Residence," or may have multiple "Other Indicators." Please see Definition page for other considerations.

Oklahoma Department of Mental Health and Substance Abuse Services

Counts of Admitted Clients Served by Funding Source for Each Agency During FY2001

HOUSE OF HOPE, INC.

	Total	Funding Source					
		Mental Health	Substance Abuse	Domestic Violence	Residential Care	Medicaid	Other
Total							
Unduplicated Count	185	0	185	0	0	0	0
Sex							
Female	20	0	20	0	0	0	0
Male	165	0	165	0	0	0	0
Age							
05-17	46	0	46	0	0	0	0
18-20	14	0	14	0	0	0	0
21-24	15	0	15	0	0	0	0
25-34	54	0	54	0	0	0	0
35-44	38	0	38	0	0	0	0
45-54	15	0	15	0	0	0	0
55-64	3	0	3	0	0	0	0
Race							
White	152	0	152	0	0	0	0
Black	9	0	9	0	0	0	0
Native American	21	0	21	0	0	0	0
Hispanic	1	0	1	0	0	0	0
Asian	2	0	2	0	0	0	0
Presenting Problem/Diagnosis							
Alcohol Abuse	87	0	87	0	0	0	0
Substance Related	98	0	98	0	0	0	0
County of Residence							
Adair	2	0	2	0	0	0	0
Canadian	1	0	1	0	0	0	0
Cherokee	3	0	3	0	0	0	0
Craig	4	0	4	0	0	0	0
Creek	2	0	2	0	0	0	0
Delaware	41	0	41	0	0	0	0
Garvin	1	0	1	0	0	0	0
Haskell	1	0	1	0	0	0	0
Kay	3	0	3	0	0	0	0
Lincoln	1	0	1	0	0	0	0
Marshall	1	0	1	0	0	0	0
Mayes	1	0	1	0	0	0	0
McCurtain	1	0	1	0	0	0	0
McIntosh	2	0	2	0	0	0	0
Muskogee	13	0	13	0	0	0	0
Nowata	7	0	7	0	0	0	0
Oklahoma	6	0	6	0	0	0	0
Okmulgee	1	0	1	0	0	0	0
Osage	2	0	2	0	0	0	0
Ottawa	49	0	49	0	0	0	0
Pawnee	3	0	3	0	0	0	0
Pittsburgh	2	0	2	0	0	0	0
Pottawatomie	1	0	1	0	0	0	0
Rogers	3	0	3	0	0	0	0
Sequoyah	1	0	1	0	0	0	0
Tulsa	25	0	25	0	0	0	0
Wagoner	2	0	2	0	0	0	0

Notes: Information in this table is based on data reported to DMHSAS as of 01/01/2002. The same client may be counted in more than one category, e.g., clients can receive services under more than one contract source, in more than one "County of Residence," or may have multiple "Other Indicators." Please see Definition page for other considerations.

Oklahoma Department of Mental Health and Substance Abuse Services

Counts of Admitted Clients Served by Funding Source for Each Agency During FY2001

HOUSE OF HOPE, INC.

	Total	Funding Source					
		Mental Health	Substance Abuse	Domestic Violence	Residential Care	Medicaid	Other
Washington	6	0	6	0	0	0	0
Other Indicators							
Any Alcohol/Drug Problem	185	0	185	0	0	0	0
Custody of DOC	4	0	4	0	0	0	0
Homeless	6	0	6	0	0	0	0
Indigent	182	0	182	0	0	0	0
SMI (If ever)	29	0	29	0	0	0	0

Notes: Information in this table is based on data reported to DMHSAS as of 01/01/2002. The same client may be counted in more than one category, e.g., clients can receive services under more than one contract source, in more than one "County of Residence," or may have multiple "Other Indicators." Please see Definition page for other considerations.

Oklahoma Department of Mental Health and Substance Abuse Services

Counts of Admitted Clients Served by Funding Source for Each Agency During FY2001

HUMAN SKILLS & RESOURCES

		Funding Source						
		Total	Mental Health	Substance Abuse	Domestic Violence	Residential Care	Medicaid Other	
Total	Unduplicated Count	12	0	12	0	0	0	0
Sex	Female	2	0	2	0	0	0	0
	Male	10	0	10	0	0	0	0
Age	21-24	1	0	1	0	0	0	0
	25-34	3	0	3	0	0	0	0
	35-44	5	0	5	0	0	0	0
	45-54	3	0	3	0	0	0	0
Race	White	11	0	11	0	0	0	0
	Native American	1	0	1	0	0	0	0
Presenting Problem/Diagnosis	Alcohol Abuse	8	0	8	0	0	0	0
	Substance Related	4	0	4	0	0	0	0
County of Residence	Rogers	10	0	10	0	0	0	0
	Tulsa	2	0	2	0	0	0	0
Other Indicators	Any Alcohol/Drug Problem	12	0	12	0	0	0	0
	Indigent	8	0	8	0	0	0	0
	SMI (If ever)	2	0	2	0	0	0	0

Notes: Information in this table is based on data reported to DMHSAS as of 01/01/2002. The same client may be counted in more than one category, e.g., clients can receive services under more than one contract source, in more than one "County of Residence," or may have multiple "Other Indicators." Please see Definition page for other considerations.

Oklahoma Department of Mental Health and Substance Abuse Services

Counts of Admitted Clients Served by Funding Source for Each Agency During FY2001

INDIAN HEALTH CARE RESOURCE CENTER

	Total	Funding Source					
		Mental Health	Substance Abuse	Domestic Violence	Residential Care	Medicaid	Other
Total							
Unduplicated Count	291	0	291	0	0	0	0
Sex							
Female	157	0	157	0	0	0	0
Male	134	0	134	0	0	0	0
Age							
05-17	9	0	9	0	0	0	0
18-20	22	0	22	0	0	0	0
21-24	46	0	46	0	0	0	0
25-34	91	0	91	0	0	0	0
35-44	82	0	82	0	0	0	0
45-54	36	0	36	0	0	0	0
55-64	5	0	5	0	0	0	0
Race							
White	66	0	66	0	0	0	0
Black	17	0	17	0	0	0	0
Native American	121	0	121	0	0	0	0
Hispanic	2	0	2	0	0	0	0
Two or More Races	85	0	85	0	0	0	0
Presenting Problem/Diagnosis							
Alcohol Abuse	102	0	102	0	0	0	0
Mood Disorder	2	0	2	0	0	0	0
Social Conditions	25	0	25	0	0	0	0
Substance Related	162	0	162	0	0	0	0
County of Residence							
Creek	2	0	2	0	0	0	0
Mayes	2	0	2	0	0	0	0
Pawnee	1	0	1	0	0	0	0
Tulsa	282	0	282	0	0	0	0
Wagoner	4	0	4	0	0	0	0
Other Indicators							
Any Alcohol/Drug Problem	267	0	267	0	0	0	0
Custody of DHS	2	0	2	0	0	0	0
Custody of DOC	2	0	2	0	0	0	0
Homeless	3	0	3	0	0	0	0
Indigent	285	0	285	0	0	0	0
SMI (If ever)	40	0	40	0	0	0	0

Notes: Information in this table is based on data reported to DMHSAS as of 01/01/2002. The same client may be counted in more than one category, e.g., clients can receive services under more than one contract source, in more than one "County of Residence," or may have multiple "Other Indicators." Please see Definition page for other considerations.

Oklahoma Department of Mental Health and Substance Abuse Services

Counts of Admitted Clients Served by Funding Source for Each Agency During FY2001

JIM TALIAFERRO CMHC

	Total	Funding Source					
		Mental Health	Substance Abuse	Domestic Violence	Residential Care	Medicaid	Other
Total							
Unduplicated Count	3,010	1,059	0	0	0	945	2,254
Sex							
Female	1,573	498	0	0	0	580	1,208
Male	1,437	561	0	0	0	365	1,046
Age							
0-04	45	8	0	0	0	34	31
05-17	465	51	0	0	0	317	304
18-20	169	73	0	0	0	37	133
21-24	233	123	0	0	0	45	162
25-34	643	273	0	0	0	163	468
35-44	786	332	0	0	0	181	604
45-54	439	145	0	0	0	120	343
55-64	170	49	0	0	0	42	151
65-74	46	4	0	0	0	4	45
75-84	13	1	0	0	0	2	12
85+	1	0	0	0	0	0	1
Race							
White	2,067	772	0	0	0	570	1,560
Black	532	146	0	0	0	221	391
Native American	226	94	0	0	0	80	162
Hispanic	93	28	0	0	0	32	73
Asian	36	8	0	0	0	11	29
Two or More Races	56	11	0	0	0	31	39
Presenting Problem/Diagnosis							
Alcohol Abuse	293	117	0	0	0	84	231
Developmental Disorder	164	22	0	0	0	115	95
Mood Disorder	1,015	406	0	0	0	217	785
Non Alcohol/Drug Related	16	5	0	0	0	5	12
Other Non-Psychotic	524	142	0	0	0	205	366
Other Psychotic	316	119	0	0	0	101	240
Schizophrenia	281	54	0	0	0	119	242
Social Conditions	34	15	0	0	0	10	20
Substance Related	367	179	0	0	0	89	263
County of Residence							
Adair	1	0	0	0	0	0	1
Beckham	1	1	0	0	0	0	0
Blaine	1	0	0	0	0	0	1
Bryan	2	1	0	0	0	0	1
Caddo	248	77	0	0	0	90	188
Carter	2	0	0	0	0	0	2
Cleveland	3	2	0	0	0	1	2
Comanche	1,864	623	0	0	0	641	1,435
Cotton	50	21	0	0	0	13	33
Delaware	1	0	0	0	0	1	0
Garfield	1	1	0	0	0	0	0
Garvin	3	2	0	0	0	0	3
Grady	55	24	0	0	0	7	29
Greer	14	10	0	0	0	1	10
Harmon	25	7	0	0	0	6	20

Notes: Information in this table is based on data reported to DMHSAS as of 01/01/2002. The same client may be counted in more than one category, e.g., clients can receive services under more than one contract source, in more than one "County of Residence," or may have multiple "Other Indicators." Please see Definition page for other considerations.

Oklahoma Department of Mental Health and Substance Abuse Services

Counts of Admitted Clients Served by Funding Source for Each Agency During FY2001

JIM TALIAFERRO CMHC

	Funding Source						
	Total	Mental Health	Substance Abuse	Domestic Violence	Residential Care	Medicaid	Other
Jackson	237	77	0	0	0	74	167
Jefferson	29	13	0	0	0	2	24
Kiowa	33	11	0	0	0	13	25
McClain	1	1	0	0	0	0	0
Okfuskee	1	1	0	0	0	0	1
Oklahoma	2	2	0	0	0	0	1
Payne	1	1	0	0	0	1	1
Pontotoc	1	0	0	0	0	0	1
Pottawatomie	1	0	0	0	0	0	1
Pushmataha	1	1	0	0	0	0	0
Seminole	1	0	0	0	0	0	1
Stephens	363	149	0	0	0	87	254
Tillman	51	30	0	0	0	8	39
Tulsa	1	0	0	0	0	0	1
Out of State/Unknown	16	4	0	0	0	0	13
Other Indicators							
Any Alcohol/Drug Problem	927	405	0	0	0	229	683
Custody of DHS	85	7	0	0	0	82	46
Custody of DOC	17	7	0	0	0	2	13
Custody of OJA	22	2	0	0	0	16	13
Deaf and Hearing Impaired	10	1	0	0	0	2	9
Dual Diagnosis	144	58	0	0	0	41	115
Homeless	24	11	0	0	0	4	18
Indigent	2,698	999	0	0	0	918	1,974
SED (6-17)	285	24	0	0	0	189	182
SMI (If ever)	1,083	369	0	0	0	349	862

Notes: Information in this table is based on data reported to DMHSAS as of 01/01/2002. The same client may be counted in more than one category, e.g., clients can receive services under more than one contract source, in more than one "County of Residence," or may have multiple "Other Indicators." Please see Definition page for other considerations.

Oklahoma Department of Mental Health and Substance Abuse Services

Counts of Admitted Clients Served by Funding Source for Each Agency During FY2001

KIAMICHI COUNCIL ON ALCOHOLISM

		Funding Source						
		Total	Mental Health	Substance Abuse	Domestic Violence	Residential Care	Medicaid Other	
Total	Unduplicated Count	461	0	461	0	0	0	0
Sex	Female	171	0	171	0	0	0	0
	Male	290	0	290	0	0	0	0
Age	05-17	40	0	40	0	0	0	0
	18-20	48	0	48	0	0	0	0
	21-24	68	0	68	0	0	0	0
	25-34	125	0	125	0	0	0	0
	35-44	125	0	125	0	0	0	0
	45-54	37	0	37	0	0	0	0
	55-64	13	0	13	0	0	0	0
	65-74	4	0	4	0	0	0	0
	75-84	1	0	1	0	0	0	0
Race	White	334	0	334	0	0	0	0
	Black	44	0	44	0	0	0	0
	Native American	75	0	75	0	0	0	0
	Hispanic	7	0	7	0	0	0	0
	Two or More Races	1	0	1	0	0	0	0
Presenting Problem/Diagnosis	Alcohol Abuse	167	0	167	0	0	0	0
	Social Conditions	15	0	15	0	0	0	0
	Substance Related	279	0	279	0	0	0	0
County of Residence	Bryan	134	0	134	0	0	0	0
	Carter	1	0	1	0	0	0	0
	Choctaw	115	0	115	0	0	0	0
	Cleveland	1	0	1	0	0	0	0
	Johnston	4	0	4	0	0	0	0
	Marshall	23	0	23	0	0	0	0
	McCurtain	179	0	179	0	0	0	0
	Pushmataha	2	0	2	0	0	0	0
	Out of State/Unknown	2	0	2	0	0	0	0
Other Indicators	Any Alcohol/Drug Problem	450	0	450	0	0	0	0
	Custody of DHS	3	0	3	0	0	0	0
	Custody of DOC	142	0	142	0	0	0	0
	Custody of OJA	5	0	5	0	0	0	0
	Indigent	453	0	453	0	0	0	0
	SMI (If ever)	28	0	28	0	0	0	0

Notes: Information in this table is based on data reported to DMHSAS as of 01/01/2002. The same client may be counted in more than one category, e.g., clients can receive services under more than one contract source, in more than one "County of Residence," or may have multiple "Other Indicators." Please see Definition page for other considerations.

Oklahoma Department of Mental Health and Substance Abuse Services

Counts of Admitted Clients Served by Funding Source for Each Agency During FY2001

LAKE FRANCIS RETIREMENT CENTER

	Total	Funding Source					
		Mental Health	Substance Abuse	Domestic Violence	Residential Care	Medicaid	Other
Total							
Unduplicated Count	53	0	0	0	53	0	0
Sex							
Female	31	0	0	0	31	0	0
Male	22	0	0	0	22	0	0
Age							
25-34	7	0	0	0	7	0	0
35-44	8	0	0	0	8	0	0
45-54	16	0	0	0	16	0	0
55-64	12	0	0	0	12	0	0
65-74	9	0	0	0	9	0	0
85+	1	0	0	0	1	0	0
Race							
White	45	0	0	0	45	0	0
Black	1	0	0	0	1	0	0
Native American	5	0	0	0	5	0	0
Two or More Races	2	0	0	0	2	0	0
Presenting Problem/Diagnosis							
Other Psychotic	52	0	0	0	52	0	0
Deferred/No Diagnosis	1	0	0	0	1	0	0
County of Residence							
Adair	33	0	0	0	33	0	0
Cherokee	20	0	0	0	20	0	0
Other Indicators							
Custody of DHS	1	0	0	0	1	0	0
Custody of DOC	1	0	0	0	1	0	0
Custody of OJA	1	0	0	0	1	0	0
Indigent	52	0	0	0	52	0	0
SMI (If ever)	53	0	0	0	53	0	0

Notes: Information in this table is based on data reported to DMHSAS as of 01/01/2002. The same client may be counted in more than one category, e.g., clients can receive services under more than one contract source, in more than one "County of Residence," or may have multiple "Other Indicators." Please see Definition page for other considerations.

Oklahoma Department of Mental Health and Substance Abuse Services

Counts of Admitted Clients Served by Funding Source for Each Agency During FY2001

LARI'S RES CARE

	Total	Funding Source					
		Mental Health	Substance Abuse	Domestic Violence	Residential Care	Medicaid	Other
Total							
Unduplicated Count	36	0	0	0	36	0	0
Sex							
Female	9	0	0	0	9	0	0
Male	27	0	0	0	27	0	0
Age							
21-24	1	0	0	0	1	0	0
25-34	5	0	0	0	5	0	0
35-44	13	0	0	0	13	0	0
45-54	14	0	0	0	14	0	0
55-64	1	0	0	0	1	0	0
75-84	2	0	0	0	2	0	0
Race							
White	33	0	0	0	33	0	0
Black	1	0	0	0	1	0	0
Two or More Races	2	0	0	0	2	0	0
Presenting Problem/Diagnosis							
Developmental Disorder	1	0	0	0	1	0	0
Other Psychotic	35	0	0	0	35	0	0
County of Residence							
Mayes	36	0	0	0	36	0	0
Other Indicators							
Indigent	35	0	0	0	35	0	0
SMI (If ever)	36	0	0	0	36	0	0

Notes: Information in this table is based on data reported to DMHSAS as of 01/01/2002. The same client may be counted in more than one category, e.g., clients can receive services under more than one contract source, in more than one "County of Residence," or may have multiple "Other Indicators." Please see Definition page for other considerations.

Oklahoma Department of Mental Health and Substance Abuse Services

Counts of Admitted Clients Served by Funding Source for Each Agency During FY2001

LASTSTOP

	Total	Funding Source					
		Mental Health	Substance Abuse	Domestic Violence	Residential Care	Medicaid	Other
Total							
Unduplicated Count	242	0	242	0	0	0	0
Sex							
Male	242	0	242	0	0	0	0
Age							
18-20	3	0	3	0	0	0	0
21-24	12	0	12	0	0	0	0
25-34	68	0	68	0	0	0	0
35-44	95	0	95	0	0	0	0
45-54	48	0	48	0	0	0	0
55-64	13	0	13	0	0	0	0
65-74	3	0	3	0	0	0	0
Race							
White	129	0	129	0	0	0	0
Black	43	0	43	0	0	0	0
Native American	31	0	31	0	0	0	0
Hispanic	2	0	2	0	0	0	0
Two or More Races	37	0	37	0	0	0	0
Presenting Problem/Diagnosis							
Alcohol Abuse	106	0	106	0	0	0	0
Substance Related	136	0	136	0	0	0	0
County of Residence							
Beaver	1	0	1	0	0	0	0
Bryan	3	0	3	0	0	0	0
Caddo	4	0	4	0	0	0	0
Canadian	3	0	3	0	0	0	0
Cherokee	4	0	4	0	0	0	0
Cleveland	2	0	2	0	0	0	0
Comanche	2	0	2	0	0	0	0
Craig	4	0	4	0	0	0	0
Creek	9	0	9	0	0	0	0
Custer	1	0	1	0	0	0	0
Delaware	1	0	1	0	0	0	0
Garfield	1	0	1	0	0	0	0
Garvin	1	0	1	0	0	0	0
Hughes	1	0	1	0	0	0	0
Jackson	1	0	1	0	0	0	0
Jefferson	1	0	1	0	0	0	0
Kay	1	0	1	0	0	0	0
Lincoln	2	0	2	0	0	0	0
Logan	1	0	1	0	0	0	0
Mayes	1	0	1	0	0	0	0
Muskogee	5	0	5	0	0	0	0
Nowata	1	0	1	0	0	0	0
Oklahoma	20	0	20	0	0	0	0
Okmulgee	4	0	4	0	0	0	0
Osage	3	0	3	0	0	0	0
Ottawa	1	0	1	0	0	0	0
Pawnee	1	0	1	0	0	0	0
Payne	1	0	1	0	0	0	0

Notes: Information in this table is based on data reported to DMHSAS as of 01/01/2002. The same client may be counted in more than one category, e.g., clients can receive services under more than one contract source, in more than one "County of Residence," or may have multiple "Other Indicators." Please see Definition page for other considerations.

Oklahoma Department of Mental Health and Substance Abuse Services

Counts of Admitted Clients Served by Funding Source for Each Agency During FY2001

LASTSTOP

	Total	Funding Source					
		Mental Health	Substance Abuse	Domestic Violence	Residential Care	Medicaid	Other
Pittsburgh	2	0	2	0	0	0	0
Pottawatomie	2	0	2	0	0	0	0
Rogers	13	0	13	0	0	0	0
Sequoyah	4	0	4	0	0	0	0
Stephens	8	0	8	0	0	0	0
Tulsa	113	0	113	0	0	0	0
Wagoner	6	0	6	0	0	0	0
Washington	5	0	5	0	0	0	0
Out of State/Unknown	9	0	9	0	0	0	0
Other Indicators							
Any Alcohol/Drug Problem	242	0	242	0	0	0	0
Custody of DOC	242	0	242	0	0	0	0
Indigent	153	0	153	0	0	0	0
SMI (If ever)	22	0	22	0	0	0	0

Notes: Information in this table is based on data reported to DMHSAS as of 01/01/2002. The same client may be counted in more than one category, e.g., clients can receive services under more than one contract source, in more than one "County of Residence," or may have multiple "Other Indicators." Please see Definition page for other considerations.

Oklahoma Department of Mental Health and Substance Abuse Services

Counts of Admitted Clients Served by Funding Source for Each Agency During FY2001

LATINO COMMUNITY DEV. AGENCY

		Funding Source						
		Total	Mental Health	Substance Abuse	Domestic Violence	Residential Care	Medicaid Other	
Total	Unduplicated Count	12	0	12	0	0	0	0
Sex	Female	1	0	1	0	0	0	0
	Male	11	0	11	0	0	0	0
Age	05-17	9	0	9	0	0	0	0
	18-20	2	0	2	0	0	0	0
	25-34	1	0	1	0	0	0	0
Race	Hispanic	12	0	12	0	0	0	0
Presenting Problem/Diagnosis	Alcohol Abuse	1	0	1	0	0	0	0
	Mood Disorder	1	0	1	0	0	0	0
	Non Alcohol/Drug Related	1	0	1	0	0	0	0
	Other Non-Psychotic	5	0	5	0	0	0	0
	Substance Related	4	0	4	0	0	0	0
County of Residence	Oklahoma	12	0	12	0	0	0	0
Other Indicators	Any Alcohol/Drug Problem	11	0	11	0	0	0	0
	Custody of DOC	1	0	1	0	0	0	0
	Custody of OJA	8	0	8	0	0	0	0
	Dual Diagnosis	2	0	2	0	0	0	0
	Indigent	12	0	12	0	0	0	0
	SED (6-17)	3	0	3	0	0	0	0

Notes: Information in this table is based on data reported to DMHSAS as of 01/01/2002. The same client may be counted in more than one category, e.g., clients can receive services under more than one contract source, in more than one "County of Residence," or may have multiple "Other Indicators." Please see Definition page for other considerations.

Oklahoma Department of Mental Health and Substance Abuse Services

Counts of Admitted Clients Served by Funding Source for Each Agency During FY2001

LEFLORE COUNTY YOUTH & FAMILY SERVICES, INC.

	Total	Funding Source					
		Mental Health	Substance Abuse	Domestic Violence	Residential Care	Medicaid	Other
Total							
Unduplicated Count	194	0	194	0	0	0	0
Sex							
Female	82	0	82	0	0	0	0
Male	112	0	112	0	0	0	0
Age							
05-17	174	0	174	0	0	0	0
18-20	17	0	17	0	0	0	0
21-24	2	0	2	0	0	0	0
25-34	1	0	1	0	0	0	0
Race							
White	174	0	174	0	0	0	0
Black	3	0	3	0	0	0	0
Native American	9	0	9	0	0	0	0
Asian	1	0	1	0	0	0	0
Two or More Races	7	0	7	0	0	0	0
Presenting Problem/Diagnosis							
Substance Related	194	0	194	0	0	0	0
County of Residence							
Beaver	1	0	1	0	0	0	0
Caddo	1	0	1	0	0	0	0
Comanche	1	0	1	0	0	0	0
Craig	9	0	9	0	0	0	0
Haskell	10	0	10	0	0	0	0
LeFlore	111	0	111	0	0	0	0
Logan	14	0	14	0	0	0	0
McCurtain	8	0	8	0	0	0	0
Rogers	9	0	9	0	0	0	0
Tulsa	30	0	30	0	0	0	0
Other Indicators							
Any Alcohol/Drug Problem	194	0	194	0	0	0	0
Deaf and Hearing Impaired	1	0	1	0	0	0	0
Indigent	194	0	194	0	0	0	0

Notes: Information in this table is based on data reported to DMHSAS as of 01/01/2002. The same client may be counted in more than one category, e.g., clients can receive services under more than one contract source, in more than one "County of Residence," or may have multiple "Other Indicators." Please see Definition page for other considerations.

Oklahoma Department of Mental Health and Substance Abuse Services

Counts of Admitted Clients Served by Funding Source for Each Agency During FY2001

LIFE IMPROVEMENT CENTER

		Funding Source						
		Total	Mental Health	Substance Abuse	Domestic Violence	Residential Care	Medicaid	Other
Total	Unduplicated Count	433	0	433	0	0	0	0
Sex	Female	185	0	185	0	0	0	0
	Male	248	0	248	0	0	0	0
Age	18-20	5	0	5	0	0	0	0
	21-24	14	0	14	0	0	0	0
	25-34	64	0	64	0	0	0	0
	35-44	171	0	171	0	0	0	0
	45-54	157	0	157	0	0	0	0
	55-64	19	0	19	0	0	0	0
	65-74	3	0	3	0	0	0	0
Race	White	374	0	374	0	0	0	0
	Black	16	0	16	0	0	0	0
	Native American	29	0	29	0	0	0	0
	Hispanic	3	0	3	0	0	0	0
	Asian	1	0	1	0	0	0	0
	Two or More Races	10	0	10	0	0	0	0
Presenting Problem/Diagnosis	Social Conditions	1	0	1	0	0	0	0
	Substance Related	432	0	432	0	0	0	0
County of Residence	Adair	2	0	2	0	0	0	0
	Canadian	2	0	2	0	0	0	0
	Cherokee	2	0	2	0	0	0	0
	Cleveland	5	0	5	0	0	0	0
	Comanche	1	0	1	0	0	0	0
	Craig	1	0	1	0	0	0	0
	Creek	1	0	1	0	0	0	0
	Delaware	1	0	1	0	0	0	0
	Garvin	1	0	1	0	0	0	0
	Grady	1	0	1	0	0	0	0
	Haskell	1	0	1	0	0	0	0
	Hughes	3	0	3	0	0	0	0
	Logan	1	0	1	0	0	0	0
	Mayes	2	0	2	0	0	0	0
	McClain	1	0	1	0	0	0	0
	McIntosh	1	0	1	0	0	0	0
	Muskogee	3	0	3	0	0	0	0
	Nowata	1	0	1	0	0	0	0
	Oklahoma	173	0	173	0	0	0	0
	Osage	1	0	1	0	0	0	0
	Pawnee	2	0	2	0	0	0	0
	Pottawatomie	2	0	2	0	0	0	0
	Rogers	5	0	5	0	0	0	0
	Tulsa	202	0	202	0	0	0	0
	Wagoner	12	0	12	0	0	0	0
	Washington	1	0	1	0	0	0	0

Notes: Information in this table is based on data reported to DMHSAS as of 01/01/2002. The same client may be counted in more than one category, e.g., clients can receive services under more than one contract source, in more than one "County of Residence," or may have multiple "Other Indicators." Please see Definition page for other considerations.

Oklahoma Department of Mental Health and Substance Abuse Services

Counts of Admitted Clients Served by Funding Source for Each Agency During FY2001

LIFE IMPROVEMENT CENTER

	Total	Funding Source					
		Mental Health	Substance Abuse	Domestic Violence	Residential Care	Medicaid	Other
Washita	1	0	1	0	0	0	0
Woodward	1	0	1	0	0	0	0
Out of State/Unknown	3	0	3	0	0	0	0
Other Indicators							
Any Alcohol/Drug Problem	432	0	432	0	0	0	0
Custody of DHS	4	0	4	0	0	0	0
Custody of DOC	1	0	1	0	0	0	0
Deaf and Hearing Impaired	1	0	1	0	0	0	0
Homeless	3	0	3	0	0	0	0
Indigent	383	0	383	0	0	0	0
SMI (If ever)	61	0	61	0	0	0	0

Notes: Information in this table is based on data reported to DMHSAS as of 01/01/2002. The same client may be counted in more than one category, e.g., clients can receive services under more than one contract source, in more than one "County of Residence," or may have multiple "Other Indicators." Please see Definition page for other considerations.

Oklahoma Department of Mental Health and Substance Abuse Services

Counts of Admitted Clients Served by Funding Source for Each Agency During FY2001

LOGAN COUNTY YOUTH AND FAMILY SERVICES INC.

		Funding Source					
		Total	Mental Health	Substance Abuse	Domestic Violence	Residential Care	Medicaid Other
Total	Unduplicated Count	77	0	77	0	0	0
Sex	Female	36	0	36	0	0	0
	Male	41	0	41	0	0	0
Age	05-17	14	0	14	0	0	0
	18-20	7	0	7	0	0	0
	21-24	5	0	5	0	0	0
	25-34	20	0	20	0	0	0
	35-44	25	0	25	0	0	0
	45-54	5	0	5	0	0	0
	55-64	1	0	1	0	0	0
Race	White	66	0	66	0	0	0
	Black	5	0	5	0	0	0
	Hispanic	2	0	2	0	0	0
	Two or More Races	4	0	4	0	0	0
Presenting Problem/Diagnosis	Alcohol Abuse	22	0	22	0	0	0
	Social Conditions	7	0	7	0	0	0
	Substance Related	48	0	48	0	0	0
County of Residence	Kingfisher	1	0	1	0	0	0
	Logan	74	0	74	0	0	0
	Oklahoma	2	0	2	0	0	0
Other Indicators	Any Alcohol/Drug Problem	70	0	70	0	0	0
	Custody of DOC	1	0	1	0	0	0
	Indigent	75	0	75	0	0	0
	SMI (If ever)	8	0	8	0	0	0

Notes: Information in this table is based on data reported to DMHSAS as of 01/01/2002. The same client may be counted in more than one category, e.g., clients can receive services under more than one contract source, in more than one "County of Residence," or may have multiple "Other Indicators." Please see Definition page for other considerations.

Oklahoma Department of Mental Health and Substance Abuse Services

Counts of Admitted Clients Served by Funding Source for Each Agency During FY2001

MEADOW BROOK RESCARE

	Total	Funding Source					
		Mental Health	Substance Abuse	Domestic Violence	Residential Care	Medicaid	Other
Total							
Unduplicated Count	74	0	0	0	74	0	0
Sex							
Female	28	0	0	0	28	0	0
Male	46	0	0	0	46	0	0
Age							
18-20	9	0	0	0	9	0	0
21-24	3	0	0	0	3	0	0
25-34	13	0	0	0	13	0	0
35-44	23	0	0	0	23	0	0
45-54	15	0	0	0	15	0	0
55-64	8	0	0	0	8	0	0
65-74	1	0	0	0	1	0	0
75-84	2	0	0	0	2	0	0
Race							
White	64	0	0	0	64	0	0
Black	7	0	0	0	7	0	0
Native American	3	0	0	0	3	0	0
Presenting Problem/Diagnosis							
Alcohol Abuse	1	0	0	0	1	0	0
Mood Disorder	5	0	0	0	5	0	0
Other Psychotic	61	0	0	0	61	0	0
Social Conditions	1	0	0	0	1	0	0
Substance Related	6	0	0	0	6	0	0
County of Residence							
Atoka	1	0	0	0	1	0	0
Bryan	1	0	0	0	1	0	0
Cherokee	3	0	0	0	3	0	0
Comanche	1	0	0	0	1	0	0
Craig	2	0	0	0	2	0	0
Garfield	1	0	0	0	1	0	0
Grant	1	0	0	0	1	0	0
Haskell	7	0	0	0	7	0	0
LeFlore	23	0	0	0	23	0	0
Mayes	1	0	0	0	1	0	0
McCurtain	5	0	0	0	5	0	0
McIntosh	2	0	0	0	2	0	0
Muskogee	5	0	0	0	5	0	0
Okfuskee	1	0	0	0	1	0	0
Oklahoma	6	0	0	0	6	0	0
Okmulgee	1	0	0	0	1	0	0
Pontotoc	3	0	0	0	3	0	0
Seminole	1	0	0	0	1	0	0
Sequoyah	2	0	0	0	2	0	0
Wagoner	2	0	0	0	2	0	0
Out of State/Unknown	5	0	0	0	5	0	0
Other Indicators							
Any Alcohol/Drug Problem	7	0	0	0	7	0	0
Deaf and Hearing Impaired	1	0	0	0	1	0	0
Homeless	15	0	0	0	15	0	0

Notes: Information in this table is based on data reported to DMHSAS as of 01/01/2002. The same client may be counted in more than one category, e.g., clients can receive services under more than one contract source, in more than one "County of Residence," or may have multiple "Other Indicators." Please see Definition page for other considerations.

Oklahoma Department of Mental Health and Substance Abuse Services

Counts of Admitted Clients Served by Funding Source for Each Agency During FY2001

MEADOW BROOK RESCARE

	Total	Funding Source					
		Mental Health	Substance Abuse	Domestic Violence	Residential Care	Medicaid	Other
Indigent	74	0	0	0	74	0	0
SMI (If ever)	73	0	0	0	73	0	0

Notes: Information in this table is based on data reported to DMHSAS as of 01/01/2002. The same client may be counted in more than one category, e.g., clients can receive services under more than one contract source, in more than one "County of Residence," or may have multiple "Other Indicators." Please see Definition page for other considerations.

Oklahoma Department of Mental Health and Substance Abuse Services

Counts of Admitted Clients Served by Funding Source for Each Agency During FY2001

MENTAL HEALTH SERVICES OF SOUTHERN OKLAHOMA

	Total	Funding Source					
		Mental Health	Substance Abuse	Domestic Violence	Residential Care	Medicaid	Other
Total							
Unduplicated Count	3,245	2,239	552	0	0	873	189
Sex							
Female	1,751	1,241	178	0	0	567	89
Male	1,494	998	374	0	0	306	100
Age							
0-04	32	26	0	0	0	0	15
05-17	288	211	4	0	0	3	113
18-20	177	146	49	0	0	3	11
21-24	246	179	67	0	0	35	6
25-34	680	471	157	0	0	175	10
35-44	867	575	180	0	0	270	7
45-54	578	389	77	0	0	222	12
55-64	259	167	14	0	0	115	4
65-74	88	55	4	0	0	37	10
75-84	28	20	0	0	0	11	1
85+	2	0	0	0	0	2	0
Race							
White	2,738	1,917	442	0	0	732	156
Black	166	86	30	0	0	68	12
Native American	202	132	57	0	0	50	5
Hispanic	40	33	10	0	0	2	1
Asian	6	2	0	0	0	4	2
Two or More Races	93	69	13	0	0	17	13
Presenting Problem/Diagnosis							
Alcohol Abuse	176	81	147	0	0	10	2
Developmental Disorder	131	91	5	0	0	6	53
Mood Disorder	1,411	1,113	104	0	0	373	55
Non Alcohol/Drug Related	36	16	1	0	0	23	0
Other Non-Psychotic	545	411	19	0	0	131	62
Other Psychotic	314	218	29	0	0	136	7
Personality Disorder	13	11	0	0	0	5	0
Schizophrenia	247	126	8	0	0	153	8
Social Conditions	90	73	0	0	0	18	2
Substance Related	282	99	239	0	0	18	0
County of Residence							
Adair	6	5	1	0	0	1	0
Alfalfa	1	1	0	0	0	0	0
Atoka	10	8	1	0	0	3	0
Beckham	2	1	0	0	0	1	0
Bryan	528	383	41	0	0	129	49
Caddo	1	1	0	0	0	0	0
Carter	444	304	97	0	0	112	30
Cherokee	1	0	1	0	0	0	0
Choctaw	11	4	7	0	0	0	0
Cleveland	13	2	11	0	0	0	0
Coal	14	12	2	0	0	2	1
Comanche	1	1	0	0	0	0	0
Cotton	1	0	1	0	0	0	0
Creek	2	0	2	0	0	0	0

Notes: Information in this table is based on data reported to DMHSAS as of 01/01/2002. The same client may be counted in more than one category, e.g., clients can receive services under more than one contract source, in more than one "County of Residence," or may have multiple "Other Indicators." Please see Definition page for other considerations.

Oklahoma Department of Mental Health and Substance Abuse Services

Counts of Admitted Clients Served by Funding Source for Each Agency During FY2001

MENTAL HEALTH SERVICES OF SOUTHERN OKLAHOMA

	Funding Source						
	Total	Mental Health	Substance Abuse	Domestic Violence	Residential Care	Medicaid	Other
Custer	1	0	1	0	0	0	0
Garvin	368	284	67	0	0	94	25
Grady	3	1	1	0	0	1	0
Grant	1	1	0	0	0	0	0
Greer	1	1	0	0	0	0	0
Harper	1	1	0	0	0	0	0
Hughes	21	5	14	0	0	4	0
Jefferson	10	3	7	0	0	1	0
Johnston	253	173	24	0	0	81	13
Kay	1	0	1	0	0	0	0
LeFlore	2	0	2	0	0	0	0
Love	87	62	17	0	0	19	5
Marshall	237	165	25	0	0	61	23
McClain	13	5	9	0	0	1	1
McCurtain	2	0	2	0	0	0	0
Murray	226	168	31	0	0	56	5
Noble	1	1	0	0	0	0	0
Oklahoma	5	2	3	0	0	0	0
Okmulgee	1	0	1	0	0	0	0
Pittsburgh	3	1	1	0	0	1	0
Pontotoc	608	413	101	0	0	196	19
Pottawatomie	11	10	2	0	0	2	0
Pushmataha	6	3	2	0	0	1	1
Roger Mills	1	1	0	0	0	0	0
Seminole	294	198	39	0	0	107	17
Sequoyah	1	1	0	0	0	0	0
Stephens	33	2	32	0	0	0	0
Washita	1	1	1	0	0	0	0
Woods	1	0	1	0	0	0	0
Out of State/Unknown	17	15	4	0	0	0	0
Other Indicators							
Any Alcohol/Drug Problem	1,124	703	544	0	0	193	27
Custody of DHS	10	6	0	0	0	0	7
Custody of DOC	32	29	10	0	0	1	0
Custody of OJA	3	3	0	0	0	0	2
Deaf and Hearing Impaired	10	8	3	0	0	4	0
Dual Diagnosis	194	145	73	0	0	53	8
Homeless	44	37	13	0	0	3	0
Indigent	3,186	2,190	542	0	0	871	183
SED (6-17)	52	43	0	0	0	0	20
SMI (If ever)	1,926	1,311	228	0	0	757	49

Notes: Information in this table is based on data reported to DMHSAS as of 01/01/2002. The same client may be counted in more than one category, e.g., clients can receive services under more than one contract source, in more than one "County of Residence," or may have multiple "Other Indicators." Please see Definition page for other considerations.

Oklahoma Department of Mental Health and Substance Abuse Services

Counts of Admitted Clients Served by Funding Source for Each Agency During FY2001

METRO TULSA SUBSTANCE ABUSE SERVICES

	Total	Funding Source					
		Mental Health	Substance Abuse	Domestic Violence	Residential Care	Medicaid	Other
Total							
Unduplicated Count	1,360	0	1,360	0	0	0	0
Sex							
Female	417	0	417	0	0	0	0
Male	943	0	943	0	0	0	0
Age							
05-17	85	0	85	0	0	0	0
18-20	115	0	115	0	0	0	0
21-24	127	0	127	0	0	0	0
25-34	388	0	388	0	0	0	0
35-44	434	0	434	0	0	0	0
45-54	179	0	179	0	0	0	0
55-64	28	0	28	0	0	0	0
65-74	4	0	4	0	0	0	0
Race							
White	738	0	738	0	0	0	0
Black	469	0	469	0	0	0	0
Native American	121	0	121	0	0	0	0
Hispanic	26	0	26	0	0	0	0
Asian	2	0	2	0	0	0	0
Two or More Races	4	0	4	0	0	0	0
Presenting Problem/Diagnosis							
Alcohol Abuse	498	0	498	0	0	0	0
Developmental Disorder	1	0	1	0	0	0	0
Social Conditions	16	0	16	0	0	0	0
Substance Related	844	0	844	0	0	0	0
Deferred/No Diagnosis	1	0	1	0	0	0	0
County of Residence							
Adair	7	0	7	0	0	0	0
Blaine	1	0	1	0	0	0	0
Cherokee	13	0	13	0	0	0	0
Comanche	1	0	1	0	0	0	0
Cotton	2	0	2	0	0	0	0
Craig	4	0	4	0	0	0	0
Creek	23	0	23	0	0	0	0
Custer	1	0	1	0	0	0	0
Delaware	7	0	7	0	0	0	0
Garfield	2	0	2	0	0	0	0
Garvin	2	0	2	0	0	0	0
Grady	1	0	1	0	0	0	0
Harmon	1	0	1	0	0	0	0
Haskell	2	0	2	0	0	0	0
Kay	4	0	4	0	0	0	0
LeFlore	2	0	2	0	0	0	0
Lincoln	2	0	2	0	0	0	0
Logan	2	0	2	0	0	0	0
Mayes	15	0	15	0	0	0	0
McCurtain	5	0	5	0	0	0	0
McIntosh	1	0	1	0	0	0	0
Murray	1	0	1	0	0	0	0

Notes: Information in this table is based on data reported to DMHSAS as of 01/01/2002. The same client may be counted in more than one category, e.g., clients can receive services under more than one contract source, in more than one "County of Residence," or may have multiple "Other Indicators." Please see Definition page for other considerations.

Oklahoma Department of Mental Health and Substance Abuse Services

Counts of Admitted Clients Served by Funding Source for Each Agency During FY2001

METRO TULSA SUBSTANCE ABUSE SERVICES

	Total	Funding Source					Other
		Mental Health	Substance Abuse	Domestic Violence	Residential Care	Medicaid	
Muskogee	47	0	47	0	0	0	0
Nowata	2	0	2	0	0	0	0
Okfuskee	2	0	2	0	0	0	0
Oklahoma	4	0	4	0	0	0	0
Okmulgee	21	0	21	0	0	0	0
Osage	4	0	4	0	0	0	0
Ottawa	7	0	7	0	0	0	0
Payne	4	0	4	0	0	0	0
Pittsburgh	11	0	11	0	0	0	0
Pottawatomie	1	0	1	0	0	0	0
Pushmataha	1	0	1	0	0	0	0
Rogers	14	0	14	0	0	0	0
Seminole	1	0	1	0	0	0	0
Sequoyah	13	0	13	0	0	0	0
Texas	1	0	1	0	0	0	0
Tulsa	1,071	0	1,071	0	0	0	0
Wagoner	23	0	23	0	0	0	0
Washington	23	0	23	0	0	0	0
Washita	1	0	1	0	0	0	0
Out of State/Unknown	10	0	10	0	0	0	0
Other Indicators							
Any Alcohol/Drug Problem	1,345	0	1,345	0	0	0	0
Custody of DHS	1	0	1	0	0	0	0
Custody of DOC	100	0	100	0	0	0	0
Custody of OJA	16	0	16	0	0	0	0
Deaf and Hearing Impaired	1	0	1	0	0	0	0
Homeless	138	0	138	0	0	0	0
Indigent	1,308	0	1,308	0	0	0	0
SMI (If ever)	267	0	267	0	0	0	0

Notes: Information in this table is based on data reported to DMHSAS as of 01/01/2002. The same client may be counted in more than one category, e.g., clients can receive services under more than one contract source, in more than one "County of Residence," or may have multiple "Other Indicators." Please see Definition page for other considerations.

Oklahoma Department of Mental Health and Substance Abuse Services

Counts of Admitted Clients Served by Funding Source for Each Agency During FY2001

MILLER COZY HOME, INC.

	Total	Funding Source					
		Mental Health	Substance Abuse	Domestic Violence	Residential Care	Medicaid	Other
Total							
Unduplicated Count	69	0	0	0	69	0	0
Sex							
Female	31	0	0	0	31	0	0
Male	38	0	0	0	38	0	0
Age							
18-20	1	0	0	0	1	0	0
21-24	7	0	0	0	7	0	0
25-34	7	0	0	0	7	0	0
35-44	14	0	0	0	14	0	0
45-54	17	0	0	0	17	0	0
55-64	15	0	0	0	15	0	0
65-74	5	0	0	0	5	0	0
75-84	3	0	0	0	3	0	0
Race							
White	57	0	0	0	57	0	0
Black	5	0	0	0	5	0	0
Native American	4	0	0	0	4	0	0
Two or More Races	3	0	0	0	3	0	0
Presenting Problem/Diagnosis							
Developmental Disorder	3	0	0	0	3	0	0
Mood Disorder	29	0	0	0	29	0	0
Other Psychotic	23	0	0	0	23	0	0
Social Conditions	10	0	0	0	10	0	0
Unknown/Other	1	0	0	0	1	0	0
Deferred/No Diagnosis	3	0	0	0	3	0	0
County of Residence							
Cherokee	1	0	0	0	1	0	0
Craig	52	0	0	0	52	0	0
LeFlore	1	0	0	0	1	0	0
Mayes	3	0	0	0	3	0	0
Muskogee	1	0	0	0	1	0	0
Osage	1	0	0	0	1	0	0
Ottawa	2	0	0	0	2	0	0
Rogers	2	0	0	0	2	0	0
Stephens	1	0	0	0	1	0	0
Tulsa	4	0	0	0	4	0	0
Washington	1	0	0	0	1	0	0
Other Indicators							
Any Alcohol/Drug Problem	11	0	0	0	11	0	0
Homeless	2	0	0	0	2	0	0
Indigent	69	0	0	0	69	0	0
SMI (If ever)	69	0	0	0	69	0	0

Notes: Information in this table is based on data reported to DMHSAS as of 01/01/2002. The same client may be counted in more than one category, e.g., clients can receive services under more than one contract source, in more than one "County of Residence," or may have multiple "Other Indicators." Please see Definition page for other considerations.

Oklahoma Department of Mental Health and Substance Abuse Services

Counts of Admitted Clients Served by Funding Source for Each Agency During FY2001

MONARCH, INC.

	Total	Funding Source					
		Mental Health	Substance Abuse	Domestic Violence	Residential Care	Medicaid	Other
Total							
Unduplicated Count	296	0	296	0	0	0	0
Sex							
Female	232	0	232	0	0	0	0
Male	64	0	64	0	0	0	0
Age							
0-04	37	0	37	0	0	0	0
05-17	3	0	3	0	0	0	0
18-20	22	0	22	0	0	0	0
21-24	46	0	46	0	0	0	0
25-34	100	0	100	0	0	0	0
35-44	64	0	64	0	0	0	0
45-54	20	0	20	0	0	0	0
55-64	4	0	4	0	0	0	0
Race							
White	217	0	217	0	0	0	0
Black	29	0	29	0	0	0	0
Native American	37	0	37	0	0	0	0
Hispanic	4	0	4	0	0	0	0
Asian	1	0	1	0	0	0	0
Two or More Races	8	0	8	0	0	0	0
Presenting Problem/Diagnosis							
Alcohol Abuse	55	0	55	0	0	0	0
Social Conditions	39	0	39	0	0	0	0
Substance Related	202	0	202	0	0	0	0
County of Residence							
Adair	3	0	3	0	0	0	0
Beckham	4	0	4	0	0	0	0
Blaine	1	0	1	0	0	0	0
Bryan	6	0	6	0	0	0	0
Caddo	3	0	3	0	0	0	0
Carter	1	0	1	0	0	0	0
Cherokee	13	0	13	0	0	0	0
Cleveland	4	0	4	0	0	0	0
Comanche	2	0	2	0	0	0	0
Cotton	3	0	3	0	0	0	0
Craig	1	0	1	0	0	0	0
Creek	4	0	4	0	0	0	0
Delaware	6	0	6	0	0	0	0
Garfield	1	0	1	0	0	0	0
Garvin	2	0	2	0	0	0	0
Grady	2	0	2	0	0	0	0
Haskell	3	0	3	0	0	0	0
Jackson	6	0	6	0	0	0	0
Johnston	1	0	1	0	0	0	0
Kay	5	0	5	0	0	0	0
Latimer	2	0	2	0	0	0	0
LeFlore	4	0	4	0	0	0	0
Love	1	0	1	0	0	0	0
Marshall	4	0	4	0	0	0	0

Notes: Information in this table is based on data reported to DMHSAS as of 01/01/2002. The same client may be counted in more than one category, e.g., clients can receive services under more than one contract source, in more than one "County of Residence," or may have multiple "Other Indicators." Please see Definition page for other considerations.

Oklahoma Department of Mental Health and Substance Abuse Services

Counts of Admitted Clients Served by Funding Source for Each Agency During FY2001

MONARCH, INC.

	Funding Source						
	Total	Mental Health	Substance Abuse	Domestic Violence	Residential Care	Medicaid	Other
Mayes	3	0	3	0	0	0	0
McCurtain	15	0	15	0	0	0	0
McIntosh	3	0	3	0	0	0	0
Muskogee	82	0	82	0	0	0	0
Nowata	8	0	8	0	0	0	0
Oklahoma	16	0	16	0	0	0	0
Okmulgee	3	0	3	0	0	0	0
Osage	2	0	2	0	0	0	0
Pawnee	2	0	2	0	0	0	0
Payne	1	0	1	0	0	0	0
Pittsburgh	8	0	8	0	0	0	0
Pontotoc	3	0	3	0	0	0	0
Pottawatomie	3	0	3	0	0	0	0
Rogers	5	0	5	0	0	0	0
Sequoyah	6	0	6	0	0	0	0
Stephens	2	0	2	0	0	0	0
Texas	2	0	2	0	0	0	0
Tillman	2	0	2	0	0	0	0
Tulsa	27	0	27	0	0	0	0
Wagoner	9	0	9	0	0	0	0
Washington	8	0	8	0	0	0	0
Out of State/Unknown	4	0	4	0	0	0	0
Other Indicators							
Any Alcohol/Drug Problem	257	0	257	0	0	0	0
Custody of DHS	16	0	16	0	0	0	0
Custody of DOC	33	0	33	0	0	0	0
Homeless	6	0	6	0	0	0	0
Indigent	295	0	295	0	0	0	0
SMI (If ever)	85	0	85	0	0	0	0

Notes: Information in this table is based on data reported to DMHSAS as of 01/01/2002. The same client may be counted in more than one category, e.g., clients can receive services under more than one contract source, in more than one "County of Residence," or may have multiple "Other Indicators." Please see Definition page for other considerations.

Oklahoma Department of Mental Health and Substance Abuse Services

Counts of Admitted Clients Served by Funding Source for Each Agency During FY2001

MOORE ALCOHOL AND DRUG CENTER

		Funding Source						
		Total	Mental Health	Substance Abuse	Domestic Violence	Residential Care	Medicaid	Other
Total	Unduplicated Count	192	0	192	0	0	0	0
Sex	Female	110	0	110	0	0	0	0
	Male	82	0	82	0	0	0	0
Age	05-17	94	0	94	0	0	0	0
	18-20	9	0	9	0	0	0	0
	21-24	5	0	5	0	0	0	0
	25-34	29	0	29	0	0	0	0
	35-44	31	0	31	0	0	0	0
	45-54	19	0	19	0	0	0	0
	55-64	5	0	5	0	0	0	0
Race	White	170	0	170	0	0	0	0
	Black	3	0	3	0	0	0	0
	Native American	8	0	8	0	0	0	0
	Hispanic	9	0	9	0	0	0	0
	Asian	2	0	2	0	0	0	0
Presenting Problem/Diagnosis	Alcohol Abuse	30	0	30	0	0	0	0
	Social Conditions	61	0	61	0	0	0	0
	Substance Related	101	0	101	0	0	0	0
County of Residence	Cleveland	128	0	128	0	0	0	0
	Grady	1	0	1	0	0	0	0
	Oklahoma	62	0	62	0	0	0	0
	Payne	1	0	1	0	0	0	0
Other Indicators	Any Alcohol/Drug Problem	131	0	131	0	0	0	0
	Indigent	189	0	189	0	0	0	0
	SMI (If ever)	17	0	17	0	0	0	0

Notes: Information in this table is based on data reported to DMHSAS as of 01/01/2002. The same client may be counted in more than one category, e.g., clients can receive services under more than one contract source, in more than one "County of Residence," or may have multiple "Other Indicators." Please see Definition page for other considerations.

Oklahoma Department of Mental Health and Substance Abuse Services

Counts of Admitted Clients Served by Funding Source for Each Agency During FY2001

MUSKOGEE CO COUNCIL YTH SV

		Funding Source						
		Total	Mental Health	Substance Abuse	Domestic Violence	Residential Care	Medicaid	Other
Total	Unduplicated Count	49	0	49	0	0	0	0
Sex	Female	19	0	19	0	0	0	0
	Male	30	0	30	0	0	0	0
Age	05-17	8	0	8	0	0	0	0
	18-20	4	0	4	0	0	0	0
	21-24	7	0	7	0	0	0	0
	25-34	14	0	14	0	0	0	0
	35-44	11	0	11	0	0	0	0
	45-54	5	0	5	0	0	0	0
Race	White	35	0	35	0	0	0	0
	Black	2	0	2	0	0	0	0
	Native American	11	0	11	0	0	0	0
	Two or More Races	1	0	1	0	0	0	0
Presenting Problem/Diagnosis	Alcohol Abuse	5	0	5	0	0	0	0
	Personality Disorder	1	0	1	0	0	0	0
	Substance Related	43	0	43	0	0	0	0
County of Residence	Muskogee	48	0	48	0	0	0	0
	Tulsa	1	0	1	0	0	0	0
Other Indicators	Any Alcohol/Drug Problem	49	0	49	0	0	0	0
	Custody of DOC	2	0	2	0	0	0	0
	Custody of OJA	2	0	2	0	0	0	0
	Homeless	2	0	2	0	0	0	0
	Indigent	46	0	46	0	0	0	0
	SMI (If ever)	5	0	5	0	0	0	0

Notes: Information in this table is based on data reported to DMHSAS as of 01/01/2002. The same client may be counted in more than one category, e.g., clients can receive services under more than one contract source, in more than one "County of Residence," or may have multiple "Other Indicators." Please see Definition page for other considerations.

Oklahoma Department of Mental Health and Substance Abuse Services

Counts of Admitted Clients Served by Funding Source for Each Agency During FY2001

N.E. OK COUNCIL ON ALCOHOLISM

		Funding Source						
		Total	Mental Health	Substance Abuse	Domestic Violence	Residential Care	Medicaid	Other
Total	Unduplicated Count	455	0	455	0	0	0	0
Sex	Female	113	0	113	0	0	0	0
	Male	342	0	342	0	0	0	0
Age	05-17	18	0	18	0	0	0	0
	18-20	45	0	45	0	0	0	0
	21-24	70	0	70	0	0	0	0
	25-34	143	0	143	0	0	0	0
	35-44	126	0	126	0	0	0	0
	45-54	40	0	40	0	0	0	0
	55-64	8	0	8	0	0	0	0
	65-74	4	0	4	0	0	0	0
	75-84	1	0	1	0	0	0	0
Race	White	322	0	322	0	0	0	0
	Black	9	0	9	0	0	0	0
	Native American	119	0	119	0	0	0	0
	Hispanic	3	0	3	0	0	0	0
	Asian	2	0	2	0	0	0	0
Presenting Problem/Diagnosis	Alcohol Abuse	186	0	186	0	0	0	0
	Social Conditions	9	0	9	0	0	0	0
	Substance Related	260	0	260	0	0	0	0
County of Residence	Atoka	1	0	1	0	0	0	0
	Caddo	1	0	1	0	0	0	0
	Cherokee	1	0	1	0	0	0	0
	Craig	43	0	43	0	0	0	0
	Delaware	74	0	74	0	0	0	0
	Harmon	1	0	1	0	0	0	0
	Haskell	1	0	1	0	0	0	0
	Jefferson	1	0	1	0	0	0	0
	Kay	2	0	2	0	0	0	0
	Marshall	2	0	2	0	0	0	0
	Mayes	179	0	179	0	0	0	0
	McCurtain	10	0	10	0	0	0	0
	Muskogee	4	0	4	0	0	0	0
	Nowata	2	0	2	0	0	0	0
	Oklahoma	3	0	3	0	0	0	0
	Osage	2	0	2	0	0	0	0
	Ottawa	90	0	90	0	0	0	0
	Pawnee	1	0	1	0	0	0	0
	Pittsburgh	4	0	4	0	0	0	0
	Pontotoc	9	0	9	0	0	0	0
	Rogers	2	0	2	0	0	0	0
	Tulsa	15	0	15	0	0	0	0
	Wagoner	1	0	1	0	0	0	0
	Washington	3	0	3	0	0	0	0

Notes: Information in this table is based on data reported to DMHSAS as of 01/01/2002. The same client may be counted in more than one category, e.g., clients can receive services under more than one contract source, in more than one "County of Residence," or may have multiple "Other Indicators." Please see Definition page for other considerations.

Oklahoma Department of Mental Health and Substance Abuse Services

Counts of Admitted Clients Served by Funding Source for Each Agency During FY2001

N.E. OK COUNCIL ON ALCOHOLISM

	Total	Funding Source					
		Mental Health	Substance Abuse	Domestic Violence	Residential Care	Medicaid	Other
Out of State/Unknown	3	0	3	0	0	0	0
Other Indicators							
Any Alcohol/Drug Problem	446	0	446	0	0	0	0
Custody of DOC	12	0	12	0	0	0	0
Custody of OJA	2	0	2	0	0	0	0
Homeless	4	0	4	0	0	0	0
Indigent	453	0	453	0	0	0	0
SMI (If ever)	79	0	79	0	0	0	0

Notes: Information in this table is based on data reported to DMHSAS as of 01/01/2002. The same client may be counted in more than one category, e.g., clients can receive services under more than one contract source, in more than one "County of Residence," or may have multiple "Other Indicators." Please see Definition page for other considerations.

Oklahoma Department of Mental Health and Substance Abuse Services

Counts of Admitted Clients Served by Funding Source for Each Agency During FY2001

N.W. DOMESTIC CRISIS SERVICES

	Total	Funding Source					
		Mental Health	Substance Abuse	Domestic Violence	Residential Care	Medicaid	Other
Total							
Unduplicated Count	308	0	0	308	0	0	0
Sex							
Female	238	0	0	238	0	0	0
Male	70	0	0	70	0	0	0
Age							
0-04	61	0	0	61	0	0	0
05-17	75	0	0	75	0	0	0
18-20	13	0	0	13	0	0	0
21-24	39	0	0	39	0	0	0
25-34	49	0	0	49	0	0	0
35-44	45	0	0	45	0	0	0
45-54	21	0	0	21	0	0	0
55-64	4	0	0	4	0	0	0
75-84	1	0	0	1	0	0	0
Race							
White	203	0	0	203	0	0	0
Black	5	0	0	5	0	0	0
Native American	13	0	0	13	0	0	0
Hispanic	66	0	0	66	0	0	0
Two or More Races	21	0	0	21	0	0	0
Presenting Problem/Diagnosis							
Social Conditions	308	0	0	308	0	0	0
County of Residence							
Alfalfa	4	0	0	4	0	0	0
Beaver	7	0	0	7	0	0	0
Blaine	3	0	0	3	0	0	0
Canadian	4	0	0	4	0	0	0
Cherokee	2	0	0	2	0	0	0
Cimarron	5	0	0	5	0	0	0
Custer	1	0	0	1	0	0	0
Dewey	4	0	0	4	0	0	0
Ellis	6	0	0	6	0	0	0
Garfield	5	0	0	5	0	0	0
Garvin	1	0	0	1	0	0	0
Greer	1	0	0	1	0	0	0
Harper	1	0	0	1	0	0	0
Kingfisher	1	0	0	1	0	0	0
Major	2	0	0	2	0	0	0
Oklahoma	6	0	0	6	0	0	0
Okmulgee	1	0	0	1	0	0	0
Roger Mills	1	0	0	1	0	0	0
Stephens	9	0	0	9	0	0	0
Texas	105	0	0	105	0	0	0
Woods	16	0	0	16	0	0	0
Woodward	98	0	0	98	0	0	0
Out of State/Unknown	25	0	0	25	0	0	0
Other Indicators							
Any Alcohol/Drug Problem	2	0	0	2	0	0	0
Homeless	11	0	0	11	0	0	0

Notes: Information in this table is based on data reported to DMHSAS as of 01/01/2002. The same client may be counted in more than one category, e.g., clients can receive services under more than one contract source, in more than one "County of Residence," or may have multiple "Other Indicators." Please see Definition page for other considerations.

Oklahoma Department of Mental Health and Substance Abuse Services

Counts of Admitted Clients Served by Funding Source for Each Agency During FY2001

N.W. DOMESTIC CRISIS SERVICES

	Total	Funding Source					
		Mental Health	Substance Abuse	Domestic Violence	Residential Care	Medicaid	Other
Indigent	284	0	0	284	0	0	0
SMI (If ever)	29	0	0	29	0	0	0

Notes: Information in this table is based on data reported to DMHSAS as of 01/01/2002. The same client may be counted in more than one category, e.g., clients can receive services under more than one contract source, in more than one "County of Residence," or may have multiple "Other Indicators." Please see Definition page for other considerations.

Oklahoma Department of Mental Health and Substance Abuse Services

Counts of Admitted Clients Served by Funding Source for Each Agency During FY2001

NAIC CENTER OF OKLAHOMA ALCOHOL & DRUG SERVICES, INC.

		Funding Source						
		Total	Mental Health	Substance Abuse	Domestic Violence	Residential Care	Medicaid	Other
Total	Unduplicated Count	504	0	504	0	0	0	0
Sex	Female	209	0	209	0	0	0	0
	Male	295	0	295	0	0	0	0
Age	05-17	74	0	74	0	0	0	0
	18-20	40	0	40	0	0	0	0
	21-24	82	0	82	0	0	0	0
	25-34	112	0	112	0	0	0	0
	35-44	139	0	139	0	0	0	0
	45-54	51	0	51	0	0	0	0
	55-64	5	0	5	0	0	0	0
	65-74	1	0	1	0	0	0	0
Race	White	431	0	431	0	0	0	0
	Black	27	0	27	0	0	0	0
	Native American	20	0	20	0	0	0	0
	Hispanic	3	0	3	0	0	0	0
	Asian	3	0	3	0	0	0	0
	Two or More Races	20	0	20	0	0	0	0
Presenting Problem/Diagnosis	Alcohol Abuse	81	0	81	0	0	0	0
	Social Conditions	61	0	61	0	0	0	0
	Substance Related	362	0	362	0	0	0	0
County of Residence	Adair	1	0	1	0	0	0	0
	Cleveland	445	0	445	0	0	0	0
	Garvin	3	0	3	0	0	0	0
	Grady	2	0	2	0	0	0	0
	McClain	13	0	13	0	0	0	0
	Oklahoma	34	0	34	0	0	0	0
	Ottawa	1	0	1	0	0	0	0
	Payne	1	0	1	0	0	0	0
	Pottawatomie	3	0	3	0	0	0	0
	Roger Mills	1	0	1	0	0	0	0
Other Indicators	Any Alcohol/Drug Problem	447	0	447	0	0	0	0
	Custody of DHS	1	0	1	0	0	0	0
	Custody of DOC	39	0	39	0	0	0	0
	Homeless	4	0	4	0	0	0	0
	Indigent	497	0	497	0	0	0	0
	SMI (If ever)	68	0	68	0	0	0	0

Notes: Information in this table is based on data reported to DMHSAS as of 01/01/2002. The same client may be counted in more than one category, e.g., clients can receive services under more than one contract source, in more than one "County of Residence," or may have multiple "Other Indicators." Please see Definition page for other considerations.

Oklahoma Department of Mental Health and Substance Abuse Services

Counts of Admitted Clients Served by Funding Source for Each Agency During FY2001

NATIVE AMERICAN CENTER OF RECOVERY

	Total	Funding Source					
		Mental Health	Substance Abuse	Domestic Violence	Residential Care	Medicaid	Other
Total							
Unduplicated Count	75	0	75	0	0	0	0
Sex							
Female	23	0	23	0	0	0	0
Male	52	0	52	0	0	0	0
Age							
18-20	6	0	6	0	0	0	0
21-24	16	0	16	0	0	0	0
25-34	23	0	23	0	0	0	0
35-44	22	0	22	0	0	0	0
45-54	7	0	7	0	0	0	0
55-64	1	0	1	0	0	0	0
Race							
White	60	0	60	0	0	0	0
Black	4	0	4	0	0	0	0
Native American	10	0	10	0	0	0	0
Hispanic	1	0	1	0	0	0	0
Presenting Problem/Diagnosis							
Alcohol Abuse	32	0	32	0	0	0	0
Social Conditions	1	0	1	0	0	0	0
Substance Related	42	0	42	0	0	0	0
County of Residence							
Ellis	3	0	3	0	0	0	0
Lincoln	2	0	2	0	0	0	0
Pottawatomie	68	0	68	0	0	0	0
Seminole	2	0	2	0	0	0	0
Other Indicators							
Any Alcohol/Drug Problem	74	0	74	0	0	0	0
Custody of DOC	1	0	1	0	0	0	0
Indigent	74	0	74	0	0	0	0
SMI (If ever)	6	0	6	0	0	0	0

Notes: Information in this table is based on data reported to DMHSAS as of 01/01/2002. The same client may be counted in more than one category, e.g., clients can receive services under more than one contract source, in more than one "County of Residence," or may have multiple "Other Indicators." Please see Definition page for other considerations.

Oklahoma Department of Mental Health and Substance Abuse Services

Counts of Admitted Clients Served by Funding Source for Each Agency During FY2001

NEW BEGINNING

	Total	Funding Source					
		Mental Health	Substance Abuse	Domestic Violence	Residential Care	Medicaid	Other
Total							
Unduplicated Count	47	0	0	0	47	0	0
Sex							
Female	18	0	0	0	18	0	0
Male	29	0	0	0	29	0	0
Age							
18-20	4	0	0	0	4	0	0
21-24	1	0	0	0	1	0	0
25-34	9	0	0	0	9	0	0
35-44	18	0	0	0	18	0	0
45-54	12	0	0	0	12	0	0
55-64	2	0	0	0	2	0	0
65-74	1	0	0	0	1	0	0
Race							
White	25	0	0	0	25	0	0
Black	20	0	0	0	20	0	0
Native American	2	0	0	0	2	0	0
Presenting Problem/Diagnosis							
Developmental Disorder	21	0	0	0	21	0	0
Mood Disorder	20	0	0	0	20	0	0
Other Psychotic	1	0	0	0	1	0	0
Social Conditions	2	0	0	0	2	0	0
Unknown/Other	3	0	0	0	3	0	0
County of Residence							
Craig	2	0	0	0	2	0	0
Haskell	1	0	0	0	1	0	0
Lincoln	1	0	0	0	1	0	0
McIntosh	1	0	0	0	1	0	0
Muskogee	6	0	0	0	6	0	0
Okfuskee	2	0	0	0	2	0	0
Okmulgee	4	0	0	0	4	0	0
Tulsa	25	0	0	0	25	0	0
Wagoner	5	0	0	0	5	0	0
Other Indicators							
Any Alcohol/Drug Problem	3	0	0	0	3	0	0
Deaf and Hearing Impaired	2	0	0	0	2	0	0
Indigent	47	0	0	0	47	0	0
SMI (If ever)	47	0	0	0	47	0	0

Notes: Information in this table is based on data reported to DMHSAS as of 01/01/2002. The same client may be counted in more than one category, e.g., clients can receive services under more than one contract source, in more than one "County of Residence," or may have multiple "Other Indicators." Please see Definition page for other considerations.

Oklahoma Department of Mental Health and Substance Abuse Services

Counts of Admitted Clients Served by Funding Source for Each Agency During FY2001

NEW DIRECTIONS

		Funding Source						
		Total	Mental Health	Substance Abuse	Domestic Violence	Residential Care	Medicaid	Other
Total	Unduplicated Count	31	0	31	0	0	0	0
Sex	Female	31	0	31	0	0	0	0
Age	21-24	3	0	3	0	0	0	0
	25-34	10	0	10	0	0	0	0
	35-44	13	0	13	0	0	0	0
	45-54	5	0	5	0	0	0	0
Race	White	17	0	17	0	0	0	0
	Black	8	0	8	0	0	0	0
	Native American	5	0	5	0	0	0	0
	Asian	1	0	1	0	0	0	0
Presenting Problem/Diagnosis	Alcohol Abuse	3	0	3	0	0	0	0
	Substance Related	28	0	28	0	0	0	0
County of Residence	Oklahoma	31	0	31	0	0	0	0
Other Indicators	Any Alcohol/Drug Problem	31	0	31	0	0	0	0
	Custody of DOC	31	0	31	0	0	0	0
	Indigent	31	0	31	0	0	0	0
	SMI (If ever)	4	0	4	0	0	0	0

Notes: Information in this table is based on data reported to DMHSAS as of 01/01/2002. The same client may be counted in more than one category, e.g., clients can receive services under more than one contract source, in more than one "County of Residence," or may have multiple "Other Indicators." Please see Definition page for other considerations.

Oklahoma Department of Mental Health and Substance Abuse Services

Counts of Admitted Clients Served by Funding Source for Each Agency During FY2001

NEW DIRECTIONS, INC.

	Total	Funding Source					
		Mental Health	Substance Abuse	Domestic Violence	Residential Care	Medicaid	Other
Total							
Unduplicated Count	582	0	0	582	0	0	0
Sex							
Female	441	0	0	441	0	0	0
Male	141	0	0	141	0	0	0
Age							
0-04	118	0	0	118	0	0	0
05-17	146	0	0	146	0	0	0
18-20	35	0	0	35	0	0	0
21-24	43	0	0	43	0	0	0
25-34	100	0	0	100	0	0	0
35-44	96	0	0	96	0	0	0
45-54	36	0	0	36	0	0	0
55-64	7	0	0	7	0	0	0
65-74	1	0	0	1	0	0	0
Race							
White	255	0	0	255	0	0	0
Black	216	0	0	216	0	0	0
Native American	71	0	0	71	0	0	0
Hispanic	26	0	0	26	0	0	0
Asian	7	0	0	7	0	0	0
Two or More Races	7	0	0	7	0	0	0
Presenting Problem/Diagnosis							
Developmental Disorder	3	0	0	3	0	0	0
Social Conditions	574	0	0	574	0	0	0
Substance Related	1	0	0	1	0	0	0
Unknown/Other	3	0	0	3	0	0	0
Deferred/No Diagnosis	1	0	0	1	0	0	0
County of Residence							
Adair	2	0	0	2	0	0	0
Caddo	18	0	0	18	0	0	0
Carter	1	0	0	1	0	0	0
Cleveland	4	0	0	4	0	0	0
Comanche	476	0	0	476	0	0	0
Cotton	1	0	0	1	0	0	0
Ellis	1	0	0	1	0	0	0
Grady	12	0	0	12	0	0	0
Jackson	5	0	0	5	0	0	0
Kay	4	0	0	4	0	0	0
Kiowa	1	0	0	1	0	0	0
Logan	4	0	0	4	0	0	0
Oklahoma	23	0	0	23	0	0	0
Pittsburgh	1	0	0	1	0	0	0
Pottawatomie	4	0	0	4	0	0	0
Stephens	2	0	0	2	0	0	0
Tillman	4	0	0	4	0	0	0
Tulsa	1	0	0	1	0	0	0
Out of State/Unknown	18	0	0	18	0	0	0
Other Indicators							
Any Alcohol/Drug Problem	24	0	0	24	0	0	0

Notes: Information in this table is based on data reported to DMHSAS as of 01/01/2002. The same client may be counted in more than one category, e.g., clients can receive services under more than one contract source, in more than one "County of Residence," or may have multiple "Other Indicators." Please see Definition page for other considerations.

Oklahoma Department of Mental Health and Substance Abuse Services

Counts of Admitted Clients Served by Funding Source for Each Agency During FY2001

NEW DIRECTIONS, INC.

	Funding Source					
	Total	Mental Health	Substance Abuse	Domestic Violence	Residential Care	Medicaid Other
Custody of DOC	3	0	0	3	0	0
Deaf and Hearing Impaired	1	0	0	1	0	0
Homeless	51	0	0	51	0	0
Indigent	517	0	0	517	0	0
SMI (If ever)	29	0	0	29	0	0

Notes: Information in this table is based on data reported to DMHSAS as of 01/01/2002. The same client may be counted in more than one category, e.g., clients can receive services under more than one contract source, in more than one "County of Residence," or may have multiple "Other Indicators." Please see Definition page for other considerations.

Oklahoma Department of Mental Health and Substance Abuse Services

Counts of Admitted Clients Served by Funding Source for Each Agency During FY2001

NEW HOPE OF MANGUM

	Total	Funding Source					
		Mental Health	Substance Abuse	Domestic Violence	Residential Care	Medicaid	Other
Total							
Unduplicated Count	594	0	594	0	0	0	0
Sex							
Female	165	0	165	0	0	0	0
Male	429	0	429	0	0	0	0
Age							
05-17	7	0	7	0	0	0	0
18-20	57	0	57	0	0	0	0
21-24	94	0	94	0	0	0	0
25-34	173	0	173	0	0	0	0
35-44	194	0	194	0	0	0	0
45-54	55	0	55	0	0	0	0
55-64	11	0	11	0	0	0	0
65-74	2	0	2	0	0	0	0
75-84	1	0	1	0	0	0	0
Race							
White	435	0	435	0	0	0	0
Black	93	0	93	0	0	0	0
Native American	29	0	29	0	0	0	0
Hispanic	31	0	31	0	0	0	0
Asian	2	0	2	0	0	0	0
Two or More Races	4	0	4	0	0	0	0
Presenting Problem/Diagnosis							
Alcohol Abuse	107	0	107	0	0	0	0
Social Conditions	2	0	2	0	0	0	0
Substance Related	485	0	485	0	0	0	0
County of Residence							
Atoka	1	0	1	0	0	0	0
Beckham	146	0	146	0	0	0	0
Blaine	1	0	1	0	0	0	0
Bryan	1	0	1	0	0	0	0
Caddo	32	0	32	0	0	0	0
Canadian	4	0	4	0	0	0	0
Carter	3	0	3	0	0	0	0
Cherokee	2	0	2	0	0	0	0
Choctaw	3	0	3	0	0	0	0
Cleveland	7	0	7	0	0	0	0
Comanche	92	0	92	0	0	0	0
Cotton	16	0	16	0	0	0	0
Craig	1	0	1	0	0	0	0
Creek	2	0	2	0	0	0	0
Custer	10	0	10	0	0	0	0
Dewey	1	0	1	0	0	0	0
Garfield	1	0	1	0	0	0	0
Garvin	1	0	1	0	0	0	0
Grady	5	0	5	0	0	0	0
Greer	22	0	22	0	0	0	0
Harmon	3	0	3	0	0	0	0
Jackson	63	0	63	0	0	0	0
Jefferson	1	0	1	0	0	0	0

Notes: Information in this table is based on data reported to DMHSAS as of 01/01/2002. The same client may be counted in more than one category, e.g., clients can receive services under more than one contract source, in more than one "County of Residence," or may have multiple "Other Indicators." Please see Definition page for other considerations.

Oklahoma Department of Mental Health and Substance Abuse Services

Counts of Admitted Clients Served by Funding Source for Each Agency During FY2001

NEW HOPE OF MANGUM

	Total	Funding Source					
		Mental Health	Substance Abuse	Domestic Violence	Residential Care	Medicaid	Other
Kiowa	26	0	26	0	0	0	0
Logan	2	0	2	0	0	0	0
Love	2	0	2	0	0	0	0
Marshall	1	0	1	0	0	0	0
Mayes	1	0	1	0	0	0	0
McClain	1	0	1	0	0	0	0
McCurtain	1	0	1	0	0	0	0
Muskogee	1	0	1	0	0	0	0
Oklahoma	15	0	15	0	0	0	0
Pittsburgh	2	0	2	0	0	0	0
Pontotoc	2	0	2	0	0	0	0
Pushmataha	1	0	1	0	0	0	0
Roger Mills	4	0	4	0	0	0	0
Seminole	1	0	1	0	0	0	0
Stephens	63	0	63	0	0	0	0
Tillman	25	0	25	0	0	0	0
Tulsa	2	0	2	0	0	0	0
Washita	21	0	21	0	0	0	0
Out of State/Unknown	5	0	5	0	0	0	0
Other Indicators							
Any Alcohol/Drug Problem	592	0	592	0	0	0	0
Custody of DOC	154	0	154	0	0	0	0
Homeless	18	0	18	0	0	0	0
Indigent	586	0	586	0	0	0	0
SMI (If ever)	63	0	63	0	0	0	0

Notes: Information in this table is based on data reported to DMHSAS as of 01/01/2002. The same client may be counted in more than one category, e.g., clients can receive services under more than one contract source, in more than one "County of Residence," or may have multiple "Other Indicators." Please see Definition page for other considerations.

Oklahoma Department of Mental Health and Substance Abuse Services

Counts of Admitted Clients Served by Funding Source for Each Agency During FY2001

NORMAN ALCOHOL AND DRUG TREATMENT CENTER

	Total	Funding Source					
		Mental Health	Substance Abuse	Domestic Violence	Residential Care	Medicaid	Other
Total							
Unduplicated Count	718	0	677	0	0	4	39
Sex							
Female	226	0	210	0	0	4	12
Male	492	0	467	0	0	0	27
Age							
05-17	2	0	2	0	0	0	0
18-20	55	0	53	0	0	0	2
21-24	96	0	88	0	0	0	8
25-34	229	0	216	0	0	3	11
35-44	241	0	229	0	0	1	12
45-54	85	0	80	0	0	0	5
55-64	9	0	8	0	0	0	1
65-74	1	0	1	0	0	0	0
Race							
White	521	0	497	0	0	4	21
Black	103	0	93	0	0	0	10
Native American	71	0	68	0	0	0	4
Hispanic	9	0	8	0	0	0	1
Asian	2	0	2	0	0	0	0
Two or More Races	11	0	8	0	0	0	3
Unknown	1	0	1	0	0	0	0
Presenting Problem/Diagnosis							
Alcohol Abuse	147	0	138	0	0	1	9
Substance Related	570	0	538	0	0	3	30
Deferred/No Diagnosis	1	0	1	0	0	0	0
County of Residence							
Beckham	4	0	4	0	0	0	0
Blaine	1	0	1	0	0	0	0
Bryan	8	0	7	0	0	0	1
Caddo	11	0	11	0	0	0	0
Canadian	16	0	16	0	0	0	0
Carter	11	0	11	0	0	0	0
Cherokee	1	0	1	0	0	0	0
Choctaw	1	0	1	0	0	0	0
Cleveland	149	0	145	0	0	1	4
Coal	2	0	2	0	0	0	0
Comanche	6	0	6	0	0	0	0
Cotton	1	0	1	0	0	0	0
Craig	1	0	1	0	0	0	0
Creek	3	0	3	0	0	0	0
Custer	4	0	4	0	0	0	0
Garfield	3	0	3	0	0	0	0
Garvin	12	0	11	0	0	0	1
Grady	22	0	20	0	0	0	2
Grant	2	0	2	0	0	0	0
Greer	1	0	1	0	0	0	0
Haskell	1	0	1	0	0	0	0
Hughes	9	0	9	0	0	0	0
Jackson	5	0	5	0	0	0	0

Notes: Information in this table is based on data reported to DMHSAS as of 01/01/2002. The same client may be counted in more than one category, e.g., clients can receive services under more than one contract source, in more than one "County of Residence," or may have multiple "Other Indicators." Please see Definition page for other considerations.

Oklahoma Department of Mental Health and Substance Abuse Services

Counts of Admitted Clients Served by Funding Source for Each Agency During FY2001

NORMAN ALCOHOL AND DRUG TREATMENT CENTER

	Funding Source						
	Total	Mental Health	Substance Abuse	Domestic Violence	Residential Care	Medicaid	Other
Jefferson	1	0	1	0	0	0	0
Johnston	2	0	2	0	0	0	0
Kay	6	0	6	0	0	0	0
Kingfisher	3	0	3	0	0	0	0
Kiowa	1	0	1	0	0	0	0
Latimer	1	0	1	0	0	0	0
Lincoln	7	0	7	0	0	0	0
Logan	11	0	8	0	0	0	3
Love	2	0	2	0	0	0	0
Major	1	0	0	0	0	0	1
Marshall	2	0	2	0	0	0	0
McClain	18	0	17	0	0	0	1
McCurtain	1	0	1	0	0	0	0
Murray	2	0	2	0	0	0	0
Muskogee	2	0	2	0	0	0	0
Noble	1	0	1	0	0	0	0
Oklahoma	243	0	225	0	0	2	16
Okmulgee	3	0	3	0	0	0	0
Osage	32	0	31	0	0	0	1
Pawnee	6	0	5	0	0	0	1
Payne	3	0	3	0	0	0	0
Pittsburgh	2	0	2	0	0	0	0
Pontotoc	11	0	11	0	0	0	0
Pottawatomie	35	0	31	0	0	1	3
Pushmataha	1	0	1	0	0	0	0
Roger Mills	1	0	1	0	0	0	0
Seminole	3	0	3	0	0	0	0
Sequoyah	1	0	1	0	0	0	0
Stephens	18	0	16	0	0	0	2
Texas	1	0	1	0	0	0	0
Tillman	3	0	3	0	0	0	1
Tulsa	12	0	10	0	0	0	2
Washington	4	0	4	0	0	0	0
Washita	1	0	1	0	0	0	0
Woodward	2	0	2	0	0	0	0
Out of State/Unknown	1	0	1	0	0	0	0
Other Indicators							
Any Alcohol/Drug Problem	717	0	676	0	0	4	39
Deaf and Hearing Impaired	1	0	1	0	0	0	0
Dual Diagnosis	86	0	85	0	0	0	2
Homeless	64	0	61	0	0	0	3
Indigent	688	0	667	0	0	4	18
SMI (If ever)	233	0	223	0	0	1	9

Notes: Information in this table is based on data reported to DMHSAS as of 01/01/2002. The same client may be counted in more than one category, e.g., clients can receive services under more than one contract source, in more than one "County of Residence," or may have multiple "Other Indicators." Please see Definition page for other considerations.

Oklahoma Department of Mental Health and Substance Abuse Services

Counts of Admitted Clients Served by Funding Source for Each Agency During FY2001

NORTH CARE CENTER

	Total	Funding Source					
		Mental Health	Substance Abuse	Domestic Violence	Residential Care	Medicaid	Other
Total							
Unduplicated Count	1,395	1,189	84	0	0	313	2
Sex							
Female	851	700	41	0	0	222	1
Male	544	489	43	0	0	91	1
Age							
0-04	25	25	0	0	0	0	0
05-17	230	230	0	0	0	0	0
18-20	41	41	1	0	0	0	0
21-24	84	79	7	0	0	9	0
25-34	284	256	24	0	0	52	0
35-44	348	296	29	0	0	90	2
45-54	222	173	20	0	0	74	0
55-64	97	67	3	0	0	39	0
65-74	43	16	0	0	0	32	0
75-84	14	4	0	0	0	11	0
85+	7	2	0	0	0	6	0
Race							
White	1,001	857	68	0	0	219	2
Black	251	204	9	0	0	71	0
Native American	39	34	3	0	0	7	0
Hispanic	24	24	0	0	0	0	0
Asian	15	13	1	0	0	2	0
Two or More Races	65	57	3	0	0	14	0
Presenting Problem/Diagnosis							
Alcohol Abuse	13	13	2	0	0	0	0
Developmental Disorder	39	39	0	0	0	0	0
Mood Disorder	759	638	61	0	0	173	1
Non Alcohol/Drug Related	13	6	0	0	0	9	0
Other Non-Psychotic	297	280	8	0	0	26	0
Other Psychotic	90	70	1	0	0	36	0
Personality Disorder	8	8	1	0	0	1	0
Schizophrenia	141	104	4	0	0	65	1
Social Conditions	9	9	0	0	0	0	0
Substance Related	26	22	7	0	0	3	0
County of Residence							
Adair	1	1	0	0	0	0	0
Canadian	6	4	0	0	0	3	0
Cleveland	9	7	0	0	0	2	0
Dewey	2	2	0	0	0	0	0
Latimer	1	0	0	0	0	1	0
Logan	4	4	0	0	0	2	0
Murray	1	1	0	0	0	0	0
Oklahoma	1,371	1,170	84	0	0	305	2
Other Indicators							
Any Alcohol/Drug Problem	485	439	68	0	0	83	0
Custody of DHS	62	62	0	0	0	0	0
Custody of DOC	8	8	0	0	0	2	0
Deaf and Hearing Impaired	12	7	1	0	0	9	0
Dual Diagnosis	147	132	22	0	0	24	0

Notes: Information in this table is based on data reported to DMHSAS as of 01/01/2002. The same client may be counted in more than one category, e.g., clients can receive services under more than one contract source, in more than one "County of Residence," or may have multiple "Other Indicators." Please see Definition page for other considerations.

Oklahoma Department of Mental Health and Substance Abuse Services

Counts of Admitted Clients Served by Funding Source for Each Agency During FY2001

NORTH CARE CENTER

	Funding Source						
	Total	Mental Health	Substance Abuse	Domestic Violence	Residential Care	Medicaid	Other
Homeless	22	21	0	0	0	3	0
Indigent	1,342	1,138	83	0	0	312	2
SED (6-17)	102	102	0	0	0	0	0
SMI (If ever)	937	768	72	0	0	256	2

Notes: Information in this table is based on data reported to DMHSAS as of 01/01/2002. The same client may be counted in more than one category, e.g., clients can receive services under more than one contract source, in more than one "County of Residence," or may have multiple "Other Indicators." Please see Definition page for other considerations.

Oklahoma Department of Mental Health and Substance Abuse Services

Counts of Admitted Clients Served by Funding Source for Each Agency During FY2001

NORTH FORK RESIDENTIAL CARE

	Total	Funding Source					
		Mental Health	Substance Abuse	Domestic Violence	Residential Care	Medicaid	Other
Total							
Unduplicated Count	79	0	0	0	79	0	0
Sex							
Female	25	0	0	0	25	0	0
Male	54	0	0	0	54	0	0
Age							
21-24	2	0	0	0	2	0	0
25-34	17	0	0	0	17	0	0
35-44	29	0	0	0	29	0	0
45-54	25	0	0	0	25	0	0
55-64	5	0	0	0	5	0	0
65-74	1	0	0	0	1	0	0
Race							
White	61	0	0	0	61	0	0
Black	10	0	0	0	10	0	0
Native American	5	0	0	0	5	0	0
Hispanic	3	0	0	0	3	0	0
Presenting Problem/Diagnosis							
Developmental Disorder	78	0	0	0	78	0	0
Deferred/No Diagnosis	1	0	0	0	1	0	0
County of Residence							
Adair	1	0	0	0	1	0	0
Cleveland	1	0	0	0	1	0	0
Craig	1	0	0	0	1	0	0
LeFlore	1	0	0	0	1	0	0
McCurtain	1	0	0	0	1	0	0
McIntosh	63	0	0	0	63	0	0
Murray	4	0	0	0	4	0	0
Okmulgee	7	0	0	0	7	0	0
Other Indicators							
Custody of DOC	20	0	0	0	20	0	0
Indigent	79	0	0	0	79	0	0
SMI (If ever)	79	0	0	0	79	0	0

Notes: Information in this table is based on data reported to DMHSAS as of 01/01/2002. The same client may be counted in more than one category, e.g., clients can receive services under more than one contract source, in more than one "County of Residence," or may have multiple "Other Indicators." Please see Definition page for other considerations.

Oklahoma Department of Mental Health and Substance Abuse Services

Counts of Admitted Clients Served by Funding Source for Each Agency During FY2001

NW SUBSTANCE TREATMENT CENTER

	Total	Funding Source					
		Mental Health	Substance Abuse	Domestic Violence	Residential Care	Medicaid	Other
Total							
Unduplicated Count	265	0	265	0	0	0	0
Sex							
Female	72	0	72	0	0	0	0
Male	193	0	193	0	0	0	0
Age							
0-04	36	0	36	0	0	0	0
05-17	21	0	21	0	0	0	0
18-20	4	0	4	0	0	0	0
21-24	19	0	19	0	0	0	0
25-34	38	0	38	0	0	0	0
35-44	110	0	110	0	0	0	0
45-54	29	0	29	0	0	0	0
55-64	7	0	7	0	0	0	0
65-74	1	0	1	0	0	0	0
Race							
White	163	0	163	0	0	0	0
Black	45	0	45	0	0	0	0
Native American	29	0	29	0	0	0	0
Hispanic	18	0	18	0	0	0	0
Two or More Races	10	0	10	0	0	0	0
Presenting Problem/Diagnosis							
Alcohol Abuse	69	0	69	0	0	0	0
Social Conditions	57	0	57	0	0	0	0
Substance Related	139	0	139	0	0	0	0
County of Residence							
Alfalfa	163	0	163	0	0	0	0
Beaver	1	0	1	0	0	0	0
Beckham	8	0	8	0	0	0	0
Bryan	1	0	1	0	0	0	0
Caddo	3	0	3	0	0	0	0
Carter	2	0	2	0	0	0	0
Cleveland	3	0	3	0	0	0	0
Custer	1	0	1	0	0	0	0
Garfield	6	0	6	0	0	0	0
Garvin	2	0	2	0	0	0	0
Grady	2	0	2	0	0	0	0
Jackson	6	0	6	0	0	0	0
Kay	13	0	13	0	0	0	0
LeFlore	2	0	2	0	0	0	0
Major	3	0	3	0	0	0	0
Muskogee	5	0	5	0	0	0	0
Oklahoma	21	0	21	0	0	0	0
Osage	1	0	1	0	0	0	0
Payne	2	0	2	0	0	0	0
Pottawatomie	1	0	1	0	0	0	0
Pushmataha	2	0	2	0	0	0	0
Rogers	3	0	3	0	0	0	0
Seminole	3	0	3	0	0	0	0
Texas	2	0	2	0	0	0	0

Notes: Information in this table is based on data reported to DMHSAS as of 01/01/2002. The same client may be counted in more than one category, e.g., clients can receive services under more than one contract source, in more than one "County of Residence," or may have multiple "Other Indicators." Please see Definition page for other considerations.

Oklahoma Department of Mental Health and Substance Abuse Services

Counts of Admitted Clients Served by Funding Source for Each Agency During FY2001

NW SUBSTANCE TREATMENT CENTER

	Total	Funding Source					
		Mental Health	Substance Abuse	Domestic Violence	Residential Care	Medicaid	Other
Tulsa	3	0	3	0	0	0	0
Washington	1	0	1	0	0	0	0
Woods	5	0	5	0	0	0	0
Other Indicators							
Any Alcohol/Drug Problem	208	0	208	0	0	0	0
Custody of DHS	23	0	23	0	0	0	0
Custody of DOC	158	0	158	0	0	0	0
Homeless	24	0	24	0	0	0	0
Indigent	263	0	263	0	0	0	0
SMI (If ever)	14	0	14	0	0	0	0

Notes: Information in this table is based on data reported to DMHSAS as of 01/01/2002. The same client may be counted in more than one category, e.g., clients can receive services under more than one contract source, in more than one "County of Residence," or may have multiple "Other Indicators." Please see Definition page for other considerations.

Oklahoma Department of Mental Health and Substance Abuse Services

Counts of Admitted Clients Served by Funding Source for Each Agency During FY2001

OK COUNTY CRISIS INTERVENTION CENTER

	Total	Funding Source					
		Mental Health	Substance Abuse	Domestic Violence	Residential Care	Medicaid	Other
Total							
Unduplicated Count	1,885	1,515	0	0	0	264	287
Sex							
Female	787	600	0	0	0	147	114
Male	1,098	915	0	0	0	117	173
Age							
05-17	4	3	0	0	0	1	0
18-20	131	108	0	0	0	15	19
21-24	185	156	0	0	0	25	19
25-34	503	420	0	0	0	60	71
35-44	668	534	0	0	0	96	103
45-54	285	221	0	0	0	44	48
55-64	101	71	0	0	0	19	24
65-74	8	2	0	0	0	4	3
Race							
White	1,373	1,109	0	0	0	173	214
Black	328	249	0	0	0	70	52
Native American	99	86	0	0	0	12	9
Hispanic	37	34	0	0	0	1	5
Asian	14	11	0	0	0	1	5
Two or More Races	34	26	0	0	0	7	2
Presenting Problem/Diagnosis							
Alcohol Abuse	356	313	0	0	0	23	39
Developmental Disorder	5	1	0	0	0	1	3
Mood Disorder	646	515	0	0	0	89	107
Non Alcohol/Drug Related	10	7	0	0	0	3	1
Other Non-Psychotic	115	86	0	0	0	12	20
Other Psychotic	309	217	0	0	0	68	61
Schizophrenia	155	109	0	0	0	51	27
Substance Related	286	265	0	0	0	16	29
Deferred/No Diagnosis	3	2	0	0	0	1	0
County of Residence							
Atoka	1	1	0	0	0	0	0
Beaver	1	1	0	0	0	0	0
Blaine	7	3	0	0	0	2	2
Bryan	2	0	0	0	0	0	2
Caddo	8	6	0	0	0	2	1
Canadian	61	48	0	0	0	8	11
Carter	3	2	0	0	0	1	0
Cleveland	28	24	0	0	0	3	3
Comanche	8	7	0	0	0	1	0
Creek	2	1	0	0	0	0	1
Custer	4	4	0	0	0	0	0
Delaware	1	1	0	0	0	0	0
Dewey	1	1	0	0	0	0	0
Garfield	5	4	0	0	0	1	0
Garvin	7	5	0	0	0	1	1
Grady	15	12	0	0	0	0	3
Grant	1	1	0	0	0	0	0
Hughes	2	1	0	0	0	0	1

Notes: Information in this table is based on data reported to DMHSAS as of 01/01/2002. The same client may be counted in more than one category, e.g., clients can receive services under more than one contract source, in more than one "County of Residence," or may have multiple "Other Indicators." Please see Definition page for other considerations.

Oklahoma Department of Mental Health and Substance Abuse Services

Counts of Admitted Clients Served by Funding Source for Each Agency During FY2001

OK COUNTY CRISIS INTERVENTION CENTER

	Funding Source						
	Total	Mental Health	Substance Abuse	Domestic Violence	Residential Care	Medicaid	Other
Jackson	4	4	0	0	0	0	1
Johnston	1	1	0	0	0	1	0
Kay	2	1	0	0	0	1	0
Kingfisher	12	9	0	0	0	2	1
Kiowa	1	1	0	0	0	1	1
Lincoln	43	32	0	0	0	6	7
Logan	45	36	0	0	0	6	5
McClain	6	5	0	0	0	0	2
McCurtain	2	0	0	0	0	2	0
McIntosh	1	1	0	0	0	0	1
Murray	2	2	0	0	0	0	0
Muskogee	2	2	0	0	0	0	0
Noble	3	2	0	0	0	0	1
Okfuskee	3	2	0	0	0	2	0
Oklahoma	1,452	1,186	0	0	0	200	222
Osage	3	3	0	0	0	0	0
Pawnee	1	0	0	0	0	1	0
Payne	71	44	0	0	0	17	11
Pittsburgh	2	2	0	0	0	0	0
Pontotoc	3	3	0	0	0	0	0
Pottawatomie	21	17	0	0	0	4	3
Pushmataha	1	1	0	0	0	0	0
Seminole	6	4	0	0	0	1	1
Stephens	3	2	0	0	0	1	0
Tulsa	6	6	0	0	0	0	0
Out of State/Unknown	32	27	0	0	0	0	6
Other Indicators							
Any Alcohol/Drug Problem	1,113	965	0	0	0	99	140
Custody of DHS	2	1	0	0	0	2	0
Custody of DOC	16	15	0	0	0	1	0
Deaf and Hearing Impaired	11	9	0	0	0	0	3
Dual Diagnosis	291	240	0	0	0	38	35
Homeless	371	333	0	0	0	36	38
Indigent	1,786	1,476	0	0	0	261	220
SMI (If ever)	1,462	1,163	0	0	0	239	224

Notes: Information in this table is based on data reported to DMHSAS as of 01/01/2002. The same client may be counted in more than one category, e.g., clients can receive services under more than one contract source, in more than one "County of Residence," or may have multiple "Other Indicators." Please see Definition page for other considerations.

Oklahoma Department of Mental Health and Substance Abuse Services

Counts of Admitted Clients Served by Funding Source for Each Agency During FY2001

OKLAHOMA YOUTH CENTER

	Total	Funding Source					
		Mental Health	Substance Abuse	Domestic Violence	Residential Care	Medicaid	Other
Total							
Unduplicated Count	306	39	0	0	0	218	59
Sex							
Female	125	13	0	0	0	86	31
Male	181	26	0	0	0	132	28
Age							
0-04	1	0	0	0	0	1	0
05-17	301	38	0	0	0	215	58
18-20	4	1	0	0	0	2	1
Race							
White	206	26	0	0	0	140	47
Black	29	3	0	0	0	23	4
Native American	20	4	0	0	0	15	1
Hispanic	9	4	0	0	0	5	0
Asian	3	0	0	0	0	1	2
Two or More Races	39	2	0	0	0	34	5
Presenting Problem/Diagnosis							
Developmental Disorder	39	2	0	0	0	31	6
Mood Disorder	211	28	0	0	0	146	45
Other Non-Psychotic	35	4	0	0	0	27	5
Other Psychotic	19	5	0	0	0	12	3
Substance Related	2	0	0	0	0	2	0
County of Residence							
Adair	1	0	0	0	0	0	1
Alfalfa	1	0	0	0	0	1	0
Beckham	5	2	0	0	0	3	1
Blaine	1	0	0	0	0	1	0
Bryan	3	0	0	0	0	3	0
Caddo	2	0	0	0	0	2	0
Canadian	10	0	0	0	0	6	4
Carter	8	0	0	0	0	8	0
Cherokee	1	0	0	0	0	1	0
Cleveland	80	4	0	0	0	57	22
Coal	2	0	0	0	0	1	1
Comanche	19	2	0	0	0	11	6
Cotton	1	0	0	0	0	1	0
Creek	1	0	0	0	0	1	0
Custer	2	0	0	0	0	2	0
Garfield	1	0	0	0	0	1	0
Garvin	3	0	0	0	0	2	1
Grady	6	1	0	0	0	5	0
Hughes	1	0	0	0	0	1	0
Jackson	9	1	0	0	0	2	6
Jefferson	2	0	0	0	0	2	0
Kay	5	0	0	0	0	4	1
Kiowa	2	0	0	0	0	1	1
Lincoln	5	0	0	0	0	5	0
Logan	1	0	0	0	0	0	1
Love	5	0	0	0	0	4	1
McClain	15	4	0	0	0	8	3

Notes: Information in this table is based on data reported to DMHSAS as of 01/01/2002. The same client may be counted in more than one category, e.g., clients can receive services under more than one contract source, in more than one "County of Residence," or may have multiple "Other Indicators." Please see Definition page for other considerations.

Oklahoma Department of Mental Health and Substance Abuse Services

Counts of Admitted Clients Served by Funding Source for Each Agency During FY2001

OKLAHOMA YOUTH CENTER

	Total	Funding Source					Other
		Mental Health	Substance Abuse	Domestic Violence	Residential Care	Medicaid	
Murray	3	1	0	0	0	2	0
Noble	1	0	0	0	0	1	0
Oklahoma	72	18	0	0	0	49	10
Okmulgee	1	0	0	0	0	1	0
Ottawa	1	1	0	0	0	0	0
Pawnee	1	0	0	0	0	1	0
Payne	3	0	0	0	0	3	0
Pittsburgh	3	1	0	0	0	2	0
Pontotoc	6	0	0	0	0	6	0
Pottawatomie	8	0	0	0	0	8	0
Seminole	2	0	0	0	0	2	0
Sequoyah	1	0	0	0	0	1	0
Stephens	1	1	0	0	0	0	0
Texas	1	0	0	0	0	1	0
Tillman	3	1	0	0	0	2	0
Tulsa	2	0	0	0	0	2	0
Wagoner	1	1	0	0	0	1	0
Washita	2	0	0	0	0	2	0
Woodward	1	0	0	0	0	1	0
Out of State/Unknown	1	1	0	0	0	0	0
Other Indicators							
Any Alcohol/Drug Problem	120	13	0	0	0	83	27
Custody of DHS	70	2	0	0	0	67	2
Custody of DOC	1	0	0	0	0	1	0
Custody of OJA	23	1	0	0	0	21	1
Dual Diagnosis	29	0	0	0	0	20	9
Homeless	4	0	0	0	0	4	0
Indigent	261	30	0	0	0	207	32
SED (6-17)	252	32	0	0	0	182	46
SMI (If ever)	4	0	0	0	0	4	0

Notes: Information in this table is based on data reported to DMHSAS as of 01/01/2002. The same client may be counted in more than one category, e.g., clients can receive services under more than one contract source, in more than one "County of Residence," or may have multiple "Other Indicators." Please see Definition page for other considerations.

Oklahoma Department of Mental Health and Substance Abuse Services

Counts of Admitted Clients Served by Funding Source for Each Agency During FY2001

OKLMULGEE COUNTY FAMILY RESOURCE CENTER INC.

	Total	Funding Source					
		Mental Health	Substance Abuse	Domestic Violence	Residential Care	Medicaid	Other
Total							
Unduplicated Count	302	0	0	292	0	0	21
Sex							
Female	230	0	0	230	0	0	2
Male	72	0	0	62	0	0	19
Age							
0-04	36	0	0	36	0	0	0
05-17	65	0	0	65	0	0	2
18-20	27	0	0	24	0	0	3
21-24	24	0	0	24	0	0	2
25-34	73	0	0	69	0	0	9
35-44	53	0	0	51	0	0	4
45-54	18	0	0	17	0	0	1
55-64	3	0	0	3	0	0	0
65-74	2	0	0	2	0	0	0
75-84	1	0	0	1	0	0	0
Race							
White	182	0	0	173	0	0	15
Black	32	0	0	31	0	0	2
Native American	79	0	0	79	0	0	3
Hispanic	4	0	0	4	0	0	1
Asian	5	0	0	5	0	0	0
Presenting Problem/Diagnosis							
Social Conditions	302	0	0	292	0	0	21
County of Residence							
Canadian	4	0	0	4	0	0	0
Cherokee	1	0	0	1	0	0	0
Creek	4	0	0	4	0	0	1
Hughes	6	0	0	6	0	0	0
Okfuskee	17	0	0	17	0	0	0
Oklahoma	1	0	0	1	0	0	0
Okmulgee	256	0	0	246	0	0	20
Osage	1	0	0	1	0	0	0
Pittsburgh	1	0	0	1	0	0	0
Tulsa	9	0	0	9	0	0	0
Out of State/Unknown	2	0	0	2	0	0	0
Other Indicators							
Any Alcohol/Drug Problem	81	0	0	72	0	0	14
Custody of DOC	2	0	0	2	0	0	0
Homeless	8	0	0	8	0	0	0
Indigent	288	0	0	280	0	0	18
SMI (If ever)	33	0	0	33	0	0	0

Notes: Information in this table is based on data reported to DMHSAS as of 01/01/2002. The same client may be counted in more than one category, e.g., clients can receive services under more than one contract source, in more than one "County of Residence," or may have multiple "Other Indicators." Please see Definition page for other considerations.

Oklahoma Department of Mental Health and Substance Abuse Services

Counts of Admitted Clients Served by Funding Source for Each Agency During FY2001

OPPORTUNITIES, INC.

	Total	Funding Source					
		Mental Health	Substance Abuse	Domestic Violence	Residential Care	Medicaid	Other
Total							
Unduplicated Count	205	0	205	0	0	0	0
Sex							
Female	63	0	63	0	0	0	0
Male	142	0	142	0	0	0	0
Age							
05-17	2	0	2	0	0	0	0
18-20	13	0	13	0	0	0	0
21-24	19	0	19	0	0	0	0
25-34	70	0	70	0	0	0	0
35-44	79	0	79	0	0	0	0
45-54	19	0	19	0	0	0	0
55-64	3	0	3	0	0	0	0
Race							
White	134	0	134	0	0	0	0
Black	11	0	11	0	0	0	0
Native American	34	0	34	0	0	0	0
Hispanic	5	0	5	0	0	0	0
Two or More Races	21	0	21	0	0	0	0
Presenting Problem/Diagnosis							
Alcohol Abuse	48	0	48	0	0	0	0
Social Conditions	1	0	1	0	0	0	0
Substance Related	156	0	156	0	0	0	0
County of Residence							
Beckham	12	0	12	0	0	0	0
Blaine	17	0	17	0	0	0	0
Bryan	1	0	1	0	0	0	0
Caddo	24	0	24	0	0	0	0
Canadian	6	0	6	0	0	0	0
Carter	2	0	2	0	0	0	0
Cleveland	3	0	3	0	0	0	0
Comanche	10	0	10	0	0	0	0
Creek	1	0	1	0	0	0	0
Custer	4	0	4	0	0	0	0
Garfield	4	0	4	0	0	0	0
Grady	1	0	1	0	0	0	0
Harmon	2	0	2	0	0	0	0
Hughes	2	0	2	0	0	0	0
Jackson	1	0	1	0	0	0	0
Jefferson	1	0	1	0	0	0	0
Kay	4	0	4	0	0	0	0
Kingfisher	2	0	2	0	0	0	0
Kiowa	2	0	2	0	0	0	0
Logan	6	0	6	0	0	0	0
Major	2	0	2	0	0	0	0
McCurtain	2	0	2	0	0	0	0
McIntosh	1	0	1	0	0	0	0
Murray	1	0	1	0	0	0	0
Noble	1	0	1	0	0	0	0
Nowata	1	0	1	0	0	0	0

Notes: Information in this table is based on data reported to DMHSAS as of 01/01/2002. The same client may be counted in more than one category, e.g., clients can receive services under more than one contract source, in more than one "County of Residence," or may have multiple "Other Indicators." Please see Definition page for other considerations.

Oklahoma Department of Mental Health and Substance Abuse Services

Counts of Admitted Clients Served by Funding Source for Each Agency During FY2001

OPPORTUNITIES, INC.

	Funding Source						
	Total	Mental Health	Substance Abuse	Domestic Violence	Residential Care	Medicaid	Other
Okfuskee	9	0	9	0	0	0	0
Oklahoma	36	0	36	0	0	0	0
Okmulgee	1	0	1	0	0	0	0
Ottawa	1	0	1	0	0	0	0
Payne	7	0	7	0	0	0	0
Pontotoc	12	0	12	0	0	0	0
Pottawatomie	2	0	2	0	0	0	0
Pushmataha	1	0	1	0	0	0	0
Roger Mills	2	0	2	0	0	0	0
Rogers	1	0	1	0	0	0	0
Seminole	1	0	1	0	0	0	0
Stephens	3	0	3	0	0	0	0
Texas	1	0	1	0	0	0	0
Tillman	1	0	1	0	0	0	0
Tulsa	3	0	3	0	0	0	0
Washington	2	0	2	0	0	0	0
Washita	3	0	3	0	0	0	0
Woods	1	0	1	0	0	0	0
Woodward	4	0	4	0	0	0	0
Out of State/Unknown	1	0	1	0	0	0	0
Other Indicators							
Any Alcohol/Drug Problem	204	0	204	0	0	0	0
Custody of DOC	22	0	22	0	0	0	0
Deaf and Hearing Impaired	2	0	2	0	0	0	0
Homeless	32	0	32	0	0	0	0
Indigent	199	0	199	0	0	0	0
SMI (If ever)	40	0	40	0	0	0	0

Notes: Information in this table is based on data reported to DMHSAS as of 01/01/2002. The same client may be counted in more than one category, e.g., clients can receive services under more than one contract source, in more than one "County of Residence," or may have multiple "Other Indicators." Please see Definition page for other considerations.

Oklahoma Department of Mental Health and Substance Abuse Services

Counts of Admitted Clients Served by Funding Source for Each Agency During FY2001

ORCHARD GROVE

	Total	Funding Source					
		Mental Health	Substance Abuse	Domestic Violence	Residential Care	Medicaid	Other
Total							
Unduplicated Count	25	0	0	0	25	0	0
Sex							
Female	9	0	0	0	9	0	0
Male	16	0	0	0	16	0	0
Age							
18-20	1	0	0	0	1	0	0
21-24	4	0	0	0	4	0	0
25-34	7	0	0	0	7	0	0
35-44	7	0	0	0	7	0	0
45-54	5	0	0	0	5	0	0
55-64	1	0	0	0	1	0	0
Race							
White	23	0	0	0	23	0	0
Black	1	0	0	0	1	0	0
Native American	1	0	0	0	1	0	0
Presenting Problem/Diagnosis							
Developmental Disorder	11	0	0	0	11	0	0
Mood Disorder	1	0	0	0	1	0	0
Other Psychotic	1	0	0	0	1	0	0
Schizophrenia	10	0	0	0	10	0	0
Social Conditions	2	0	0	0	2	0	0
County of Residence							
Mayes	25	0	0	0	25	0	0
Other Indicators							
Any Alcohol/Drug Problem	2	0	0	0	2	0	0
Homeless	1	0	0	0	1	0	0
Indigent	24	0	0	0	24	0	0
SMI (If ever)	25	0	0	0	25	0	0

Notes: Information in this table is based on data reported to DMHSAS as of 01/01/2002. The same client may be counted in more than one category, e.g., clients can receive services under more than one contract source, in more than one "County of Residence," or may have multiple "Other Indicators." Please see Definition page for other considerations.

Oklahoma Department of Mental Health and Substance Abuse Services

Counts of Admitted Clients Served by Funding Source for Each Agency During FY2001

PADEN RESIDENTIAL CARE

	Total	Funding Source					
		Mental Health	Substance Abuse	Domestic Violence	Residential Care	Medicaid	Other
Total							
Unduplicated Count	57	0	0	0	57	0	0
Sex							
Female	19	0	0	0	19	0	0
Male	38	0	0	0	38	0	0
Age							
18-20	1	0	0	0	1	0	0
21-24	1	0	0	0	1	0	0
25-34	5	0	0	0	5	0	0
35-44	18	0	0	0	18	0	0
45-54	16	0	0	0	16	0	0
55-64	13	0	0	0	13	0	0
65-74	2	0	0	0	2	0	0
75-84	1	0	0	0	1	0	0
Race							
White	49	0	0	0	49	0	0
Black	5	0	0	0	5	0	0
Native American	2	0	0	0	2	0	0
Asian	1	0	0	0	1	0	0
Presenting Problem/Diagnosis							
Developmental Disorder	44	0	0	0	44	0	0
Mood Disorder	3	0	0	0	3	0	0
Other Psychotic	7	0	0	0	7	0	0
Social Conditions	3	0	0	0	3	0	0
County of Residence							
Cleveland	4	0	0	0	4	0	0
Lincoln	2	0	0	0	2	0	0
Okfuskee	44	0	0	0	44	0	0
Oklahoma	5	0	0	0	5	0	0
Woodward	2	0	0	0	2	0	0
Other Indicators							
Any Alcohol/Drug Problem	2	0	0	0	2	0	0
Custody of DHS	1	0	0	0	1	0	0
Homeless	2	0	0	0	2	0	0
Indigent	53	0	0	0	53	0	0
SMI (If ever)	57	0	0	0	57	0	0

Notes: Information in this table is based on data reported to DMHSAS as of 01/01/2002. The same client may be counted in more than one category, e.g., clients can receive services under more than one contract source, in more than one "County of Residence," or may have multiple "Other Indicators." Please see Definition page for other considerations.

Oklahoma Department of Mental Health and Substance Abuse Services

Counts of Admitted Clients Served by Funding Source for Each Agency During FY2001

PARKSIDE, INC.

	Total	Funding Source					
		Mental Health	Substance Abuse	Domestic Violence	Residential Care	Medicaid	Other
Total							
Unduplicated Count	4,642	4,336	953	0	0	513	0
Sex							
Female	2,403	2,248	393	0	0	290	0
Male	2,239	2,088	560	0	0	223	0
Age							
0-04	4	2	0	0	0	2	0
05-17	119	84	3	0	0	46	0
18-20	244	235	50	0	0	12	0
21-24	430	420	100	0	0	17	0
25-34	1,121	1,076	245	0	0	66	0
35-44	1,378	1,293	344	0	0	163	0
45-54	930	865	178	0	0	123	0
55-64	324	290	32	0	0	55	0
65-74	76	61	1	0	0	23	0
75-84	13	8	0	0	0	5	0
85+	3	2	0	0	0	1	0
Race							
White	3,501	3,277	728	0	0	344	0
Black	781	721	146	0	0	132	0
Native American	175	165	52	0	0	20	0
Hispanic	71	69	10	0	0	4	0
Asian	22	20	3	0	0	4	0
Two or More Races	92	84	14	0	0	9	0
Presenting Problem/Diagnosis							
Alcohol Abuse	128	121	45	0	0	1	0
Developmental Disorder	55	38	4	0	0	21	0
Mood Disorder	2,624	2,482	600	0	0	197	0
Non Alcohol/Drug Related	31	28	0	0	0	7	0
Other Non-Psychotic	424	401	27	0	0	39	0
Other Psychotic	545	513	106	0	0	76	0
Personality Disorder	48	44	9	0	0	6	0
Schizophrenia	612	543	103	0	0	164	0
Social Conditions	22	22	1	0	0	0	0
Substance Related	153	144	58	0	0	2	0
County of Residence							
Adair	3	3	1	0	0	0	0
Blaine	1	1	1	0	0	0	0
Cherokee	7	4	4	0	0	0	0
Choctaw	1	1	0	0	0	0	0
Cleveland	1	1	1	0	0	0	0
Coal	2	1	1	0	0	0	0
Cotton	1	1	0	0	0	0	0
Creek	60	55	10	0	0	8	0
Custer	2	2	0	0	0	0	0
Delaware	3	3	0	0	0	0	0
Hughes	1	1	0	0	0	0	0
Kay	2	2	2	0	0	0	0
Latimer	1	1	1	0	0	0	0
Lincoln	1	1	1	0	0	0	0

Notes: Information in this table is based on data reported to DMHSAS as of 01/01/2002. The same client may be counted in more than one category, e.g., clients can receive services under more than one contract source, in more than one "County of Residence," or may have multiple "Other Indicators." Please see Definition page for other considerations.

Oklahoma Department of Mental Health and Substance Abuse Services

Counts of Admitted Clients Served by Funding Source for Each Agency During FY2001

PARKSIDE, INC.

	Funding Source						
	Total	Mental Health	Substance Abuse	Domestic Violence	Residential Care	Medicaid	
Logan	1	1	1	0	0	0	0
Mayes	3	3	0	0	0	0	0
McCurtain	1	1	1	0	0	0	0
McIntosh	3	2	2	0	0	0	0
Muskogee	1	1	0	0	0	0	0
Noble	1	1	0	0	0	0	0
Okfuskee	2	2	0	0	0	1	0
Oklahoma	10	8	2	0	0	3	0
Okmulgee	20	17	6	0	0	3	0
Osage	28	24	4	0	0	6	0
Ottawa	1	1	0	0	0	0	0
Pawnee	1	1	0	0	0	0	0
Payne	2	2	0	0	0	0	0
Pontotoc	1	1	0	0	0	0	0
Pottawatomie	2	2	0	0	0	0	0
Roger Mills	1	1	1	0	0	0	0
Rogers	22	20	2	0	0	3	0
Tulsa	4,414	4,130	906	0	0	487	0
Wagoner	20	20	4	0	0	1	0
Washington	4	4	0	0	0	0	0
Washita	3	3	0	0	0	0	0
Woods	2	2	0	0	0	0	0
Out of State/Unknown	13	12	2	0	0	1	0
Other Indicators							
Any Alcohol/Drug Problem	2,150	1,986	906	0	0	189	0
Custody of DHS	27	8	0	0	0	25	0
Custody of DOC	41	41	5	0	0	0	0
Deaf and Hearing Impaired	12	9	0	0	0	7	0
Dual Diagnosis	1,188	1,082	624	0	0	128	0
Homeless	446	433	132	0	0	35	0
Indigent	4,513	4,218	928	0	0	510	0
SED (6-17)	90	63	0	0	0	35	0
SMI (If ever)	4,388	4,128	933	0	0	462	0

Notes: Information in this table is based on data reported to DMHSAS as of 01/01/2002. The same client may be counted in more than one category, e.g., clients can receive services under more than one contract source, in more than one "County of Residence," or may have multiple "Other Indicators." Please see Definition page for other considerations.

Oklahoma Department of Mental Health and Substance Abuse Services

Counts of Admitted Clients Served by Funding Source for Each Agency During FY2001

PAYNE CO COUNSELING SVC,INC.

		Funding Source						
		Total	Mental Health	Substance Abuse	Domestic Violence	Residential Care	Medicaid Other	
Total	Unduplicated Count	256	0	256	0	0	0	0
Sex	Female	52	0	52	0	0	0	0
	Male	204	0	204	0	0	0	0
Age	05-17	2	0	2	0	0	0	0
	18-20	53	0	53	0	0	0	0
	21-24	95	0	95	0	0	0	0
	25-34	41	0	41	0	0	0	0
	35-44	48	0	48	0	0	0	0
	45-54	11	0	11	0	0	0	0
	55-64	4	0	4	0	0	0	0
	65-74	1	0	1	0	0	0	0
	75-84	1	0	1	0	0	0	0
Race	White	213	0	213	0	0	0	0
	Black	13	0	13	0	0	0	0
	Native American	21	0	21	0	0	0	0
	Hispanic	7	0	7	0	0	0	0
	Asian	2	0	2	0	0	0	0
Presenting Problem/Diagnosis	Alcohol Abuse	201	0	201	0	0	0	0
	Substance Related	55	0	55	0	0	0	0
County of Residence	Craig	1	0	1	0	0	0	0
	Hughes	1	0	1	0	0	0	0
	Kay	1	0	1	0	0	0	0
	Lincoln	1	0	1	0	0	0	0
	Logan	2	0	2	0	0	0	0
	Noble	4	0	4	0	0	0	0
	Osage	2	0	2	0	0	0	0
	Pawnee	2	0	2	0	0	0	0
	Payne	242	0	242	0	0	0	0
Other Indicators	Any Alcohol/Drug Problem	256	0	256	0	0	0	0
	Custody of DOC	5	0	5	0	0	0	0
	Indigent	254	0	254	0	0	0	0
	SMI (If ever)	14	0	14	0	0	0	0

Notes: Information in this table is based on data reported to DMHSAS as of 01/01/2002. The same client may be counted in more than one category, e.g., clients can receive services under more than one contract source, in more than one "County of Residence," or may have multiple "Other Indicators." Please see Definition page for other considerations.

Oklahoma Department of Mental Health and Substance Abuse Services

Counts of Admitted Clients Served by Funding Source for Each Agency During FY2001

PRAGUE ASSISTED LIVING CTR

	Total	Funding Source					
		Mental Health	Substance Abuse	Domestic Violence	Residential Care	Medicaid	Other
Total							
Unduplicated Count	52	0	0	0	52	0	0
Sex							
Female	24	0	0	0	24	0	0
Male	28	0	0	0	28	0	0
Age							
18-20	2	0	0	0	2	0	0
21-24	2	0	0	0	2	0	0
25-34	9	0	0	0	9	0	0
35-44	17	0	0	0	17	0	0
45-54	16	0	0	0	16	0	0
55-64	4	0	0	0	4	0	0
65-74	2	0	0	0	2	0	0
Race							
White	31	0	0	0	31	0	0
Black	17	0	0	0	17	0	0
Native American	4	0	0	0	4	0	0
Presenting Problem/Diagnosis							
Mood Disorder	39	0	0	0	39	0	0
Other Psychotic	12	0	0	0	12	0	0
Social Conditions	1	0	0	0	1	0	0
County of Residence							
Carter	1	0	0	0	1	0	0
Lincoln	51	0	0	0	51	0	0
Other Indicators							
Any Alcohol/Drug Problem	2	0	0	0	2	0	0
Custody of DOC	1	0	0	0	1	0	0
Homeless	1	0	0	0	1	0	0
Indigent	50	0	0	0	50	0	0
SMI (If ever)	52	0	0	0	52	0	0

Notes: Information in this table is based on data reported to DMHSAS as of 01/01/2002. The same client may be counted in more than one category, e.g., clients can receive services under more than one contract source, in more than one "County of Residence," or may have multiple "Other Indicators." Please see Definition page for other considerations.

Oklahoma Department of Mental Health and Substance Abuse Services

Counts of Admitted Clients Served by Funding Source for Each Agency During FY2001

PROJECT SAFE, INC.

	Total	Funding Source					
		Mental Health	Substance Abuse	Domestic Violence	Residential Care	Medicaid	Other
Total							
Unduplicated Count	455	0	0	455	0	0	0
Sex							
Female	308	0	0	308	0	0	0
Male	147	0	0	147	0	0	0
Age							
0-04	55	0	0	55	0	0	0
05-17	113	0	0	113	0	0	0
18-20	17	0	0	17	0	0	0
21-24	41	0	0	41	0	0	0
25-34	102	0	0	102	0	0	0
35-44	98	0	0	98	0	0	0
45-54	25	0	0	25	0	0	0
55-64	3	0	0	3	0	0	0
65-74	1	0	0	1	0	0	0
Race							
White	311	0	0	311	0	0	0
Black	39	0	0	39	0	0	0
Native American	62	0	0	62	0	0	0
Hispanic	18	0	0	18	0	0	0
Two or More Races	25	0	0	25	0	0	0
Presenting Problem/Diagnosis							
Social Conditions	455	0	0	455	0	0	0
County of Residence							
Adair	1	0	0	1	0	0	0
Canadian	3	0	0	3	0	0	0
Cleveland	4	0	0	4	0	0	0
Cotton	1	0	0	1	0	0	0
Garvin	1	0	0	1	0	0	0
Grady	4	0	0	4	0	0	0
Lincoln	18	0	0	18	0	0	0
Logan	2	0	0	2	0	0	0
McClain	3	0	0	3	0	0	0
McIntosh	5	0	0	5	0	0	0
Oklahoma	74	0	0	74	0	0	0
Pittsburgh	3	0	0	3	0	0	0
Pottawatomie	314	0	0	314	0	0	0
Seminole	9	0	0	9	0	0	0
Sequoyah	1	0	0	1	0	0	0
Stephens	4	0	0	4	0	0	0
Washington	1	0	0	1	0	0	0
Out of State/Unknown	7	0	0	7	0	0	0
Other Indicators							
Any Alcohol/Drug Problem	4	0	0	4	0	0	0
Custody of DOC	2	0	0	2	0	0	0
Homeless	1	0	0	1	0	0	0
Indigent	412	0	0	412	0	0	0
SMI (If ever)	54	0	0	54	0	0	0

Notes: Information in this table is based on data reported to DMHSAS as of 01/01/2002. The same client may be counted in more than one category, e.g., clients can receive services under more than one contract source, in more than one "County of Residence," or may have multiple "Other Indicators." Please see Definition page for other considerations.

Oklahoma Department of Mental Health and Substance Abuse Services

Counts of Admitted Clients Served by Funding Source for Each Agency During FY2001

RAMBLING ROSE RESIDENTIAL CARE

	Total	Funding Source					
		Mental Health	Substance Abuse	Domestic Violence	Residential Care	Medicaid	Other
Total							
Unduplicated Count	25	0	0	0	25	0	0
Sex							
Female	10	0	0	0	10	0	0
Male	15	0	0	0	15	0	0
Age							
18-20	1	0	0	0	1	0	0
25-34	2	0	0	0	2	0	0
35-44	8	0	0	0	8	0	0
45-54	7	0	0	0	7	0	0
55-64	5	0	0	0	5	0	0
65-74	1	0	0	0	1	0	0
75-84	1	0	0	0	1	0	0
Race							
White	23	0	0	0	23	0	0
Black	1	0	0	0	1	0	0
Two or More Races	1	0	0	0	1	0	0
Presenting Problem/Diagnosis							
Alcohol Abuse	1	0	0	0	1	0	0
Developmental Disorder	2	0	0	0	2	0	0
Mood Disorder	15	0	0	0	15	0	0
Other Psychotic	2	0	0	0	2	0	0
Social Conditions	3	0	0	0	3	0	0
Unknown/Other	1	0	0	0	1	0	0
Deferred/No Diagnosis	1	0	0	0	1	0	0
County of Residence							
Craig	1	0	0	0	1	0	0
Mayes	23	0	0	0	23	0	0
McIntosh	1	0	0	0	1	0	0
Other Indicators							
Any Alcohol/Drug Problem	1	0	0	0	1	0	0
Custody of DHS	1	0	0	0	1	0	0
Homeless	1	0	0	0	1	0	0
Indigent	25	0	0	0	25	0	0
SMI (If ever)	25	0	0	0	25	0	0

Notes: Information in this table is based on data reported to DMHSAS as of 01/01/2002. The same client may be counted in more than one category, e.g., clients can receive services under more than one contract source, in more than one "County of Residence," or may have multiple "Other Indicators." Please see Definition page for other considerations.

Oklahoma Department of Mental Health and Substance Abuse Services

Counts of Admitted Clients Served by Funding Source for Each Agency During FY2001

RED ROCK BEHAVIORAL HEALTH SVC

	Total	Funding Source					
		Mental Health	Substance Abuse	Domestic Violence	Residential Care	Medicaid	Other
Total							
Unduplicated Count	1,685	1,309	59	0	0	481	25
Sex							
Female	848	611	9	0	0	308	14
Male	837	698	50	0	0	173	11
Age							
0-04	2	2	0	0	0	0	0
05-17	421	410	0	0	0	24	0
18-20	57	55	1	0	0	2	1
21-24	80	72	1	0	0	11	4
25-34	225	182	16	0	0	48	5
35-44	373	287	29	0	0	122	10
45-54	247	182	12	0	0	93	2
55-64	116	74	0	0	0	58	1
65-74	72	26	0	0	0	46	1
75-84	50	12	0	0	0	39	1
85+	42	7	0	0	0	38	0
Race							
White	1,096	839	49	0	0	307	19
Black	431	333	7	0	0	147	5
Native American	62	48	1	0	0	16	1
Hispanic	24	24	1	0	0	1	0
Asian	6	6	0	0	0	1	0
Two or More Races	63	57	0	0	0	9	0
Unknown	3	2	1	0	0	0	0
Presenting Problem/Diagnosis							
Alcohol Abuse	11	8	1	0	0	1	2
Developmental Disorder	109	103	0	0	0	12	0
Mood Disorder	638	502	30	0	0	174	4
Non Alcohol/Drug Related	35	14	0	0	0	22	2
Other Non-Psychotic	302	216	12	0	0	90	4
Other Psychotic	155	125	1	0	0	54	5
Personality Disorder	11	7	1	0	0	4	0
Schizophrenia	236	157	5	0	0	118	5
Social Conditions	145	142	0	0	0	3	0
Substance Related	40	33	8	0	0	3	3
Deferred/No Diagnosis	3	2	1	0	0	0	0
County of Residence							
Beaver	1	1	0	0	0	0	0
Beckham	1	0	0	0	0	1	0
Blaine	1	1	0	0	0	0	0
Bryan	1	0	1	0	0	0	0
Canadian	4	2	1	0	0	1	0
Carter	2	1	0	0	0	2	0
Cleveland	17	11	0	0	0	7	0
Custer	1	1	0	0	0	0	0
Dewey	2	1	1	0	0	0	0
Garfield	2	2	0	0	0	1	0
Hughes	1	1	0	0	0	0	0
Johnston	1	1	0	0	0	0	0

Notes: Information in this table is based on data reported to DMHSAS as of 01/01/2002. The same client may be counted in more than one category, e.g., clients can receive services under more than one contract source, in more than one "County of Residence," or may have multiple "Other Indicators." Please see Definition page for other considerations.

Oklahoma Department of Mental Health and Substance Abuse Services

Counts of Admitted Clients Served by Funding Source for Each Agency During FY2001

RED ROCK BEHAVIORAL HEALTH SVC

	Total	Funding Source					
		Mental Health	Substance Abuse	Domestic Violence	Residential Care	Medicaid	Other
Kay	1	1	1	0	0	0	0
Lincoln	208	163	7	0	0	64	0
Logan	2	1	0	0	0	1	0
McClain	2	1	1	0	0	1	0
Okfuskee	1	0	0	0	0	1	0
Oklahoma	1,051	860	45	0	0	241	18
Payne	14	2	0	0	0	12	0
Pottawatomie	301	201	1	0	0	131	2
Roger Mills	1	0	0	0	0	1	0
Seminole	34	24	0	0	0	14	0
Tulsa	33	32	0	0	0	3	5
Out of State/Unknown	3	2	1	0	0	0	0
Other Indicators							
Any Alcohol/Drug Problem	428	346	42	0	0	93	21
Custody of DHS	5	3	0	0	0	4	0
Custody of DOC	25	22	1	0	0	5	1
Custody of OJA	1	1	0	0	0	0	0
Deaf and Hearing Impaired	14	4	0	0	0	11	0
Dual Diagnosis	230	188	17	0	0	61	7
Homeless	22	19	4	0	0	10	1
Indigent	1,605	1,231	58	0	0	479	24
SED (6-17)	57	56	0	0	0	4	0
SMI (If ever)	863	650	25	0	0	308	22

Notes: Information in this table is based on data reported to DMHSAS as of 01/01/2002. The same client may be counted in more than one category, e.g., clients can receive services under more than one contract source, in more than one "County of Residence," or may have multiple "Other Indicators." Please see Definition page for other considerations.

Oklahoma Department of Mental Health and Substance Abuse Services

Counts of Admitted Clients Served by Funding Source for Each Agency During FY2001

RED ROCK WEST

	Total	Funding Source					
		Mental Health	Substance Abuse	Domestic Violence	Residential Care	Medicaid	Other
Total							
Unduplicated Count	937	783	44	0	0	364	1
Sex							
Female	488	385	15	0	0	226	1
Male	449	398	29	0	0	138	0
Age							
0-04	6	6	0	0	0	3	0
05-17	79	70	7	0	0	32	0
18-20	68	66	1	0	0	10	0
21-24	65	54	7	0	0	17	0
25-34	198	174	13	0	0	65	0
35-44	251	216	10	0	0	96	0
45-54	165	131	6	0	0	72	0
55-64	69	49	0	0	0	46	1
65-74	20	13	0	0	0	9	0
75-84	12	3	0	0	0	11	0
85+	4	1	0	0	0	3	0
Race							
White	779	645	36	0	0	305	1
Black	45	35	4	0	0	18	0
Native American	39	35	2	0	0	16	0
Hispanic	38	35	2	0	0	13	0
Two or More Races	36	33	0	0	0	12	0
Presenting Problem/Diagnosis							
Alcohol Abuse	48	45	7	0	0	9	0
Developmental Disorder	40	36	5	0	0	15	0
Mood Disorder	355	284	9	0	0	157	1
Non Alcohol/Drug Related	3	3	0	0	0	1	0
Other Non-Psychotic	239	202	4	0	0	82	0
Other Psychotic	75	66	1	0	0	33	0
Personality Disorder	18	18	0	0	0	2	0
Schizophrenia	92	69	1	0	0	56	0
Social Conditions	8	8	0	0	0	3	0
Substance Related	59	52	17	0	0	6	0
County of Residence							
Beckham	259	210	7	0	0	114	1
Blaine	137	123	0	0	0	32	0
Caddo	11	8	1	0	0	5	0
Canadian	4	3	0	0	0	1	0
Comanche	3	3	0	0	0	0	0
Custer	254	213	31	0	0	106	0
Dewey	10	9	0	0	0	5	0
Ellis	3	2	0	0	0	3	0
Garfield	1	1	0	0	0	0	0
Greer	39	34	0	0	0	11	0
Harper	1	1	0	0	0	0	0
Jackson	4	3	0	0	0	2	0
Kiowa	89	70	1	0	0	36	0
Major	1	1	0	0	0	0	0
Murray	1	1	0	0	0	1	0

Notes: Information in this table is based on data reported to DMHSAS as of 01/01/2002. The same client may be counted in more than one category, e.g., clients can receive services under more than one contract source, in more than one "County of Residence," or may have multiple "Other Indicators." Please see Definition page for other considerations.

Oklahoma Department of Mental Health and Substance Abuse Services

Counts of Admitted Clients Served by Funding Source for Each Agency During FY2001

RED ROCK WEST

	Funding Source						
	Total	Mental Health	Substance Abuse	Domestic Violence	Residential Care	Medicaid	Other
Oklahoma	4	4	0	0	0	2	0
Ottawa	1	1	0	0	0	1	0
Pittsburgh	1	1	0	0	0	0	0
Roger Mills	19	18	0	0	0	5	0
Washita	84	66	4	0	0	40	0
Out of State/Unknown	11	11	0	0	0	0	0
Other Indicators							
Any Alcohol/Drug Problem	286	257	43	0	0	78	0
Custody of DHS	21	17	0	0	0	17	0
Custody of DOC	10	8	4	0	0	2	0
Custody of OJA	3	3	0	0	0	1	0
Deaf and Hearing Impaired	8	7	1	0	0	4	0
Dual Diagnosis	90	83	8	0	0	39	0
Homeless	21	20	0	0	0	4	0
Indigent	910	759	40	0	0	363	1
SED (6-17)	19	13	5	0	0	10	0
SMI (If ever)	564	463	19	0	0	267	1

Notes: Information in this table is based on data reported to DMHSAS as of 01/01/2002. The same client may be counted in more than one category, e.g., clients can receive services under more than one contract source, in more than one "County of Residence," or may have multiple "Other Indicators." Please see Definition page for other considerations.

Oklahoma Department of Mental Health and Substance Abuse Services

Counts of Admitted Clients Served by Funding Source for Each Agency During FY2001

ROADBACK, INC.

		Funding Source						
		Total	Mental Health	Substance Abuse	Domestic Violence	Residential Care	Medicaid	Other
Total	Unduplicated Count	323	0	323	0	0	0	0
Sex	Female	110	0	110	0	0	0	0
	Male	213	0	213	0	0	0	0
Age	05-17	16	0	16	0	0	0	0
	18-20	18	0	18	0	0	0	0
	21-24	39	0	39	0	0	0	0
	25-34	76	0	76	0	0	0	0
	35-44	109	0	109	0	0	0	0
	45-54	49	0	49	0	0	0	0
	55-64	11	0	11	0	0	0	0
	65-74	4	0	4	0	0	0	0
	75-84	1	0	1	0	0	0	0
Race	White	197	0	197	0	0	0	0
	Black	63	0	63	0	0	0	0
	Native American	49	0	49	0	0	0	0
	Hispanic	8	0	8	0	0	0	0
	Two or More Races	6	0	6	0	0	0	0
Presenting Problem/Diagnosis	Alcohol Abuse	152	0	152	0	0	0	0
	Substance Related	171	0	171	0	0	0	0
County of Residence	Beckham	4	0	4	0	0	0	0
	Caddo	11	0	11	0	0	0	0
	Canadian	3	0	3	0	0	0	0
	Carter	3	0	3	0	0	0	0
	Cherokee	1	0	1	0	0	0	0
	Cleveland	4	0	4	0	0	0	0
	Coal	2	0	2	0	0	0	0
	Comanche	199	0	199	0	0	0	0
	Cotton	1	0	1	0	0	0	0
	Creek	1	0	1	0	0	0	0
	Custer	4	0	4	0	0	0	0
	Grady	4	0	4	0	0	0	0
	Greer	3	0	3	0	0	0	0
	Harmon	1	0	1	0	0	0	0
	Jackson	20	0	20	0	0	0	0
	Jefferson	2	0	2	0	0	0	0
	Kay	1	0	1	0	0	0	0
	Kiowa	5	0	5	0	0	0	0
	Lincoln	1	0	1	0	0	0	0
	Love	1	0	1	0	0	0	0
	McClain	2	0	2	0	0	0	0
	Murray	1	0	1	0	0	0	0
	Noble	1	0	1	0	0	0	0
	Nowata	1	0	1	0	0	0	0
	Oklahoma	12	0	12	0	0	0	0

Notes: Information in this table is based on data reported to DMHSAS as of 01/01/2002. The same client may be counted in more than one category, e.g., clients can receive services under more than one contract source, in more than one "County of Residence," or may have multiple "Other Indicators." Please see Definition page for other considerations.

Oklahoma Department of Mental Health and Substance Abuse Services

Counts of Admitted Clients Served by Funding Source for Each Agency During FY2001

ROADBACK, INC.

	Total	Funding Source					
		Mental Health	Substance Abuse	Domestic Violence	Residential Care	Medicaid	Other
Pawnee	1	0	1	0	0	0	0
Payne	2	0	2	0	0	0	0
Pontotoc	1	0	1	0	0	0	0
Pottawatomie	2	0	2	0	0	0	0
Roger Mills	1	0	1	0	0	0	0
Seminole	1	0	1	0	0	0	0
Stephens	12	0	12	0	0	0	0
Tillman	4	0	4	0	0	0	0
Tulsa	4	0	4	0	0	0	0
Out of State/Unknown	7	0	7	0	0	0	0
Other Indicators							
Any Alcohol/Drug Problem	323	0	323	0	0	0	0
Custody of DOC	6	0	6	0	0	0	0
Homeless	75	0	75	0	0	0	0
Indigent	304	0	304	0	0	0	0
SMI (If ever)	62	0	62	0	0	0	0

Notes: Information in this table is based on data reported to DMHSAS as of 01/01/2002. The same client may be counted in more than one category, e.g., clients can receive services under more than one contract source, in more than one "County of Residence," or may have multiple "Other Indicators." Please see Definition page for other considerations.

Oklahoma Department of Mental Health and Substance Abuse Services

Counts of Admitted Clients Served by Funding Source for Each Agency During FY2001

ROGERS CO COMMUNITY SERVICES

	Total	Funding Source					
		Mental Health	Substance Abuse	Domestic Violence	Residential Care	Medicaid	Other
Total							
Unduplicated Count	343	0	0	343	0	0	0
Sex							
Female	199	0	0	199	0	0	0
Male	144	0	0	144	0	0	0
Age							
0-04	26	0	0	26	0	0	0
05-17	57	0	0	57	0	0	0
18-20	19	0	0	19	0	0	0
21-24	30	0	0	30	0	0	0
25-34	103	0	0	103	0	0	0
35-44	80	0	0	80	0	0	0
45-54	22	0	0	22	0	0	0
55-64	5	0	0	5	0	0	0
65-74	1	0	0	1	0	0	0
Race							
White	239	0	0	239	0	0	0
Black	10	0	0	10	0	0	0
Native American	60	0	0	60	0	0	0
Hispanic	14	0	0	14	0	0	0
Two or More Races	20	0	0	20	0	0	0
Presenting Problem/Diagnosis							
Mood Disorder	1	0	0	1	0	0	0
Social Conditions	336	0	0	336	0	0	0
Deferred/No Diagnosis	6	0	0	6	0	0	0
County of Residence							
Adair	1	0	0	1	0	0	0
Cherokee	2	0	0	2	0	0	0
Creek	2	0	0	2	0	0	0
Love	1	0	0	1	0	0	0
Mayes	47	0	0	47	0	0	0
Nowata	4	0	0	4	0	0	0
Rogers	256	0	0	256	0	0	0
Tulsa	18	0	0	18	0	0	0
Wagoner	6	0	0	6	0	0	0
Washington	3	0	0	3	0	0	0
Out of State/Unknown	3	0	0	3	0	0	0
Other Indicators							
Any Alcohol/Drug Problem	6	0	0	6	0	0	0
Custody of DOC	2	0	0	2	0	0	0
Homeless	59	0	0	59	0	0	0
Indigent	288	0	0	288	0	0	0
SMI (If ever)	25	0	0	25	0	0	0

Notes: Information in this table is based on data reported to DMHSAS as of 01/01/2002. The same client may be counted in more than one category, e.g., clients can receive services under more than one contract source, in more than one "County of Residence," or may have multiple "Other Indicators." Please see Definition page for other considerations.

Oklahoma Department of Mental Health and Substance Abuse Services

Counts of Admitted Clients Served by Funding Source for Each Agency During FY2001

ROGERS COUNTY DRUG ABUSE PROGRAM, INC.

	Total	Funding Source					
		Mental Health	Substance Abuse	Domestic Violence	Residential Care	Medicaid	Other
Total							
Unduplicated Count	146	0	146	0	0	0	0
Sex							
Female	45	0	45	0	0	0	0
Male	101	0	101	0	0	0	0
Age							
05-17	12	0	12	0	0	0	0
18-20	22	0	22	0	0	0	0
21-24	14	0	14	0	0	0	0
25-34	49	0	49	0	0	0	0
35-44	36	0	36	0	0	0	0
45-54	10	0	10	0	0	0	0
55-64	1	0	1	0	0	0	0
65-74	2	0	2	0	0	0	0
Race							
White	112	0	112	0	0	0	0
Black	1	0	1	0	0	0	0
Native American	30	0	30	0	0	0	0
Two or More Races	3	0	3	0	0	0	0
Presenting Problem/Diagnosis							
Alcohol Abuse	73	0	73	0	0	0	0
Social Conditions	1	0	1	0	0	0	0
Substance Related	72	0	72	0	0	0	0
County of Residence							
Craig	1	0	1	0	0	0	0
Mayes	9	0	9	0	0	0	0
Okmulgee	1	0	1	0	0	0	0
Rogers	127	0	127	0	0	0	0
Tulsa	6	0	6	0	0	0	0
Wagoner	2	0	2	0	0	0	0
Other Indicators							
Any Alcohol/Drug Problem	146	0	146	0	0	0	0
Custody of DOC	2	0	2	0	0	0	0
Homeless	1	0	1	0	0	0	0
Indigent	144	0	144	0	0	0	0
SMI (If ever)	25	0	25	0	0	0	0

Notes: Information in this table is based on data reported to DMHSAS as of 01/01/2002. The same client may be counted in more than one category, e.g., clients can receive services under more than one contract source, in more than one "County of Residence," or may have multiple "Other Indicators." Please see Definition page for other considerations.

Oklahoma Department of Mental Health and Substance Abuse Services

Counts of Admitted Clients Served by Funding Source for Each Agency During FY2001

S.O.S. FOR FAMILIES

	Total	Funding Source					
		Mental Health	Substance Abuse	Domestic Violence	Residential Care	Medicaid	Other
Total							
Unduplicated Count	396	0	0	396	0	0	0
Sex							
Female	256	0	0	256	0	0	0
Male	140	0	0	140	0	0	0
Age							
0-04	20	0	0	20	0	0	0
05-17	39	0	0	39	0	0	0
18-20	23	0	0	23	0	0	0
21-24	41	0	0	41	0	0	0
25-34	143	0	0	143	0	0	0
35-44	94	0	0	94	0	0	0
45-54	24	0	0	24	0	0	0
55-64	7	0	0	7	0	0	0
65-74	4	0	0	4	0	0	0
75-84	1	0	0	1	0	0	0
Race							
White	258	0	0	258	0	0	0
Black	50	0	0	50	0	0	0
Native American	60	0	0	60	0	0	0
Hispanic	10	0	0	10	0	0	0
Two or More Races	18	0	0	18	0	0	0
Presenting Problem/Diagnosis							
Alcohol Abuse	1	0	0	1	0	0	0
Social Conditions	394	0	0	394	0	0	0
Substance Related	1	0	0	1	0	0	0
County of Residence							
Atoka	1	0	0	1	0	0	0
Cherokee	4	0	0	4	0	0	0
Choctaw	68	0	0	68	0	0	0
McCurtain	268	0	0	268	0	0	0
Pushmataha	49	0	0	49	0	0	0
Out of State/Unknown	6	0	0	6	0	0	0
Other Indicators							
Any Alcohol/Drug Problem	56	0	0	56	0	0	0
Custody of DHS	1	0	0	1	0	0	0
Custody of DOC	3	0	0	3	0	0	0
Deaf and Hearing Impaired	1	0	0	1	0	0	0
Homeless	88	0	0	88	0	0	0
Indigent	372	0	0	372	0	0	0
SMI (If ever)	30	0	0	30	0	0	0

Notes: Information in this table is based on data reported to DMHSAS as of 01/01/2002. The same client may be counted in more than one category, e.g., clients can receive services under more than one contract source, in more than one "County of Residence," or may have multiple "Other Indicators." Please see Definition page for other considerations.

Oklahoma Department of Mental Health and Substance Abuse Services

Counts of Admitted Clients Served by Funding Source for Each Agency During FY2001

S.W. YOUTH & FAMILY SERVICES

	Total	Funding Source					
		Mental Health	Substance Abuse	Domestic Violence	Residential Care	Medicaid	Other
Total							
Unduplicated Count	142	0	142	0	0	0	0
Sex							
Female	77	0	77	0	0	0	0
Male	65	0	65	0	0	0	0
Age							
0-04	1	0	1	0	0	0	0
05-17	61	0	61	0	0	0	0
18-20	10	0	10	0	0	0	0
21-24	14	0	14	0	0	0	0
25-34	28	0	28	0	0	0	0
35-44	22	0	22	0	0	0	0
45-54	5	0	5	0	0	0	0
55-64	1	0	1	0	0	0	0
Race							
White	107	0	107	0	0	0	0
Black	7	0	7	0	0	0	0
Native American	20	0	20	0	0	0	0
Hispanic	1	0	1	0	0	0	0
Asian	3	0	3	0	0	0	0
Two or More Races	4	0	4	0	0	0	0
Presenting Problem/Diagnosis							
Alcohol Abuse	35	0	35	0	0	0	0
Social Conditions	43	0	43	0	0	0	0
Substance Related	64	0	64	0	0	0	0
County of Residence							
Caddo	19	0	19	0	0	0	0
Cleveland	1	0	1	0	0	0	0
Grady	117	0	117	0	0	0	0
McClain	1	0	1	0	0	0	0
Oklahoma	3	0	3	0	0	0	0
Stephens	1	0	1	0	0	0	0
Other Indicators							
Any Alcohol/Drug Problem	101	0	101	0	0	0	0
Custody of DHS	5	0	5	0	0	0	0
Custody of DOC	2	0	2	0	0	0	0
Custody of OJA	3	0	3	0	0	0	0
Indigent	131	0	131	0	0	0	0
SMI (If ever)	13	0	13	0	0	0	0

Notes: Information in this table is based on data reported to DMHSAS as of 01/01/2002. The same client may be counted in more than one category, e.g., clients can receive services under more than one contract source, in more than one "County of Residence," or may have multiple "Other Indicators." Please see Definition page for other considerations.

Oklahoma Department of Mental Health and Substance Abuse Services

Counts of Admitted Clients Served by Funding Source for Each Agency During FY2001

SAFE HAVEN

	Total	Funding Source					
		Mental Health	Substance Abuse	Domestic Violence	Residential Care	Medicaid	Other
Total							
Unduplicated Count	84	84	0	0	0	0	0
Sex							
Female	28	28	0	0	0	0	0
Male	56	56	0	0	0	0	0
Age							
21-24	1	1	0	0	0	0	0
25-34	10	10	0	0	0	0	0
35-44	43	43	0	0	0	0	0
45-54	21	21	0	0	0	0	0
55-64	9	9	0	0	0	0	0
Race							
White	54	54	0	0	0	0	0
Black	22	22	0	0	0	0	0
Native American	7	7	0	0	0	0	0
Two or More Races	1	1	0	0	0	0	0
Presenting Problem/Diagnosis							
Alcohol Abuse	2	2	0	0	0	0	0
Mood Disorder	3	3	0	0	0	0	0
Other Psychotic	78	78	0	0	0	0	0
Substance Related	1	1	0	0	0	0	0
County of Residence							
Tulsa	72	72	0	0	0	0	0
Wagoner	12	12	0	0	0	0	0
Other Indicators							
Any Alcohol/Drug Problem	5	5	0	0	0	0	0
Custody of DOC	1	1	0	0	0	0	0
Homeless	65	65	0	0	0	0	0
Indigent	84	84	0	0	0	0	0
SMI (If ever)	84	84	0	0	0	0	0

Notes: Information in this table is based on data reported to DMHSAS as of 01/01/2002. The same client may be counted in more than one category, e.g., clients can receive services under more than one contract source, in more than one "County of Residence," or may have multiple "Other Indicators." Please see Definition page for other considerations.

Oklahoma Department of Mental Health and Substance Abuse Services

Counts of Admitted Clients Served by Funding Source for Each Agency During FY2001

SANTE FE RESIDENTIAL CARE

		Funding Source						
		Total	Mental Health	Substance Abuse	Domestic Violence	Residential Care	Medicaid Other	
Total	Unduplicated Count	26	0	0	0	26	0	0
Sex	Male	26	0	0	0	26	0	0
Age	25-34	3	0	0	0	3	0	0
	35-44	7	0	0	0	7	0	0
	45-54	3	0	0	0	3	0	0
	55-64	9	0	0	0	9	0	0
	65-74	4	0	0	0	4	0	0
Race	White	25	0	0	0	25	0	0
	Asian	1	0	0	0	1	0	0
Presenting Problem/Diagnosis	Developmental Disorder	3	0	0	0	3	0	0
	Mood Disorder	2	0	0	0	2	0	0
	Other Psychotic	20	0	0	0	20	0	0
	Deferred/No Diagnosis	1	0	0	0	1	0	0
County of Residence	Craig	26	0	0	0	26	0	0
Other Indicators	Indigent	25	0	0	0	25	0	0
	SMI (If ever)	26	0	0	0	26	0	0

Notes: Information in this table is based on data reported to DMHSAS as of 01/01/2002. The same client may be counted in more than one category, e.g., clients can receive services under more than one contract source, in more than one "County of Residence," or may have multiple "Other Indicators." Please see Definition page for other considerations.

Oklahoma Department of Mental Health and Substance Abuse Services

Counts of Admitted Clients Served by Funding Source for Each Agency During FY2001

SECOND CHANCE CDU

	Total	Funding Source					
		Mental Health	Substance Abuse	Domestic Violence	Residential Care	Medicaid	Other
Total							
Unduplicated Count	128	0	128	0	0	0	0
Sex							
Female	38	0	38	0	0	0	0
Male	90	0	90	0	0	0	0
Age							
05-17	118	0	118	0	0	0	0
18-20	10	0	10	0	0	0	0
Race							
White	81	0	81	0	0	0	0
Black	10	0	10	0	0	0	0
Native American	23	0	23	0	0	0	0
Hispanic	5	0	5	0	0	0	0
Two or More Races	9	0	9	0	0	0	0
Presenting Problem/Diagnosis							
Alcohol Abuse	3	0	3	0	0	0	0
Substance Related	125	0	125	0	0	0	0
County of Residence							
Beckham	1	0	1	0	0	0	0
Canadian	4	0	4	0	0	0	0
Cherokee	1	0	1	0	0	0	0
Choctaw	3	0	3	0	0	0	0
Cleveland	6	0	6	0	0	0	0
Coal	1	0	1	0	0	0	0
Creek	1	0	1	0	0	0	0
Custer	2	0	2	0	0	0	0
Delaware	2	0	2	0	0	0	0
Garfield	1	0	1	0	0	0	0
Garvin	2	0	2	0	0	0	0
Haskell	1	0	1	0	0	0	0
Hughes	2	0	2	0	0	0	0
Jackson	1	0	1	0	0	0	0
LeFlore	1	0	1	0	0	0	0
Lincoln	2	0	2	0	0	0	0
Mayes	1	0	1	0	0	0	0
McClain	1	0	1	0	0	0	0
Muskogee	3	0	3	0	0	0	0
Noble	1	0	1	0	0	0	0
Nowata	1	0	1	0	0	0	0
Okfuskee	1	0	1	0	0	0	0
Oklahoma	19	0	19	0	0	0	0
Osage	2	0	2	0	0	0	0
Ottawa	1	0	1	0	0	0	0
Pawnee	1	0	1	0	0	0	0
Payne	5	0	5	0	0	0	0
Pittsburgh	1	0	1	0	0	0	0
Pontotoc	3	0	3	0	0	0	0
Pottawatomie	3	0	3	0	0	0	0
Pushmataha	2	0	2	0	0	0	0
Rogers	6	0	6	0	0	0	0

Notes: Information in this table is based on data reported to DMHSAS as of 01/01/2002. The same client may be counted in more than one category, e.g., clients can receive services under more than one contract source, in more than one "County of Residence," or may have multiple "Other Indicators." Please see Definition page for other considerations.

Oklahoma Department of Mental Health and Substance Abuse Services

Counts of Admitted Clients Served by Funding Source for Each Agency During FY2001

SECOND CHANCE CDU

	Total	Funding Source					
		Mental Health	Substance Abuse	Domestic Violence	Residential Care	Medicaid	Other
Seminole	2	0	2	0	0	0	0
Tulsa	43	0	43	0	0	0	0
Washington	1	0	1	0	0	0	0
Other Indicators							
Any Alcohol/Drug Problem	128	0	128	0	0	0	0
Custody of DOC	4	0	4	0	0	0	0
Custody of OJA	20	0	20	0	0	0	0
Indigent	118	0	118	0	0	0	0
SED (6-17)	2	0	2	0	0	0	0

Notes: Information in this table is based on data reported to DMHSAS as of 01/01/2002. The same client may be counted in more than one category, e.g., clients can receive services under more than one contract source, in more than one "County of Residence," or may have multiple "Other Indicators." Please see Definition page for other considerations.

Oklahoma Department of Mental Health and Substance Abuse Services

Counts of Admitted Clients Served by Funding Source for Each Agency During FY2001

SHERRYS OLD FASHIONED R & B

		Funding Source						
		Total	Mental Health	Substance Abuse	Domestic Violence	Residential Care	Medicaid	Other
Total	Unduplicated Count	20	0	0	0	20	0	0
Sex	Male	20	0	0	0	20	0	0
Age	18-20	1	0	0	0	1	0	0
	21-24	1	0	0	0	1	0	0
	25-34	3	0	0	0	3	0	0
	35-44	6	0	0	0	6	0	0
	45-54	5	0	0	0	5	0	0
	55-64	4	0	0	0	4	0	0
Race	White	18	0	0	0	18	0	0
	Asian	1	0	0	0	1	0	0
	Two or More Races	1	0	0	0	1	0	0
Presenting Problem/Diagnosis	Alcohol Abuse	1	0	0	0	1	0	0
	Mood Disorder	9	0	0	0	9	0	0
	Other Psychotic	3	0	0	0	3	0	0
	Schizophrenia	3	0	0	0	3	0	0
	Social Conditions	2	0	0	0	2	0	0
	Substance Related	2	0	0	0	2	0	0
County of Residence	Lincoln	20	0	0	0	20	0	0
Other Indicators	Any Alcohol/Drug Problem	4	0	0	0	4	0	0
	Indigent	19	0	0	0	19	0	0
	SMI (If ever)	20	0	0	0	20	0	0

Notes: Information in this table is based on data reported to DMHSAS as of 01/01/2002. The same client may be counted in more than one category, e.g., clients can receive services under more than one contract source, in more than one "County of Residence," or may have multiple "Other Indicators." Please see Definition page for other considerations.

Oklahoma Department of Mental Health and Substance Abuse Services

Counts of Admitted Clients Served by Funding Source for Each Agency During FY2001

SOUTHWEST RETIREMENT HOME, INC

	Total	Funding Source					
		Mental Health	Substance Abuse	Domestic Violence	Residential Care	Medicaid	Other
Total							
Unduplicated Count	66	33	0	0	49	0	0
Sex							
Female	31	20	0	0	24	0	0
Male	35	13	0	0	25	0	0
Age							
21-24	1	0	0	0	1	0	0
25-34	8	3	0	0	6	0	0
35-44	17	8	0	0	11	0	0
45-54	23	16	0	0	15	0	0
55-64	12	5	0	0	11	0	0
65-74	4	1	0	0	4	0	0
75-84	1	0	0	0	1	0	0
Race							
White	51	25	0	0	40	0	0
Black	10	3	0	0	7	0	0
Native American	3	3	0	0	2	0	0
Asian	1	1	0	0	0	0	0
Two or More Races	1	1	0	0	0	0	0
Presenting Problem/Diagnosis							
Alcohol Abuse	1	1	0	0	1	0	0
Developmental Disorder	22	9	0	0	18	0	0
Mood Disorder	4	1	0	0	3	0	0
Other Psychotic	2	1	0	0	1	0	0
Social Conditions	27	15	0	0	19	0	0
Substance Related	1	0	0	0	1	0	0
Unknown/Other	1	0	0	0	1	0	0
Deferred/No Diagnosis	8	6	0	0	5	0	0
County of Residence							
Coal	1	0	0	0	1	0	0
Comanche	63	33	0	0	46	0	0
Jackson	1	0	0	0	1	0	0
Out of State/Unknown	1	0	0	0	1	0	0
Other Indicators							
Any Alcohol/Drug Problem	2	1	0	0	2	0	0
Custody of DOC	1	0	0	0	1	0	0
Indigent	66	33	0	0	49	0	0
SMI (If ever)	65	33	0	0	48	0	0

Notes: Information in this table is based on data reported to DMHSAS as of 01/01/2002. The same client may be counted in more than one category, e.g., clients can receive services under more than one contract source, in more than one "County of Residence," or may have multiple "Other Indicators." Please see Definition page for other considerations.

Oklahoma Department of Mental Health and Substance Abuse Services

Counts of Admitted Clients Served by Funding Source for Each Agency During FY2001

STARTING POINT II, INC.

	Total	Funding Source					
		Mental Health	Substance Abuse	Domestic Violence	Residential Care	Medicaid	Other
Total							
Unduplicated Count	512	0	512	0	0	0	0
Sex							
Female	118	0	118	0	0	0	0
Male	394	0	394	0	0	0	0
Age							
18-20	62	0	62	0	0	0	0
21-24	133	0	133	0	0	0	0
25-34	135	0	135	0	0	0	0
35-44	125	0	125	0	0	0	0
45-54	47	0	47	0	0	0	0
55-64	9	0	9	0	0	0	0
65-74	1	0	1	0	0	0	0
Race							
White	375	0	375	0	0	0	0
Black	28	0	28	0	0	0	0
Native American	68	0	68	0	0	0	0
Hispanic	7	0	7	0	0	0	0
Asian	3	0	3	0	0	0	0
Two or More Races	31	0	31	0	0	0	0
Presenting Problem/Diagnosis							
Alcohol Abuse	278	0	278	0	0	0	0
Substance Related	234	0	234	0	0	0	0
County of Residence							
Beckham	1	0	1	0	0	0	0
Blaine	3	0	3	0	0	0	0
Caddo	1	0	1	0	0	0	0
Canadian	2	0	2	0	0	0	0
Carter	1	0	1	0	0	0	0
Choctaw	1	0	1	0	0	0	0
Cimarron	1	0	1	0	0	0	0
Cleveland	3	0	3	0	0	0	0
Comanche	3	0	3	0	0	0	0
Craig	1	0	1	0	0	0	0
Creek	6	0	6	0	0	0	0
Custer	2	0	2	0	0	0	0
Garfield	39	0	39	0	0	0	0
Grady	1	0	1	0	0	0	0
Hughes	5	0	5	0	0	0	0
Kay	53	0	53	0	0	0	0
Kingfisher	4	0	4	0	0	0	0
LeFlore	1	0	1	0	0	0	0
Lincoln	9	0	9	0	0	0	0
Logan	7	0	7	0	0	0	0
McCurtain	2	0	2	0	0	0	0
Muskogee	1	0	1	0	0	0	0
Noble	20	0	20	0	0	0	0
Nowata	1	0	1	0	0	0	0
Okfuskee	1	0	1	0	0	0	0
Oklahoma	28	0	28	0	0	0	0

Notes: Information in this table is based on data reported to DMHSAS as of 01/01/2002. The same client may be counted in more than one category, e.g., clients can receive services under more than one contract source, in more than one "County of Residence," or may have multiple "Other Indicators." Please see Definition page for other considerations.

Oklahoma Department of Mental Health and Substance Abuse Services

Counts of Admitted Clients Served by Funding Source for Each Agency During FY2001

STARTING POINT II, INC.

	Funding Source						
	Total	Mental Health	Substance Abuse	Domestic Violence	Residential Care	Medicaid	Other
Okmulgee	1	0	1	0	0	0	0
Osage	10	0	10	0	0	0	0
Pawnee	14	0	14	0	0	0	0
Payne	219	0	219	0	0	0	0
Pontotoc	1	0	1	0	0	0	0
Pottawatomie	10	0	10	0	0	0	0
Rogers	1	0	1	0	0	0	0
Seminole	13	0	13	0	0	0	0
Stephens	4	0	4	0	0	0	0
Texas	2	0	2	0	0	0	0
Tulsa	15	0	15	0	0	0	0
Wagoner	1	0	1	0	0	0	0
Washington	14	0	14	0	0	0	0
Washita	1	0	1	0	0	0	0
Out of State/Unknown	9	0	9	0	0	0	0
Other Indicators							
Any Alcohol/Drug Problem	512	0	512	0	0	0	0
Custody of DOC	9	0	9	0	0	0	0
Deaf and Hearing Impaired	1	0	1	0	0	0	0
Homeless	50	0	50	0	0	0	0
Indigent	504	0	504	0	0	0	0
SMI (If ever)	85	0	85	0	0	0	0

Notes: Information in this table is based on data reported to DMHSAS as of 01/01/2002. The same client may be counted in more than one category, e.g., clients can receive services under more than one contract source, in more than one "County of Residence," or may have multiple "Other Indicators." Please see Definition page for other considerations.

Oklahoma Department of Mental Health and Substance Abuse Services

Counts of Admitted Clients Served by Funding Source for Each Agency During FY2001

STEPHENS COUNTY VOLUNTEERS FOR CRISIS INTERVENTION

	Total	Funding Source					
		Mental Health	Substance Abuse	Domestic Violence	Residential Care	Medicaid	Other
Total							
Unduplicated Count	429	0	0	429	0	0	0
Sex							
Female	354	0	0	354	0	0	0
Male	75	0	0	75	0	0	0
Age							
0-04	55	0	0	55	0	0	0
05-17	87	0	0	87	0	0	0
18-20	10	0	0	10	0	0	0
21-24	55	0	0	55	0	0	0
25-34	103	0	0	103	0	0	0
35-44	96	0	0	96	0	0	0
45-54	18	0	0	18	0	0	0
55-64	3	0	0	3	0	0	0
65-74	2	0	0	2	0	0	0
Race							
White	304	0	0	304	0	0	0
Black	23	0	0	23	0	0	0
Native American	13	0	0	13	0	0	0
Hispanic	26	0	0	26	0	0	0
Asian	1	0	0	1	0	0	0
Two or More Races	62	0	0	62	0	0	0
Presenting Problem/Diagnosis							
Social Conditions	429	0	0	429	0	0	0
County of Residence							
Cotton	5	0	0	5	0	0	0
Grady	1	0	0	1	0	0	0
Jefferson	10	0	0	10	0	0	0
Stephens	411	0	0	411	0	0	0
Out of State/Unknown	2	0	0	2	0	0	0
Other Indicators							
Custody of DOC	2	0	0	2	0	0	0
Deaf and Hearing Impaired	2	0	0	2	0	0	0
Homeless	27	0	0	27	0	0	0
Indigent	382	0	0	382	0	0	0
SMI (If ever)	22	0	0	22	0	0	0

Notes: Information in this table is based on data reported to DMHSAS as of 01/01/2002. The same client may be counted in more than one category, e.g., clients can receive services under more than one contract source, in more than one "County of Residence," or may have multiple "Other Indicators." Please see Definition page for other considerations.

Oklahoma Department of Mental Health and Substance Abuse Services

Counts of Admitted Clients Served by Funding Source for Each Agency During FY2001

STILLWATER DOMESTIC VIOLENCE SERVICE INC.

	Total	Funding Source					Other
		Mental Health	Substance Abuse	Domestic Violence	Residential Care	Medicaid	
Total							
Unduplicated Count	444	0	0	338	0	0	281
Sex							
Female	254	0	0	225	0	0	133
Male	190	0	0	113	0	0	148
Age							
0-04	110	0	0	69	0	0	89
05-17	61	0	0	53	0	0	37
18-20	17	0	0	14	0	0	10
21-24	63	0	0	49	0	0	44
25-34	90	0	0	69	0	0	48
35-44	78	0	0	64	0	0	40
45-54	20	0	0	16	0	0	11
55-64	4	0	0	3	0	0	1
65-74	1	0	0	1	0	0	1
Race							
White	325	0	0	249	0	0	205
Black	30	0	0	28	0	0	20
Native American	37	0	0	30	0	0	18
Hispanic	12	0	0	11	0	0	5
Asian	6	0	0	5	0	0	5
Two or More Races	34	0	0	15	0	0	28
Presenting Problem/Diagnosis							
Mood Disorder	2	0	0	2	0	0	1
Social Conditions	349	0	0	291	0	0	193
Deferred/No Diagnosis	93	0	0	45	0	0	87
County of Residence							
Cleveland	1	0	0	1	0	0	0
Creek	3	0	0	3	0	0	1
Dewey	1	0	0	1	0	0	0
Kay	9	0	0	9	0	0	4
Lincoln	12	0	0	12	0	0	5
Logan	14	0	0	12	0	0	12
Noble	15	0	0	13	0	0	6
Oklahoma	12	0	0	11	0	0	4
Osage	2	0	0	1	0	0	1
Pawnee	6	0	0	5	0	0	2
Payne	346	0	0	250	0	0	242
Pottawatomie	1	0	0	1	0	0	1
Seminole	1	0	0	1	0	0	0
Tulsa	4	0	0	1	0	0	3
Washington	1	0	0	1	0	0	0
Out of State/Unknown	16	0	0	16	0	0	0
Other Indicators							
Any Alcohol/Drug Problem	23	0	0	6	0	0	21
Custody of DOC	1	0	0	1	0	0	0
Deaf and Hearing Impaired	2	0	0	2	0	0	2
Homeless	48	0	0	46	0	0	23
Indigent	366	0	0	299	0	0	222
SMI (If ever)	48	0	0	41	0	0	28

Notes: Information in this table is based on data reported to DMHSAS as of 01/01/2002. The same client may be counted in more than one category, e.g., clients can receive services under more than one contract source, in more than one "County of Residence," or may have multiple "Other Indicators." Please see Definition page for other considerations.

Oklahoma Department of Mental Health and Substance Abuse Services

Counts of Admitted Clients Served by Funding Source for Each Agency During FY2001

STREET SCHOOL, INC.

	Total	Funding Source					
		Mental Health	Substance Abuse	Domestic Violence	Residential Care	Medicaid	Other
Total							
Unduplicated Count	33	0	33	0	0	0	0
Sex							
Female	13	0	13	0	0	0	0
Male	20	0	20	0	0	0	0
Age							
05-17	24	0	24	0	0	0	0
18-20	9	0	9	0	0	0	0
Race							
White	24	0	24	0	0	0	0
Black	2	0	2	0	0	0	0
Native American	5	0	5	0	0	0	0
Hispanic	2	0	2	0	0	0	0
Presenting Problem/Diagnosis							
Alcohol Abuse	6	0	6	0	0	0	0
Substance Related	26	0	26	0	0	0	0
Unknown/Other	1	0	1	0	0	0	0
County of Residence							
Tulsa	33	0	33	0	0	0	0
Other Indicators							
Any Alcohol/Drug Problem	33	0	33	0	0	0	0
Custody of DHS	1	0	1	0	0	0	0
Custody of OJA	2	0	2	0	0	0	0
Indigent	17	0	17	0	0	0	0
SED (6-17)	1	0	1	0	0	0	0

Notes: Information in this table is based on data reported to DMHSAS as of 01/01/2002. The same client may be counted in more than one category, e.g., clients can receive services under more than one contract source, in more than one "County of Residence," or may have multiple "Other Indicators." Please see Definition page for other considerations.

Oklahoma Department of Mental Health and Substance Abuse Services

Counts of Admitted Clients Served by Funding Source for Each Agency During FY2001

SUGAR MOUNTAIN RETREAT

		Funding Source						
		Total	Mental Health	Substance Abuse	Domestic Violence	Residential Care	Medicaid	Other
Total	Unduplicated Count	111	0	0	0	111	0	0
Sex	Female	45	0	0	0	45	0	0
	Male	66	0	0	0	66	0	0
Age	18-20	2	0	0	0	2	0	0
	21-24	7	0	0	0	7	0	0
	25-34	27	0	0	0	27	0	0
	35-44	41	0	0	0	41	0	0
	45-54	24	0	0	0	24	0	0
	55-64	10	0	0	0	10	0	0
Race	White	87	0	0	0	87	0	0
	Black	15	0	0	0	15	0	0
	Native American	5	0	0	0	5	0	0
	Hispanic	2	0	0	0	2	0	0
	Two or More Races	2	0	0	0	2	0	0
Presenting Problem/Diagnosis	Mood Disorder	3	0	0	0	3	0	0
	Other Psychotic	107	0	0	0	107	0	0
	Unknown/Other	1	0	0	0	1	0	0
County of Residence	Adair	1	0	0	0	1	0	0
	Cherokee	110	0	0	0	110	0	0
Other Indicators	Any Alcohol/Drug Problem	1	0	0	0	1	0	0
	Custody of DOC	3	0	0	0	3	0	0
	Indigent	101	0	0	0	101	0	0
	SMI (If ever)	110	0	0	0	110	0	0

Notes: Information in this table is based on data reported to DMHSAS as of 01/01/2002. The same client may be counted in more than one category, e.g., clients can receive services under more than one contract source, in more than one "County of Residence," or may have multiple "Other Indicators." Please see Definition page for other considerations.

Oklahoma Department of Mental Health and Substance Abuse Services

Counts of Admitted Clients Served by Funding Source for Each Agency During FY2001

SUNNY ACRES BOARDING MANOR, INC.

	Total	Funding Source					
		Mental Health	Substance Abuse	Domestic Violence	Residential Care	Medicaid	Other
Total							
Unduplicated Count	39	0	0	0	39	0	0
Sex							
Female	12	0	0	0	12	0	0
Male	27	0	0	0	27	0	0
Age							
25-34	3	0	0	0	3	0	0
35-44	5	0	0	0	5	0	0
45-54	12	0	0	0	12	0	0
55-64	15	0	0	0	15	0	0
65-74	3	0	0	0	3	0	0
75-84	1	0	0	0	1	0	0
Race							
White	32	0	0	0	32	0	0
Black	5	0	0	0	5	0	0
Native American	1	0	0	0	1	0	0
Two or More Races	1	0	0	0	1	0	0
Presenting Problem/Diagnosis							
Alcohol Abuse	3	0	0	0	3	0	0
Developmental Disorder	2	0	0	0	2	0	0
Mood Disorder	16	0	0	0	16	0	0
Other Psychotic	12	0	0	0	12	0	0
Social Conditions	6	0	0	0	6	0	0
County of Residence							
Dewey	1	0	0	0	1	0	0
McIntosh	1	0	0	0	1	0	0
Tulsa	35	0	0	0	35	0	0
Wagoner	1	0	0	0	1	0	0
Out of State/Unknown	1	0	0	0	1	0	0
Other Indicators							
Any Alcohol/Drug Problem	6	0	0	0	6	0	0
Indigent	37	0	0	0	37	0	0
SMI (If ever)	39	0	0	0	39	0	0

Notes: Information in this table is based on data reported to DMHSAS as of 01/01/2002. The same client may be counted in more than one category, e.g., clients can receive services under more than one contract source, in more than one "County of Residence," or may have multiple "Other Indicators." Please see Definition page for other considerations.

Oklahoma Department of Mental Health and Substance Abuse Services

Counts of Admitted Clients Served by Funding Source for Each Agency During FY2001

SUNNY ACRES RESIDENTIAL CARE

	Total	Funding Source					
		Mental Health	Substance Abuse	Domestic Violence	Residential Care	Medicaid	Other
Total							
Unduplicated Count	67	0	0	0	67	0	0
Sex							
Female	11	0	0	0	11	0	0
Male	56	0	0	0	56	0	0
Age							
18-20	1	0	0	0	1	0	0
21-24	6	0	0	0	6	0	0
25-34	17	0	0	0	17	0	0
35-44	17	0	0	0	17	0	0
45-54	20	0	0	0	20	0	0
55-64	5	0	0	0	5	0	0
75-84	1	0	0	0	1	0	0
Race							
White	42	0	0	0	42	0	0
Black	9	0	0	0	9	0	0
Native American	8	0	0	0	8	0	0
Hispanic	2	0	0	0	2	0	0
Two or More Races	6	0	0	0	6	0	0
Presenting Problem/Diagnosis							
Alcohol Abuse	1	0	0	0	1	0	0
Developmental Disorder	11	0	0	0	11	0	0
Mood Disorder	38	0	0	0	38	0	0
Other Psychotic	13	0	0	0	13	0	0
Social Conditions	4	0	0	0	4	0	0
County of Residence							
Creek	1	0	0	0	1	0	0
Mayes	66	0	0	0	66	0	0
Other Indicators							
Any Alcohol/Drug Problem	4	0	0	0	4	0	0
Indigent	67	0	0	0	67	0	0
SMI (If ever)	67	0	0	0	67	0	0

Notes: Information in this table is based on data reported to DMHSAS as of 01/01/2002. The same client may be counted in more than one category, e.g., clients can receive services under more than one contract source, in more than one "County of Residence," or may have multiple "Other Indicators." Please see Definition page for other considerations.

Oklahoma Department of Mental Health and Substance Abuse Services

Counts of Admitted Clients Served by Funding Source for Each Agency During FY2001

THE NEXT STEP NETWORK, INC.

	Total	Funding Source					
		Mental Health	Substance Abuse	Domestic Violence	Residential Care	Medicaid	Other
Total							
Unduplicated Count	191	0	191	0	0	0	0
Sex							
Female	62	0	62	0	0	0	0
Male	129	0	129	0	0	0	0
Age							
05-17	15	0	15	0	0	0	0
18-20	32	0	32	0	0	0	0
21-24	25	0	25	0	0	0	0
25-34	44	0	44	0	0	0	0
35-44	59	0	59	0	0	0	0
45-54	12	0	12	0	0	0	0
55-64	3	0	3	0	0	0	0
65-74	1	0	1	0	0	0	0
Race							
White	157	0	157	0	0	0	0
Black	6	0	6	0	0	0	0
Native American	4	0	4	0	0	0	0
Hispanic	24	0	24	0	0	0	0
Presenting Problem/Diagnosis							
Alcohol Abuse	90	0	90	0	0	0	0
Substance Related	101	0	101	0	0	0	0
County of Residence							
Alfalfa	3	0	3	0	0	0	0
Beaver	4	0	4	0	0	0	0
Beckham	7	0	7	0	0	0	0
Bryan	3	0	3	0	0	0	0
Carter	1	0	1	0	0	0	0
Cimarron	1	0	1	0	0	0	0
Cleveland	4	0	4	0	0	0	0
Custer	2	0	2	0	0	0	0
Dewey	1	0	1	0	0	0	0
Ellis	4	0	4	0	0	0	0
Garfield	5	0	5	0	0	0	0
Garvin	1	0	1	0	0	0	0
Grant	1	0	1	0	0	0	0
Greer	3	0	3	0	0	0	0
Harper	5	0	5	0	0	0	0
Jackson	7	0	7	0	0	0	0
Kiowa	1	0	1	0	0	0	0
Mayes	1	0	1	0	0	0	0
Noble	1	0	1	0	0	0	0
Oklahoma	14	0	14	0	0	0	0
Payne	2	0	2	0	0	0	0
Pottawatomie	1	0	1	0	0	0	0
Seminole	1	0	1	0	0	0	0
Stephens	1	0	1	0	0	0	0
Texas	91	0	91	0	0	0	0
Tillman	1	0	1	0	0	0	0
Tulsa	3	0	3	0	0	0	0

Notes: Information in this table is based on data reported to DMHSAS as of 01/01/2002. The same client may be counted in more than one category, e.g., clients can receive services under more than one contract source, in more than one "County of Residence," or may have multiple "Other Indicators." Please see Definition page for other considerations.

Oklahoma Department of Mental Health and Substance Abuse Services

Counts of Admitted Clients Served by Funding Source for Each Agency During FY2001

THE NEXT STEP NETWORK, INC.

	Funding Source						
	Total	Mental Health	Substance Abuse	Domestic Violence	Residential Care	Medicaid	Other
Wagoner	1	0	1	0	0	0	0
Woods	5	0	5	0	0	0	0
Woodward	9	0	9	0	0	0	0
Out of State/Unknown	7	0	7	0	0	0	0
Other Indicators							
Any Alcohol/Drug Problem	191	0	191	0	0	0	0
Custody of DOC	27	0	27	0	0	0	0
Custody of OJA	8	0	8	0	0	0	0
Homeless	5	0	5	0	0	0	0
Indigent	190	0	190	0	0	0	0
SMI (If ever)	27	0	27	0	0	0	0

Notes: Information in this table is based on data reported to DMHSAS as of 01/01/2002. The same client may be counted in more than one category, e.g., clients can receive services under more than one contract source, in more than one "County of Residence," or may have multiple "Other Indicators." Please see Definition page for other considerations.

Oklahoma Department of Mental Health and Substance Abuse Services

Counts of Admitted Clients Served by Funding Source for Each Agency During FY2001

THE OAKS BEHAVIORAL HEALTH CENTER

	Total	Funding Source					
		Mental Health	Substance Abuse	Domestic Violence	Residential Care	Medicaid	Other
Total							
Unduplicated Count	1,616	0	1,447	157	0	59	1
Sex							
Female	676	0	540	117	0	49	0
Male	940	0	907	40	0	10	1
Age							
0-04	88	0	66	22	0	0	0
05-17	125	0	87	37	0	2	0
18-20	124	0	118	6	0	3	0
21-24	217	0	203	15	0	6	0
25-34	481	0	440	40	0	18	1
35-44	439	0	403	27	0	26	0
45-54	127	0	117	8	0	4	0
55-64	14	0	12	2	0	0	0
65-74	1	0	1	0	0	0	0
Race							
White	1,138	0	1,022	106	0	43	1
Black	141	0	136	6	0	4	0
Native American	183	0	151	29	0	8	0
Hispanic	30	0	25	5	0	0	0
Asian	1	0	1	0	0	0	0
Two or More Races	123	0	112	11	0	4	0
Presenting Problem/Diagnosis							
Alcohol Abuse	438	0	432	11	0	12	0
Developmental Disorder	6	0	5	0	0	1	0
Mood Disorder	12	0	8	1	0	6	0
Other Non-Psychotic	12	0	8	0	0	6	0
Other Psychotic	1	0	0	0	0	1	0
Schizophrenia	1	0	0	0	0	1	0
Social Conditions	294	0	161	134	0	3	0
Substance Related	852	0	833	11	0	29	1
County of Residence							
Adair	2	0	2	0	0	0	0
Atoka	190	0	187	2	0	4	0
Beckham	3	0	3	0	0	0	0
Bryan	25	0	23	2	0	0	0
Canadian	1	0	1	0	0	0	0
Carter	13	0	13	0	0	0	0
Cherokee	10	0	10	0	0	0	0
Choctaw	7	0	7	0	0	0	0
Cleveland	122	0	122	13	0	0	0
Coal	74	0	67	2	0	10	0
Craig	1	0	1	0	0	0	0
Creek	8	0	8	0	0	0	0
Delaware	1	0	1	0	0	0	0
Garfield	8	0	8	0	0	0	0
Garvin	38	0	38	0	0	0	0
Grady	4	0	4	0	0	0	0
Haskell	21	0	19	1	0	1	0
Hughes	3	0	3	0	0	0	0

Notes: Information in this table is based on data reported to DMHSAS as of 01/01/2002. The same client may be counted in more than one category, e.g., clients can receive services under more than one contract source, in more than one "County of Residence," or may have multiple "Other Indicators." Please see Definition page for other considerations.

Oklahoma Department of Mental Health and Substance Abuse Services

Counts of Admitted Clients Served by Funding Source for Each Agency During FY2001

THE OAKS BEHAVIORAL HEALTH CENTER

	Funding Source						
	Total	Mental Health	Substance Abuse	Domestic Violence	Residential Care	Medicaid	Other
Jackson	4	0	4	0	0	0	0
Johnston	16	0	15	0	0	3	0
Kay	6	0	6	0	0	0	0
Kingfisher	46	0	43	0	0	5	0
Kiowa	1	0	1	0	0	0	0
Latimer	70	0	55	13	0	8	0
LeFlore	53	0	51	2	0	2	0
Lincoln	2	0	2	0	0	0	0
Logan	4	0	4	0	0	0	0
Love	3	0	3	0	0	0	0
Major	2	0	2	0	0	0	0
Marshall	20	0	20	0	0	0	0
Mayes	5	0	5	0	0	0	0
McClain	50	0	48	0	0	2	0
McCurtain	22	0	22	0	0	0	0
McIntosh	82	0	72	8	0	5	0
Murray	7	0	7	0	0	0	0
Muskogee	28	0	28	0	0	0	0
Okfuskee	7	0	4	3	0	0	0
Oklahoma	32	0	32	0	0	0	0
Okmulgee	119	0	107	6	0	8	0
Osage	1	0	1	0	0	0	0
Payne	2	0	1	1	0	1	0
Pittsburgh	349	0	260	88	0	7	1
Pontotoc	10	0	8	2	0	0	0
Pottawatomie	1	0	1	0	0	0	0
Pushmataha	74	0	68	4	0	3	0
Seminole	2	0	0	2	0	0	0
Sequoyah	1	0	1	0	0	0	0
Tulsa	43	0	43	1	0	0	0
Wagoner	5	0	5	0	0	0	0
Washington	1	0	1	0	0	0	0
Woodward	1	0	1	0	0	0	0
Out of State/Unknown	16	0	9	7	0	0	0
Other Indicators							
Any Alcohol/Drug Problem	1,316	0	1,287	22	0	46	1
Custody of DHS	33	0	32	0	0	1	0
Custody of DOC	317	0	315	13	0	2	0
Custody of OJA	3	0	3	0	0	0	0
Deaf and Hearing Impaired	6	0	6	0	0	0	0
Dual Diagnosis	8	0	6	0	0	2	0
Homeless	51	0	25	26	0	0	0
Indigent	1,609	0	1,442	155	0	59	1
SMI (If ever)	153	0	134	18	0	17	0

Notes: Information in this table is based on data reported to DMHSAS as of 01/01/2002. The same client may be counted in more than one category, e.g., clients can receive services under more than one contract source, in more than one "County of Residence," or may have multiple "Other Indicators." Please see Definition page for other considerations.

Oklahoma Department of Mental Health and Substance Abuse Services

Counts of Admitted Clients Served by Funding Source for Each Agency During FY2001

THE REFERRAL CENTER

	Total	Funding Source					
		Mental Health	Substance Abuse	Domestic Violence	Residential Care	Medicaid	Other
Total							
Unduplicated Count	998	0	998	0	0	0	0
Sex							
Female	350	0	350	0	0	0	0
Male	648	0	648	0	0	0	0
Age							
05-17	9	0	9	0	0	0	0
18-20	61	0	61	0	0	0	0
21-24	82	0	82	0	0	0	0
25-34	298	0	298	0	0	0	0
35-44	392	0	392	0	0	0	0
45-54	128	0	128	0	0	0	0
55-64	22	0	22	0	0	0	0
65-74	6	0	6	0	0	0	0
Race							
White	691	0	691	0	0	0	0
Black	225	0	225	0	0	0	0
Native American	50	0	50	0	0	0	0
Hispanic	22	0	22	0	0	0	0
Asian	1	0	1	0	0	0	0
Two or More Races	9	0	9	0	0	0	0
Presenting Problem/Diagnosis							
Alcohol Abuse	378	0	378	0	0	0	0
Social Conditions	1	0	1	0	0	0	0
Substance Related	619	0	619	0	0	0	0
County of Residence							
Adair	1	0	1	0	0	0	0
Beckham	6	0	6	0	0	0	0
Blaine	2	0	2	0	0	0	0
Bryan	5	0	5	0	0	0	0
Caddo	8	0	8	0	0	0	0
Canadian	34	0	34	0	0	0	0
Carter	26	0	26	0	0	0	0
Cimarron	1	0	1	0	0	0	0
Cleveland	53	0	53	0	0	0	0
Comanche	12	0	12	0	0	0	0
Creek	3	0	3	0	0	0	0
Custer	3	0	3	0	0	0	0
Garfield	10	0	10	0	0	0	0
Garvin	6	0	6	0	0	0	0
Grady	19	0	19	0	0	0	0
Greer	1	0	1	0	0	0	0
Haskell	1	0	1	0	0	0	0
Hughes	4	0	4	0	0	0	0
Jackson	8	0	8	0	0	0	0
Jefferson	2	0	2	0	0	0	0
Johnston	2	0	2	0	0	0	0
Kay	3	0	3	0	0	0	0
Kingfisher	4	0	4	0	0	0	0
Kiowa	3	0	3	0	0	0	0

Notes: Information in this table is based on data reported to DMHSAS as of 01/01/2002. The same client may be counted in more than one category, e.g., clients can receive services under more than one contract source, in more than one "County of Residence," or may have multiple "Other Indicators." Please see Definition page for other considerations.

Oklahoma Department of Mental Health and Substance Abuse Services

Counts of Admitted Clients Served by Funding Source for Each Agency During FY2001

THE REFERRAL CENTER

	Total	Funding Source					Other
		Mental Health	Substance Abuse	Domestic Violence	Residential Care	Medicaid	
Lincoln	13	0	13	0	0	0	0
Logan	8	0	8	0	0	0	0
Major	1	0	1	0	0	0	0
Marshall	4	0	4	0	0	0	0
McClain	6	0	6	0	0	0	0
Noble	1	0	1	0	0	0	0
Nowata	1	0	1	0	0	0	0
Oklahoma	645	0	645	0	0	0	0
Okmulgee	1	0	1	0	0	0	0
Ottawa	1	0	1	0	0	0	0
Pawnee	1	0	1	0	0	0	0
Payne	12	0	12	0	0	0	0
Pittsburgh	4	0	4	0	0	0	0
Pontotoc	12	0	12	0	0	0	0
Pottawatomie	30	0	30	0	0	0	0
Pushmataha	2	0	2	0	0	0	0
Rogers	1	0	1	0	0	0	0
Seminole	4	0	4	0	0	0	0
Stephens	6	0	6	0	0	0	0
Tulsa	9	0	9	0	0	0	0
Wagoner	1	0	1	0	0	0	0
Washington	3	0	3	0	0	0	0
Washita	2	0	2	0	0	0	0
Woodward	1	0	1	0	0	0	0
Out of State/Unknown	12	0	12	0	0	0	0
Other Indicators							
Any Alcohol/Drug Problem	997	0	997	0	0	0	0
Custody of DOC	11	0	11	0	0	0	0
Deaf and Hearing Impaired	1	0	1	0	0	0	0
Homeless	55	0	55	0	0	0	0
Indigent	976	0	976	0	0	0	0
SMI (If ever)	217	0	217	0	0	0	0

Notes: Information in this table is based on data reported to DMHSAS as of 01/01/2002. The same client may be counted in more than one category, e.g., clients can receive services under more than one contract source, in more than one "County of Residence," or may have multiple "Other Indicators." Please see Definition page for other considerations.

Oklahoma Department of Mental Health and Substance Abuse Services

Counts of Admitted Clients Served by Funding Source for Each Agency During FY2001

THUNDERBIRD CLUBHOUSE

	Total	Funding Source					Medicaid	Other
		Mental Health	Substance Abuse	Domestic Violence	Residential Care			
Total								
Unduplicated Count	77	77	0	0	0	0	0	0
Sex								
Female	31	31	0	0	0	0	0	0
Male	46	46	0	0	0	0	0	0
Age								
18-20	1	1	0	0	0	0	0	0
21-24	5	5	0	0	0	0	0	0
25-34	7	7	0	0	0	0	0	0
35-44	34	34	0	0	0	0	0	0
45-54	20	20	0	0	0	0	0	0
55-64	9	9	0	0	0	0	0	0
65-74	1	1	0	0	0	0	0	0
Race								
White	66	66	0	0	0	0	0	0
Black	1	1	0	0	0	0	0	0
Native American	5	5	0	0	0	0	0	0
Asian	1	1	0	0	0	0	0	0
Two or More Races	4	4	0	0	0	0	0	0
Presenting Problem/Diagnosis								
Developmental Disorder	1	1	0	0	0	0	0	0
Mood Disorder	25	25	0	0	0	0	0	0
Other Psychotic	47	47	0	0	0	0	0	0
Social Conditions	3	3	0	0	0	0	0	0
Substance Related	1	1	0	0	0	0	0	0
County of Residence								
Cleveland	77	77	0	0	0	0	0	0
Other Indicators								
Any Alcohol/Drug Problem	15	15	0	0	0	0	0	0
Custody of DOC	5	5	0	0	0	0	0	0
Indigent	73	73	0	0	0	0	0	0
SMI (If ever)	77	77	0	0	0	0	0	0

Notes: Information in this table is based on data reported to DMHSAS as of 01/01/2002. The same client may be counted in more than one category, e.g., clients can receive services under more than one contract source, in more than one "County of Residence," or may have multiple "Other Indicators." Please see Definition page for other considerations.

Oklahoma Department of Mental Health and Substance Abuse Services

Counts of Admitted Clients Served by Funding Source for Each Agency During FY2001

TOTAL LIFE COUNSELING

	Total	Funding Source					
		Mental Health	Substance Abuse	Domestic Violence	Residential Care	Medicaid	Other
Total							
Unduplicated Count	59	0	59	0	0	0	0
Sex							
Female	28	0	28	0	0	0	0
Male	31	0	31	0	0	0	0
Age							
18-20	3	0	3	0	0	0	0
21-24	7	0	7	0	0	0	0
25-34	24	0	24	0	0	0	0
35-44	16	0	16	0	0	0	0
45-54	8	0	8	0	0	0	0
55-64	1	0	1	0	0	0	0
Race							
White	34	0	34	0	0	0	0
Black	9	0	9	0	0	0	0
Native American	10	0	10	0	0	0	0
Hispanic	5	0	5	0	0	0	0
Two or More Races	1	0	1	0	0	0	0
Presenting Problem/Diagnosis							
Alcohol Abuse	34	0	34	0	0	0	0
Other Non-Psychotic	2	0	2	0	0	0	0
Substance Related	23	0	23	0	0	0	0
County of Residence							
Jackson	1	0	1	0	0	0	0
Oklahoma	58	0	58	0	0	0	0
Other Indicators							
Any Alcohol/Drug Problem	59	0	59	0	0	0	0
Custody of DOC	17	0	17	0	0	0	0
Homeless	2	0	2	0	0	0	0
Indigent	59	0	59	0	0	0	0
SMI (If ever)	3	0	3	0	0	0	0

Notes: Information in this table is based on data reported to DMHSAS as of 01/01/2002. The same client may be counted in more than one category, e.g., clients can receive services under more than one contract source, in more than one "County of Residence," or may have multiple "Other Indicators." Please see Definition page for other considerations.

Oklahoma Department of Mental Health and Substance Abuse Services

Counts of Admitted Clients Served by Funding Source for Each Agency During FY2001

TRANSITION HOUSE INC.

	Total	Funding Source					
		Mental Health	Substance Abuse	Domestic Violence	Residential Care	Medicaid	Other
Total							
Unduplicated Count	28	28	0	0	0	0	0
Sex							
Female	16	16	0	0	0	0	0
Male	12	12	0	0	0	0	0
Age							
18-20	4	4	0	0	0	0	0
21-24	5	5	0	0	0	0	0
25-34	7	7	0	0	0	0	0
35-44	6	6	0	0	0	0	0
45-54	4	4	0	0	0	0	0
55-64	2	2	0	0	0	0	0
Race							
White	28	28	0	0	0	0	0
Presenting Problem/Diagnosis							
Mood Disorder	19	19	0	0	0	0	0
Other Psychotic	9	9	0	0	0	0	0
County of Residence							
Cleveland	24	24	0	0	0	0	0
Lincoln	1	1	0	0	0	0	0
Oklahoma	3	3	0	0	0	0	0
Other Indicators							
Any Alcohol/Drug Problem	13	13	0	0	0	0	0
Homeless	7	7	0	0	0	0	0
Indigent	28	28	0	0	0	0	0
SMI (If ever)	28	28	0	0	0	0	0

Notes: Information in this table is based on data reported to DMHSAS as of 01/01/2002. The same client may be counted in more than one category, e.g., clients can receive services under more than one contract source, in more than one "County of Residence," or may have multiple "Other Indicators." Please see Definition page for other considerations.

Oklahoma Department of Mental Health and Substance Abuse Services

Counts of Admitted Clients Served by Funding Source for Each Agency During FY2001

TRI-CITY SUBSTANCE ABUSE CTR

	Total	Funding Source					
		Mental Health	Substance Abuse	Domestic Violence	Residential Care	Medicaid	Other
Total							
Unduplicated Count	123	0	123	0	0	0	0
Sex							
Female	33	0	33	0	0	0	0
Male	90	0	90	0	0	0	0
Age							
05-17	3	0	3	0	0	0	0
18-20	9	0	9	0	0	0	0
21-24	13	0	13	0	0	0	0
25-34	37	0	37	0	0	0	0
35-44	38	0	38	0	0	0	0
45-54	21	0	21	0	0	0	0
55-64	2	0	2	0	0	0	0
Race							
White	64	0	64	0	0	0	0
Black	11	0	11	0	0	0	0
Native American	40	0	40	0	0	0	0
Hispanic	2	0	2	0	0	0	0
Two or More Races	6	0	6	0	0	0	0
Presenting Problem/Diagnosis							
Alcohol Abuse	45	0	45	0	0	0	0
Social Conditions	3	0	3	0	0	0	0
Substance Related	75	0	75	0	0	0	0
County of Residence							
Dewey	1	0	1	0	0	0	0
Hughes	4	0	4	0	0	0	0
Lincoln	1	0	1	0	0	0	0
Okfuskee	2	0	2	0	0	0	0
Oklahoma	2	0	2	0	0	0	0
Pontotoc	1	0	1	0	0	0	0
Pottawatomie	7	0	7	0	0	0	0
Seminole	105	0	105	0	0	0	0
Other Indicators							
Any Alcohol/Drug Problem	122	0	122	0	0	0	0
Custody of DOC	29	0	29	0	0	0	0
Custody of OJA	1	0	1	0	0	0	0
Deaf and Hearing Impaired	1	0	1	0	0	0	0
Indigent	114	0	114	0	0	0	0
SMI (If ever)	19	0	19	0	0	0	0

Notes: Information in this table is based on data reported to DMHSAS as of 01/01/2002. The same client may be counted in more than one category, e.g., clients can receive services under more than one contract source, in more than one "County of Residence," or may have multiple "Other Indicators." Please see Definition page for other considerations.

Oklahoma Department of Mental Health and Substance Abuse Services

Counts of Admitted Clients Served by Funding Source for Each Agency During FY2001

TRI-CITY YOUTH & FAMILY CENTER

	Total	Funding Source					
		Mental Health	Substance Abuse	Domestic Violence	Residential Care	Medicaid	Other
Total							
Unduplicated Count	107	0	107	0	0	1	0
Sex							
Female	67	0	67	0	0	1	0
Male	40	0	40	0	0	0	0
Age							
05-17	55	0	55	0	0	0	0
18-20	14	0	14	0	0	0	0
21-24	4	0	4	0	0	0	0
25-34	10	0	10	0	0	0	0
35-44	19	0	19	0	0	1	0
45-54	4	0	4	0	0	0	0
55-64	1	0	1	0	0	0	0
Race							
White	85	0	85	0	0	1	0
Black	4	0	4	0	0	0	0
Native American	5	0	5	0	0	0	0
Hispanic	3	0	3	0	0	0	0
Two or More Races	10	0	10	0	0	0	0
Presenting Problem/Diagnosis							
Alcohol Abuse	50	0	50	0	0	0	0
Mood Disorder	6	0	6	0	0	0	0
Other Psychotic	1	0	1	0	0	0	0
Social Conditions	4	0	4	0	0	1	0
Substance Related	46	0	46	0	0	0	0
County of Residence							
Lincoln	4	0	4	0	0	0	0
McCurtain	1	0	1	0	0	0	0
Oklahoma	99	0	99	0	0	1	0
Pottawatomie	3	0	3	0	0	0	0
Other Indicators							
Any Alcohol/Drug Problem	106	0	106	0	0	0	0
Custody of DOC	4	0	4	0	0	0	0
Indigent	107	0	107	0	0	1	0
SED (6-17)	2	0	2	0	0	0	0
SMI (If ever)	10	0	10	0	0	1	0

Notes: Information in this table is based on data reported to DMHSAS as of 01/01/2002. The same client may be counted in more than one category, e.g., clients can receive services under more than one contract source, in more than one "County of Residence," or may have multiple "Other Indicators." Please see Definition page for other considerations.

Oklahoma Department of Mental Health and Substance Abuse Services

Counts of Admitted Clients Served by Funding Source for Each Agency During FY2001

TULSA METROPOLITAN MINSTRY

		Funding Source						
		Total	Mental Health	Substance Abuse	Domestic Violence	Residential Care	Medicaid	Other
Total	Unduplicated Count	32	32	0	0	0	0	0
Sex	Female	17	17	0	0	0	0	0
	Male	15	15	0	0	0	0	0
Age	25-34	6	6	0	0	0	0	0
	35-44	16	16	0	0	0	0	0
	45-54	10	10	0	0	0	0	0
Race	White	24	24	0	0	0	0	0
	Black	4	4	0	0	0	0	0
	Native American	4	4	0	0	0	0	0
Presenting Problem/Diagnosis	Mood Disorder	17	17	0	0	0	0	0
	Other Psychotic	15	15	0	0	0	0	0
County of Residence	Payne	1	1	0	0	0	0	0
	Tulsa	31	31	0	0	0	0	0
Other Indicators	Any Alcohol/Drug Problem	7	7	0	0	0	0	0
	Homeless	32	32	0	0	0	0	0
	Indigent	32	32	0	0	0	0	0
	SMI (If ever)	32	32	0	0	0	0	0

Notes: Information in this table is based on data reported to DMHSAS as of 01/01/2002. The same client may be counted in more than one category, e.g., clients can receive services under more than one contract source, in more than one "County of Residence," or may have multiple "Other Indicators." Please see Definition page for other considerations.

Oklahoma Department of Mental Health and Substance Abuse Services

Counts of Admitted Clients Served by Funding Source for Each Agency During FY2001

TURNING POINT

	Total	Funding Source					
		Mental Health	Substance Abuse	Domestic Violence	Residential Care	Medicaid	Other
Total							
Unduplicated Count	228	0	228	0	0	0	0
Sex							
Female	76	0	76	0	0	0	0
Male	152	0	152	0	0	0	0
Age							
05-17	25	0	25	0	0	0	0
18-20	27	0	27	0	0	0	0
21-24	28	0	28	0	0	0	0
25-34	65	0	65	0	0	0	0
35-44	57	0	57	0	0	0	0
45-54	19	0	19	0	0	0	0
55-64	4	0	4	0	0	0	0
65-74	3	0	3	0	0	0	0
Race							
White	161	0	161	0	0	0	0
Black	15	0	15	0	0	0	0
Native American	27	0	27	0	0	0	0
Hispanic	6	0	6	0	0	0	0
Two or More Races	19	0	19	0	0	0	0
Presenting Problem/Diagnosis							
Alcohol Abuse	89	0	89	0	0	0	0
Social Conditions	9	0	9	0	0	0	0
Substance Related	130	0	130	0	0	0	0
County of Residence							
Nowata	28	0	28	0	0	0	0
Okmulgee	1	0	1	0	0	0	0
Osage	4	0	4	0	0	0	0
Washington	195	0	195	0	0	0	0
Other Indicators							
Any Alcohol/Drug Problem	222	0	222	0	0	0	0
Custody of DOC	7	0	7	0	0	0	0
Homeless	1	0	1	0	0	0	0
Indigent	225	0	225	0	0	0	0
SMI (If ever)	30	0	30	0	0	0	0

Notes: Information in this table is based on data reported to DMHSAS as of 01/01/2002. The same client may be counted in more than one category, e.g., clients can receive services under more than one contract source, in more than one "County of Residence," or may have multiple "Other Indicators." Please see Definition page for other considerations.

Oklahoma Department of Mental Health and Substance Abuse Services

Counts of Admitted Clients Served by Funding Source for Each Agency During FY2001

TWELVE & TWELVE, INC.

	Total	Funding Source					
		Mental Health	Substance Abuse	Domestic Violence	Residential Care	Medicaid	Other
Total							
Unduplicated Count	1,432	0	1,432	0	0	0	0
Sex							
Female	470	0	470	0	0	0	0
Male	962	0	962	0	0	0	0
Age							
05-17	51	0	51	0	0	0	0
18-20	85	0	85	0	0	0	0
21-24	154	0	154	0	0	0	0
25-34	414	0	414	0	0	0	0
35-44	506	0	506	0	0	0	0
45-54	174	0	174	0	0	0	0
55-64	40	0	40	0	0	0	0
65-74	7	0	7	0	0	0	0
75-84	1	0	1	0	0	0	0
Race							
White	1,042	0	1,042	0	0	0	0
Black	217	0	217	0	0	0	0
Native American	136	0	136	0	0	0	0
Hispanic	25	0	25	0	0	0	0
Asian	3	0	3	0	0	0	0
Two or More Races	9	0	9	0	0	0	0
Presenting Problem/Diagnosis							
Alcohol Abuse	311	0	311	0	0	0	0
Mood Disorder	4	0	4	0	0	0	0
Other Psychotic	1	0	1	0	0	0	0
Personality Disorder	1	0	1	0	0	0	0
Schizophrenia	1	0	1	0	0	0	0
Substance Related	1,114	0	1,114	0	0	0	0
County of Residence							
Adair	2	0	2	0	0	0	0
Alfalfa	1	0	1	0	0	0	0
Bryan	3	0	3	0	0	0	0
Canadian	1	0	1	0	0	0	0
Carter	1	0	1	0	0	0	0
Cherokee	13	0	13	0	0	0	0
Coal	1	0	1	0	0	0	0
Craig	3	0	3	0	0	0	0
Creek	43	0	43	0	0	0	0
Custer	1	0	1	0	0	0	0
Delaware	5	0	5	0	0	0	0
Ellis	1	0	1	0	0	0	0
Haskell	3	0	3	0	0	0	0
Hughes	4	0	4	0	0	0	0
Kay	9	0	9	0	0	0	0
Latimer	1	0	1	0	0	0	0
Lincoln	10	0	10	0	0	0	0
Logan	1	0	1	0	0	0	0
Mayes	10	0	10	0	0	0	0
McClain	1	0	1	0	0	0	0

Notes: Information in this table is based on data reported to DMHSAS as of 01/01/2002. The same client may be counted in more than one category, e.g., clients can receive services under more than one contract source, in more than one "County of Residence," or may have multiple "Other Indicators." Please see Definition page for other considerations.

Oklahoma Department of Mental Health and Substance Abuse Services

Counts of Admitted Clients Served by Funding Source for Each Agency During FY2001

TWELVE & TWELVE, INC.

	Funding Source						
	Total	Mental Health	Substance Abuse	Domestic Violence	Residential Care	Medicaid	Other
McCurtain	3	0	3	0	0	0	0
Murray	6	0	6	0	0	0	0
Muskogee	24	0	24	0	0	0	0
Noble	2	0	2	0	0	0	0
Nowata	1	0	1	0	0	0	0
Okfuskee	1	0	1	0	0	0	0
Oklahoma	6	0	6	0	0	0	0
Okmulgee	25	0	25	0	0	0	0
Osage	12	0	12	0	0	0	0
Ottawa	3	0	3	0	0	0	0
Pawnee	8	0	8	0	0	0	0
Payne	7	0	7	0	0	0	0
Pittsburgh	4	0	4	0	0	0	0
Pottawatomie	4	0	4	0	0	0	0
Pushmataha	1	0	1	0	0	0	0
Rogers	26	0	26	0	0	0	0
Seminole	1	0	1	0	0	0	0
Sequoyah	7	0	7	0	0	0	0
Stephens	1	0	1	0	0	0	0
Texas	1	0	1	0	0	0	0
Tulsa	1,107	0	1,107	0	0	0	0
Wagoner	33	0	33	0	0	0	0
Washington	19	0	19	0	0	0	0
Washita	1	0	1	0	0	0	0
Woods	1	0	1	0	0	0	0
Out of State/Unknown	14	0	14	0	0	0	0
Other Indicators							
Any Alcohol/Drug Problem	1,432	0	1,432	0	0	0	0
Custody of DHS	4	0	4	0	0	0	0
Custody of DOC	137	0	137	0	0	0	0
Deaf and Hearing Impaired	2	0	2	0	0	0	0
Dual Diagnosis	110	0	110	0	0	0	0
Homeless	155	0	155	0	0	0	0
Indigent	1,397	0	1,397	0	0	0	0
SMI (If ever)	445	0	445	0	0	0	0

Notes: Information in this table is based on data reported to DMHSAS as of 01/01/2002. The same client may be counted in more than one category, e.g., clients can receive services under more than one contract source, in more than one "County of Residence," or may have multiple "Other Indicators." Please see Definition page for other considerations.

Oklahoma Department of Mental Health and Substance Abuse Services

Counts of Admitted Clients Served by Funding Source for Each Agency During FY2001

VINITA ALCOHOL AND DRUG TREATMENT CENTER

	Total	Funding Source					
		Mental Health	Substance Abuse	Domestic Violence	Residential Care	Medicaid	Other
Total							
Unduplicated Count	239	0	239	0	0	0	0
Sex							
Female	101	0	101	0	0	0	0
Male	138	0	138	0	0	0	0
Age							
18-20	17	0	17	0	0	0	0
21-24	34	0	34	0	0	0	0
25-34	84	0	84	0	0	0	0
35-44	81	0	81	0	0	0	0
45-54	18	0	18	0	0	0	0
55-64	4	0	4	0	0	0	0
65-74	1	0	1	0	0	0	0
Race							
White	161	0	161	0	0	0	0
Black	31	0	31	0	0	0	0
Native American	1	0	1	0	0	0	0
Asian	1	0	1	0	0	0	0
Two or More Races	45	0	45	0	0	0	0
Presenting Problem/Diagnosis							
Alcohol Abuse	63	0	63	0	0	0	0
Substance Related	176	0	176	0	0	0	0
County of Residence							
Adair	3	0	3	0	0	0	0
Caddo	2	0	2	0	0	0	0
Carter	1	0	1	0	0	0	0
Cherokee	9	0	9	0	0	0	0
Cleveland	1	0	1	0	0	0	0
Coal	1	0	1	0	0	0	0
Craig	22	0	22	0	0	0	0
Creek	12	0	12	0	0	0	0
Delaware	8	0	8	0	0	0	0
Garvin	1	0	1	0	0	0	0
Hughes	1	0	1	0	0	0	0
Kay	1	0	1	0	0	0	0
Lincoln	1	0	1	0	0	0	0
Love	1	0	1	0	0	0	0
Mayes	16	0	16	0	0	0	0
McCurtain	2	0	2	0	0	0	0
Muskogee	11	0	11	0	0	0	0
Nowata	3	0	3	0	0	0	0
Okfuskee	3	0	3	0	0	0	0
Oklahoma	2	0	2	0	0	0	0
Okmulgee	1	0	1	0	0	0	0
Osage	4	0	4	0	0	0	0
Ottawa	6	0	6	0	0	0	0
Payne	1	0	1	0	0	0	0
Pittsburgh	2	0	2	0	0	0	0
Pontotoc	1	0	1	0	0	0	0
Pottawatomie	1	0	1	0	0	0	0

Notes: Information in this table is based on data reported to DMHSAS as of 01/01/2002. The same client may be counted in more than one category, e.g., clients can receive services under more than one contract source, in more than one "County of Residence," or may have multiple "Other Indicators." Please see Definition page for other considerations.

Oklahoma Department of Mental Health and Substance Abuse Services

Counts of Admitted Clients Served by Funding Source for Each Agency During FY2001

VINITA ALCOHOL AND DRUG TREATMENT CENTER

	Total	Funding Source					
		Mental Health	Substance Abuse	Domestic Violence	Residential Care	Medicaid	Other
Rogers	10	0	10	0	0	0	0
Seminole	2	0	2	0	0	0	0
Sequoyah	5	0	5	0	0	0	0
Tulsa	57	0	57	0	0	0	0
Wagoner	21	0	21	0	0	0	0
Washington	25	0	25	0	0	0	0
Out of State/Unknown	2	0	2	0	0	0	0
Other Indicators							
Any Alcohol/Drug Problem	239	0	239	0	0	0	0
Custody of DOC	14	0	14	0	0	0	0
Homeless	15	0	15	0	0	0	0
Indigent	225	0	225	0	0	0	0
SMI (If ever)	78	0	78	0	0	0	0

Notes: Information in this table is based on data reported to DMHSAS as of 01/01/2002. The same client may be counted in more than one category, e.g., clients can receive services under more than one contract source, in more than one "County of Residence," or may have multiple "Other Indicators." Please see Definition page for other considerations.

Oklahoma Department of Mental Health and Substance Abuse Services

Counts of Admitted Clients Served by Funding Source for Each Agency During FY2001

WAGONER COMMUNITY HOSPITAL-BILL WILLIS

	Total	Funding Source					
		Mental Health	Substance Abuse	Domestic Violence	Residential Care	Medicaid	Other
Total							
Unduplicated Count	235	235	0	0	0	0	0
Sex							
Female	84	84	0	0	0	0	0
Male	151	151	0	0	0	0	0
Age							
18-20	16	16	0	0	0	0	0
21-24	29	29	0	0	0	0	0
25-34	77	77	0	0	0	0	0
35-44	83	83	0	0	0	0	0
45-54	22	22	0	0	0	0	0
55-64	8	8	0	0	0	0	0
Race							
White	195	195	0	0	0	0	0
Black	8	8	0	0	0	0	0
Native American	16	16	0	0	0	0	0
Hispanic	4	4	0	0	0	0	0
Two or More Races	12	12	0	0	0	0	0
Presenting Problem/Diagnosis							
Alcohol Abuse	18	18	0	0	0	0	0
Mood Disorder	106	106	0	0	0	0	0
Non Alcohol/Drug Related	2	2	0	0	0	0	0
Other Non-Psychotic	10	10	0	0	0	0	0
Other Psychotic	38	38	0	0	0	0	0
Schizophrenia	8	8	0	0	0	0	0
Substance Related	53	53	0	0	0	0	0
County of Residence							
Adair	24	24	0	0	0	0	0
Cherokee	65	65	0	0	0	0	0
Mayes	2	2	0	0	0	0	0
Muskogee	4	4	0	0	0	0	0
Noble	1	1	0	0	0	0	0
Sequoyah	69	69	0	0	0	0	0
Tulsa	3	3	0	0	0	0	0
Wagoner	66	66	0	0	0	0	0
Out of State/Unknown	1	1	0	0	0	0	0
Other Indicators							
Any Alcohol/Drug Problem	144	144	0	0	0	0	0
Custody of DOC	4	4	0	0	0	0	0
Dual Diagnosis	27	27	0	0	0	0	0
Homeless	6	6	0	0	0	0	0
Indigent	219	219	0	0	0	0	0
SMI (If ever)	172	172	0	0	0	0	0

Notes: Information in this table is based on data reported to DMHSAS as of 01/01/2002. The same client may be counted in more than one category, e.g., clients can receive services under more than one contract source, in more than one "County of Residence," or may have multiple "Other Indicators." Please see Definition page for other considerations.

Oklahoma Department of Mental Health and Substance Abuse Services

Counts of Admitted Clients Served by Funding Source for Each Agency During FY2001

WESTERN STATE PSYCHIATRIC CENTER

	Total	Funding Source					
		Mental Health	Substance Abuse	Domestic Violence	Residential Care	Medicaid	Other
Total							
Unduplicated Count	2,252	1,596	12	0	0	311	1,269
Sex							
Female	1,142	812	2	0	0	178	693
Male	1,110	784	10	0	0	133	576
Age							
0-04	5	5	0	0	0	1	1
05-17	267	161	0	0	0	89	148
18-20	166	107	2	0	0	65	53
21-24	195	155	3	0	0	20	95
25-34	484	375	5	0	0	28	233
35-44	605	434	1	0	0	45	350
45-54	307	207	1	0	0	39	212
55-64	164	112	0	0	0	18	131
65-74	38	26	0	0	0	6	28
75-84	19	13	0	0	0	0	16
85+	2	1	0	0	0	0	2
Race							
White	1,967	1,385	6	0	0	286	1,165
Black	65	42	1	0	0	9	25
Native American	138	109	3	0	0	8	37
Hispanic	53	39	0	0	0	6	31
Asian	9	7	0	0	0	1	5
Two or More Races	20	14	2	0	0	1	6
Presenting Problem/Diagnosis							
Alcohol Abuse	188	144	1	0	0	7	85
Developmental Disorder	199	135	0	0	0	39	78
Mood Disorder	1,029	724	0	0	0	144	653
Non Alcohol/Drug Related	36	25	0	0	0	7	28
Other Non-Psychotic	271	189	1	0	0	43	152
Other Psychotic	138	100	0	0	0	19	91
Personality Disorder	2	1	0	0	0	0	1
Schizophrenia	125	77	0	0	0	35	86
Social Conditions	51	37	0	0	0	4	28
Substance Related	213	164	10	0	0	13	67
County of Residence							
Alfalfa	79	62	0	0	0	18	43
Atoka	4	3	0	0	0	0	3
Beaver	35	28	0	0	0	5	32
Beckham	27	24	0	0	0	0	4
Blaine	35	27	0	0	0	7	10
Caddo	23	19	1	0	0	1	2
Canadian	9	5	0	0	0	0	4
Cherokee	1	1	0	0	0	0	1
Cimarron	23	19	0	0	0	1	17
Cleveland	8	6	0	0	0	1	2
Comanche	6	4	0	0	0	0	2
Craig	1	1	0	0	0	0	0
Creek	2	1	0	0	0	0	1
Custer	27	21	0	0	0	0	9

Notes: Information in this table is based on data reported to DMHSAS as of 01/01/2002. The same client may be counted in more than one category, e.g., clients can receive services under more than one contract source, in more than one "County of Residence," or may have multiple "Other Indicators." Please see Definition page for other considerations.

Oklahoma Department of Mental Health and Substance Abuse Services

Counts of Admitted Clients Served by Funding Source for Each Agency During FY2001

WESTERN STATE PSYCHIATRIC CENTER

	Funding Source						
	Total	Mental Health	Substance Abuse	Domestic Violence	Residential Care	Medicaid	Other
Dewey	43	32	0	0	0	2	34
Ellis	64	47	0	0	0	5	37
Garfield	218	119	0	0	0	16	98
Grady	5	3	2	0	0	0	0
Grant	10	4	0	0	0	2	6
Greer	2	2	0	0	0	0	1
Harper	68	44	1	0	0	13	52
Hughes	5	3	0	0	0	0	2
Jackson	5	5	0	0	0	0	1
Jefferson	4	4	0	0	0	0	0
Kay	59	40	0	0	0	5	17
Kingfisher	6	4	0	0	0	0	2
Kiowa	8	7	0	0	0	0	1
Lincoln	3	2	0	0	0	0	1
Logan	2	0	0	0	0	1	1
Major	144	101	0	0	0	30	66
McCurtain	2	2	0	0	0	0	0
Murray	1	1	0	0	0	0	0
Noble	12	8	0	0	0	0	7
Okfuskee	4	4	0	0	0	0	1
Oklahoma	37	32	0	0	0	2	8
Okmulgee	1	1	0	0	0	0	0
Osage	1	0	0	0	0	1	0
Pawnee	6	6	0	0	0	0	1
Payne	16	15	0	0	0	1	0
Pittsburgh	3	3	0	0	0	0	1
Pontotoc	6	4	0	0	0	0	2
Pottawatomie	3	1	0	0	0	0	2
Pushmataha	1	0	0	0	0	0	1
Roger Mills	4	2	0	0	0	0	2
Seminole	38	30	7	0	0	1	1
Stephens	8	7	0	0	0	0	1
Texas	239	179	0	0	0	37	185
Tulsa	11	7	0	0	0	0	5
Wagoner	3	3	0	0	0	0	1
Washington	3	3	0	0	0	0	0
Washita	8	6	0	0	0	1	2
Woods	259	183	0	0	0	33	156
Woodward	638	449	1	0	0	127	432
Out of State/Unknown	22	12	0	0	0	1	12
Other Indicators							
Any Alcohol/Drug Problem	942	726	12	0	0	80	432
Custody of DHS	28	13	0	0	0	18	18
Custody of DOC	4	3	2	0	0	0	3
Custody of OJA	5	3	0	0	0	2	4
Deaf and Hearing Impaired	7	3	0	0	0	0	6
Dual Diagnosis	269	205	0	0	0	37	163
Homeless	42	32	0	0	0	8	21
Indigent	2,059	1,565	12	0	0	303	1,089
SED (6-17)	39	18	0	0	0	23	23
SMI (If ever)	867	622	1	0	0	136	520

Notes: Information in this table is based on data reported to DMHSAS as of 01/01/2002. The same client may be counted in more than one category, e.g., clients can receive services under more than one contract source, in more than one "County of Residence," or may have multiple "Other Indicators." Please see Definition page for other considerations.

Oklahoma Department of Mental Health and Substance Abuse Services

Counts of Admitted Clients Served by Funding Source for Each Agency During FY2001

WHEATLAND MH CTR, INC.

	Total	Funding Source					
		Mental Health	Substance Abuse	Domestic Violence	Residential Care	Medicaid	Other
Total							
Unduplicated Count	972	854	0	0	0	188	23
Sex							
Female	572	492	0	0	0	127	15
Male	400	362	0	0	0	61	8
Age							
05-17	106	105	0	0	0	1	0
18-20	73	73	0	0	0	0	0
21-24	72	62	0	0	0	13	2
25-34	204	175	0	0	0	48	4
35-44	275	240	0	0	0	58	6
45-54	150	130	0	0	0	33	6
55-64	73	55	0	0	0	28	3
65-74	15	11	0	0	0	5	2
75-84	3	2	0	0	0	1	0
85+	1	1	0	0	0	1	0
Race							
White	850	753	0	0	0	162	19
Black	51	39	0	0	0	15	1
Native American	24	20	0	0	0	4	0
Hispanic	6	6	0	0	0	1	0
Two or More Races	41	36	0	0	0	6	3
Presenting Problem/Diagnosis							
Alcohol Abuse	1	1	0	0	0	0	0
Developmental Disorder	46	44	0	0	0	4	0
Mood Disorder	495	444	0	0	0	86	15
Non Alcohol/Drug Related	12	9	0	0	0	3	1
Other Non-Psychotic	189	175	0	0	0	23	0
Other Psychotic	66	49	0	0	0	28	3
Personality Disorder	26	21	0	0	0	6	0
Schizophrenia	69	46	0	0	0	35	4
Social Conditions	65	62	0	0	0	3	0
Substance Related	3	3	0	0	0	0	0
County of Residence							
Adair	2	1	0	0	0	1	1
Blaine	4	4	0	0	0	0	0
Canadian	2	2	0	0	0	0	0
Creek	1	1	0	0	0	0	0
Ellis	2	2	0	0	0	0	0
Garfield	583	501	0	0	0	137	7
Grant	19	10	0	0	0	10	2
Kingfisher	122	111	0	0	0	14	4
Lincoln	1	1	0	0	0	0	0
Logan	223	210	0	0	0	23	9
Major	3	2	0	0	0	2	0
Murray	1	1	0	0	0	0	0
Noble	2	1	0	0	0	1	0
Nowata	1	1	0	0	0	0	0
Oklahoma	5	5	0	0	0	0	0
Woods	1	1	0	0	0	0	0

Notes: Information in this table is based on data reported to DMHSAS as of 01/01/2002. The same client may be counted in more than one category, e.g., clients can receive services under more than one contract source, in more than one "County of Residence," or may have multiple "Other Indicators." Please see Definition page for other considerations.

Oklahoma Department of Mental Health and Substance Abuse Services

Counts of Admitted Clients Served by Funding Source for Each Agency During FY2001

WHEATLAND MH CTR, INC.

	Total	Funding Source					
		Mental Health	Substance Abuse	Domestic Violence	Residential Care	Medicaid	Other
Other Indicators							
Any Alcohol/Drug Problem	230	203	0	0	0	35	3
Custody of DHS	4	4	0	0	0	0	0
Custody of DOC	14	14	0	0	0	2	0
Custody of OJA	1	1	0	0	0	0	0
Deaf and Hearing Impaired	6	4	0	0	0	2	0
Dual Diagnosis	70	58	0	0	0	15	2
Homeless	20	17	0	0	0	4	1
Indigent	954	837	0	0	0	187	23
SED (6-17)	59	58	0	0	0	1	0
SMI (If ever)	699	593	0	0	0	171	23

Notes: Information in this table is based on data reported to DMHSAS as of 01/01/2002. The same client may be counted in more than one category, e.g., clients can receive services under more than one contract source, in more than one "County of Residence," or may have multiple "Other Indicators." Please see Definition page for other considerations.

Oklahoma Department of Mental Health and Substance Abuse Services

Counts of Admitted Clients Served by Funding Source for Each Agency During FY2001

WOMEN IN SAFE HOMES, INC.

	Total	Funding Source					
		Mental Health	Substance Abuse	Domestic Violence	Residential Care	Medicaid	Other
Total							
Unduplicated Count	260	0	64	251	0	0	1
Sex							
Female	195	0	62	186	0	0	1
Male	65	0	2	65	0	0	0
Age							
0-04	47	0	0	47	0	0	0
05-17	44	0	0	44	0	0	0
18-20	14	0	3	14	0	0	0
21-24	33	0	14	33	0	0	0
25-34	57	0	25	53	0	0	0
35-44	47	0	20	42	0	0	1
45-54	15	0	1	15	0	0	0
55-64	3	0	1	3	0	0	0
Race							
White	183	0	47	180	0	0	1
Black	27	0	5	26	0	0	0
Native American	37	0	8	36	0	0	0
Two or More Races	13	0	4	9	0	0	0
Presenting Problem/Diagnosis							
Developmental Disorder	1	0	0	1	0	0	0
Mood Disorder	1	0	0	1	0	0	0
Other Non-Psychotic	2	0	2	0	0	0	0
Social Conditions	242	0	53	239	0	0	0
Substance Related	9	0	9	5	0	0	1
Unknown/Other	1	0	0	1	0	0	0
Deferred/No Diagnosis	4	0	0	4	0	0	0
County of Residence							
Atoka	1	0	1	1	0	0	0
Bryan	2	0	0	2	0	0	0
Caddo	1	0	0	1	0	0	0
Canadian	2	0	1	2	0	0	0
Cherokee	4	0	0	4	0	0	0
Choctaw	2	0	2	2	0	0	1
Cleveland	3	0	1	3	0	0	0
Comanche	1	0	1	1	0	0	0
Haskell	3	0	2	3	0	0	0
Latimer	1	0	0	1	0	0	0
LeFlore	4	0	1	4	0	0	0
Mayes	1	0	0	1	0	0	0
McIntosh	9	0	4	9	0	0	0
Muskogee	167	0	35	158	0	0	0
Nowata	2	0	1	2	0	0	0
Oklahoma	3	0	1	3	0	0	0
Okmulgee	3	0	1	3	0	0	0
Osage	1	0	1	1	0	0	0
Pittsburgh	4	0	0	4	0	0	0
Sequoyah	12	0	3	12	0	0	0
Tulsa	4	0	1	4	0	0	0
Wagoner	14	0	5	14	0	0	0

Notes: Information in this table is based on data reported to DMHSAS as of 01/01/2002. The same client may be counted in more than one category, e.g., clients can receive services under more than one contract source, in more than one "County of Residence," or may have multiple "Other Indicators." Please see Definition page for other considerations.

Oklahoma Department of Mental Health and Substance Abuse Services

Counts of Admitted Clients Served by Funding Source for Each Agency During FY2001

WOMEN IN SAFE HOMES, INC.

	Total	Funding Source					
		Mental Health	Substance Abuse	Domestic Violence	Residential Care	Medicaid	Other
Out of State/Unknown	16	0	3	16	0	0	0
Other Indicators							
Any Alcohol/Drug Problem	93	0	56	84	0	0	1
Custody of DOC	17	0	2	17	0	0	0
Deaf and Hearing Impaired	1	0	0	1	0	0	0
Homeless	9	0	2	8	0	0	0
Indigent	241	0	61	232	0	0	1
SMI (If ever)	77	0	47	70	0	0	1

Notes: Information in this table is based on data reported to DMHSAS as of 01/01/2002. The same client may be counted in more than one category, e.g., clients can receive services under more than one contract source, in more than one "County of Residence," or may have multiple "Other Indicators." Please see Definition page for other considerations.

Oklahoma Department of Mental Health and Substance Abuse Services

Counts of Admitted Clients Served by Funding Source for Each Agency During FY2001

WOMEN'S CRISIS SERVICES

	Total	Funding Source					
		Mental Health	Substance Abuse	Domestic Violence	Residential Care	Medicaid	Other
Total							
Unduplicated Count	153	0	0	153	0	0	0
Sex							
Female	127	0	0	127	0	0	0
Male	26	0	0	26	0	0	0
Age							
0-04	33	0	0	33	0	0	0
05-17	30	0	0	30	0	0	0
18-20	6	0	0	6	0	0	0
21-24	13	0	0	13	0	0	0
25-34	32	0	0	32	0	0	0
35-44	27	0	0	27	0	0	0
45-54	9	0	0	9	0	0	0
55-64	1	0	0	1	0	0	0
65-74	1	0	0	1	0	0	0
85+	1	0	0	1	0	0	0
Race							
White	117	0	0	117	0	0	0
Black	3	0	0	3	0	0	0
Native American	24	0	0	24	0	0	0
Hispanic	2	0	0	2	0	0	0
Asian	1	0	0	1	0	0	0
Two or More Races	6	0	0	6	0	0	0
Presenting Problem/Diagnosis							
Alcohol Abuse	1	0	0	1	0	0	0
Mood Disorder	2	0	0	2	0	0	0
Social Conditions	147	0	0	147	0	0	0
Deferred/No Diagnosis	3	0	0	3	0	0	0
County of Residence							
Choctaw	1	0	0	1	0	0	0
Haskell	5	0	0	5	0	0	0
Latimer	4	0	0	4	0	0	0
LeFlore	119	0	0	119	0	0	0
Love	1	0	0	1	0	0	0
McCurtain	3	0	0	3	0	0	0
McIntosh	4	0	0	4	0	0	0
Oklahoma	1	0	0	1	0	0	0
Pittsburgh	3	0	0	3	0	0	0
Sequoyah	5	0	0	5	0	0	0
Out of State/Unknown	7	0	0	7	0	0	0
Other Indicators							
Any Alcohol/Drug Problem	2	0	0	2	0	0	0
Custody of DHS	1	0	0	1	0	0	0
Homeless	4	0	0	4	0	0	0
Indigent	148	0	0	148	0	0	0
SMI (If ever)	13	0	0	13	0	0	0

Notes: Information in this table is based on data reported to DMHSAS as of 01/01/2002. The same client may be counted in more than one category, e.g., clients can receive services under more than one contract source, in more than one "County of Residence," or may have multiple "Other Indicators." Please see Definition page for other considerations.

Oklahoma Department of Mental Health and Substance Abuse Services

Counts of Admitted Clients Served by Funding Source for Each Agency During FY2001

WOMENS RESOURCE CENTER

	Total	Funding Source					Other
		Mental Health	Substance Abuse	Domestic Violence	Residential Care	Medicaid	
Total							
Unduplicated Count	374	0	0	370	0	0	12
Sex							
Female	309	0	0	305	0	0	12
Male	65	0	0	65	0	0	0
Age							
0-04	58	0	0	58	0	0	0
05-17	77	0	0	77	0	0	0
18-20	16	0	0	16	0	0	0
21-24	23	0	0	23	0	0	0
25-34	81	0	0	80	0	0	2
35-44	84	0	0	84	0	0	3
45-54	31	0	0	28	0	0	7
55-64	3	0	0	3	0	0	0
65-74	1	0	0	1	0	0	0
Race							
White	220	0	0	216	0	0	12
Black	79	0	0	79	0	0	0
Native American	21	0	0	21	0	0	0
Hispanic	13	0	0	13	0	0	0
Asian	1	0	0	1	0	0	0
Two or More Races	40	0	0	40	0	0	0
Presenting Problem/Diagnosis							
Mood Disorder	3	0	0	3	0	0	0
Social Conditions	371	0	0	367	0	0	12
County of Residence							
Blaine	1	0	0	1	0	0	0
Bryan	1	0	0	1	0	0	0
Canadian	2	0	0	2	0	0	0
Carter	1	0	0	1	0	0	0
Cherokee	4	0	0	4	0	0	0
Cleveland	155	0	0	152	0	0	6
Garfield	3	0	0	3	0	0	0
Garvin	4	0	0	4	0	0	0
Grady	5	0	0	5	0	0	0
Love	1	0	0	1	0	0	0
McClain	15	0	0	14	0	0	2
Muskogee	8	0	0	8	0	0	0
Oklahoma	126	0	0	126	0	0	3
Okmulgee	1	0	0	1	0	0	0
Pittsburgh	3	0	0	3	0	0	0
Pottawatomie	8	0	0	8	0	0	1
Tulsa	2	0	0	2	0	0	0
Out of State/Unknown	34	0	0	34	0	0	0
Other Indicators							
Custody of DOC	2	0	0	1	0	0	1
Deaf and Hearing Impaired	1	0	0	1	0	0	0
Homeless	260	0	0	260	0	0	0
Indigent	319	0	0	315	0	0	9
SMI (If ever)	51	0	0	50	0	0	2

Notes: Information in this table is based on data reported to DMHSAS as of 01/01/2002. The same client may be counted in more than one category, e.g., clients can receive services under more than one contract source, in more than one "County of Residence," or may have multiple "Other Indicators." Please see Definition page for other considerations.

Oklahoma Department of Mental Health and Substance Abuse Services

Counts of Admitted Clients Served by Funding Source for Each Agency During FY2001

WOMEN'S SERVICE & FAMILY RESOURCE CENTER

	Total	Funding Source					
		Mental Health	Substance Abuse	Domestic Violence	Residential Care	Medicaid	Other
Total							
Unduplicated Count	367	0	0	367	0	0	0
Sex							
Female	325	0	0	325	0	0	0
Male	42	0	0	42	0	0	0
Age							
0-04	47	0	0	47	0	0	0
05-17	37	0	0	37	0	0	0
18-20	45	0	0	45	0	0	0
21-24	59	0	0	59	0	0	0
25-34	89	0	0	89	0	0	0
35-44	71	0	0	71	0	0	0
45-54	16	0	0	16	0	0	0
55-64	3	0	0	3	0	0	0
Race							
White	267	0	0	267	0	0	0
Black	28	0	0	28	0	0	0
Native American	50	0	0	50	0	0	0
Hispanic	9	0	0	9	0	0	0
Asian	1	0	0	1	0	0	0
Two or More Races	12	0	0	12	0	0	0
Presenting Problem/Diagnosis							
Social Conditions	367	0	0	367	0	0	0
County of Residence							
Blaine	3	0	0	3	0	0	0
Caddo	30	0	0	30	0	0	0
Canadian	128	0	0	128	0	0	0
Comanche	1	0	0	1	0	0	0
Creek	1	0	0	1	0	0	0
Garvin	3	0	0	3	0	0	0
Grady	183	0	0	183	0	0	0
Oklahoma	9	0	0	9	0	0	0
Out of State/Unknown	9	0	0	9	0	0	0
Other Indicators							
Any Alcohol/Drug Problem	9	0	0	9	0	0	0
Custody of DOC	2	0	0	2	0	0	0
Homeless	36	0	0	36	0	0	0
Indigent	346	0	0	346	0	0	0
SMI (If ever)	46	0	0	46	0	0	0

Notes: Information in this table is based on data reported to DMHSAS as of 01/01/2002. The same client may be counted in more than one category, e.g., clients can receive services under more than one contract source, in more than one "County of Residence," or may have multiple "Other Indicators." Please see Definition page for other considerations.

Oklahoma Department of Mental Health and Substance Abuse Services

Counts of Admitted Clients Served by Funding Source for Each Agency During FY2001

YWCA CRISIS CENTER

	Total	Funding Source					Other
		Mental Health	Substance Abuse	Domestic Violence	Residential Care	Medicaid	
Total							
Unduplicated Count	405	0	39	388	0	0	30
Sex							
Female	250	0	25	241	0	0	22
Male	155	0	14	147	0	0	8
Age							
0-04	61	0	14	52	0	0	1
05-17	69	0	12	65	0	0	7
18-20	18	0	0	18	0	0	0
21-24	38	0	1	37	0	0	0
25-34	96	0	6	95	0	0	8
35-44	83	0	6	81	0	0	11
45-54	23	0	0	23	0	0	2
55-64	12	0	0	12	0	0	1
65-74	4	0	0	4	0	0	0
75-84	1	0	0	1	0	0	0
Race							
White	322	0	20	314	0	0	28
Black	25	0	4	23	0	0	0
Native American	24	0	2	24	0	0	1
Hispanic	25	0	10	21	0	0	1
Asian	2	0	0	2	0	0	0
Two or More Races	7	0	3	4	0	0	0
Presenting Problem/Diagnosis							
Alcohol Abuse	9	0	5	7	0	0	1
Social Conditions	290	0	26	277	0	0	11
Substance Related	7	0	6	5	0	0	0
Deferred/No Diagnosis	99	0	2	99	0	0	18
County of Residence							
Alfalfa	4	0	0	4	0	0	0
Blaine	47	0	0	47	0	0	6
Caddo	1	0	0	1	0	0	0
Custer	1	0	0	1	0	0	0
Garfield	301	0	29	289	0	0	19
Grady	1	0	0	1	0	0	0
Grant	2	0	0	2	0	0	1
Kay	5	0	0	5	0	0	0
Kingfisher	14	0	0	14	0	0	3
Kiowa	1	0	1	1	0	0	0
Logan	1	0	0	1	0	0	0
Major	4	0	0	4	0	0	0
Muskogee	2	0	2	2	0	0	0
Noble	4	0	0	4	0	0	0
Oklahoma	1	0	1	0	0	0	0
Payne	1	0	0	1	0	0	0
Tulsa	4	0	3	3	0	0	1
Washita	3	0	3	0	0	0	0
Woodward	2	0	0	2	0	0	0
Out of State/Unknown	6	0	0	6	0	0	0

Other Indicators

Notes: Information in this table is based on data reported to DMHSAS as of 01/01/2002. The same client may be counted in more than one category, e.g., clients can receive services under more than one contract source, in more than one "County of Residence," or may have multiple "Other Indicators." Please see Definition page for other considerations.

Oklahoma Department of Mental Health and Substance Abuse Services

Counts of Admitted Clients Served by Funding Source for Each Agency During FY2001

YWCA CRISIS CENTER

	Funding Source					
	Total	Mental Health	Substance Abuse	Domestic Violence	Residential Care	Medicaid Other
Any Alcohol/Drug Problem	69	0	12	65	0	0 1
Custody of DHS	5	0	5	0	0	0 0
Custody of DOC	1	0	0	1	0	0 0
Deaf and Hearing Impaired	3	0	0	3	0	0 2
Homeless	132	0	34	118	0	0 4
Indigent	362	0	39	345	0	0 27
SMI (If ever)	45	0	7	42	0	0 3

Notes: Information in this table is based on data reported to DMHSAS as of 01/01/2002. The same client may be counted in more than one category, e.g., clients can receive services under more than one contract source, in more than one "County of Residence," or may have multiple "Other Indicators." Please see Definition page for other considerations.

Oklahoma Department of Mental Health and Substance Abuse Services

Counts of Admitted Clients Served by Funding Source for Each Agency During FY2001

YWCA OF OKC CRISIS SERVICES

	Total	Funding Source					
		Mental Health	Substance Abuse	Domestic Violence	Residential Care	Medicaid	Other
Total							
Unduplicated Count	986	0	0	986	0	0	0
Sex							
Female	727	0	0	727	0	0	0
Male	259	0	0	259	0	0	0
Age							
0-04	103	0	0	103	0	0	0
05-17	185	0	0	185	0	0	0
18-20	48	0	0	48	0	0	0
21-24	85	0	0	85	0	0	0
25-34	242	0	0	242	0	0	0
35-44	215	0	0	215	0	0	0
45-54	91	0	0	91	0	0	0
55-64	14	0	0	14	0	0	0
65-74	3	0	0	3	0	0	0
Race							
White	625	0	0	625	0	0	0
Black	191	0	0	191	0	0	0
Native American	49	0	0	49	0	0	0
Hispanic	55	0	0	55	0	0	0
Asian	15	0	0	15	0	0	0
Two or More Races	51	0	0	51	0	0	0
Presenting Problem/Diagnosis							
Social Conditions	985	0	0	985	0	0	0
Substance Related	1	0	0	1	0	0	0
County of Residence							
Adair	2	0	0	2	0	0	0
Blaine	1	0	0	1	0	0	0
Caddo	3	0	0	3	0	0	0
Canadian	28	0	0	28	0	0	0
Cleveland	35	0	0	35	0	0	0
Coal	1	0	0	1	0	0	0
Comanche	8	0	0	8	0	0	0
Cotton	1	0	0	1	0	0	0
Custer	3	0	0	3	0	0	0
Grady	8	0	0	8	0	0	0
Kay	3	0	0	3	0	0	0
Kingfisher	1	0	0	1	0	0	0
Lincoln	3	0	0	3	0	0	0
Logan	17	0	0	17	0	0	0
Major	2	0	0	2	0	0	0
McClain	2	0	0	2	0	0	0
Muskogee	4	0	0	4	0	0	0
Noble	1	0	0	1	0	0	0
Oklahoma	807	0	0	807	0	0	0
Osage	2	0	0	2	0	0	0
Pontotoc	6	0	0	6	0	0	0
Pottawatomie	14	0	0	14	0	0	0
Texas	1	0	0	1	0	0	0
Tulsa	8	0	0	8	0	0	0

Notes: Information in this table is based on data reported to DMHSAS as of 01/01/2002. The same client may be counted in more than one category, e.g., clients can receive services under more than one contract source, in more than one "County of Residence," or may have multiple "Other Indicators." Please see Definition page for other considerations.

Oklahoma Department of Mental Health and Substance Abuse Services

Counts of Admitted Clients Served by Funding Source for Each Agency During FY2001

YWCA OF OKC CRISIS SERVICES

	Funding Source						
	Total	Mental Health	Substance Abuse	Domestic Violence	Residential Care	Medicaid	Other
Washington	1	0	0	1	0	0	0
Out of State/Unknown	24	0	0	24	0	0	0
Other Indicators							
Any Alcohol/Drug Problem	5	0	0	5	0	0	0
Custody of DOC	8	0	0	8	0	0	0
Deaf and Hearing Impaired	3	0	0	3	0	0	0
Homeless	154	0	0	154	0	0	0
Indigent	805	0	0	805	0	0	0
SMI (If ever)	107	0	0	107	0	0	0

Notes: Information in this table is based on data reported to DMHSAS as of 01/01/2002. The same client may be counted in more than one category, e.g., clients can receive services under more than one contract source, in more than one "County of Residence," or may have multiple "Other Indicators." Please see Definition page for other considerations.

Definitions of Terms and Categorization Variables

The following are definitions of terms and categorization variables used in this Data Book report.

Admitted Clients Served

Admitted Clients Served had an admission transaction in the ICIS before or during the report year and had received a service during the year. For this section, they are counted only once in the total for each level of aggregation. This is called an unduplicated count.

Age

Client age is computed using the client's age at the middle of the fiscal year.

Contacts

Individuals are counted as contacts when they call or visit an agency, but are not admitted.

Funding Source

Funding Source helps identify the payment source of services. Frequently, clients receive services under multiple funding sources. The funding source categories for this report were Mental Health, Substance Abuse, Domestic Violence, Residential Care, Medicaid, and Other.

ICIS

The Oklahoma Department of Mental Health and Substance Abuse Services maintains an agency-wide database, the Integrated Client Information System (ICIS), to which all Department-funded services and transactions are reported. The ICIS contains demographic and service information about clients and agencies.

List of Agencies by Type

The following is a list of agencies by type that provided data during the Fiscal Year 2001:

AGENCY TYPE**AGENCY NAME**

Community Mental Health

ASSOCIATED CENTERS FOR THERAPY, INC.
BILL WILLIS MENTAL HEALTH
CARL ALBERT CMHC
CENTRAL OKLAHOMA CMHC
CHISHOLM TRAIL COUNSELING SVC
COMMUNITY COUNSELING CENTER
CREEKS MENTAL HEALTH SERVICES
EDWIN FAIR CMHC
GRAND LAKE M.H.C.
GREEN COUNTRY BEHAVIORAL HEALTH SERVICES
HOPE COMMUNITY SERVICES, INC.
JIM TALIAFERRO CMHC
MENTAL HEALTH SERVICES OF SOUTHERN OKLAHOMA
NORTH CARE CENTER
OK COUNTY CRISIS INTERVENTION CENTER
PARKSIDE, INC.
RED ROCK BEHAVIORAL HEALTH SVC
RED ROCK WEST
WAGONER COMMUNITY HOSPITAL-BILL WILLIS
WESTERN STATE PSYCHIATRIC CENTER
WHEATLAND MH CTR, INC.

Domestic Violence and Sexual Assault

ACMI HOUSE INC
ACTION ASSOCIATES, INC.
CALL RAPE INC.
COMMUNITY CRISIS CENTER, INC.
CRISIS CONTROL CENTER
DOMESTIC VIOLENCE PROGRAM OF NORTH CENTRAL OK.
DOMESTIC VIOLENCE INTERVENTION SERVICES
FAMILY CRISIS & COUNSELING CENTER
FAMILY CRISIS CENTER, INC.
FAMILY RESOURCE CENTER
FAMILY SHELTER
HELP-IN-CRISIS, INC.
N.W. DOMESTIC CRISIS SERVICES
NEW DIRECTIONS, INC.
OKLMULGEE COUNTY FAMILY RESOURCE CENTER INC.
PROJECT SAFE, INC.
ROGERS CO COMMUNITY SERVICES
S.O.S. FOR FAMILIES
STEPHENS COUNTY VOLUNTEERS FOR CRISIS INTERVENTION
STILLWATER DOMESTIC VIOLENCE SERVICE INC.
TULSA SEXUAL ASSAULT NURSE EXAMINERS PROGRAM

AGENCY TYPE**AGENCY NAME**

WOMEN IN SAFE HOMES, INC.
WOMEN'S CRISIS SERVICES
WOMEN'S SERVICE & FAMILY RESOURCE CENTER
WOMENS RESOURCE CENTER
YWCA CRISIS CENTER
YWCA OF OKC CRISIS SERVICES

Hospitals

EASTERN STATE HOSPITAL
GRIFFIN MEMORIAL HOSPITAL
OKLAHOMA YOUTH CENTER

Other Agencies

CENTER FOR CHILDREN & FAMILIES
CROSSROADS INCORPORATED
DIVORCE VISITATION ARBITRATION
PROJECT HEARTLAND
SAFE HAVEN
THUNDERBIRD CLUBHOUSE
TRANSITION HOUSE INC.
TULSA METROPOLITAN MINISTRY

Residential Care

ADA RESIDENTIAL CARE
BOLEY RESIDENTIAL CARE HOME
BOLEY RESIDENTIAL CARE HOME II
CLETA'S COTTAGE
COPP'S RESIDENTIAL CARE, INC.
COUNTRY LANE RESIDENTIAL CARE HOME
DON MENTZER FACILITY
DOW RESIDENTIAL CARE HOME
DUNCAN COMMUNITY RESIDENCE INC
DYCO PROPERTIES, INC.
EDNA LEE'S RESIDENTIAL CARE
EL RENO RESIDENTIAL CARE
FAIR OAKS
GREEN ACRES
HAV-TAPINC DBA, THE HARBOR
HIGH CEDAR RESIDENTIAL CARE
LAKE FRANCIS RETIREMENT CENTER
LARI'S RES CARE
MEADOW BROOK RESCARE
MILLER COZY HOME, INC.
NEW BEGINNING
NORTH FORK RESIDENTIAL CARE
ORCHARD GROVE
PADEN RESIDENTIAL CARE
PRAGUE ASSISTED LIVING CENTER
RAMBLING ROSE RESIDENTIAL CARE
SANTE FE RESIDENTIAL CARE

AGENCY TYPE**AGENCY NAME****Substance Abuse**

SHERRYS OLD FASHIONED R & B
SOUTHWEST RETIREMENT HOME, INC
SUGAR MOUNTAIN RETREAT
SUNNY ACRES BOARDING MANOR, INC.
SUNNY ACRES RESIDENTIAL CARE

A BETTER CHANCE
ADA AREA CHEMICAL DEPENDENCY CENTER, INC.
ALPHA II, INC.
BRIDGEWAY
CAA TURNING POINT
CARE FOR CHANGE, INC.
CBTI-CREEK COUNTY
CITIZEN POTOWATIOMI NATION
COMMUNITY ALCOHOLISM SERVICES
DRUG RECOVERY, INC.
EAGLE RIDGE INSTITUTE
EDMOND FAMILY SERVICES, INC.
GATEWAY TO PREVENTION/RECOVERY
HOMINY HEALTH SRVCS CTR INC.
HOUSE OF HOPE, INC.
HUMAN SKILLS & RESOURCES
INDIAN HEALTH CARE RESOURCE CENTER
KIAMICHI COUNCIL ON ALCOHOLISM
LASTSTOP
LATINO COMMUNITY DEVOLOMENT AGENCY
LEFLORE COUNTY YOUTH & FAMILY SERVICES, INC.
LIFE IMPROVEMENT CENTER
LOGAN COUNTY YOUTH AND FAMILY SERVICES INC.
METRO TULSA SUBSTANCE ABUSE SERVICES
MONARCH, INC.
MOORE ALCOHOL AND DRUG CENTER
MUSKOGEE CO COUNCIL YTH SV
N.E. OK COUNCIL ON ALCOHOLISM
NAIC CENTER OF OKLAHOMA ALCOHOL & DRUG SERVICES, INC.
NATIVE AMERICAN CENTER OF RECOVERY
NEW DIRECTIONS
NEW HOPE OF MANGUM
NEXT STEP NETWORK, INC., (THE)
NORMAN ALCOHOL AND DRUG TREATMENT CENTER
NW SUBSTANCE TREATMENT CENTER
OAKS BEHAVIORAL HEALTH CENTER, (THE)
OPPORTUNITIES, INC.
PAYNE CO COUNSELING SVC, INC.
REFERRAL CENTER, (THE)
ROADBACK, INC.
ROGERS COUNTY DRUG ABUSE PROGRAM, INC.
S.W. YOUTH & FAMILY SERVICES

AGENCY TYPE

AGENCY NAME

SECOND CHANCE CDU
STARTING POINT II, INC.
STREET SCHOOL, INC.
TOTAL LIFE COUNSELING
TRI-CITY SUBSTANCE ABUSE CTR
TRI-CITY YOUTH & FAMILY CENTER
TURNING POINT
TWELVE & TWELVE, INC.
VINITA ALCOHOL AND DRUG TREATMENT CENTER

ODMHSAS

Refers to the Oklahoma Department of Mental Health and Substance Abuse Services.

Other Indicators

There are several groups of clients that are of special interest because they have special treatment needs, state or federal requirements regarding their placement or the services they receive, or because they are part of a priority population. The definitions of these groups and criteria for their selection are provided below:

- **Custody of DHS**

The client, 18 years of age or younger, is in the custody of the Department of Human Services.

- **Custody of DOC**

The client is in the custody of the Department of Corrections. Clients under house arrest, electronic monitoring, or in prison are all considered to be in the custody of DOC. Clients on probation or parole are not.

- **Custody of OJA**

The client, 18 years of age or younger, is in the custody of the Office of Juvenile Affairs.

- **Deaf and Hearing Impaired**

Clients who are deaf, hard of hearing, or indicated the need for an interpreter for the deaf were grouped to form the Deaf and Hearing Impaired category.

- **Homeless**

A homeless person under ICIS criteria is a person who: (a) lacks a fixed, regular and adequate night time residence AND (b) has a primary night time residence that is a supervised publicly or privately operated shelter designed to provide temporary living accommodations including welfare hotels, congregate shelters, halfway houses, and transitional housing for the mentally ill; or an institution that provides a temporary residence for individuals intended to be institutionalized; or a public or private place not designed for, or ordinarily used as, a regular sleeping accommodation for human beings, not limited to people living on the streets. Individuals are considered homeless if they have lost their permanent residence, and are temporarily living in a shelter to avoid being on the street. Prisoners being released or in the custody of a correctional facility are not considered homeless at the time of admission for treatment. The definition also excludes persons in a hospital, residential care facility, commercial hotel/motel, supervised apartment, or living with parent/other relative (even if only temporarily). The definition does include domestic violence and sexual assault shelters, as the persons have fled a residence that is not adequate (i.e., not safe).

- **Legal Status**

Legal Status has three categories; Voluntary, Civil Involuntary, and Criminal Involuntary. The categories of legal status (with ICIS codes) are as follows:

Voluntary. These clients enter treatment voluntarily and are coded Voluntary Admission (01), Court Voluntary (02), Informal Admission (16), or Other (18).

Civil Involuntary. These clients are required by the court system to receive services, even though they may be reluctant. They are coded Court Commitment (03), Order of Detention (06), Juvenile Court Order (07), Transfer – Other Legal Entity (08), Court Ordered Juveniles in Need of Treatment, DHS given custody (10), Court Ordered Juveniles in Need of Treatment Parental Custody Retained (11), Emergency Detention (12), Continued Court Detention (13), 28-Day Court Commitment (14), or Protective Custody (17).

Criminal Involuntary. These clients are required to receive services because they have been accused of or have committed a crime. Codes include the following; Incompetent to Stand Trial (04), Not Guilty by Reason of Insanity (05), Court Order for Observation and Evaluation (09), Court Referred DUI Clients (15), Criminal Hold (20), or Court Commit with Hold (21).

- **Adults with Serious Mental Illness (SMI)**

SMI denotes clients who have been identified **at any time** as having a serious mental illness using the formal ODMHSAS definition. According to this definition, an Adult with a Serious Mental Illness must be an individual 18 years of age or older.

- **Children with a Serious Emotional Disturbance (SED)**

SED refers to children who meet departmental criteria for having a Serious Emotional Disturbance.

- **Any Alcohol/Drug Problem**

A substance abuse client is one who has one or more DSM-IV Axis I primary, secondary or tertiary diagnoses from categories 1.a. or 1.b. (in the Dual Diagnosis definition below) or one or more ICIS Substance Abuse Related Problems (710-731, 741-743). Clients identified only as co-dependents are not identified as substance abusers.

- **Dual Diagnosis Client**

A dual diagnosis client is one who meets the criteria for having a substance abuse diagnosis from categories 1.a. or 1.b. below and meets the criteria for a mental illness based on one or more DSM-IV Axis II primary, secondary, or tertiary diagnoses from categories 2.a. through 2.e. below.

- 1.a. Psychoactive Substance Induced Organic Disorders: 291.0-291.8, 292.0-292.83, 292.89-282.99
- b. Psychoactive Substance Use Disorders: 303.0-305.99.
- 2.a. Schizophrenia: 295.10, 295.20, 295.30, 295.40, 295.60, 295.70, 295.90
- b. Delusional (Paranoid) Disorder: 297.1
- c. Other Psychotic Disorders: 295.40, 295.70, 297.3, 298.8, 298.9, 297.1, 297.3
- d. Mood Disorders: 296.20-296.7
- e. Borderline Personality Disorder: 301.83

- **Indigent**

A person whose applicable income falls at or below 200% of the Federal Poverty Level is considered indigent. To determine whether the client was indigent, the household gross annual income must have been reported. The ODMHSAS eligibility criteria for indigence are based on the weighted average poverty

thresholds provided annually by the U. S. Department of Commerce. The following table presents the threshold levels for FY01.

**Oklahoma Department of Mental Health and Substance Abuse Services
Eligibility Criteria
Indigence Threshold
(200% of Federal Poverty Guideline)**

Number of Persons in Household	Household Gross Annual Income
1	\$16,700
2	\$22,500
3	\$28,300
4	\$34,100
5	\$39,900
6	\$45,700
7	\$51,500
8	\$57,300
9 or more	Add \$ 5,800 to \$57,300 for each additional person

Presenting Problem/Diagnosis

Categories for this variable are based on the DSM-IV primary diagnosis or primary presenting problem. If the admitting agency has clinicians qualified to make a diagnosis, the diagnosis is used, otherwise, a presenting problem is used to define a client's category.

Categories	Codes
Developmental Disorders	
DSM-IV Codes:	302.5-302.69, 302.85, 307-307.39, 307.5-307.99, 309.21, 312-312.29, 312.9-313.21, 313.81-313.89, 314-314.99, 315-319.99, 299-299.99
Presenting Problems:	210, 240
Non Alcohol/Drug Related Organic	
DSM-IV Codes:	290-290.99, 293-293.83, 294-294.80, 310-310.10
Alcohol Abuse	
DSM-IV Codes:	291-291.99, 293.9, 303-303.99, 305-305.02
Presenting Problems:	741, 710, 711
Other Substance Abuse	
DSM-IV Codes:	305.1-305.99, 292-292.99, 304-304.99
Presenting Problems:	742, 743, 744, 720-731
Schizophrenia	
DSM-IV Codes:	295 (excluding 295.4, 295.7)
Other Psychotic	
DSM-IV Codes:	297-298.9, 295.40, 294.9, 295.70
Presenting Problems:	510-530, 650
Mood Disorders	
DSM-IV Codes:	296-296.99 301.13, 300.4-300.49, 293.89, 311-311.99
Presenting Problems:	500-503

Categories	Codes
Other Non-Psychotic	
DSM-IV Codes:	300-300.39, 300.6-300.99, 302-302.49, 302.7-302.84, 302.89-302.99, 307-4-307.49, 307.8, 312.8, 308.3-309.19, 309.23-309.99, 312.3, 316-316.99, 780.50
Personality Disorders	
DSM-IV Codes:	301-301.9
Social Conditions	
DSM-IV Codes:	V40.00-V40.60, V61-V71.02, 955.5-995.81
Presenting Problems:	740, 450, 620-632, 311-420
Deferred/No Diagnosis	
DSM-IV Codes:	799.9-799.90, V71.09
Presenting Problems:	110, 130

Race

Clients who selected more than one category from the choices below, indicating their race, are grouped in the Two or More Races category. The Unknown category was utilized to group Clients who made no selection from the choices below indicating their race.

The following groupings are used for reporting race:

- White
- Black
- Native American
- Hispanic
- Asian
- Two or More Races
- Unknown

Units of Service: Day and Hourly

The time provider agency staff spend delivering services to or for service recipients is reported in days, parts of days or minutes (summed to hours). Following is a list of codes and descriptions for services funded by DMHSAS in FY01.

Services	Category	Code	Description
Day	Crisis Stabilization	002E	Crisis Stabilization
	Detoxification	002B	Detoxification
		001B	Medical Detoxification
		002C	Non-medical Detoxification (social)
		002K	Non-medical Detoxification
	Housing	003M	Dependent Children Of Substance Abuse in Halfway House
		003N	Dependent Children Of Substance Abuse In Residential Treatment
		003G	Domestic Violence Residential Shelter For Primary Victims
		003H	Domestic Violence Residential Shelter For Dependents
		003P	Enhanced Residential Care
		004E	Family Self Sufficiency Program
		003B	Halfway House
		003A	Halfway House Services for Pregnant and Postpartum Women
		003S	Halfway House Services for Women with Dependent Children
		003T	Halfway House Service for Dually Diagnosed
		003Y	Halfway House Services for Adolescents
		003C	Independent Living Training Program
		003V	Permanent Congregate Housing with Onsite Support
		003Z	Permanent Congregate House
		003K	Residential Care
		003Q	Safe Haven
		003I	Short-term Emergency Shelter
		003F	Sponsored Family Program
		003J	Sponsored Housing Program
		003E	Supervised Housing
	003R	Transitional Living	
	Inpatient	001D	Acute Inpatient
		001C	Acute Medical Care
		001A	Intermediate Inpatient
	Residential Treatment	002Q	Enhanced Residential Treatment - Mental Health
		002N	Intensive Residential Substance Abuse Treatment
		002R	Intensive Residential Treatment
		002P	Intensive Residential Treatment - Mental Health
		002A	Residential Treatment (Substance Abuse & Mental Health)
		002G	Residential Treatment for Adolescents

Services	Category	Code	Description
		002H	Residential Treatment for Women with Dependent Children
		002J	Residential Treatment Dually Diagnosed
		002S	Residential Treatment
		002M	Services to Dependent Children of Substance Abuse Clients in Residential Treatment
Hourly			
	Evaluation/Assessment		
		106	Clinical Testing
		100	Competency Evaluation
		102	Court Related Evaluation
		104	DUI Assessment
		110	Evaluation and Assessment
		101	Evaluation/assessment
		107	Group Assessment
		138	Institution Based SA Screening
		105	Referral
		300	Treatment Plan Review
		400	Treatment Planning
	Counseling		
		132	Family/marital
		137	Family/Marital Counseling (Mental Health Professional)
		131	Group Counseling
		136	Group Counseling (Mental Health Professional)
		135	Individual Counseling (Mental Health Professional)
		130	Individual Counseling
		241	Peer Counseling
		249	Staff Time Providing Support Group Service (Project Heartland)
	Crisis Intervention		
		133	Crisis Intervention Counseling
		134	Crisis Intervention Telephone
		120	Emergency/Crisis (face/face)
		121	Emergency/Crisis (telephone)
		123	Mobile Crisis Service
	Case Management		
		212	Case Management
		225	Case Management
		226	Case Management
		204	Client Advocacy
		213	Intensive Case Management
	Physician/Lab Services		
		305	Medical Review
		308	Medication Delivery
		304	Pharmacological Management
	Other Day Services		
		004C	Day School/6 Hours

Services	Category	Code	Description
		434	Intensive Outpatient Services - Group
		433	Intensive Outpatient Services - Individual
	Other Outpatient Services	500	Consultation
		109	Court Related Services
		210	Disaster Support Service
		590	Divorce Visitation Arbitration
		501	Education
		190	Gate-keeping
		207	Home-based Care
		565	Institution-based Substance Abuse Treatment
		570	Job Retention Support
		252	PACT Timeline Development
		506	Sexual Assault Nurse Examiner (SANE) Training
		504	System Support
		503	Training
		505	Treatment Team Meeting
	Outreach	551	Community Outreach
		553	Community Outreach to Children
		552	Intensive Outreach to Children
		550	Outreach
		561	Prevention Type Activities
		560	Substance Abuse Early Intervention
	Rehabilitation	203	Client Education
		242	Consumer Drop-in Center
		430	Day Treatment Hourly
		217	Group Rehabilitative Treatment
		216	Individual Rehab Treatment
		431	Psycho-social Hourly
		205	Resource Skills Development
		251	Resource Skills Development by Peers
		224	Substance Abuse Dx\Prob-Related Education (Family)
		219	Substance Abuse Dx\Prob-Related Education (Group)
		218	Substance Abuse Dx\Prob-Related Education (Individual)
		211	Substance Abuse Dx\Prob-Related Education
		202	Socialization
	Vocational	243	Employment Training
		245	Pre-vocational
		244	Vocational Training

Various Categories:

In response to many special report requests in past years, the special reports table was generated to address the majority of those requests.

Description of Sections and Tables

The Data Book consists of two sections. The first section displays Counts of Admitted Clients Served by Funding Source for Sex, Age, Race, Presenting Problem/Diagnosis, County of Residence, and Other Indicators. The second section presents Counts of Day and Hourly Units of Service by Funding Source for Admitted Clients and Contacts. Each section contains six tables presenting data for 1) Statewide Total, 2) Agency, 3) Agency Type, 4) Count of Residence, 5) Planning Area, and 6) Various Categories.

Section One: Admitted Clients Served by Funding Source

Admitted Clients Served are clients who have an admission transaction in the ICIS before or during the report year and had received a service during the report year. For this section, they are counted only once in the total for each level of aggregation or category in which they appear. This is called an unduplicated count. For example, a client may receive services at one hospital and then receive services at another hospital in the same year. This client would be counted twice (once at each hospital) in the agency report, but only once in the agency type and statewide tables. Because information such as age and sex should remain constant (except for data entry errors), counts for categories of these variables will sum to the total clients served on each table. Variables that might change from admission at one facility to admission at another or over time, (e.g., legal status, diagnosis, and target population) can be counted in more than one category and should not be summed.

This section shows only clients who were admitted for services and excludes contacts. It enumerates admitted clients, but further limits the counts to specific subgroups of the client population. Each individual counted has received a service at some time during the year regardless of the year he/she was admitted. Clients are grouped by frequently referenced demographics: Sex, Age, Race, Presenting Problem/Diagnosis, County of Residence, and Other Indicators. A client may be in more than one of these groups, or a client's group may change during the year. As a result, the sum of target populations exceeds the total number served. However, for any given population, the age, race, and sex, which do not change (age is calculated as of a single point in time), are unduplicated counts and should equal the total.

Section Two: Units of Service by Funding Source

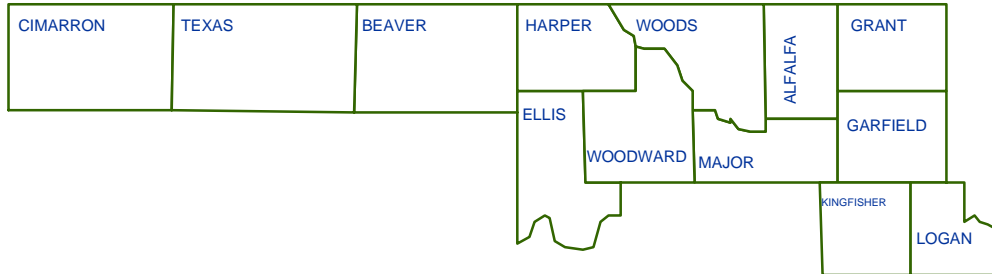
This section helps to quantify the Department's impact on the community by reporting the total number of individuals identified as receiving a service during the fiscal year. It also presents Summaries for all types of services funded through the ODMHSAS.

Individuals are counted as contacts when they call or visit an agency, but are not admitted. In general, a person can be reported as a contact twice at the same agency within a twelve-month period, but services are not given a third time without an admission. A client can also seek services at another agency and be counted as a contact there. In the Data Book report, an agency's contact counts exclude individuals who are subsequently admitted there. Additionally, two types of contacts are excluded from counts: Emergency Contacts and Group Contacts. In these cases, individuals are not identified and their addition would likely produce duplicated counts. However, the services to those individuals are reported.

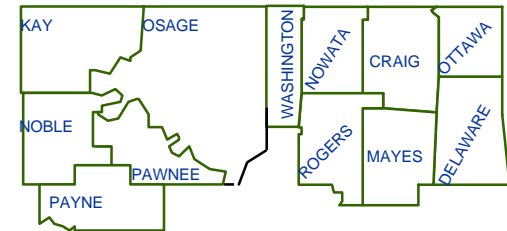
OKLAHOMA DEPARTMENT OF MENTAL HEALTH
AND SUBSTANCE ABUSE SERVICES

Planning Areas

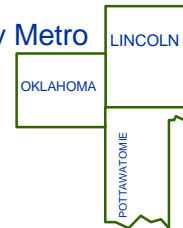
Northwest



Northeast



Oklahoma City Metro



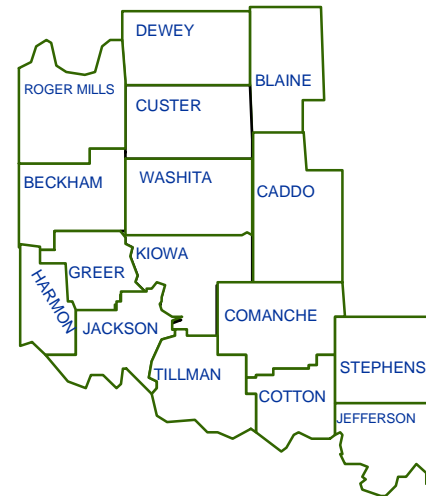
Tulsa Metro



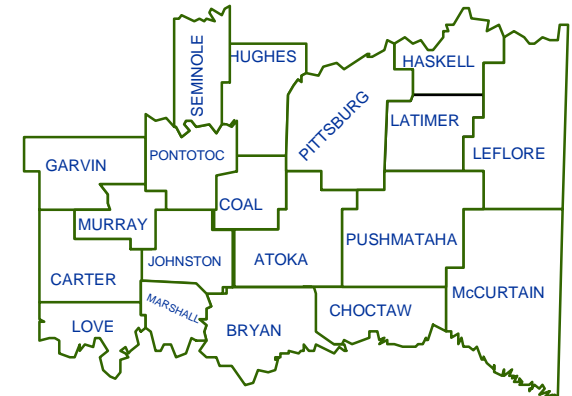
East Central



Central



Southwest



Southeast