

data

BOOK FOR FISCAL YEAR 2002

Section One:
Admitted Clients Served by Funding
Source

Table 2. Counts of Admitted Clients
Served for each Agency

DATA BOOK FOR FISCAL YEAR 2002

Published by

Oklahoma Department of Mental Health and Substance Abuse
Services

Prepared by

Ali Akour, Ph.D.

Data Analyst, Evaluation and Data Analysis Section
Decision Support Services

2002

Terry Cline, Ph.D., Commissioner
Steve Davis, Ph.D., Director of Decision Support Services
Mark Reynolds, Ed. D., Evaluation & Data Analysis Data Projects Manager

Public Domain Notice

The Data Book for Fiscal Year 2002 is in the public domain and may be reproduced or copied without permission from the Oklahoma Department of Mental Health and Substance Abuse Services. However, this publication may not be reproduced or distributed for a fee without the specific, written authorization of Oklahoma Department of Mental Health and Substance Abuse Services. Citation of the source is appreciated.

Electronic Access to Publication

This publication is available on the World Wide Web at:
<http://www.odmhsas.org/databooks.htm>

How to Contact Us

**Oklahoma Department of Mental Health and Substance Abuse Services
Evaluation and Data Analysis Section**

P.O. Box 53277
Oklahoma City, OK 73152-3277
(405) 522-3813

Contents

Introduction

Section One: Admitted Clients Served by Funding Source

- Table 1. Counts of Admitted Clients Served for **Statewide Total**
- Table 2. Counts of Admitted Clients Served for each **Agency**
- Table 3. Counts of Admitted Clients Served for each **Agency Type**
- Table 4. Counts of Admitted Clients Served for each **County of Residence**
- Table 5. Counts of Admitted Clients Served for each **Planning Area**
- Table 6. Counts of Admitted Clients Served for **Various Categories**

Section Two: Units of Service by Funding Source

- Table 7. Counts of Day and Hourly Services Provided for **Statewide Total**
- Table 8. Counts of Day and Hourly Services Provided for each **Agency**
- Table 9. Counts of Day and Hourly Services Provided for each **Agency Type**
- Table 10. Counts of Day and Hourly Services Provided for each **County of Residence**
- Table 11. Counts of Day and Hourly Services Provided for each **Planning Area**
- Table 12. Counts of Day and Hourly Services Provided for **Various Categories**

Appendix

Definitions of Terms and Categorization Variables

Descriptions of Sections and Tables

Map of Planning Areas

DATA BOOK FOR FISCAL YEAR 2002

Introduction

Prior to Fiscal Year 1999, any client seen at an Oklahoma Department of Mental Health and Substance Abuse Services (ODMHSAS) contracted facility was reported, regardless of who paid for the service. Starting with Fiscal Year 1999, only clients funded in full or in part by ODMHSAS were reported. Therefore, previous years' reported client counts will be larger than in following years.

During the Fiscal Year 2002, the State of Oklahoma expenditures on community mental health services, inpatient facilities, substance abuse services, domestic violence/sexual assault services, and departmental management amounted to approximately \$192 million dollars. An unduplicated total of approximately 88,941 recipients were served system-wide in FY 2002. The unduplicated total of 88,941 recipients consists of 60,556 recipients that were admitted and served and 28,385 recipients that were contacts. The Data Book report is generated to provide basic information about these recipients and services they received for policy makers, interest groups, and others working to improve the quality of life for those in need.

The Data Book report is produced by the Evaluation and Data Analysis Section of the Decision Support Services Division at the Oklahoma Department of Mental Health and Substance Abuse Services (ODMHSAS). The report summarizes demographic information and services for clients served in agencies operated by or funded through ODMHSAS. To create the Data Book report, data are extracted from the ODMHSAS Integrated Client Information System (ICIS). ICIS contains demographic and service information about service recipients and agencies.

To meet the specific needs of a variety of entities, the Data Book report consists of two separate sections: Admitted Clients Served by Funding Source; Units of Service by Funding Source. The sections are then divided into tables and each table presents a different view of the data. Definitions of terms and a Map of Planning Areas are also provided.

Oklahoma Department of Mental Health and Substance Abuse Services

Counts of Admitted Clients Served by Funding Source for Each Agency During FY2002

A BETTER CHANCE

	Total	Funding Source					
		Mental Health	Substance Abuse	Domestic Violence	Residential Care	Medicaid	Other
Total							
Unduplicated Count	433	0	433	0	0	0	0
Sex							
Female	273	0	273	0	0	0	0
Male	160	0	160	0	0	0	0
Age							
0-04	204	0	204	0	0	0	0
05-17	59	0	59	0	0	0	0
18-20	2	0	2	0	0	0	0
21-24	15	0	15	0	0	0	0
25-34	37	0	37	0	0	0	0
35-44	58	0	58	0	0	0	0
45-54	43	0	43	0	0	0	0
55-64	9	0	9	0	0	0	0
65-74	6	0	6	0	0	0	0
Race							
White	291	0	291	0	0	0	0
Black	79	0	79	0	0	0	0
Native American	13	0	13	0	0	0	0
Hispanic	12	0	12	0	0	0	0
Two or More Races	38	0	38	0	0	0	0
Presenting Problem/Diagnosis							
Social Conditions	433	0	433	0	0	0	0
County of Residence							
Alfalfa	2	0	2	0	0	0	0
Atoka	2	0	2	0	0	0	0
Blaine	2	0	2	0	0	0	0
Bryan	2	0	2	0	0	0	0
Caddo	7	0	7	0	0	0	0
Canadian	21	0	21	0	0	0	0
Carter	2	0	2	0	0	0	0
Cleveland	15	0	15	0	0	0	0
Cotton	1	0	1	0	0	0	0
Craig	2	0	2	0	0	0	0
Creek	1	0	1	0	0	0	0
Custer	4	0	4	0	0	0	0
Dewey	3	0	3	0	0	0	0
Ellis	1	0	1	0	0	0	0
Garfield	2	0	2	0	0	0	0
Garvin	4	0	4	0	0	0	0
Grady	6	0	6	0	0	0	0
Greer	1	0	1	0	0	0	0
Kay	5	0	5	0	0	0	0
Kingfisher	7	0	7	0	0	0	0
Lincoln	7	0	7	0	0	0	0
Logan	17	0	17	0	0	0	0
Muskogee	3	0	3	0	0	0	0
Oklahoma	257	0	257	0	0	0	0
Payne	2	0	2	0	0	0	0
Pittsburgh	2	0	2	0	0	0	0

Notes: Information in this table is based on data reported to DMHSAS as of 07/01/2002. The same client may be counted in more than one category, e.g., clients can receive services under more than one contract source, in more than one "County of Residence," or may have multiple "Other Indicators." Please see Definition page for other considerations.

Oklahoma Department of Mental Health and Substance Abuse Services

Counts of Admitted Clients Served by Funding Source for Each Agency During FY2002

A BETTER CHANCE

	Total	Funding Source					
		Mental Health	Substance Abuse	Domestic Violence	Residential Care	Medicaid	Other
Pontotoc	3	0	3	0	0	0	0
Pottawatomie	23	0	23	0	0	0	0
Pushmataha	2	0	2	0	0	0	0
Rogers	6	0	6	0	0	0	0
Seminole	12	0	12	0	0	0	0
Tillman	3	0	3	0	0	0	0
Woods	6	0	6	0	0	0	0
Other Indicators							
Custody of DHS	153	0	153	0	0	0	0
Custody of DOC	2	0	2	0	0	0	0
Indigent	432	0	432	0	0	0	0
SMI (If ever)	7	0	7	0	0	0	0

Notes: Information in this table is based on data reported to DMHSAS as of 07/01/2002. The same client may be counted in more than one category, e.g., clients can receive services under more than one contract source, in more than one "County of Residence," or may have multiple "Other Indicators." Please see Definition page for other considerations.

Oklahoma Department of Mental Health and Substance Abuse Services

Counts of Admitted Clients Served by Funding Source for Each Agency During FY2002

ACMI HOUSE INC

		Funding Source						
		Total	Mental Health	Substance Abuse	Domestic Violence	Residential Care	Medicaid Other	
Total	Unduplicated Count	283	0	0	283	0	0	0
Sex	Female	185	0	0	185	0	0	0
	Male	98	0	0	98	0	0	0
Age	0-04	41	0	0	41	0	0	0
	05-17	65	0	0	65	0	0	0
	18-20	19	0	0	19	0	0	0
	21-24	29	0	0	29	0	0	0
	25-34	64	0	0	64	0	0	0
	35-44	45	0	0	45	0	0	0
	45-54	15	0	0	15	0	0	0
	55-64	5	0	0	5	0	0	0
Race	White	165	0	0	165	0	0	0
	Black	36	0	0	36	0	0	0
	Native American	17	0	0	17	0	0	0
	Hispanic	64	0	0	64	0	0	0
	Asian	1	0	0	1	0	0	0
Presenting Problem/Diagnosis	Social Conditions	283	0	0	283	0	0	0
County of Residence	Beckham	4	0	0	4	0	0	0
	Comanche	2	0	0	2	0	0	0
	Greer	14	0	0	14	0	0	0
	Harmon	19	0	0	19	0	0	0
	Hughes	1	0	0	1	0	0	0
	Jackson	158	0	0	158	0	0	0
	Kiowa	23	0	0	23	0	0	0
	Oklahoma	1	0	0	1	0	0	0
	Pontotoc	4	0	0	4	0	0	0
	Stephens	1	0	0	1	0	0	0
	Tillman	43	0	0	43	0	0	0
	Wagoner	1	0	0	1	0	0	0
	Out of State/Unknown	12	0	0	12	0	0	0
Other Indicators	Indigent	276	0	0	276	0	0	0
	SMI (If ever)	18	0	0	18	0	0	0

Notes: Information in this table is based on data reported to DMHSAS as of 07/01/2002. The same client may be counted in more than one category, e.g., clients can receive services under more than one contract source, in more than one "County of Residence," or may have multiple "Other Indicators." Please see Definition page for other considerations.

Oklahoma Department of Mental Health and Substance Abuse Services

Counts of Admitted Clients Served by Funding Source for Each Agency During FY2002

ACTION ASSOCIATES, INC.

	Total	Funding Source					
		Mental Health	Substance Abuse	Domestic Violence	Residential Care	Medicaid	Other
Total							
Unduplicated Count	413	0	0	413	0	0	1
Sex							
Female	279	0	0	279	0	0	0
Male	134	0	0	134	0	0	1
Age							
0-04	56	0	0	56	0	0	1
05-17	77	0	0	77	0	0	0
18-20	32	0	0	32	0	0	0
21-24	35	0	0	35	0	0	0
25-34	99	0	0	99	0	0	0
35-44	82	0	0	82	0	0	0
45-54	27	0	0	27	0	0	0
55-64	3	0	0	3	0	0	0
65-74	2	0	0	2	0	0	0
Race							
White	314	0	0	314	0	0	0
Black	9	0	0	9	0	0	0
Native American	16	0	0	16	0	0	0
Hispanic	24	0	0	24	0	0	0
Asian	1	0	0	1	0	0	0
Two or More Races	49	0	0	49	0	0	1
Presenting Problem/Diagnosis							
Developmental Disorder	5	0	0	5	0	0	0
Mood Disorder	20	0	0	20	0	0	0
Social Conditions	377	0	0	377	0	0	1
Substance Related	1	0	0	1	0	0	0
Deferred/No Diagnosis	10	0	0	10	0	0	0
County of Residence							
Beckham	136	0	0	136	0	0	0
Blaine	4	0	0	4	0	0	0
Caddo	10	0	0	10	0	0	0
Canadian	2	0	0	2	0	0	0
Comanche	1	0	0	1	0	0	0
Creek	1	0	0	1	0	0	0
Custer	149	0	0	149	0	0	1
Dewey	4	0	0	4	0	0	0
Ellis	1	0	0	1	0	0	0
Greer	4	0	0	4	0	0	0
Murray	2	0	0	2	0	0	0
Oklahoma	1	0	0	1	0	0	0
Roger Mills	22	0	0	22	0	0	0
Washita	57	0	0	57	0	0	0
Out of State/Unknown	19	0	0	19	0	0	0
Other Indicators							
Any Alcohol/Drug Problem	52	0	0	52	0	0	0
Deaf and Hard Hearing	1	0	0	1	0	0	0
Homeless	114	0	0	114	0	0	1
Indigent	367	0	0	367	0	0	1
SMI (If ever)	32	0	0	32	0	0	0

Notes: Information in this table is based on data reported to DMHSAS as of 07/01/2002. The same client may be counted in more than one category, e.g., clients can receive services under more than one contract source, in more than one "County of Residence," or may have multiple "Other Indicators." Please see Definition page for other considerations.

Oklahoma Department of Mental Health and Substance Abuse Services

Counts of Admitted Clients Served by Funding Source for Each Agency During FY2002

ADA AREA CHEMICAL DEP. CTR

	Total	Funding Source					
		Mental Health	Substance Abuse	Domestic Violence	Residential Care	Medicaid	Other
Total							
Unduplicated Count	98	0	98	0	0	0	0
Sex							
Female	51	0	51	0	0	0	0
Male	47	0	47	0	0	0	0
Age							
05-17	15	0	15	0	0	0	0
18-20	12	0	12	0	0	0	0
21-24	13	0	13	0	0	0	0
25-34	32	0	32	0	0	0	0
35-44	13	0	13	0	0	0	0
45-54	13	0	13	0	0	0	0
Race							
White	64	0	64	0	0	0	0
Black	4	0	4	0	0	0	0
Native American	14	0	14	0	0	0	0
Hispanic	6	0	6	0	0	0	0
Two or More Races	10	0	10	0	0	0	0
Presenting Problem/Diagnosis							
Alcohol Abuse	21	0	21	0	0	0	0
Social Conditions	10	0	10	0	0	0	0
Substance Related	67	0	67	0	0	0	0
County of Residence							
Coal	2	0	2	0	0	0	0
Garvin	2	0	2	0	0	0	0
Johnston	1	0	1	0	0	0	0
Murray	3	0	3	0	0	0	0
Pontotoc	86	0	86	0	0	0	0
Pottawatomie	1	0	1	0	0	0	0
Pushmataha	1	0	1	0	0	0	0
Seminole	2	0	2	0	0	0	0
Other Indicators							
Any Alcohol/Drug Problem	88	0	88	0	0	0	0
Custody of DHS	2	0	2	0	0	0	0
Custody of OJA	2	0	2	0	0	0	0
Homeless	1	0	1	0	0	0	0
Indigent	98	0	98	0	0	0	0
SMI (If ever)	23	0	23	0	0	0	0

Notes: Information in this table is based on data reported to DMHSAS as of 07/01/2002. The same client may be counted in more than one category, e.g., clients can receive services under more than one contract source, in more than one "County of Residence," or may have multiple "Other Indicators." Please see Definition page for other considerations.

Oklahoma Department of Mental Health and Substance Abuse Services

Counts of Admitted Clients Served by Funding Source for Each Agency During FY2002

ADA RESIDENTIAL CARE

	Total	Funding Source					
		Mental Health	Substance Abuse	Domestic Violence	Residential Care	Medicaid	Other
Total							
Unduplicated Count	42	0	0	0	42	0	0
Sex							
Female	12	0	0	0	12	0	0
Male	30	0	0	0	30	0	0
Age							
21-24	6	0	0	0	6	0	0
25-34	4	0	0	0	4	0	0
35-44	12	0	0	0	12	0	0
45-54	8	0	0	0	8	0	0
55-64	11	0	0	0	11	0	0
65-74	1	0	0	0	1	0	0
Race							
White	32	0	0	0	32	0	0
Black	2	0	0	0	2	0	0
Native American	5	0	0	0	5	0	0
Hispanic	1	0	0	0	1	0	0
Asian	1	0	0	0	1	0	0
Two or More Races	1	0	0	0	1	0	0
Presenting Problem/Diagnosis							
Mood Disorder	21	0	0	0	21	0	0
Other Psychotic	20	0	0	0	20	0	0
Unknown/Other	1	0	0	0	1	0	0
County of Residence							
Cleveland	3	0	0	0	3	0	0
Muskogee	7	0	0	0	7	0	0
Osage	1	0	0	0	1	0	0
Pontotoc	31	0	0	0	31	0	0
Other Indicators							
Homeless	1	0	0	0	1	0	0
Indigent	41	0	0	0	41	0	0
SMI (If ever)	42	0	0	0	42	0	0

Notes: Information in this table is based on data reported to DMHSAS as of 07/01/2002. The same client may be counted in more than one category, e.g., clients can receive services under more than one contract source, in more than one "County of Residence," or may have multiple "Other Indicators." Please see Definition page for other considerations.

Oklahoma Department of Mental Health and Substance Abuse Services

Counts of Admitted Clients Served by Funding Source for Each Agency During FY2002

ALPHA II, INC.

	Total	Funding Source					
		Mental Health	Substance Abuse	Domestic Violence	Residential Care	Medicaid	Other
Total							
Unduplicated Count	112	0	112	0	0	0	0
Sex							
Female	1	0	1	0	0	0	0
Male	111	0	111	0	0	0	0
Age							
18-20	6	0	6	0	0	0	0
21-24	16	0	16	0	0	0	0
25-34	29	0	29	0	0	0	0
35-44	32	0	32	0	0	0	0
45-54	21	0	21	0	0	0	0
55-64	8	0	8	0	0	0	0
Race							
White	72	0	72	0	0	0	0
Black	12	0	12	0	0	0	0
Native American	27	0	27	0	0	0	0
Hispanic	1	0	1	0	0	0	0
Presenting Problem/Diagnosis							
Alcohol Abuse	60	0	60	0	0	0	0
Substance Related	52	0	52	0	0	0	0
County of Residence							
Beckham	1	0	1	0	0	0	0
Cherokee	3	0	3	0	0	0	0
Cleveland	3	0	3	0	0	0	0
Creek	1	0	1	0	0	0	0
Dewey	1	0	1	0	0	0	0
Garfield	5	0	5	0	0	0	0
Greer	1	0	1	0	0	0	0
Hughes	2	0	2	0	0	0	0
Johnston	1	0	1	0	0	0	0
Kay	30	0	30	0	0	0	0
McClain	1	0	1	0	0	0	0
Muskogee	1	0	1	0	0	0	0
Noble	1	0	1	0	0	0	0
Nowata	1	0	1	0	0	0	0
Okfuskee	4	0	4	0	0	0	0
Oklahoma	3	0	3	0	0	0	0
Okmulgee	1	0	1	0	0	0	0
Osage	6	0	6	0	0	0	0
Pawnee	7	0	7	0	0	0	0
Payne	11	0	11	0	0	0	0
Pittsburgh	2	0	2	0	0	0	0
Pottawatomie	1	0	1	0	0	0	0
Seminole	1	0	1	0	0	0	0
Sequoyah	1	0	1	0	0	0	0
Stephens	2	0	2	0	0	0	0
Tulsa	9	0	9	0	0	0	0
Wagoner	3	0	3	0	0	0	0
Washington	8	0	8	0	0	0	0
Woodward	1	0	1	0	0	0	0

Notes: Information in this table is based on data reported to DMHSAS as of 07/01/2002. The same client may be counted in more than one category, e.g., clients can receive services under more than one contract source, in more than one "County of Residence," or may have multiple "Other Indicators." Please see Definition page for other considerations.

Oklahoma Department of Mental Health and Substance Abuse Services

Counts of Admitted Clients Served by Funding Source for Each Agency During FY2002

ALPHA II, INC.

	Total	Funding Source					
		Mental Health	Substance Abuse	Domestic Violence	Residential Care	Medicaid	Other
Other Indicators							
Any Alcohol/Drug Problem	112	0	112	0	0	0	0
Homeless	11	0	11	0	0	0	0
Indigent	112	0	112	0	0	0	0
SMI (If ever)	19	0	19	0	0	0	0

Notes: Information in this table is based on data reported to DMHSAS as of 07/01/2002. The same client may be counted in more than one category, e.g., clients can receive services under more than one contract source, in more than one "County of Residence," or may have multiple "Other Indicators." Please see Definition page for other considerations.

Oklahoma Department of Mental Health and Substance Abuse Services

Counts of Admitted Clients Served by Funding Source for Each Agency During FY2002

ASSOCIATED CENTERS FOR THERAPY, INC.

	Total	Funding Source					
		Mental Health	Substance Abuse	Domestic Violence	Residential Care	Medicaid	Other
Total							
Unduplicated Count	1,312	1,295	0	0	0	153	0
Sex							
Female	742	733	0	0	0	89	0
Male	570	562	0	0	0	64	0
Age							
0-04	3	3	0	0	0	0	0
05-17	112	112	0	0	0	9	0
18-20	72	71	0	0	0	3	0
21-24	132	131	0	0	0	12	0
25-34	294	291	0	0	0	19	0
35-44	348	344	0	0	0	47	0
45-54	249	246	0	0	0	41	0
55-64	85	82	0	0	0	12	0
65-74	15	14	0	0	0	8	0
75-84	2	1	0	0	0	2	0
Race							
White	1,056	1,043	0	0	0	123	0
Black	104	102	0	0	0	15	0
Native American	53	52	0	0	0	10	0
Hispanic	28	28	0	0	0	1	0
Asian	16	15	0	0	0	3	0
Two or More Races	55	55	0	0	0	1	0
Presenting Problem/Diagnosis							
Alcohol Abuse	20	20	0	0	0	0	0
Developmental Disorder	86	86	0	0	0	7	0
Mood Disorder	805	798	0	0	0	77	0
Non Alcohol/Drug Related Organic	7	7	0	0	0	1	0
Other Non-Psychotic	167	166	0	0	0	12	0
Other Psychotic	99	95	0	0	0	27	0
Personality Disorder	14	13	0	0	0	2	0
Schizophrenia	86	83	0	0	0	25	0
Social Conditions	3	3	0	0	0	0	0
Substance Related	25	24	0	0	0	2	0
County of Residence							
Creek	7	7	0	0	0	0	0
Haskell	2	2	0	0	0	2	0
Muskogee	1	1	0	0	0	1	0
Okmulgee	2	2	0	0	0	0	0
Osage	2	2	0	0	0	0	0
Pawnee	2	2	0	0	0	0	0
Rogers	2	2	0	0	0	0	0
Tulsa	1,288	1,271	0	0	0	148	0
Wagoner	6	6	0	0	0	2	0
Other Indicators							
Any Alcohol/Drug Problem	559	552	0	0	0	52	0
Custody of DHS	16	16	0	0	0	1	0
Custody of DOC	7	7	0	0	0	1	0
Custody of OJA	2	2	0	0	0	0	0
Deaf and Hard Hearing	3	3	0	0	0	1	0

Notes: Information in this table is based on data reported to DMHSAS as of 07/01/2002. The same client may be counted in more than one category, e.g., clients can receive services under more than one contract source, in more than one "County of Residence," or may have multiple "Other Indicators." Please see Definition page for other considerations.

Oklahoma Department of Mental Health and Substance Abuse Services

Counts of Admitted Clients Served by Funding Source for Each Agency During FY2002

ASSOCIATED CENTERS FOR THERAPY, INC.

	Funding Source						
	Total	Mental Health	Substance Abuse	Domestic Violence	Residential Care	Medicaid	Other
Dual Diagnosis	222	217	0	0	0	29	0
Homeless	7	7	0	0	0	0	0
Indigent	1,309	1,292	0	0	0	152	0
SED (6-17)	71	71	0	0	0	8	0
SMI (If ever)	1,174	1,157	0	0	0	142	0

Notes: Information in this table is based on data reported to DMHSAS as of 07/01/2002. The same client may be counted in more than one category, e.g., clients can receive services under more than one contract source, in more than one "County of Residence," or may have multiple "Other Indicators." Please see Definition page for other considerations.

Oklahoma Department of Mental Health and Substance Abuse Services

Counts of Admitted Clients Served by Funding Source for Each Agency During FY2002

BILL WILLIS MENTAL HEALTH

	Total	Funding Source					
		Mental Health	Substance Abuse	Domestic Violence	Residential Care	Medicaid	Other
Total							
Unduplicated Count	2,153	1,224	726	0	0	521	862
Sex							
Female	1,116	697	295	0	0	328	421
Male	1,037	527	431	0	0	193	441
Age							
0-04	11	4	2	0	0	4	7
05-17	249	104	23	0	0	47	174
18-20	106	54	44	0	0	8	39
21-24	187	95	92	0	0	32	42
25-34	486	261	251	0	0	87	128
35-44	564	339	222	0	0	140	189
45-54	352	231	72	0	0	134	160
55-64	148	103	19	0	0	54	78
65-74	40	28	1	0	0	12	37
75-84	10	5	0	0	0	3	8
Race							
White	1,579	963	466	0	0	406	638
Black	88	45	36	0	0	33	34
Native American	404	177	197	0	0	69	158
Hispanic	17	9	9	0	0	3	5
Asian	9	8	2	0	0	2	5
Two or More Races	55	21	16	0	0	8	22
Unknown	1	1	0	0	0	0	0
Presenting Problem/Diagnosis							
Alcohol Abuse	147	45	119	0	0	6	50
Developmental Disorder	106	36	10	0	0	24	79
Mood Disorder	812	597	88	0	0	239	338
Non Alcohol/Drug Related Organic	8	6	0	0	0	4	4
Other Non-Psychotic	258	171	37	0	0	61	115
Other Psychotic	147	109	15	0	0	69	67
Personality Disorder	15	9	2	0	0	5	6
Schizophrenia	135	90	12	0	0	70	72
Social Conditions	20	11	3	0	0	3	9
Substance Related	505	150	440	0	0	40	122
County of Residence							
Adair	441	217	146	0	0	75	192
Canadian	1	0	1	0	0	0	0
Cherokee	527	288	160	0	0	115	236
Cleveland	3	0	3	0	0	0	0
Comanche	1	1	0	0	0	0	0
Craig	1	0	1	0	0	0	0
Creek	5	4	2	0	0	0	1
Delaware	13	4	7	0	0	2	1
Haskell	2	0	2	0	0	0	0
Kay	1	1	0	0	0	0	0
Latimer	1	0	0	0	0	0	1
LeFlore	3	1	2	0	0	0	1
Love	1	0	1	0	0	0	0
Mayes	19	9	8	0	0	1	7

Notes: Information in this table is based on data reported to DMHSAS as of 07/01/2002. The same client may be counted in more than one category, e.g., clients can receive services under more than one contract source, in more than one "County of Residence," or may have multiple "Other Indicators." Please see Definition page for other considerations.

Oklahoma Department of Mental Health and Substance Abuse Services

Counts of Admitted Clients Served by Funding Source for Each Agency During FY2002

BILL WILLIS MENTAL HEALTH

	Funding Source						
	Total	Mental Health	Substance Abuse	Domestic Violence	Residential Care	Medicaid	Other
McIntosh	6	1	5	0	0	0	1
Murray	1	0	1	0	0	0	0
Muskogee	149	11	130	0	0	7	39
Oklahoma	2	0	2	0	0	0	0
Okmulgee	2	1	2	0	0	0	0
Ottawa	2	0	2	0	0	0	1
Pawnee	1	0	0	0	0	0	1
Payne	1	1	0	0	0	0	0
Pottawatomie	1	0	1	0	0	0	0
Rogers	2	1	2	0	0	0	0
Sequoyah	475	370	77	0	0	158	198
Tulsa	25	17	15	0	0	1	8
Wagoner	441	281	152	0	0	155	161
Out of State/Unknown	26	16	4	0	0	7	14
Other Indicators							
Any Alcohol/Drug Problem	828	331	633	0	0	88	236
Custody of DHS	54	14	4	0	0	10	45
Custody of DOC	153	16	137	0	0	4	45
Custody of OJA	1	0	0	0	0	0	1
Deaf and Hard Hearing	8	6	2	0	0	2	2
Dual Diagnosis	91	71	44	0	0	23	35
Homeless	18	9	12	0	0	3	4
Indigent	2,111	1,219	722	0	0	513	828
SED (6-17)	162	60	6	0	0	26	123
SMI (If ever)	1,205	877	230	0	0	414	502

Notes: Information in this table is based on data reported to DMHSAS as of 07/01/2002. The same client may be counted in more than one category, e.g., clients can receive services under more than one contract source, in more than one "County of Residence," or may have multiple "Other Indicators." Please see Definition page for other considerations.

Oklahoma Department of Mental Health and Substance Abuse Services

Counts of Admitted Clients Served by Funding Source for Each Agency During FY2002

BOLEY RESIDENTIAL CARE HOME

	Total	Funding Source					
		Mental Health	Substance Abuse	Domestic Violence	Residential Care	Medicaid	Other
Total							
Unduplicated Count	42	0	0	0	42	0	0
Sex							
Female	18	0	0	0	18	0	0
Male	24	0	0	0	24	0	0
Age							
25-34	6	0	0	0	6	0	0
35-44	17	0	0	0	17	0	0
45-54	12	0	0	0	12	0	0
55-64	5	0	0	0	5	0	0
65-74	2	0	0	0	2	0	0
Race							
White	14	0	0	0	14	0	0
Black	26	0	0	0	26	0	0
Native American	1	0	0	0	1	0	0
Two or More Races	1	0	0	0	1	0	0
Presenting Problem/Diagnosis							
Mood Disorder	1	0	0	0	1	0	0
Other Psychotic	38	0	0	0	38	0	0
Social Conditions	3	0	0	0	3	0	0
County of Residence							
Comanche	1	0	0	0	1	0	0
Okfuskee	40	0	0	0	40	0	0
Tulsa	1	0	0	0	1	0	0
Other Indicators							
Any Alcohol/Drug Problem	2	0	0	0	2	0	0
Homeless	3	0	0	0	3	0	0
Indigent	42	0	0	0	42	0	0
SMI (If ever)	42	0	0	0	42	0	0

Notes: Information in this table is based on data reported to DMHSAS as of 07/01/2002. The same client may be counted in more than one category, e.g., clients can receive services under more than one contract source, in more than one "County of Residence," or may have multiple "Other Indicators." Please see Definition page for other considerations.

Oklahoma Department of Mental Health and Substance Abuse Services

Counts of Admitted Clients Served by Funding Source for Each Agency During FY2002

BOLEY RESIDENTIAL CARE HOME II

	Total	Funding Source					
		Mental Health	Substance Abuse	Domestic Violence	Residential Care	Medicaid	Other
Total							
Unduplicated Count	94	0	0	0	94	0	0
Sex							
Female	30	0	0	0	30	0	0
Male	64	0	0	0	64	0	0
Age							
18-20	2	0	0	0	2	0	0
21-24	7	0	0	0	7	0	0
25-34	14	0	0	0	14	0	0
35-44	35	0	0	0	35	0	0
45-54	25	0	0	0	25	0	0
55-64	9	0	0	0	9	0	0
65-74	1	0	0	0	1	0	0
75-84	1	0	0	0	1	0	0
Race							
White	40	0	0	0	40	0	0
Black	44	0	0	0	44	0	0
Native American	9	0	0	0	9	0	0
Two or More Races	1	0	0	0	1	0	0
Presenting Problem/Diagnosis							
Developmental Disorder	1	0	0	0	1	0	0
Mood Disorder	1	0	0	0	1	0	0
Other Psychotic	91	0	0	0	91	0	0
Social Conditions	1	0	0	0	1	0	0
County of Residence							
Okfuskee	93	0	0	0	93	0	0
Osage	1	0	0	0	1	0	0
Other Indicators							
Indigent	93	0	0	0	93	0	0
SMI (If ever)	94	0	0	0	94	0	0

Notes: Information in this table is based on data reported to DMHSAS as of 07/01/2002. The same client may be counted in more than one category, e.g., clients can receive services under more than one contract source, in more than one "County of Residence," or may have multiple "Other Indicators." Please see Definition page for other considerations.

Oklahoma Department of Mental Health and Substance Abuse Services

Counts of Admitted Clients Served by Funding Source for Each Agency During FY2002

BRIDGEWAY

	Total	Funding Source					
		Mental Health	Substance Abuse	Domestic Violence	Residential Care	Medicaid	Other
Total							
Unduplicated Count	45	0	45	0	0	0	0
Sex							
Female	4	0	4	0	0	0	0
Male	41	0	41	0	0	0	0
Age							
21-24	5	0	5	0	0	0	0
25-34	13	0	13	0	0	0	0
35-44	20	0	20	0	0	0	0
45-54	5	0	5	0	0	0	0
55-64	1	0	1	0	0	0	0
65-74	1	0	1	0	0	0	0
Race							
White	34	0	34	0	0	0	0
Black	7	0	7	0	0	0	0
Native American	1	0	1	0	0	0	0
Two or More Races	3	0	3	0	0	0	0
Presenting Problem/Diagnosis							
Alcohol Abuse	21	0	21	0	0	0	0
Substance Related	24	0	24	0	0	0	0
County of Residence							
Delaware	1	0	1	0	0	0	0
Kay	38	0	38	0	0	0	0
Kingfisher	1	0	1	0	0	0	0
Noble	1	0	1	0	0	0	0
Payne	1	0	1	0	0	0	0
Texas	1	0	1	0	0	0	0
Tulsa	1	0	1	0	0	0	0
Out of State/Unknown	1	0	1	0	0	0	0
Other Indicators							
Any Alcohol/Drug Problem	45	0	45	0	0	0	0
Custody of DOC	7	0	7	0	0	0	0
Homeless	30	0	30	0	0	0	0
Indigent	43	0	43	0	0	0	0
SMI (If ever)	12	0	12	0	0	0	0

Notes: Information in this table is based on data reported to DMHSAS as of 07/01/2002. The same client may be counted in more than one category, e.g., clients can receive services under more than one contract source, in more than one "County of Residence," or may have multiple "Other Indicators." Please see Definition page for other considerations.

Oklahoma Department of Mental Health and Substance Abuse Services

Counts of Admitted Clients Served by Funding Source for Each Agency During FY2002

CAA TURNING POINT

	Total	Funding Source					
		Mental Health	Substance Abuse	Domestic Violence	Residential Care	Medicaid	Other
Total							
Unduplicated Count	407	0	407	0	0	0	0
Sex							
Female	172	0	172	0	0	0	0
Male	235	0	235	0	0	0	0
Age							
05-17	12	0	12	0	0	0	0
18-20	24	0	24	0	0	0	0
21-24	55	0	55	0	0	0	0
25-34	146	0	146	0	0	0	0
35-44	110	0	110	0	0	0	0
45-54	49	0	49	0	0	0	0
55-64	10	0	10	0	0	0	0
65-74	1	0	1	0	0	0	0
Race							
White	243	0	243	0	0	0	0
Black	108	0	108	0	0	0	0
Native American	35	0	35	0	0	0	0
Hispanic	16	0	16	0	0	0	0
Asian	2	0	2	0	0	0	0
Two or More Races	3	0	3	0	0	0	0
Presenting Problem/Diagnosis							
Alcohol Abuse	79	0	79	0	0	0	0
Social Conditions	1	0	1	0	0	0	0
Substance Related	327	0	327	0	0	0	0
County of Residence							
Canadian	25	0	25	0	0	0	0
Carter	1	0	1	0	0	0	0
Cleveland	3	0	3	0	0	0	0
Comanche	1	0	1	0	0	0	0
Oklahoma	373	0	373	0	0	0	0
Pottawatomie	3	0	3	0	0	0	0
Stephens	1	0	1	0	0	0	0
Other Indicators							
Any Alcohol/Drug Problem	406	0	406	0	0	0	0
Custody of DHS	3	0	3	0	0	0	0
Custody of DOC	27	0	27	0	0	0	0
Custody of OJA	2	0	2	0	0	0	0
Deaf and Hard Hearing	3	0	3	0	0	0	0
Homeless	3	0	3	0	0	0	0
Indigent	396	0	396	0	0	0	0
SMI (If ever)	44	0	44	0	0	0	0

Notes: Information in this table is based on data reported to DMHSAS as of 07/01/2002. The same client may be counted in more than one category, e.g., clients can receive services under more than one contract source, in more than one "County of Residence," or may have multiple "Other Indicators." Please see Definition page for other considerations.

Oklahoma Department of Mental Health and Substance Abuse Services

Counts of Admitted Clients Served by Funding Source for Each Agency During FY2002

CALL RAPE INC.

	Total	Funding Source					
		Mental Health	Substance Abuse	Domestic Violence	Residential Care	Medicaid	Other
Total							
Unduplicated Count	121	0	0	121	0	0	0
Sex							
Female	113	0	0	113	0	0	0
Male	8	0	0	8	0	0	0
Age							
0-04	1	0	0	1	0	0	0
05-17	26	0	0	26	0	0	0
18-20	15	0	0	15	0	0	0
21-24	15	0	0	15	0	0	0
25-34	28	0	0	28	0	0	0
35-44	17	0	0	17	0	0	0
45-54	16	0	0	16	0	0	0
55-64	3	0	0	3	0	0	0
Race							
White	95	0	0	95	0	0	0
Black	14	0	0	14	0	0	0
Native American	7	0	0	7	0	0	0
Hispanic	3	0	0	3	0	0	0
Two or More Races	2	0	0	2	0	0	0
Presenting Problem/Diagnosis							
Social Conditions	121	0	0	121	0	0	0
County of Residence							
Cherokee	1	0	0	1	0	0	0
Creek	6	0	0	6	0	0	0
LeFlore	1	0	0	1	0	0	0
Muskogee	2	0	0	2	0	0	0
Okmulgee	2	0	0	2	0	0	0
Osage	2	0	0	2	0	0	0
Pawnee	2	0	0	2	0	0	0
Tulsa	105	0	0	105	0	0	0
Other Indicators							
Deaf and Hard Hearing	1	0	0	1	0	0	0
Homeless	1	0	0	1	0	0	0
Indigent	57	0	0	57	0	0	0
SMI (If ever)	17	0	0	17	0	0	0

Notes: Information in this table is based on data reported to DMHSAS as of 07/01/2002. The same client may be counted in more than one category, e.g., clients can receive services under more than one contract source, in more than one "County of Residence," or may have multiple "Other Indicators." Please see Definition page for other considerations.

Oklahoma Department of Mental Health and Substance Abuse Services

Counts of Admitted Clients Served by Funding Source for Each Agency During FY2002

CARE FOR CHANGE INC.

	Total	Funding Source					
		Mental Health	Substance Abuse	Domestic Violence	Residential Care	Medicaid	Other
Total							
Unduplicated Count	427	0	427	0	0	0	0
Sex							
Female	157	0	157	0	0	0	0
Male	270	0	270	0	0	0	0
Age							
05-17	98	0	98	0	0	0	0
18-20	34	0	34	0	0	0	0
21-24	38	0	38	0	0	0	0
25-34	103	0	103	0	0	0	0
35-44	107	0	107	0	0	0	0
45-54	40	0	40	0	0	0	0
55-64	5	0	5	0	0	0	0
65-74	2	0	2	0	0	0	0
Race							
White	188	0	188	0	0	0	0
Black	195	0	195	0	0	0	0
Native American	19	0	19	0	0	0	0
Hispanic	22	0	22	0	0	0	0
Asian	2	0	2	0	0	0	0
Two or More Races	1	0	1	0	0	0	0
Presenting Problem/Diagnosis							
Alcohol Abuse	51	0	51	0	0	0	0
Social Conditions	3	0	3	0	0	0	0
Substance Related	373	0	373	0	0	0	0
County of Residence							
Jackson	1	0	1	0	0	0	0
Oklahoma	426	0	426	0	0	0	0
Other Indicators							
Any Alcohol/Drug Problem	425	0	425	0	0	0	0
Custody of DHS	3	0	3	0	0	0	0
Custody of DOC	83	0	83	0	0	0	0
Custody of OJA	4	0	4	0	0	0	0
Homeless	7	0	7	0	0	0	0
Indigent	425	0	425	0	0	0	0
SMI (If ever)	36	0	36	0	0	0	0

Notes: Information in this table is based on data reported to DMHSAS as of 07/01/2002. The same client may be counted in more than one category, e.g., clients can receive services under more than one contract source, in more than one "County of Residence," or may have multiple "Other Indicators." Please see Definition page for other considerations.

Oklahoma Department of Mental Health and Substance Abuse Services

Counts of Admitted Clients Served by Funding Source for Each Agency During FY2002

CARL ALBERT C.M.H.C.

	Total	Funding Source					
		Mental Health	Substance Abuse	Domestic Violence	Residential Care	Medicaid	Other
Total							
Unduplicated Count	2,652	1,957	58	0	0	846	1,146
Sex							
Female	1,506	1,118	18	0	0	540	596
Male	1,146	839	40	0	0	306	550
Age							
0-04	2	1	0	0	0	1	0
05-17	137	78	0	0	0	92	23
18-20	99	83	1	0	0	17	32
21-24	170	145	12	0	0	18	49
25-34	511	391	20	0	0	120	179
35-44	708	546	16	0	0	212	307
45-54	573	415	8	0	0	201	272
55-64	314	205	1	0	0	136	152
65-74	106	72	0	0	0	38	101
75-84	31	20	0	0	0	11	30
85+	1	1	0	0	0	0	1
Race							
White	2,245	1,686	36	0	0	692	976
Black	186	128	3	0	0	88	75
Native American	190	118	18	0	0	59	79
Hispanic	14	10	0	0	0	5	9
Asian	8	7	1	0	0	1	2
Two or More Races	9	8	0	0	0	1	5
Presenting Problem/Diagnosis							
Alcohol Abuse	75	44	17	0	0	5	36
Developmental Disorder	48	26	0	0	0	32	10
Mood Disorder	1,314	1,012	1	0	0	385	531
Non Alcohol/Drug Related Organic	26	19	0	0	0	12	19
Other Non-Psychotic	341	264	0	0	0	91	132
Other Psychotic	326	234	2	0	0	120	155
Personality Disorder	3	3	0	0	0	1	2
Schizophrenia	371	258	0	0	0	188	212
Social Conditions	6	5	0	0	0	2	2
Substance Related	142	92	38	0	0	10	47
County of Residence							
Adair	4	0	0	0	0	0	4
Atoka	105	79	0	0	0	37	43
Bryan	6	5	0	0	0	0	2
Cherokee	8	0	0	0	0	0	8
Choctaw	142	112	0	0	0	59	52
Coal	39	33	0	0	0	13	11
Comanche	1	0	0	0	0	0	1
Craig	1	1	0	0	0	0	1
Creek	26	4	1	0	0	0	22
Delaware	1	0	0	0	0	0	1
Garfield	1	0	0	0	0	0	1
Haskell	165	135	0	0	0	53	65
Hughes	159	80	49	0	0	29	83
Jefferson	1	0	0	0	0	1	1

Notes: Information in this table is based on data reported to DMHSAS as of 07/01/2002. The same client may be counted in more than one category, e.g., clients can receive services under more than one contract source, in more than one "County of Residence," or may have multiple "Other Indicators." Please see Definition page for other considerations.

Oklahoma Department of Mental Health and Substance Abuse Services

Counts of Admitted Clients Served by Funding Source for Each Agency During FY2002

CARL ALBERT C.M.H.C.

	Funding Source						
	Total	Mental Health	Substance Abuse	Domestic Violence	Residential Care	Medicaid	Other
Johnston	1	1	0	0	0	0	0
Latimer	129	96	0	0	0	42	46
LeFlore	432	362	0	0	0	120	207
Lincoln	2	0	0	0	0	0	2
Mayes	1	0	0	0	0	0	1
McCurtain	348	240	0	0	0	181	152
McIntosh	49	35	0	0	0	13	16
Muskogee	4	2	0	0	0	0	2
Okfuskee	7	4	0	0	0	0	4
Oklahoma	4	4	0	0	0	0	1
Okmulgee	21	5	0	0	0	0	18
Pawnee	1	0	0	0	0	0	1
Pittsburgh	789	614	0	0	0	264	308
Pontotoc	8	4	0	0	0	2	6
Pottawatomie	1	1	0	0	0	0	0
Pushmataha	129	107	0	0	0	31	48
Seminole	10	2	8	0	0	0	5
Sequoyah	15	5	0	0	0	0	12
Texas	1	1	0	0	0	0	0
Tulsa	17	10	0	0	0	0	10
Wagoner	6	2	0	0	0	0	5
Woodward	1	1	0	0	0	0	0
Out of State/Unknown	17	12	0	0	0	1	7
Other Indicators							
Any Alcohol/Drug Problem	604	431	57	0	0	137	248
Custody of DHS	15	7	0	0	0	11	1
Custody of DOC	43	13	21	0	0	6	24
Custody of OJA	1	1	0	0	0	1	0
Deaf and Hard Hearing	16	12	0	0	0	10	9
Dual Diagnosis	252	193	1	0	0	80	98
Homeless	38	27	0	0	0	7	14
Indigent	2,578	1,928	52	0	0	843	1,086
SED (6-17)	54	30	0	0	0	33	8
SMI (If ever)	1,677	1,230	9	0	0	667	831

Notes: Information in this table is based on data reported to DMHSAS as of 07/01/2002. The same client may be counted in more than one category, e.g., clients can receive services under more than one contract source, in more than one "County of Residence," or may have multiple "Other Indicators." Please see Definition page for other considerations.

Oklahoma Department of Mental Health and Substance Abuse Services

Counts of Admitted Clients Served by Funding Source for Each Agency During FY2002

CENTER FOR CHILDREN & FAMILIES

	Total	Funding Source					
		Mental Health	Substance Abuse	Domestic Violence	Residential Care	Medicaid	Other
Total							
Unduplicated Count	172	172	0	0	0	0	0
Sex							
Female	95	95	0	0	0	0	0
Male	77	77	0	0	0	0	0
Age							
0-04	5	5	0	0	0	0	0
05-17	25	25	0	0	0	0	0
18-20	8	8	0	0	0	0	0
21-24	16	16	0	0	0	0	0
25-34	47	47	0	0	0	0	0
35-44	52	52	0	0	0	0	0
45-54	16	16	0	0	0	0	0
55-64	2	2	0	0	0	0	0
65-74	1	1	0	0	0	0	0
Race							
White	140	140	0	0	0	0	0
Black	1	1	0	0	0	0	0
Native American	7	7	0	0	0	0	0
Hispanic	5	5	0	0	0	0	0
Asian	1	1	0	0	0	0	0
Two or More Races	18	18	0	0	0	0	0
Presenting Problem/Diagnosis							
Social Conditions	172	172	0	0	0	0	0
County of Residence							
Canadian	7	7	0	0	0	0	0
Cleveland	115	115	0	0	0	0	0
Garvin	1	1	0	0	0	0	0
Grady	4	4	0	0	0	0	0
McClain	10	10	0	0	0	0	0
Oklahoma	27	27	0	0	0	0	0
Pottawatomie	7	7	0	0	0	0	0
Out of State/Unknown	1	1	0	0	0	0	0
Other Indicators							
Custody of DOC	1	1	0	0	0	0	0
Homeless	1	1	0	0	0	0	0
Indigent	134	134	0	0	0	0	0
SMI (If ever)	8	8	0	0	0	0	0

Notes: Information in this table is based on data reported to DMHSAS as of 07/01/2002. The same client may be counted in more than one category, e.g., clients can receive services under more than one contract source, in more than one "County of Residence," or may have multiple "Other Indicators." Please see Definition page for other considerations.

Oklahoma Department of Mental Health and Substance Abuse Services

Counts of Admitted Clients Served by Funding Source for Each Agency During FY2002

CENTRAL OKLAHOMA CMHC

	Total	Funding Source					
		Mental Health	Substance Abuse	Domestic Violence	Residential Care	Medicaid	Other
Total							
Unduplicated Count	1,594	1,443	0	0	0	588	536
Sex							
Female	873	788	0	0	0	326	286
Male	721	655	0	0	0	262	250
Age							
0-04	5	5	0	0	0	4	0
05-17	285	243	0	0	0	145	70
18-20	106	94	0	0	0	20	29
21-24	72	71	0	0	0	18	5
25-34	238	231	0	0	0	70	41
35-44	361	342	0	0	0	127	113
45-54	301	276	0	0	0	100	132
55-64	122	100	0	0	0	64	68
65-74	60	49	0	0	0	23	46
75-84	26	19	0	0	0	11	18
85+	18	13	0	0	0	6	14
Race							
White	1,356	1,240	0	0	0	472	481
Black	91	76	0	0	0	52	22
Native American	105	91	0	0	0	44	23
Hispanic	27	22	0	0	0	12	5
Asian	14	13	0	0	0	7	5
Two or More Races	1	1	0	0	0	1	0
Presenting Problem/Diagnosis							
Alcohol Abuse	12	12	0	0	0	4	4
Developmental Disorder	178	154	0	0	0	80	55
Mood Disorder	809	738	0	0	0	236	226
Non Alcohol/Drug Related Organic	7	4	0	0	0	6	5
Other Non-Psychotic	150	133	0	0	0	47	42
Other Psychotic	213	199	0	0	0	106	96
Schizophrenia	174	155	0	0	0	99	97
Social Conditions	19	18	0	0	0	5	4
Substance Related	32	30	0	0	0	5	7
County of Residence							
Canadian	1	1	0	0	0	0	0
Carter	1	1	0	0	0	0	0
Cherokee	1	1	0	0	0	0	0
Cleveland	1,270	1,154	0	0	0	486	434
Garfield	2	2	0	0	0	0	0
Garvin	4	4	0	0	0	1	1
Grady	3	3	0	0	0	2	2
Kay	2	1	0	0	0	1	0
Lincoln	1	0	0	0	0	1	0
McClain	125	110	0	0	0	43	45
McIntosh	1	1	0	0	0	0	0
Oklahoma	152	140	0	0	0	43	49
Pittsburgh	1	0	0	0	0	1	0
Pontotoc	1	1	0	0	0	0	0
Pottawatomie	18	17	0	0	0	5	4

Notes: Information in this table is based on data reported to DMHSAS as of 07/01/2002. The same client may be counted in more than one category, e.g., clients can receive services under more than one contract source, in more than one "County of Residence," or may have multiple "Other Indicators." Please see Definition page for other considerations.

Oklahoma Department of Mental Health and Substance Abuse Services

Counts of Admitted Clients Served by Funding Source for Each Agency During FY2002

CENTRAL OKLAHOMA CMHC

	Funding Source						
	Total	Mental Health	Substance Abuse	Domestic Violence	Residential Care	Medicaid	Other
Rogers	1	1	0	0	0	0	0
Seminole	1	1	0	0	0	0	0
Sequoyah	1	1	0	0	0	0	0
Tillman	1	0	0	0	0	1	0
Tulsa	6	4	0	0	0	3	1
Washington	1	0	0	0	0	1	0
Other Indicators							
Any Alcohol/Drug Problem	430	402	0	0	0	120	117
Custody of DHS	14	6	0	0	0	13	0
Custody of DOC	3	3	0	0	0	1	0
Custody of OJA	37	20	0	0	0	24	5
Deaf and Hard Hearing	12	10	0	0	0	6	4
Dual Diagnosis	202	188	0	0	0	67	66
Homeless	14	14	0	0	0	4	3
Indigent	1,535	1,393	0	0	0	577	499
SED (6-17)	121	100	0	0	0	83	13
SMI (If ever)	999	920	0	0	0	389	376

Notes: Information in this table is based on data reported to DMHSAS as of 07/01/2002. The same client may be counted in more than one category, e.g., clients can receive services under more than one contract source, in more than one "County of Residence," or may have multiple "Other Indicators." Please see Definition page for other considerations.

Oklahoma Department of Mental Health and Substance Abuse Services

Counts of Admitted Clients Served by Funding Source for Each Agency During FY2002

CHISHOLM TRAIL COUNSELING SVS

	Total	Funding Source					
		Mental Health	Substance Abuse	Domestic Violence	Residential Care	Medicaid	Other
Total							
Unduplicated Count	1,607	1,341	89	0	0	283	1
Sex							
Female	853	683	43	0	0	197	0
Male	754	658	46	0	0	86	1
Age							
0-04	10	10	0	0	0	0	0
05-17	244	244	0	0	0	0	0
18-20	66	64	3	0	0	0	0
21-24	150	130	18	0	0	16	1
25-34	353	298	35	0	0	54	0
35-44	369	318	23	0	0	53	0
45-54	237	184	9	0	0	59	0
55-64	98	63	1	0	0	46	0
65-74	40	17	0	0	0	25	0
75-84	18	5	0	0	0	15	0
85+	22	8	0	0	0	15	0
Race							
White	1,389	1,163	64	0	0	249	1
Black	75	58	9	0	0	13	0
Native American	42	30	8	0	0	9	0
Hispanic	31	28	3	0	0	4	0
Asian	6	6	1	0	0	0	0
Two or More Races	64	56	4	0	0	8	0
Presenting Problem/Diagnosis							
Alcohol Abuse	41	31	18	0	0	4	0
Developmental Disorder	115	111	3	0	0	4	0
Mood Disorder	675	557	8	0	0	142	1
Non Alcohol/Drug Related Organic	8	4	0	0	0	5	0
Other Non-Psychotic	361	331	8	0	0	37	0
Other Psychotic	86	66	1	0	0	30	0
Personality Disorder	4	4	0	0	0	0	0
Schizophrenia	93	55	1	0	0	43	0
Social Conditions	126	124	1	0	0	2	0
Substance Related	98	58	49	0	0	16	0
County of Residence							
Alfalfa	1	1	0	0	0	0	0
Blaine	7	7	0	0	0	0	0
Bryan	1	1	0	0	0	0	0
Caddo	21	17	1	0	0	5	0
Canadian	734	644	41	0	0	105	0
Cleveland	133	101	0	0	0	38	0
Custer	1	1	0	0	0	0	0
Garvin	3	1	0	0	0	3	0
Grady	571	471	29	0	0	101	1
Kingfisher	26	16	15	0	0	1	0
Logan	3	2	2	0	0	0	0
McClain	36	22	0	0	0	15	0
Oklahoma	49	49	1	0	0	1	0
Pottawatomie	1	1	0	0	0	0	0

Notes: Information in this table is based on data reported to DMHSAS as of 07/01/2002. The same client may be counted in more than one category, e.g., clients can receive services under more than one contract source, in more than one "County of Residence," or may have multiple "Other Indicators." Please see Definition page for other considerations.

Oklahoma Department of Mental Health and Substance Abuse Services

Counts of Admitted Clients Served by Funding Source for Each Agency During FY2002

CHISHOLM TRAIL COUNSELING SVS

	Total	Funding Source					
		Mental Health	Substance Abuse	Domestic Violence	Residential Care	Medicaid	Other
Stephens	20	7	0	0	0	14	0
Other Indicators							
Any Alcohol/Drug Problem	358	283	81	0	0	47	0
Custody of DHS	16	16	0	0	0	0	0
Custody of DOC	30	28	2	0	0	0	0
Deaf and Hard Hearing	3	3	0	0	0	0	0
Dual Diagnosis	87	78	5	0	0	10	0
Homeless	14	12	1	0	0	1	0
Indigent	1,603	1,339	89	0	0	281	1
SED (6-17)	83	83	0	0	0	0	0
SMI (If ever)	902	700	45	0	0	231	1

Notes: Information in this table is based on data reported to DMHSAS as of 07/01/2002. The same client may be counted in more than one category, e.g., clients can receive services under more than one contract source, in more than one "County of Residence," or may have multiple "Other Indicators." Please see Definition page for other considerations.

Oklahoma Department of Mental Health and Substance Abuse Services

Counts of Admitted Clients Served by Funding Source for Each Agency During FY2002

CITIZEN POTOWATOMI NATION

	Total	Funding Source					
		Mental Health	Substance Abuse	Domestic Violence	Residential Care	Medicaid	Other
Total							
Unduplicated Count	76	0	76	0	0	0	0
Sex							
Female	24	0	24	0	0	0	0
Male	52	0	52	0	0	0	0
Age							
05-17	73	0	73	0	0	0	0
18-20	3	0	3	0	0	0	0
Race							
White	30	0	30	0	0	0	0
Black	4	0	4	0	0	0	0
Native American	38	0	38	0	0	0	0
Asian	1	0	1	0	0	0	0
Two or More Races	3	0	3	0	0	0	0
Presenting Problem/Diagnosis							
Alcohol Abuse	21	0	21	0	0	0	0
Social Conditions	1	0	1	0	0	0	0
Substance Related	54	0	54	0	0	0	0
County of Residence							
Choctaw	1	0	1	0	0	0	0
Cleveland	2	0	2	0	0	0	0
Greer	1	0	1	0	0	0	0
Lincoln	2	0	2	0	0	0	0
Oklahoma	1	0	1	0	0	0	0
Pottawatomie	67	0	67	0	0	0	0
Seminole	2	0	2	0	0	0	0
Other Indicators							
Any Alcohol/Drug Problem	75	0	75	0	0	0	0
Custody of DHS	3	0	3	0	0	0	0
Custody of DOC	5	0	5	0	0	0	0
Custody of OJA	8	0	8	0	0	0	0
Indigent	66	0	66	0	0	0	0

Notes: Information in this table is based on data reported to DMHSAS as of 07/01/2002. The same client may be counted in more than one category, e.g., clients can receive services under more than one contract source, in more than one "County of Residence," or may have multiple "Other Indicators." Please see Definition page for other considerations.

Oklahoma Department of Mental Health and Substance Abuse Services

Counts of Admitted Clients Served by Funding Source for Each Agency During FY2002

CLETA'S COTTAGE

	Total	Funding Source					
		Mental Health	Substance Abuse	Domestic Violence	Residential Care	Medicaid	Other
Total							
Unduplicated Count	24	0	0	0	24	0	0
Sex							
Female	11	0	0	0	11	0	0
Male	13	0	0	0	13	0	0
Age							
25-34	1	0	0	0	1	0	0
35-44	3	0	0	0	3	0	0
45-54	9	0	0	0	9	0	0
55-64	6	0	0	0	6	0	0
65-74	4	0	0	0	4	0	0
75-84	1	0	0	0	1	0	0
Race							
White	23	0	0	0	23	0	0
Two or More Races	1	0	0	0	1	0	0
Presenting Problem/Diagnosis							
Developmental Disorder	3	0	0	0	3	0	0
Mood Disorder	3	0	0	0	3	0	0
Other Psychotic	16	0	0	0	16	0	0
Substance Related	1	0	0	0	1	0	0
Deferred/No Diagnosis	1	0	0	0	1	0	0
County of Residence							
Choctaw	1	0	0	0	1	0	0
Cleveland	18	0	0	0	18	0	0
Creek	5	0	0	0	5	0	0
Other Indicators							
Any Alcohol/Drug Problem	1	0	0	0	1	0	0
Indigent	24	0	0	0	24	0	0
SMI (If ever)	23	0	0	0	23	0	0

Notes: Information in this table is based on data reported to DMHSAS as of 07/01/2002. The same client may be counted in more than one category, e.g., clients can receive services under more than one contract source, in more than one "County of Residence," or may have multiple "Other Indicators." Please see Definition page for other considerations.

Oklahoma Department of Mental Health and Substance Abuse Services

Counts of Admitted Clients Served by Funding Source for Each Agency During FY2002

COMMUNITY ALCOHOLISM SERVICES

	Total	Funding Source					
		Mental Health	Substance Abuse	Domestic Violence	Residential Care	Medicaid	Other
Total							
Unduplicated Count	138	0	138	0	0	0	0
Sex							
Female	25	0	25	0	0	0	0
Male	113	0	113	0	0	0	0
Age							
18-20	7	0	7	0	0	0	0
21-24	11	0	11	0	0	0	0
25-34	31	0	31	0	0	0	0
35-44	54	0	54	0	0	0	0
45-54	25	0	25	0	0	0	0
55-64	6	0	6	0	0	0	0
65-74	4	0	4	0	0	0	0
Race							
White	91	0	91	0	0	0	0
Black	6	0	6	0	0	0	0
Native American	32	0	32	0	0	0	0
Hispanic	2	0	2	0	0	0	0
Two or More Races	7	0	7	0	0	0	0
Presenting Problem/Diagnosis							
Alcohol Abuse	78	0	78	0	0	0	0
Substance Related	59	0	59	0	0	0	0
Deferred/No Diagnosis	1	0	1	0	0	0	0
County of Residence							
Alfalfa	1	0	1	0	0	0	0
Creek	51	0	51	0	0	0	0
Noble	23	0	23	0	0	0	0
Osage	3	0	3	0	0	0	0
Pawnee	59	0	59	0	0	0	0
Payne	1	0	1	0	0	0	0
Other Indicators							
Any Alcohol/Drug Problem	137	0	137	0	0	0	0
Custody of DOC	9	0	9	0	0	0	0
Homeless	6	0	6	0	0	0	0
Indigent	134	0	134	0	0	0	0
SMI (If ever)	15	0	15	0	0	0	0

Notes: Information in this table is based on data reported to DMHSAS as of 07/01/2002. The same client may be counted in more than one category, e.g., clients can receive services under more than one contract source, in more than one "County of Residence," or may have multiple "Other Indicators." Please see Definition page for other considerations.

Oklahoma Department of Mental Health and Substance Abuse Services

Counts of Admitted Clients Served by Funding Source for Each Agency During FY2002

COMMUNITY CHILDREN'S SHELTER

		Funding Source						
		Total	Mental Health	Substance Abuse	Domestic Violence	Residential Care	Medicaid Other	
Total	Unduplicated Count	13	0	13	0	0	0	0
Sex	Female	13	0	13	0	0	0	0
Age	21-24	4	0	4	0	0	0	0
	25-34	4	0	4	0	0	0	0
	35-44	3	0	3	0	0	0	0
	45-54	2	0	2	0	0	0	0
Race	White	6	0	6	0	0	0	0
	Black	3	0	3	0	0	0	0
	Native American	4	0	4	0	0	0	0
Presenting Problem/Diagnosis	Alcohol Abuse	7	0	7	0	0	0	0
	Substance Related	6	0	6	0	0	0	0
County of Residence	Carter	11	0	11	0	0	0	0
	Love	2	0	2	0	0	0	0
Other Indicators	Any Alcohol/Drug Problem	13	0	13	0	0	0	0
	Indigent	13	0	13	0	0	0	0
	SMI (If ever)	1	0	1	0	0	0	0

Notes: Information in this table is based on data reported to DMHSAS as of 07/01/2002. The same client may be counted in more than one category, e.g., clients can receive services under more than one contract source, in more than one "County of Residence," or may have multiple "Other Indicators." Please see Definition page for other considerations.

Oklahoma Department of Mental Health and Substance Abuse Services

Counts of Admitted Clients Served by Funding Source for Each Agency During FY2002

COMMUNITY COUNSELING CENTER

	Total	Funding Source					
		Mental Health	Substance Abuse	Domestic Violence	Residential Care	Medicaid	Other
Total							
Unduplicated Count	1,216	837	28	0	35	439	0
Sex							
Female	676	436	12	0	17	282	0
Male	540	401	16	0	18	157	0
Age							
0-04	2	2	0	0	0	0	0
05-17	34	29	0	0	0	5	0
18-20	22	20	0	0	0	4	0
21-24	44	37	0	0	0	9	0
25-34	210	172	0	0	4	49	0
35-44	341	249	2	0	9	114	0
45-54	300	216	1	0	14	100	0
55-64	129	81	11	0	4	59	0
65-74	84	24	10	0	3	57	0
75-84	37	5	3	0	1	32	0
85+	13	2	1	0	0	10	0
Race							
White	911	621	22	0	21	329	0
Black	165	110	1	0	9	71	0
Native American	35	24	2	0	2	12	0
Hispanic	50	42	2	0	1	9	0
Asian	12	9	0	0	0	3	0
Two or More Races	43	31	1	0	2	15	0
Presenting Problem/Diagnosis							
Alcohol Abuse	14	5	9	0	0	3	0
Developmental Disorder	15	11	0	0	0	5	0
Mood Disorder	681	512	9	0	10	204	0
Non Alcohol/Drug Related Organic	7	2	0	0	0	5	0
Other Non-Psychotic	111	79	2	0	1	36	0
Other Psychotic	176	123	1	0	7	69	0
Personality Disorder	1	1	0	0	0	0	0
Schizophrenia	200	99	2	0	17	115	0
Social Conditions	5	3	0	0	0	2	0
Substance Related	6	2	5	0	0	0	0
County of Residence							
Adair	1	1	0	0	0	0	0
Cleveland	3	2	1	0	0	0	0
Dewey	1	1	0	0	0	0	0
Kingfisher	4	0	0	0	0	4	0
McClain	1	0	0	0	1	1	0
Murray	1	1	0	0	0	0	0
Muskogee	1	1	0	0	0	0	0
Oklahoma	1,202	830	27	0	34	433	0
Pottawatomie	1	1	0	0	0	0	0
Washita	1	0	0	0	0	1	0
Other Indicators							
Any Alcohol/Drug Problem	333	255	25	0	6	78	0
Custody of DHS	4	2	0	0	0	2	0
Custody of DOC	10	6	0	0	1	4	0

Notes: Information in this table is based on data reported to DMHSAS as of 07/01/2002. The same client may be counted in more than one category, e.g., clients can receive services under more than one contract source, in more than one "County of Residence," or may have multiple "Other Indicators." Please see Definition page for other considerations.

Oklahoma Department of Mental Health and Substance Abuse Services

Counts of Admitted Clients Served by Funding Source for Each Agency During FY2002

COMMUNITY COUNSELING CENTER

	Funding Source					
	Total	Mental Health	Substance Abuse	Domestic Violence	Residential Care	Medicaid Other
Custody of OJA	1	0	0	0	0	1 0
Deaf and Hard Hearing	9	6	2	0	0	3 0
Dual Diagnosis	152	111	11	0	5	38 0
Homeless	213	207	0	0	3	19 0
Indigent	1,205	827	28	0	34	436 0
SED (6-17)	7	6	0	0	0	1 0
SMI (If ever)	992	679	14	0	35	374 0

Notes: Information in this table is based on data reported to DMHSAS as of 07/01/2002. The same client may be counted in more than one category, e.g., clients can receive services under more than one contract source, in more than one "County of Residence," or may have multiple "Other Indicators." Please see Definition page for other considerations.

Oklahoma Department of Mental Health and Substance Abuse Services

Counts of Admitted Clients Served by Funding Source for Each Agency During FY2002

COMMUNITY CRISIS CENTER, INC.

	Total	Funding Source					
		Mental Health	Substance Abuse	Domestic Violence	Residential Care	Medicaid	Other
Total							
Unduplicated Count	230	0	0	230	0	0	0
Sex							
Female	193	0	0	193	0	0	0
Male	37	0	0	37	0	0	0
Age							
0-04	32	0	0	32	0	0	0
05-17	51	0	0	51	0	0	0
18-20	14	0	0	14	0	0	0
21-24	15	0	0	15	0	0	0
25-34	53	0	0	53	0	0	0
35-44	43	0	0	43	0	0	0
45-54	14	0	0	14	0	0	0
55-64	4	0	0	4	0	0	0
65-74	2	0	0	2	0	0	0
75-84	1	0	0	1	0	0	0
85+	1	0	0	1	0	0	0
Race							
White	130	0	0	130	0	0	0
Black	3	0	0	3	0	0	0
Native American	39	0	0	39	0	0	0
Hispanic	13	0	0	13	0	0	0
Two or More Races	45	0	0	45	0	0	0
Presenting Problem/Diagnosis							
Developmental Disorder	2	0	0	2	0	0	0
Social Conditions	225	0	0	225	0	0	0
Deferred/No Diagnosis	3	0	0	3	0	0	0
County of Residence							
Cherokee	2	0	0	2	0	0	0
Coal	1	0	0	1	0	0	0
Craig	16	0	0	16	0	0	0
Delaware	68	0	0	68	0	0	0
Dewey	4	0	0	4	0	0	0
Ellis	1	0	0	1	0	0	0
Marshall	1	0	0	1	0	0	0
Mayes	5	0	0	5	0	0	0
Ottawa	93	0	0	93	0	0	0
Stephens	1	0	0	1	0	0	0
Tulsa	5	0	0	5	0	0	0
Out of State/Unknown	33	0	0	33	0	0	0
Other Indicators							
Custody of DOC	3	0	0	3	0	0	0
Homeless	140	0	0	140	0	0	0
Indigent	222	0	0	222	0	0	0
SMI (If ever)	24	0	0	24	0	0	0

Notes: Information in this table is based on data reported to DMHSAS as of 07/01/2002. The same client may be counted in more than one category, e.g., clients can receive services under more than one contract source, in more than one "County of Residence," or may have multiple "Other Indicators." Please see Definition page for other considerations.

Oklahoma Department of Mental Health and Substance Abuse Services

Counts of Admitted Clients Served by Funding Source for Each Agency During FY2002

COMMUNITY DEVELOPMENT SUPPORT ASSOCIATION

		Funding Source						
		Total	Mental Health	Substance Abuse	Domestic Violence	Residential Care	Medicaid Other	
Total	Unduplicated Count	20	0	20	0	0	0	0
Sex	Male	20	0	20	0	0	0	0
Age	21-24	1	0	1	0	0	0	0
	25-34	9	0	9	0	0	0	0
	35-44	4	0	4	0	0	0	0
	45-54	5	0	5	0	0	0	0
	55-64	1	0	1	0	0	0	0
Race	White	7	0	7	0	0	0	0
	Black	2	0	2	0	0	0	0
	Two or More Races	11	0	11	0	0	0	0
Presenting Problem/Diagnosis	Social Conditions	9	0	9	0	0	0	0
	Substance Related	11	0	11	0	0	0	0
County of Residence	Garfield	20	0	20	0	0	0	0
Other Indicators	Any Alcohol/Drug Problem	20	0	20	0	0	0	0
	Custody of DOC	20	0	20	0	0	0	0
	Indigent	20	0	20	0	0	0	0
	SMI (If ever)	1	0	1	0	0	0	0

Notes: Information in this table is based on data reported to DMHSAS as of 07/01/2002. The same client may be counted in more than one category, e.g., clients can receive services under more than one contract source, in more than one "County of Residence," or may have multiple "Other Indicators." Please see Definition page for other considerations.

Oklahoma Department of Mental Health and Substance Abuse Services

Counts of Admitted Clients Served by Funding Source for Each Agency During FY2002

COPE, INC.

	Total	Funding Source					
		Mental Health	Substance Abuse	Domestic Violence	Residential Care	Medicaid	Other
Total							
Unduplicated Count	14	0	14	0	0	0	0
Sex							
Female	9	0	9	0	0	0	0
Male	5	0	5	0	0	0	0
Age							
21-24	2	0	2	0	0	0	0
25-34	8	0	8	0	0	0	0
35-44	3	0	3	0	0	0	0
45-54	1	0	1	0	0	0	0
Race							
White	3	0	3	0	0	0	0
Black	9	0	9	0	0	0	0
Native American	2	0	2	0	0	0	0
Presenting Problem/Diagnosis							
Alcohol Abuse	7	0	7	0	0	0	0
Substance Related	7	0	7	0	0	0	0
County of Residence							
Oklahoma	14	0	14	0	0	0	0
Other Indicators							
Any Alcohol/Drug Problem	14	0	14	0	0	0	0
Indigent	14	0	14	0	0	0	0
SMI (If ever)	2	0	2	0	0	0	0

Notes: Information in this table is based on data reported to DMHSAS as of 07/01/2002. The same client may be counted in more than one category, e.g., clients can receive services under more than one contract source, in more than one "County of Residence," or may have multiple "Other Indicators." Please see Definition page for other considerations.

Oklahoma Department of Mental Health and Substance Abuse Services

Counts of Admitted Clients Served by Funding Source for Each Agency During FY2002

COPP'S RESIDENTIAL CARE, INC.

	Total	Funding Source					
		Mental Health	Substance Abuse	Domestic Violence	Residential Care	Medicaid	Other
Total							
Unduplicated Count	42	0	0	0	42	0	0
Sex							
Female	14	0	0	0	14	0	0
Male	28	0	0	0	28	0	0
Age							
21-24	1	0	0	0	1	0	0
25-34	5	0	0	0	5	0	0
35-44	7	0	0	0	7	0	0
45-54	12	0	0	0	12	0	0
55-64	7	0	0	0	7	0	0
65-74	6	0	0	0	6	0	0
75-84	4	0	0	0	4	0	0
Race							
White	36	0	0	0	36	0	0
Black	5	0	0	0	5	0	0
Native American	1	0	0	0	1	0	0
Presenting Problem/Diagnosis							
Developmental Disorder	20	0	0	0	20	0	0
Mood Disorder	1	0	0	0	1	0	0
Other Psychotic	13	0	0	0	13	0	0
Social Conditions	8	0	0	0	8	0	0
County of Residence							
Rogers	42	0	0	0	42	0	0
Other Indicators							
Any Alcohol/Drug Problem	3	0	0	0	3	0	0
Homeless	1	0	0	0	1	0	0
Indigent	37	0	0	0	37	0	0
SMI (If ever)	42	0	0	0	42	0	0

Notes: Information in this table is based on data reported to DMHSAS as of 07/01/2002. The same client may be counted in more than one category, e.g., clients can receive services under more than one contract source, in more than one "County of Residence," or may have multiple "Other Indicators." Please see Definition page for other considerations.

Oklahoma Department of Mental Health and Substance Abuse Services

Counts of Admitted Clients Served by Funding Source for Each Agency During FY2002

COUNSELING CENTER OF S.E. OKLAHOMA

	Total	Funding Source					
		Mental Health	Substance Abuse	Domestic Violence	Residential Care	Medicaid	Other
Total							
Unduplicated Count	128	0	128	0	0	0	0
Sex							
Female	121	0	121	0	0	0	0
Male	7	0	7	0	0	0	0
Age							
0-04	1	0	1	0	0	0	0
05-17	1	0	1	0	0	0	0
18-20	14	0	14	0	0	0	0
21-24	36	0	36	0	0	0	0
25-34	47	0	47	0	0	0	0
35-44	24	0	24	0	0	0	0
45-54	4	0	4	0	0	0	0
55-64	1	0	1	0	0	0	0
Race							
White	95	0	95	0	0	0	0
Black	14	0	14	0	0	0	0
Native American	6	0	6	0	0	0	0
Hispanic	4	0	4	0	0	0	0
Asian	5	0	5	0	0	0	0
Two or More Races	4	0	4	0	0	0	0
Presenting Problem/Diagnosis							
Alcohol Abuse	47	0	47	0	0	0	0
Social Conditions	1	0	1	0	0	0	0
Substance Related	80	0	80	0	0	0	0
County of Residence							
Choctaw	8	0	8	0	0	0	0
LeFlore	64	0	64	0	0	0	0
Mayes	3	0	3	0	0	0	0
McCurtain	47	0	47	0	0	0	0
Pushmataha	6	0	6	0	0	0	0
Other Indicators							
Any Alcohol/Drug Problem	127	0	127	0	0	0	0
Custody of DOC	5	0	5	0	0	0	0
Deaf and Hard Hearing	1	0	1	0	0	0	0
Homeless	2	0	2	0	0	0	0
Indigent	127	0	127	0	0	0	0
SMI (If ever)	18	0	18	0	0	0	0

Notes: Information in this table is based on data reported to DMHSAS as of 07/01/2002. The same client may be counted in more than one category, e.g., clients can receive services under more than one contract source, in more than one "County of Residence," or may have multiple "Other Indicators." Please see Definition page for other considerations.

Oklahoma Department of Mental Health and Substance Abuse Services

Counts of Admitted Clients Served by Funding Source for Each Agency During FY2002

COUNTRY LANE RESIDENTIAL CARE HOME

	Total	Funding Source					
		Mental Health	Substance Abuse	Domestic Violence	Residential Care	Medicaid	Other
Total							
Unduplicated Count	78	0	0	0	78	0	0
Sex							
Female	27	0	0	0	27	0	0
Male	51	0	0	0	51	0	0
Age							
18-20	2	0	0	0	2	0	0
25-34	16	0	0	0	16	0	0
35-44	27	0	0	0	27	0	0
45-54	22	0	0	0	22	0	0
55-64	10	0	0	0	10	0	0
75-84	1	0	0	0	1	0	0
Race							
White	59	0	0	0	59	0	0
Black	12	0	0	0	12	0	0
Native American	4	0	0	0	4	0	0
Hispanic	2	0	0	0	2	0	0
Two or More Races	1	0	0	0	1	0	0
Presenting Problem/Diagnosis							
Alcohol Abuse	13	0	0	0	13	0	0
Developmental Disorder	4	0	0	0	4	0	0
Mood Disorder	18	0	0	0	18	0	0
Other Psychotic	22	0	0	0	22	0	0
Social Conditions	10	0	0	0	10	0	0
Substance Related	8	0	0	0	8	0	0
Unknown/Other	1	0	0	0	1	0	0
Deferred/No Diagnosis	2	0	0	0	2	0	0
County of Residence							
Cleveland	1	0	0	0	1	0	0
Coal	1	0	0	0	1	0	0
Craig	32	0	0	0	32	0	0
Creek	1	0	0	0	1	0	0
Grady	1	0	0	0	1	0	0
Mayes	1	0	0	0	1	0	0
McCurtain	4	0	0	0	4	0	0
Okfuskee	1	0	0	0	1	0	0
Ottawa	6	0	0	0	6	0	0
Pawnee	1	0	0	0	1	0	0
Payne	1	0	0	0	1	0	0
Pittsburgh	3	0	0	0	3	0	0
Rogers	2	0	0	0	2	0	0
Sequoyah	1	0	0	0	1	0	0
Tulsa	9	0	0	0	9	0	0
Wagoner	12	0	0	0	12	0	0
Out of State/Unknown	1	0	0	0	1	0	0
Other Indicators							
Any Alcohol/Drug Problem	24	0	0	0	24	0	0
Deaf and Hard Hearing	1	0	0	0	1	0	0
Homeless	15	0	0	0	15	0	0
Indigent	78	0	0	0	78	0	0

Notes: Information in this table is based on data reported to DMHSAS as of 07/01/2002. The same client may be counted in more than one category, e.g., clients can receive services under more than one contract source, in more than one "County of Residence," or may have multiple "Other Indicators." Please see Definition page for other considerations.

Oklahoma Department of Mental Health and Substance Abuse Services

Counts of Admitted Clients Served by Funding Source for Each Agency During FY2002

COUNTRY LANE RESIDENTIAL CARE HOME

	Funding Source					
	Total	Mental Health	Substance Abuse	Domestic Violence	Residential Care	Medicaid Other
SMI (If ever)	78	0	0	0	78	0 0

Oklahoma Department of Mental Health and Substance Abuse Services

Counts of Admitted Clients Served by Funding Source for Each Agency During FY2002

CROOKS MENTAL HEALTH SERVICES

	Total	Funding Source					
		Mental Health	Substance Abuse	Domestic Violence	Residential Care	Medicaid	Other
Total							
Unduplicated Count	1,324	1,216	0	0	0	356	2
Sex							
Female	728	653	0	0	0	202	1
Male	596	563	0	0	0	154	1
Age							
0-04	4	3	0	0	0	1	0
05-17	206	183	0	0	0	31	1
18-20	56	55	0	0	0	5	0
21-24	113	105	0	0	0	27	0
25-34	290	276	0	0	0	79	0
35-44	317	302	0	0	0	78	1
45-54	208	189	0	0	0	72	0
55-64	103	83	0	0	0	47	0
65-74	25	18	0	0	0	14	0
75-84	2	2	0	0	0	2	0
Race							
White	1,053	976	0	0	0	275	1
Black	96	80	0	0	0	38	0
Native American	84	74	0	0	0	28	0
Hispanic	15	14	0	0	0	1	0
Asian	3	3	0	0	0	1	0
Two or More Races	73	69	0	0	0	13	1
Presenting Problem/Diagnosis							
Alcohol Abuse	11	11	0	0	0	0	0
Developmental Disorder	112	100	0	0	0	17	0
Mood Disorder	719	672	0	0	0	160	1
Non Alcohol/Drug Related Organic	15	15	0	0	0	8	0
Other Non-Psychotic	191	175	0	0	0	42	1
Other Psychotic	104	93	0	0	0	49	0
Personality Disorder	4	3	0	0	0	2	0
Schizophrenia	132	111	0	0	0	74	0
Social Conditions	3	3	0	0	0	1	0
Substance Related	33	33	0	0	0	3	0
County of Residence							
Alfalfa	1	1	0	0	0	0	0
Cleveland	1	1	0	0	0	0	0
Cotton	1	1	0	0	0	0	0
Creek	534	514	0	0	0	86	1
Hughes	37	25	0	0	0	19	0
Lincoln	31	26	0	0	0	20	0
McIntosh	1	1	0	0	0	1	0
Muskogee	1	1	0	0	0	0	0
Noble	2	2	0	0	0	0	0
Okfuskee	220	186	0	0	0	92	0
Okmulgee	472	436	0	0	0	132	1
Osage	1	1	0	0	0	0	0
Pawnee	1	1	0	0	0	0	0
Pottawatomie	1	1	0	0	0	0	0
Seminole	7	6	0	0	0	6	0

Notes: Information in this table is based on data reported to DMHSAS as of 07/01/2002. The same client may be counted in more than one category, e.g., clients can receive services under more than one contract source, in more than one "County of Residence," or may have multiple "Other Indicators." Please see Definition page for other considerations.

Oklahoma Department of Mental Health and Substance Abuse Services

Counts of Admitted Clients Served by Funding Source for Each Agency During FY2002

CREOKS MENTAL HEALTH SERVICES

	Total	Funding Source					
		Mental Health	Substance Abuse	Domestic Violence	Residential Care	Medicaid	Other
Tulsa	11	11	0	0	0	0	0
Out of State/Unknown	2	2	0	0	0	0	0
Other Indicators							
Any Alcohol/Drug Problem	277	269	0	0	0	49	0
Custody of DHS	8	7	0	0	0	1	0
Custody of DOC	17	17	0	0	0	3	0
Custody of OJA	1	1	0	0	0	0	0
Deaf and Hard Hearing	6	5	0	0	0	2	0
Dual Diagnosis	92	87	0	0	0	25	0
Homeless	14	13	0	0	0	1	0
Indigent	1,312	1,207	0	0	0	352	2
SED (6-17)	138	120	0	0	0	21	0
SMI (If ever)	977	898	0	0	0	304	1

Notes: Information in this table is based on data reported to DMHSAS as of 07/01/2002. The same client may be counted in more than one category, e.g., clients can receive services under more than one contract source, in more than one "County of Residence," or may have multiple "Other Indicators." Please see Definition page for other considerations.

Oklahoma Department of Mental Health and Substance Abuse Services

Counts of Admitted Clients Served by Funding Source for Each Agency During FY2002

CRISIS CONTROL CENTER

	Total	Funding Source					
		Mental Health	Substance Abuse	Domestic Violence	Residential Care	Medicaid	Other
Total							
Unduplicated Count	222	0	0	222	0	0	0
Sex							
Female	175	0	0	175	0	0	0
Male	47	0	0	47	0	0	0
Age							
0-04	49	0	0	49	0	0	0
05-17	47	0	0	47	0	0	0
18-20	15	0	0	15	0	0	0
21-24	24	0	0	24	0	0	0
25-34	49	0	0	49	0	0	0
35-44	25	0	0	25	0	0	0
45-54	10	0	0	10	0	0	0
55-64	1	0	0	1	0	0	0
65-74	2	0	0	2	0	0	0
Race							
White	139	0	0	139	0	0	0
Black	15	0	0	15	0	0	0
Native American	48	0	0	48	0	0	0
Hispanic	5	0	0	5	0	0	0
Two or More Races	15	0	0	15	0	0	0
Presenting Problem/Diagnosis							
Social Conditions	212	0	0	212	0	0	0
Deferred/No Diagnosis	10	0	0	10	0	0	0
County of Residence							
Atoka	10	0	0	10	0	0	0
Bryan	145	0	0	145	0	0	0
Carter	1	0	0	1	0	0	0
Coal	3	0	0	3	0	0	0
Johnston	13	0	0	13	0	0	0
Marshall	11	0	0	11	0	0	0
McCurtain	4	0	0	4	0	0	0
Pittsburgh	3	0	0	3	0	0	0
Pontotoc	1	0	0	1	0	0	0
Pushmataha	3	0	0	3	0	0	0
Tulsa	1	0	0	1	0	0	0
Washington	1	0	0	1	0	0	0
Out of State/Unknown	26	0	0	26	0	0	0
Other Indicators							
Homeless	52	0	0	52	0	0	0
Indigent	214	0	0	214	0	0	0
SMI (If ever)	28	0	0	28	0	0	0

Notes: Information in this table is based on data reported to DMHSAS as of 07/01/2002. The same client may be counted in more than one category, e.g., clients can receive services under more than one contract source, in more than one "County of Residence," or may have multiple "Other Indicators." Please see Definition page for other considerations.

Oklahoma Department of Mental Health and Substance Abuse Services

Counts of Admitted Clients Served by Funding Source for Each Agency During FY2002

CROSSROADS INCORPORATED

	Total	Funding Source					
		Mental Health	Substance Abuse	Domestic Violence	Residential Care	Medicaid	Other
Total							
Unduplicated Count	158	158	0	0	0	0	0
Sex							
Female	73	73	0	0	0	0	0
Male	85	85	0	0	0	0	0
Age							
18-20	4	4	0	0	0	0	0
21-24	7	7	0	0	0	0	0
25-34	36	36	0	0	0	0	0
35-44	53	53	0	0	0	0	0
45-54	43	43	0	0	0	0	0
55-64	11	11	0	0	0	0	0
65-74	4	4	0	0	0	0	0
Race							
White	115	115	0	0	0	0	0
Black	27	27	0	0	0	0	0
Native American	8	8	0	0	0	0	0
Hispanic	3	3	0	0	0	0	0
Two or More Races	5	5	0	0	0	0	0
Presenting Problem/Diagnosis							
Mood Disorder	68	68	0	0	0	0	0
Other Psychotic	86	86	0	0	0	0	0
Deferred/No Diagnosis	4	4	0	0	0	0	0
County of Residence							
Oklahoma	1	1	0	0	0	0	0
Tulsa	156	156	0	0	0	0	0
Washington	1	1	0	0	0	0	0
Other Indicators							
Custody of DOC	1	1	0	0	0	0	0
Homeless	2	2	0	0	0	0	0
Indigent	150	150	0	0	0	0	0
SMI (If ever)	158	158	0	0	0	0	0

Notes: Information in this table is based on data reported to DMHSAS as of 07/01/2002. The same client may be counted in more than one category, e.g., clients can receive services under more than one contract source, in more than one "County of Residence," or may have multiple "Other Indicators." Please see Definition page for other considerations.

Oklahoma Department of Mental Health and Substance Abuse Services

Counts of Admitted Clients Served by Funding Source for Each Agency During FY2002

D.V. PROGRAM OF N. CENTRAL OKLAHOMA

		Funding Source						
		Total	Mental Health	Substance Abuse	Domestic Violence	Residential Care	Medicaid Other	
Total	Unduplicated Count	327	0	0	327	0	0	0
Sex	Female	267	0	0	267	0	0	0
	Male	60	0	0	60	0	0	0
Age	0-04	44	0	0	44	0	0	0
	05-17	51	0	0	51	0	0	0
	18-20	21	0	0	21	0	0	0
	21-24	33	0	0	33	0	0	0
	25-34	67	0	0	67	0	0	0
	35-44	75	0	0	75	0	0	0
	45-54	28	0	0	28	0	0	0
	55-64	6	0	0	6	0	0	0
	65-74	2	0	0	2	0	0	0
Race	White	237	0	0	237	0	0	0
	Black	12	0	0	12	0	0	0
	Native American	45	0	0	45	0	0	0
	Hispanic	18	0	0	18	0	0	0
	Asian	3	0	0	3	0	0	0
	Two or More Races	12	0	0	12	0	0	0
Presenting Problem/Diagnosis	Social Conditions	326	0	0	326	0	0	0
	Unknown/Other	1	0	0	1	0	0	0
County of Residence	Ellis	1	0	0	1	0	0	0
	Kay	280	0	0	280	0	0	0
	McIntosh	1	0	0	1	0	0	0
	Noble	1	0	0	1	0	0	0
	Oklahoma	3	0	0	3	0	0	0
	Osage	13	0	0	13	0	0	0
	Pawnee	2	0	0	2	0	0	0
	Payne	9	0	0	9	0	0	0
	Texas	4	0	0	4	0	0	0
	Tulsa	1	0	0	1	0	0	0
	Washington	1	0	0	1	0	0	0
	Out of State/Unknown	11	0	0	11	0	0	0
Other Indicators	Custody of DOC	3	0	0	3	0	0	0
	Homeless	29	0	0	29	0	0	0
	Indigent	265	0	0	265	0	0	0
	SMI (If ever)	30	0	0	30	0	0	0

Notes: Information in this table is based on data reported to DMHSAS as of 07/01/2002. The same client may be counted in more than one category, e.g., clients can receive services under more than one contract source, in more than one "County of Residence," or may have multiple "Other Indicators." Please see Definition page for other considerations.

Oklahoma Department of Mental Health and Substance Abuse Services

Counts of Admitted Clients Served by Funding Source for Each Agency During FY2002

DIVORCE VISITATION ARBITRATION

	Total	Funding Source					
		Mental Health	Substance Abuse	Domestic Violence	Residential Care	Medicaid	Other
Total							
Unduplicated Count	80	80	0	0	0	0	0
Sex							
Female	43	43	0	0	0	0	0
Male	37	37	0	0	0	0	0
Age							
0-04	2	2	0	0	0	0	0
05-17	14	14	0	0	0	0	0
21-24	5	5	0	0	0	0	0
25-34	19	19	0	0	0	0	0
35-44	29	29	0	0	0	0	0
45-54	10	10	0	0	0	0	0
55-64	1	1	0	0	0	0	0
Race							
White	76	76	0	0	0	0	0
Black	3	3	0	0	0	0	0
Two or More Races	1	1	0	0	0	0	0
Presenting Problem/Diagnosis							
Social Conditions	79	79	0	0	0	0	0
Substance Related	1	1	0	0	0	0	0
County of Residence							
Creek	4	4	0	0	0	0	0
Harper	1	1	0	0	0	0	0
Kingfisher	2	2	0	0	0	0	0
Lincoln	8	8	0	0	0	0	0
Logan	2	2	0	0	0	0	0
Noble	4	4	0	0	0	0	0
Oklahoma	1	1	0	0	0	0	0
Osage	1	1	0	0	0	0	0
Payne	51	51	0	0	0	0	0
Tulsa	2	2	0	0	0	0	0
Out of State/Unknown	4	4	0	0	0	0	0
Other Indicators							
Any Alcohol/Drug Problem	3	3	0	0	0	0	0
Indigent	35	35	0	0	0	0	0
SMI (If ever)	2	2	0	0	0	0	0

Notes: Information in this table is based on data reported to DMHSAS as of 07/01/2002. The same client may be counted in more than one category, e.g., clients can receive services under more than one contract source, in more than one "County of Residence," or may have multiple "Other Indicators." Please see Definition page for other considerations.

Oklahoma Department of Mental Health and Substance Abuse Services

Counts of Admitted Clients Served by Funding Source for Each Agency During FY2002

DOMESTIC VIOL INTERVEN

	Total	Funding Source					
		Mental Health	Substance Abuse	Domestic Violence	Residential Care	Medicaid	Other
Total							
Unduplicated Count	1,072	0	177	768	0	0	220
Sex							
Female	623	0	0	608	0	0	40
Male	449	0	177	160	0	0	180
Age							
0-04	102	0	0	102	0	0	0
05-17	100	0	0	100	0	0	0
18-20	40	0	7	31	0	0	4
21-24	110	0	31	57	0	0	40
25-34	347	0	78	214	0	0	99
35-44	258	0	49	179	0	0	48
45-54	97	0	10	73	0	0	24
55-64	14	0	2	9	0	0	4
65-74	3	0	0	2	0	0	1
75-84	1	0	0	1	0	0	0
Race							
White	639	0	102	454	0	0	138
Black	230	0	41	170	0	0	40
Native American	86	0	12	65	0	0	18
Hispanic	74	0	19	41	0	0	18
Asian	7	0	1	5	0	0	2
Two or More Races	36	0	2	33	0	0	4
Presenting Problem/Diagnosis							
Alcohol Abuse	91	0	91	8	0	0	4
Developmental Disorder	2	0	0	2	0	0	1
Social Conditions	947	0	55	753	0	0	210
Substance Related	32	0	31	5	0	0	5
County of Residence							
Adair	1	0	0	1	0	0	0
Cherokee	4	0	0	4	0	0	0
Choctaw	1	0	0	1	0	0	0
Cleveland	4	0	0	4	0	0	0
Comanche	1	0	0	0	0	0	1
Creek	47	0	11	27	0	0	10
Delaware	1	0	0	1	0	0	0
Hughes	2	0	0	2	0	0	1
Kay	1	0	0	1	0	0	0
LeFlore	1	0	0	1	0	0	0
Lincoln	1	0	0	0	0	0	1
Mayes	10	0	0	8	0	0	3
McIntosh	1	0	0	1	0	0	0
Murray	1	0	0	0	0	0	1
Muskogee	9	0	0	9	0	0	0
Oklahoma	3	0	0	3	0	0	0
Okmulgee	6	0	2	3	0	0	3
Osage	11	0	1	9	0	0	2
Ottawa	1	0	0	1	0	0	0
Pawnee	2	0	1	1	0	0	0
Payne	1	0	0	1	0	0	0

Notes: Information in this table is based on data reported to DMHSAS as of 07/01/2002. The same client may be counted in more than one category, e.g., clients can receive services under more than one contract source, in more than one "County of Residence," or may have multiple "Other Indicators." Please see Definition page for other considerations.

Oklahoma Department of Mental Health and Substance Abuse Services

Counts of Admitted Clients Served by Funding Source for Each Agency During FY2002

DOMESTIC VIOL INTERVEN

	Funding Source						
	Total	Mental Health	Substance Abuse	Domestic Violence	Residential Care	Medicaid	Other
Pittsburgh	3	0	0	3	0	0	0
Pontotoc	2	0	0	2	0	0	0
Rogers	4	0	1	2	0	0	1
Seminole	1	0	0	1	0	0	0
Sequoyah	3	0	0	3	0	0	0
Stephens	1	0	1	0	0	0	0
Tillman	2	0	0	2	0	0	0
Tulsa	890	0	151	643	0	0	180
Wagoner	33	0	7	14	0	0	15
Washington	7	0	2	4	0	0	1
Washita	2	0	0	2	0	0	0
Woods	1	0	0	1	0	0	0
Out of State/Unknown	14	0	0	13	0	0	1
Other Indicators							
Any Alcohol/Drug Problem	189	0	135	63	0	0	18
Custody of DOC	2	0	0	2	0	0	0
Homeless	150	0	0	149	0	0	3
Indigent	980	0	167	730	0	0	163
SMI (If ever)	158	0	19	132	0	0	18

Notes: Information in this table is based on data reported to DMHSAS as of 07/01/2002. The same client may be counted in more than one category, e.g., clients can receive services under more than one contract source, in more than one "County of Residence," or may have multiple "Other Indicators." Please see Definition page for other considerations.

Oklahoma Department of Mental Health and Substance Abuse Services

Counts of Admitted Clients Served by Funding Source for Each Agency During FY2002

DON MENTZER FACILITY

	Total	Funding Source					
		Mental Health	Substance Abuse	Domestic Violence	Residential Care	Medicaid	Other
Total							
Unduplicated Count	36	0	0	0	36	0	0
Sex							
Female	11	0	0	0	11	0	0
Male	25	0	0	0	25	0	0
Age							
18-20	1	0	0	0	1	0	0
21-24	1	0	0	0	1	0	0
25-34	1	0	0	0	1	0	0
35-44	11	0	0	0	11	0	0
45-54	17	0	0	0	17	0	0
55-64	3	0	0	0	3	0	0
65-74	2	0	0	0	2	0	0
Race							
White	33	0	0	0	33	0	0
Black	1	0	0	0	1	0	0
Two or More Races	2	0	0	0	2	0	0
Presenting Problem/Diagnosis							
Mood Disorder	5	0	0	0	5	0	0
Other Psychotic	28	0	0	0	28	0	0
Social Conditions	2	0	0	0	2	0	0
Substance Related	1	0	0	0	1	0	0
County of Residence							
Craig	6	0	0	0	6	0	0
Sequoyah	26	0	0	0	26	0	0
Wagoner	4	0	0	0	4	0	0
Other Indicators							
Any Alcohol/Drug Problem	3	0	0	0	3	0	0
Indigent	33	0	0	0	33	0	0
SMI (If ever)	35	0	0	0	35	0	0

Notes: Information in this table is based on data reported to DMHSAS as of 07/01/2002. The same client may be counted in more than one category, e.g., clients can receive services under more than one contract source, in more than one "County of Residence," or may have multiple "Other Indicators." Please see Definition page for other considerations.

Oklahoma Department of Mental Health and Substance Abuse Services

Counts of Admitted Clients Served by Funding Source for Each Agency During FY2002

DOW RESIDENTIAL CARE HOME

	Total	Funding Source					
		Mental Health	Substance Abuse	Domestic Violence	Residential Care	Medicaid	Other
Total							
Unduplicated Count	31	0	0	0	31	0	0
Sex							
Female	17	0	0	0	17	0	0
Male	14	0	0	0	14	0	0
Age							
25-34	4	0	0	0	4	0	0
35-44	1	0	0	0	1	0	0
45-54	10	0	0	0	10	0	0
55-64	13	0	0	0	13	0	0
65-74	3	0	0	0	3	0	0
Race							
White	25	0	0	0	25	0	0
Black	2	0	0	0	2	0	0
Native American	4	0	0	0	4	0	0
Presenting Problem/Diagnosis							
Mood Disorder	4	0	0	0	4	0	0
Other Psychotic	6	0	0	0	6	0	0
Social Conditions	21	0	0	0	21	0	0
County of Residence							
Choctaw	3	0	0	0	3	0	0
LeFlore	1	0	0	0	1	0	0
Muskogee	2	0	0	0	2	0	0
Okfuskee	1	0	0	0	1	0	0
Pittsburgh	23	0	0	0	23	0	0
Wagoner	1	0	0	0	1	0	0
Other Indicators							
Any Alcohol/Drug Problem	1	0	0	0	1	0	0
Deaf and Hard Hearing	1	0	0	0	1	0	0
Homeless	1	0	0	0	1	0	0
Indigent	30	0	0	0	30	0	0
SMI (If ever)	30	0	0	0	30	0	0

Notes: Information in this table is based on data reported to DMHSAS as of 07/01/2002. The same client may be counted in more than one category, e.g., clients can receive services under more than one contract source, in more than one "County of Residence," or may have multiple "Other Indicators." Please see Definition page for other considerations.

Oklahoma Department of Mental Health and Substance Abuse Services

Counts of Admitted Clients Served by Funding Source for Each Agency During FY2002

DRUG RECOVERY, INC.

	Total	Funding Source					
		Mental Health	Substance Abuse	Domestic Violence	Residential Care	Medicaid	Other
Total							
Unduplicated Count	607	0	607	0	0	0	0
Sex							
Female	245	0	245	0	0	0	0
Male	362	0	362	0	0	0	0
Age							
05-17	148	0	148	0	0	0	0
18-20	44	0	44	0	0	0	0
21-24	51	0	51	0	0	0	0
25-34	132	0	132	0	0	0	0
35-44	158	0	158	0	0	0	0
45-54	61	0	61	0	0	0	0
55-64	12	0	12	0	0	0	0
65-74	1	0	1	0	0	0	0
Race							
White	421	0	421	0	0	0	0
Black	112	0	112	0	0	0	0
Native American	54	0	54	0	0	0	0
Hispanic	18	0	18	0	0	0	0
Asian	1	0	1	0	0	0	0
Two or More Races	1	0	1	0	0	0	0
Presenting Problem/Diagnosis							
Alcohol Abuse	52	0	52	0	0	0	0
Substance Related	555	0	555	0	0	0	0
County of Residence							
Beckham	4	0	4	0	0	0	0
Bryan	1	0	1	0	0	0	0
Caddo	16	0	16	0	0	0	0
Canadian	22	0	22	0	0	0	0
Carter	4	0	4	0	0	0	0
Cimarron	1	0	1	0	0	0	0
Cleveland	30	0	30	0	0	0	0
Coal	1	0	1	0	0	0	0
Comanche	2	0	2	0	0	0	0
Creek	4	0	4	0	0	0	0
Custer	4	0	4	0	0	0	0
Ellis	2	0	2	0	0	0	0
Garfield	1	0	1	0	0	0	0
Garvin	3	0	3	0	0	0	0
Grady	37	0	37	0	0	0	0
Greer	2	0	2	0	0	0	0
Hughes	5	0	5	0	0	0	0
Jackson	2	0	2	0	0	0	0
Kay	1	0	1	0	0	0	0
Kingfisher	5	0	5	0	0	0	0
Kiowa	6	0	6	0	0	0	0
Latimer	1	0	1	0	0	0	0
LeFlore	2	0	2	0	0	0	0
Lincoln	2	0	2	0	0	0	0
Logan	1	0	1	0	0	0	0

Notes: Information in this table is based on data reported to DMHSAS as of 07/01/2002. The same client may be counted in more than one category, e.g., clients can receive services under more than one contract source, in more than one "County of Residence," or may have multiple "Other Indicators." Please see Definition page for other considerations.

Oklahoma Department of Mental Health and Substance Abuse Services

Counts of Admitted Clients Served by Funding Source for Each Agency During FY2002

DRUG RECOVERY, INC.

	Funding Source						
	Total	Mental Health	Substance Abuse	Domestic Violence	Residential Care	Medicaid	Other
Love	1	0	1	0	0	0	0
Major	1	0	1	0	0	0	0
Marshall	1	0	1	0	0	0	0
McClain	11	0	11	0	0	0	0
McCurtain	4	0	4	0	0	0	0
Murray	1	0	1	0	0	0	0
Muskogee	2	0	2	0	0	0	0
Okfuskee	1	0	1	0	0	0	0
Oklahoma	345	0	345	0	0	0	0
Okmulgee	1	0	1	0	0	0	0
Osage	5	0	5	0	0	0	0
Payne	1	0	1	0	0	0	0
Pontotoc	2	0	2	0	0	0	0
Pottawatomie	3	0	3	0	0	0	0
Roger Mills	1	0	1	0	0	0	0
Rogers	1	0	1	0	0	0	0
Seminole	7	0	7	0	0	0	0
Sequoyah	2	0	2	0	0	0	0
Stephens	8	0	8	0	0	0	0
Tillman	2	0	2	0	0	0	0
Tulsa	39	0	39	0	0	0	0
Wagoner	1	0	1	0	0	0	0
Washington	2	0	2	0	0	0	0
Washita	1	0	1	0	0	0	0
Woods	2	0	2	0	0	0	0
Woodward	1	0	1	0	0	0	0
Out of State/Unknown	2	0	2	0	0	0	0
Other Indicators							
Any Alcohol/Drug Problem	607	0	607	0	0	0	0
Deaf and Hard Hearing	2	0	2	0	0	0	0
Homeless	9	0	9	0	0	0	0
Indigent	550	0	550	0	0	0	0
SMI (If ever)	90	0	90	0	0	0	0

Notes: Information in this table is based on data reported to DMHSAS as of 07/01/2002. The same client may be counted in more than one category, e.g., clients can receive services under more than one contract source, in more than one "County of Residence," or may have multiple "Other Indicators." Please see Definition page for other considerations.

Oklahoma Department of Mental Health and Substance Abuse Services

Counts of Admitted Clients Served by Funding Source for Each Agency During FY2002

DUNCAN COMMUNITY RESIDENCE INC

	Total	Funding Source					
		Mental Health	Substance Abuse	Domestic Violence	Residential Care	Medicaid	Other
Total							
Unduplicated Count	35	0	0	0	35	0	0
Sex							
Female	17	0	0	0	17	0	0
Male	18	0	0	0	18	0	0
Age							
18-20	1	0	0	0	1	0	0
21-24	2	0	0	0	2	0	0
25-34	8	0	0	0	8	0	0
35-44	7	0	0	0	7	0	0
45-54	12	0	0	0	12	0	0
55-64	4	0	0	0	4	0	0
65-74	1	0	0	0	1	0	0
Race							
White	32	0	0	0	32	0	0
Native American	1	0	0	0	1	0	0
Two or More Races	2	0	0	0	2	0	0
Presenting Problem/Diagnosis							
Mood Disorder	5	0	0	0	5	0	0
Other Psychotic	27	0	0	0	27	0	0
Deferred/No Diagnosis	3	0	0	0	3	0	0
County of Residence							
Carter	1	0	0	0	1	0	0
Cleveland	1	0	0	0	1	0	0
Comanche	8	0	0	0	8	0	0
Craig	1	0	0	0	1	0	0
Custer	1	0	0	0	1	0	0
Grady	3	0	0	0	3	0	0
Lincoln	1	0	0	0	1	0	0
Oklahoma	1	0	0	0	1	0	0
Pontotoc	1	0	0	0	1	0	0
Stephens	16	0	0	0	16	0	0
Woodward	1	0	0	0	1	0	0
Other Indicators							
Custody of DOC	1	0	0	0	1	0	0
Homeless	1	0	0	0	1	0	0
Indigent	35	0	0	0	35	0	0
SMI (If ever)	35	0	0	0	35	0	0

Notes: Information in this table is based on data reported to DMHSAS as of 07/01/2002. The same client may be counted in more than one category, e.g., clients can receive services under more than one contract source, in more than one "County of Residence," or may have multiple "Other Indicators." Please see Definition page for other considerations.

Oklahoma Department of Mental Health and Substance Abuse Services

Counts of Admitted Clients Served by Funding Source for Each Agency During FY2002

EAGLE RIDGE INSTITUTE

	Total	Funding Source					
		Mental Health	Substance Abuse	Domestic Violence	Residential Care	Medicaid	Other
Total							
Unduplicated Count	186	0	186	0	0	0	0
Sex							
Female	114	0	114	0	0	0	0
Male	72	0	72	0	0	0	0
Age							
0-04	23	0	23	0	0	0	0
05-17	25	0	25	0	0	0	0
18-20	1	0	1	0	0	0	0
21-24	22	0	22	0	0	0	0
25-34	54	0	54	0	0	0	0
35-44	48	0	48	0	0	0	0
45-54	13	0	13	0	0	0	0
Race							
White	111	0	111	0	0	0	0
Black	32	0	32	0	0	0	0
Native American	20	0	20	0	0	0	0
Hispanic	2	0	2	0	0	0	0
Asian	1	0	1	0	0	0	0
Two or More Races	20	0	20	0	0	0	0
Presenting Problem/Diagnosis							
Alcohol Abuse	21	0	21	0	0	0	0
Developmental Disorder	2	0	2	0	0	0	0
Mood Disorder	1	0	1	0	0	0	0
Other Non-Psychotic	4	0	4	0	0	0	0
Social Conditions	41	0	41	0	0	0	0
Substance Related	117	0	117	0	0	0	0
County of Residence							
Caddo	3	0	3	0	0	0	0
Carter	7	0	7	0	0	0	0
Cherokee	28	0	28	0	0	0	0
Cimarron	1	0	1	0	0	0	0
Cleveland	1	0	1	0	0	0	0
Grady	2	0	2	0	0	0	0
Greer	4	0	4	0	0	0	0
Haskell	1	0	1	0	0	0	0
Hughes	4	0	4	0	0	0	0
Jackson	5	0	5	0	0	0	0
Kay	1	0	1	0	0	0	0
Lincoln	1	0	1	0	0	0	0
Logan	7	0	7	0	0	0	0
McCurtain	3	0	3	0	0	0	0
Muskogee	3	0	3	0	0	0	0
Oklahoma	65	0	65	0	0	0	0
Pontotoc	1	0	1	0	0	0	0
Seminole	3	0	3	0	0	0	0
Tillman	1	0	1	0	0	0	0
Tulsa	3	0	3	0	0	0	0
Wagoner	40	0	40	0	0	0	0
Washington	2	0	2	0	0	0	0

Notes: Information in this table is based on data reported to DMHSAS as of 07/01/2002. The same client may be counted in more than one category, e.g., clients can receive services under more than one contract source, in more than one "County of Residence," or may have multiple "Other Indicators." Please see Definition page for other considerations.

Oklahoma Department of Mental Health and Substance Abuse Services

Counts of Admitted Clients Served by Funding Source for Each Agency During FY2002

EAGLE RIDGE INSTITUTE

	Total	Funding Source					
		Mental Health	Substance Abuse	Domestic Violence	Residential Care	Medicaid	Other
Other Indicators							
Any Alcohol/Drug Problem	138	0	138	0	0	0	0
Custody of DHS	17	0	17	0	0	0	0
Homeless	15	0	15	0	0	0	0
Indigent	169	0	169	0	0	0	0
SMI (If ever)	28	0	28	0	0	0	0

Notes: Information in this table is based on data reported to DMHSAS as of 07/01/2002. The same client may be counted in more than one category, e.g., clients can receive services under more than one contract source, in more than one "County of Residence," or may have multiple "Other Indicators." Please see Definition page for other considerations.

Oklahoma Department of Mental Health and Substance Abuse Services

Counts of Admitted Clients Served by Funding Source for Each Agency During FY2002

EASTERN STATE HOSPITAL

	Total	Funding Source					
		Mental Health	Substance Abuse	Domestic Violence	Residential Care	Medicaid	Other
Total							
Unduplicated Count	403	403	0	0	0	0	1
Sex							
Female	69	69	0	0	0	0	0
Male	334	334	0	0	0	0	1
Age							
05-17	1	1	0	0	0	0	0
18-20	16	16	0	0	0	0	0
21-24	41	41	0	0	0	0	0
25-34	100	100	0	0	0	0	0
35-44	128	128	0	0	0	0	1
45-54	81	81	0	0	0	0	0
55-64	26	26	0	0	0	0	0
65-74	9	9	0	0	0	0	0
75-84	1	1	0	0	0	0	0
Race							
White	242	242	0	0	0	0	1
Black	116	116	0	0	0	0	0
Native American	36	36	0	0	0	0	0
Hispanic	6	6	0	0	0	0	0
Asian	2	2	0	0	0	0	0
Two or More Races	1	1	0	0	0	0	0
Presenting Problem/Diagnosis							
Alcohol Abuse	16	16	0	0	0	0	0
Developmental Disorder	20	20	0	0	0	0	0
Mood Disorder	93	93	0	0	0	0	0
Non Alcohol/Drug Related Organic	5	5	0	0	0	0	0
Other Non-Psychotic	22	22	0	0	0	0	0
Other Psychotic	123	123	0	0	0	0	1
Personality Disorder	4	4	0	0	0	0	0
Schizophrenia	99	99	0	0	0	0	0
Social Conditions	7	7	0	0	0	0	0
Substance Related	14	14	0	0	0	0	0
County of Residence							
Adair	1	1	0	0	0	0	0
Atoka	2	2	0	0	0	0	0
Beckham	7	7	0	0	0	0	0
Blaine	1	1	0	0	0	0	0
Bryan	4	4	0	0	0	0	0
Caddo	7	7	0	0	0	0	0
Canadian	2	2	0	0	0	0	0
Carter	9	9	0	0	0	0	0
Cherokee	2	2	0	0	0	0	0
Choctaw	2	2	0	0	0	0	0
Cleveland	13	13	0	0	0	0	0
Coal	1	1	0	0	0	0	0
Comanche	8	8	0	0	0	0	0
Cotton	1	1	0	0	0	0	0
Craig	12	12	0	0	0	0	0
Creek	13	13	0	0	0	0	0

Notes: Information in this table is based on data reported to DMHSAS as of 07/01/2002. The same client may be counted in more than one category, e.g., clients can receive services under more than one contract source, in more than one "County of Residence," or may have multiple "Other Indicators." Please see Definition page for other considerations.

Oklahoma Department of Mental Health and Substance Abuse Services

Counts of Admitted Clients Served by Funding Source for Each Agency During FY2002

EASTERN STATE HOSPITAL

	Total	Funding Source					
		Mental Health	Substance Abuse	Domestic Violence	Residential Care	Medicaid	Other
Custer	3	3	0	0	0	0	0
Delaware	6	6	0	0	0	0	0
Garfield	3	3	0	0	0	0	0
Garvin	3	3	0	0	0	0	0
Grady	13	13	0	0	0	0	0
Harmon	2	2	0	0	0	0	0
Haskell	2	2	0	0	0	0	0
Jackson	2	2	0	0	0	0	0
Jefferson	1	1	0	0	0	0	0
Kay	3	3	0	0	0	0	0
Latimer	1	1	0	0	0	0	0
LeFlore	14	14	0	0	0	0	0
Lincoln	3	3	0	0	0	0	0
Logan	3	3	0	0	0	0	0
Love	1	1	0	0	0	0	0
Marshall	1	1	0	0	0	0	0
Mayes	3	3	0	0	0	0	0
McClain	2	2	0	0	0	0	0
McCurtain	11	11	0	0	0	0	0
McIntosh	2	2	0	0	0	0	0
Murray	1	1	0	0	0	0	0
Muskogee	11	11	0	0	0	0	0
Okfuskee	1	1	0	0	0	0	0
Oklahoma	87	87	0	0	0	0	0
Okmulgee	4	4	0	0	0	0	0
Osage	3	3	0	0	0	0	0
Ottawa	7	7	0	0	0	0	0
Pawnee	1	1	0	0	0	0	0
Payne	7	7	0	0	0	0	0
Pittsburgh	5	5	0	0	0	0	0
Pontotoc	2	2	0	0	0	0	0
Pottawatomie	9	9	0	0	0	0	0
Pushmataha	3	3	0	0	0	0	0
Roger Mills	2	2	0	0	0	0	0
Rogers	1	1	0	0	0	0	0
Seminole	4	4	0	0	0	0	0
Sequoyah	10	10	0	0	0	0	0
Stephens	7	7	0	0	0	0	0
Tillman	2	2	0	0	0	0	0
Tulsa	61	61	0	0	0	0	0
Wagoner	1	1	0	0	0	0	0
Washington	7	7	0	0	0	0	1
Woodward	1	1	0	0	0	0	0
Out of State/Unknown	2	2	0	0	0	0	0
Other Indicators							
Any Alcohol/Drug Problem	174	174	0	0	0	0	0
Custody of DOC	3	3	0	0	0	0	0
Deaf and Hard Hearing	5	5	0	0	0	0	0
Dual Diagnosis	113	113	0	0	0	0	0
Homeless	7	7	0	0	0	0	0
Indigent	400	400	0	0	0	0	1
SMI (If ever)	347	347	0	0	0	0	1

Notes: Information in this table is based on data reported to DMHSAS as of 07/01/2002. The same client may be counted in more than one category, e.g., clients can receive services under more than one contract source, in more than one "County of Residence," or may have multiple "Other Indicators." Please see Definition page for other considerations.

Oklahoma Department of Mental Health and Substance Abuse Services

Counts of Admitted Clients Served by Funding Source for Each Agency During FY2002

EDMOND FAMILY SERVICES, INC.

	Total	Funding Source					Other
		Mental Health	Substance Abuse	Domestic Violence	Residential Care	Medicaid	
Total							
Unduplicated Count	96	0	96	0	0	0	0
Sex							
Female	48	0	48	0	0	0	0
Male	48	0	48	0	0	0	0
Age							
05-17	41	0	41	0	0	0	0
18-20	16	0	16	0	0	0	0
21-24	12	0	12	0	0	0	0
25-34	15	0	15	0	0	0	0
35-44	10	0	10	0	0	0	0
45-54	2	0	2	0	0	0	0
Race							
White	87	0	87	0	0	0	0
Black	3	0	3	0	0	0	0
Native American	2	0	2	0	0	0	0
Hispanic	1	0	1	0	0	0	0
Asian	1	0	1	0	0	0	0
Two or More Races	2	0	2	0	0	0	0
Presenting Problem/Diagnosis							
Alcohol Abuse	23	0	23	0	0	0	0
Social Conditions	23	0	23	0	0	0	0
Substance Related	50	0	50	0	0	0	0
County of Residence							
Canadian	1	0	1	0	0	0	0
Lincoln	1	0	1	0	0	0	0
Logan	8	0	8	0	0	0	0
Oklahoma	86	0	86	0	0	0	0
Other Indicators							
Any Alcohol/Drug Problem	77	0	77	0	0	0	0
Custody of DOC	1	0	1	0	0	0	0
Homeless	1	0	1	0	0	0	0
Indigent	96	0	96	0	0	0	0
SMI (If ever)	7	0	7	0	0	0	0

Notes: Information in this table is based on data reported to DMHSAS as of 07/01/2002. The same client may be counted in more than one category, e.g., clients can receive services under more than one contract source, in more than one "County of Residence," or may have multiple "Other Indicators." Please see Definition page for other considerations.

Oklahoma Department of Mental Health and Substance Abuse Services

Counts of Admitted Clients Served by Funding Source for Each Agency During FY2002

EDNA LEE'S RESIDENTIAL CARE

	Total	Funding Source					
		Mental Health	Substance Abuse	Domestic Violence	Residential Care	Medicaid	Other
Total							
Unduplicated Count	82	0	0	0	82	0	0
Sex							
Female	35	0	0	0	35	0	0
Male	47	0	0	0	47	0	0
Age							
21-24	2	0	0	0	2	0	0
25-34	11	0	0	0	11	0	0
35-44	16	0	0	0	16	0	0
45-54	23	0	0	0	23	0	0
55-64	15	0	0	0	15	0	0
65-74	13	0	0	0	13	0	0
75-84	2	0	0	0	2	0	0
Race							
White	68	0	0	0	68	0	0
Black	8	0	0	0	8	0	0
Native American	5	0	0	0	5	0	0
Two or More Races	1	0	0	0	1	0	0
Presenting Problem/Diagnosis							
Developmental Disorder	18	0	0	0	18	0	0
Mood Disorder	26	0	0	0	26	0	0
Other Psychotic	9	0	0	0	9	0	0
Social Conditions	11	0	0	0	11	0	0
Unknown/Other	5	0	0	0	5	0	0
Deferred/No Diagnosis	13	0	0	0	13	0	0
County of Residence							
Craig	53	0	0	0	53	0	0
LeFlore	6	0	0	0	6	0	0
Mayes	4	0	0	0	4	0	0
Nowata	1	0	0	0	1	0	0
Oklahoma	1	0	0	0	1	0	0
Okmulgee	1	0	0	0	1	0	0
Ottawa	4	0	0	0	4	0	0
Rogers	2	0	0	0	2	0	0
Tulsa	9	0	0	0	9	0	0
Washington	1	0	0	0	1	0	0
Other Indicators							
Any Alcohol/Drug Problem	4	0	0	0	4	0	0
Homeless	1	0	0	0	1	0	0
Indigent	82	0	0	0	82	0	0
SMI (If ever)	82	0	0	0	82	0	0

Notes: Information in this table is based on data reported to DMHSAS as of 07/01/2002. The same client may be counted in more than one category, e.g., clients can receive services under more than one contract source, in more than one "County of Residence," or may have multiple "Other Indicators." Please see Definition page for other considerations.

Oklahoma Department of Mental Health and Substance Abuse Services

Counts of Admitted Clients Served by Funding Source for Each Agency During FY2002

EDWIN FAIR CMHC

	Total	Funding Source					
		Mental Health	Substance Abuse	Domestic Violence	Residential Care	Medicaid	Other
Total							
Unduplicated Count	1,608	1,209	115	0	0	518	0
Sex							
Female	885	643	37	0	0	354	0
Male	723	566	78	0	0	164	0
Age							
0-04	2	2	0	0	0	0	0
05-17	150	147	0	0	0	3	0
18-20	75	66	6	0	0	7	0
21-24	136	112	14	0	0	33	0
25-34	375	286	40	0	0	108	0
35-44	393	276	40	0	0	151	0
45-54	272	194	15	0	0	109	0
55-64	128	89	0	0	0	63	0
65-74	37	19	0	0	0	20	0
75-84	31	14	0	0	0	19	0
85+	9	4	0	0	0	5	0
Race							
White	1,393	1,052	84	0	0	461	0
Black	50	34	14	0	0	10	0
Native American	104	75	9	0	0	35	0
Hispanic	18	12	3	0	0	7	0
Asian	4	3	1	0	0	0	0
Two or More Races	39	33	4	0	0	5	0
Presenting Problem/Diagnosis							
Alcohol Abuse	49	18	31	0	0	7	0
Developmental Disorder	91	88	0	0	0	4	0
Mood Disorder	833	659	16	0	0	276	0
Non Alcohol/Drug Related Organic	11	8	0	0	0	4	0
Other Non-Psychotic	190	156	2	0	0	43	0
Other Psychotic	167	126	0	0	0	73	0
Personality Disorder	1	1	0	0	0	0	0
Schizophrenia	164	107	1	0	0	100	0
Social Conditions	16	14	1	0	0	2	0
Substance Related	86	32	64	0	0	9	0
County of Residence							
Adair	1	1	0	0	0	0	0
Beckham	1	0	0	0	0	1	0
Creek	3	1	0	0	0	2	0
Dewey	1	1	0	0	0	1	0
Garfield	3	3	0	0	0	0	0
Garvin	1	1	0	0	0	0	0
Grant	3	2	0	0	0	1	0
Harper	2	2	0	0	0	0	0
Jackson	1	1	1	0	0	0	0
Kay	706	502	100	0	0	216	0
Lincoln	5	4	0	0	0	1	0
Logan	3	3	0	0	0	1	0
Noble	72	52	1	0	0	26	0
Osage	186	145	8	0	0	45	0

Notes: Information in this table is based on data reported to DMHSAS as of 07/01/2002. The same client may be counted in more than one category, e.g., clients can receive services under more than one contract source, in more than one "County of Residence," or may have multiple "Other Indicators." Please see Definition page for other considerations.

Oklahoma Department of Mental Health and Substance Abuse Services

Counts of Admitted Clients Served by Funding Source for Each Agency During FY2002

EDWIN FAIR CMHC

	Total	Funding Source					
		Mental Health	Substance Abuse	Domestic Violence	Residential Care	Medicaid	Other
Pawnee	103	79	0	0	0	39	0
Payne	508	403	5	0	0	185	0
Washita	2	2	0	0	0	0	0
Out of State/Unknown	7	7	0	0	0	0	0
Other Indicators							
Any Alcohol/Drug Problem	457	313	110	0	0	127	0
Custody of DHS	15	14	0	0	0	1	0
Custody of DOC	44	10	36	0	0	2	0
Custody of OJA	4	4	0	0	0	0	0
Deaf and Hard Hearing	7	3	0	0	0	6	0
Dual Diagnosis	181	146	14	0	0	67	0
Homeless	18	16	0	0	0	4	0
Indigent	1,561	1,164	113	0	0	516	0
SED (6-17)	99	96	0	0	0	3	0
SMI (If ever)	1,188	881	43	0	0	483	0

Notes: Information in this table is based on data reported to DMHSAS as of 07/01/2002. The same client may be counted in more than one category, e.g., clients can receive services under more than one contract source, in more than one "County of Residence," or may have multiple "Other Indicators." Please see Definition page for other considerations.

Oklahoma Department of Mental Health and Substance Abuse Services

Counts of Admitted Clients Served by Funding Source for Each Agency During FY2002

EL RENO RESIDENTIAL CARE HOME

	Total	Funding Source					
		Mental Health	Substance Abuse	Domestic Violence	Residential Care	Medicaid	Other
Total							
Unduplicated Count	41	0	0	0	41	0	0
Sex							
Female	12	0	0	0	12	0	0
Male	29	0	0	0	29	0	0
Age							
18-20	1	0	0	0	1	0	0
21-24	4	0	0	0	4	0	0
25-34	4	0	0	0	4	0	0
35-44	10	0	0	0	10	0	0
45-54	11	0	0	0	11	0	0
55-64	9	0	0	0	9	0	0
65-74	2	0	0	0	2	0	0
Race							
White	36	0	0	0	36	0	0
Black	5	0	0	0	5	0	0
Presenting Problem/Diagnosis							
Social Conditions	40	0	0	0	40	0	0
Deferred/No Diagnosis	1	0	0	0	1	0	0
County of Residence							
Canadian	39	0	0	0	39	0	0
Oklahoma	1	0	0	0	1	0	0
Payne	1	0	0	0	1	0	0
Other Indicators							
Indigent	32	0	0	0	32	0	0
SMI (If ever)	41	0	0	0	41	0	0

Notes: Information in this table is based on data reported to DMHSAS as of 07/01/2002. The same client may be counted in more than one category, e.g., clients can receive services under more than one contract source, in more than one "County of Residence," or may have multiple "Other Indicators." Please see Definition page for other considerations.

Oklahoma Department of Mental Health and Substance Abuse Services

Counts of Admitted Clients Served by Funding Source for Each Agency During FY2002

FAIR OAKS

	Total	Funding Source					
		Mental Health	Substance Abuse	Domestic Violence	Residential Care	Medicaid	Other
Total							
Unduplicated Count	17	0	0	0	17	0	0
Sex							
Male	17	0	0	0	17	0	0
Age							
21-24	1	0	0	0	1	0	0
25-34	1	0	0	0	1	0	0
35-44	3	0	0	0	3	0	0
45-54	6	0	0	0	6	0	0
55-64	2	0	0	0	2	0	0
65-74	1	0	0	0	1	0	0
75-84	3	0	0	0	3	0	0
Race							
White	16	0	0	0	16	0	0
Native American	1	0	0	0	1	0	0
Presenting Problem/Diagnosis							
Alcohol Abuse	5	0	0	0	5	0	0
Mood Disorder	10	0	0	0	10	0	0
Social Conditions	1	0	0	0	1	0	0
Deferred/No Diagnosis	1	0	0	0	1	0	0
County of Residence							
Choctaw	1	0	0	0	1	0	0
Cotton	1	0	0	0	1	0	0
Craig	3	0	0	0	3	0	0
Delaware	4	0	0	0	4	0	0
Mayes	5	0	0	0	5	0	0
Oklahoma	1	0	0	0	1	0	0
Rogers	1	0	0	0	1	0	0
Sequoyah	1	0	0	0	1	0	0
Other Indicators							
Any Alcohol/Drug Problem	5	0	0	0	5	0	0
Indigent	12	0	0	0	12	0	0
SMI (If ever)	17	0	0	0	17	0	0

Notes: Information in this table is based on data reported to DMHSAS as of 07/01/2002. The same client may be counted in more than one category, e.g., clients can receive services under more than one contract source, in more than one "County of Residence," or may have multiple "Other Indicators." Please see Definition page for other considerations.

Oklahoma Department of Mental Health and Substance Abuse Services

Counts of Admitted Clients Served by Funding Source for Each Agency During FY2002

FAMILY & CHILDREN'S SERVICES

	Total	Funding Source					
		Mental Health	Substance Abuse	Domestic Violence	Residential Care	Medicaid	Other
Total							
Unduplicated Count	1,294	1,193	0	0	0	122	0
Sex							
Female	666	589	0	0	0	87	0
Male	628	604	0	0	0	35	0
Age							
0-04	2	2	0	0	0	0	0
05-17	74	74	0	0	0	0	0
18-20	47	47	0	0	0	0	0
21-24	112	107	0	0	0	5	0
25-34	304	294	0	0	0	16	0
35-44	379	364	0	0	0	22	0
45-54	265	235	0	0	0	34	0
55-64	84	67	0	0	0	21	0
65-74	17	2	0	0	0	15	0
75-84	10	1	0	0	0	9	0
Race							
White	980	904	0	0	0	90	0
Black	152	142	0	0	0	17	0
Native American	65	54	0	0	0	11	0
Hispanic	40	40	0	0	0	0	0
Asian	4	4	0	0	0	0	0
Two or More Races	53	49	0	0	0	4	0
Presenting Problem/Diagnosis							
Alcohol Abuse	9	9	0	0	0	0	0
Developmental Disorder	75	75	0	0	0	1	0
Mood Disorder	807	739	0	0	0	78	0
Non Alcohol/Drug Related Organic	7	6	0	0	0	1	0
Other Non-Psychotic	176	154	0	0	0	24	0
Other Psychotic	76	74	0	0	0	8	0
Personality Disorder	2	2	0	0	0	0	0
Schizophrenia	113	106	0	0	0	9	0
Social Conditions	13	13	0	0	0	0	0
Substance Related	16	15	0	0	0	1	0
County of Residence							
Creek	1	1	0	0	0	0	0
Muskogee	3	3	0	0	0	0	0
Osage	1	1	0	0	0	0	0
Rogers	3	3	0	0	0	0	0
Texas	1	1	0	0	0	0	0
Tillman	2	2	0	0	0	0	0
Tulsa	1,281	1,180	0	0	0	122	0
Wagoner	2	2	0	0	0	0	0
Other Indicators							
Any Alcohol/Drug Problem	459	456	0	0	0	6	0
Custody of DHS	2	2	0	0	0	0	0
Custody of DOC	25	25	0	0	0	1	0
Custody of OJA	1	1	0	0	0	0	0
Deaf and Hard Hearing	2	2	0	0	0	1	0
Dual Diagnosis	118	117	0	0	0	2	0

Notes: Information in this table is based on data reported to DMHSAS as of 07/01/2002. The same client may be counted in more than one category, e.g., clients can receive services under more than one contract source, in more than one "County of Residence," or may have multiple "Other Indicators." Please see Definition page for other considerations.

Oklahoma Department of Mental Health and Substance Abuse Services

Counts of Admitted Clients Served by Funding Source for Each Agency During FY2002

FAMILY & CHILDREN'S SERVICES

	Funding Source						
	Total	Mental Health	Substance Abuse	Domestic Violence	Residential Care	Medicaid	Other
Homeless	283	282	0	0	0	6	0
Indigent	1,282	1,183	0	0	0	120	0
SED (6-17)	4	4	0	0	0	0	0
SMI (If ever)	1,195	1,094	0	0	0	122	0

Notes: Information in this table is based on data reported to DMHSAS as of 07/01/2002. The same client may be counted in more than one category, e.g., clients can receive services under more than one contract source, in more than one "County of Residence," or may have multiple "Other Indicators." Please see Definition page for other considerations.

Oklahoma Department of Mental Health and Substance Abuse Services

Counts of Admitted Clients Served by Funding Source for Each Agency During FY2002

FAMILY CRISIS & COUNSELING CTR

	Total	Funding Source					Other
		Mental Health	Substance Abuse	Domestic Violence	Residential Care	Medicaid	
Total							
Unduplicated Count	663	0	0	533	0	0	221
Sex							
Female	436	0	0	395	0	0	96
Male	227	0	0	138	0	0	125
Age							
0-04	32	0	0	26	0	0	11
05-17	72	0	0	65	0	0	8
18-20	42	0	0	34	0	0	16
21-24	81	0	0	65	0	0	28
25-34	190	0	0	149	0	0	67
35-44	174	0	0	140	0	0	65
45-54	58	0	0	44	0	0	22
55-64	9	0	0	7	0	0	2
65-74	3	0	0	1	0	0	2
75-84	2	0	0	2	0	0	0
Race							
White	451	0	0	387	0	0	101
Black	26	0	0	19	0	0	9
Native American	90	0	0	66	0	0	50
Hispanic	9	0	0	7	0	0	2
Asian	2	0	0	1	0	0	1
Two or More Races	85	0	0	53	0	0	58
Presenting Problem/Diagnosis							
Mood Disorder	5	0	0	5	0	0	0
Other Psychotic	3	0	0	3	0	0	2
Social Conditions	654	0	0	524	0	0	219
Deferred/No Diagnosis	1	0	0	1	0	0	0
County of Residence							
Cleveland	2	0	0	2	0	0	2
Craig	1	0	0	1	0	0	0
Delaware	2	0	0	2	0	0	0
Kay	1	0	0	1	0	0	0
LeFlore	3	0	0	3	0	0	0
Nowata	80	0	0	59	0	0	36
Okfuskee	1	0	0	0	0	0	1
Osage	18	0	0	12	0	0	6
Ottawa	4	0	0	1	0	0	4
Pawnee	4	0	0	4	0	0	0
Payne	2	0	0	2	0	0	0
Rogers	4	0	0	2	0	0	2
Tulsa	8	0	0	7	0	0	3
Washington	509	0	0	415	0	0	162
Out of State/Unknown	24	0	0	22	0	0	5
Other Indicators							
Custody of DOC	10	0	0	4	0	0	6
Deaf and Hard Hearing	2	0	0	2	0	0	0
Homeless	58	0	0	53	0	0	12
Indigent	580	0	0	472	0	0	184
SMI (If ever)	71	0	0	60	0	0	18

Notes: Information in this table is based on data reported to DMHSAS as of 07/01/2002. The same client may be counted in more than one category, e.g., clients can receive services under more than one contract source, in more than one "County of Residence," or may have multiple "Other Indicators." Please see Definition page for other considerations.

Oklahoma Department of Mental Health and Substance Abuse Services

Counts of Admitted Clients Served by Funding Source for Each Agency During FY2002

FAMILY CRISIS CTR, INC.

	Total	Funding Source					
		Mental Health	Substance Abuse	Domestic Violence	Residential Care	Medicaid	Other
Total							
Unduplicated Count	593	0	152	510	0	0	0
Sex							
Female	323	0	46	301	0	0	0
Male	270	0	106	209	0	0	0
Age							
0-04	27	0	0	27	0	0	0
05-17	58	0	0	58	0	0	0
18-20	41	0	14	32	0	0	0
21-24	85	0	24	71	0	0	0
25-34	177	0	49	151	0	0	0
35-44	137	0	46	113	0	0	0
45-54	55	0	16	45	0	0	0
55-64	13	0	3	13	0	0	0
Race							
White	413	0	90	363	0	0	0
Black	25	0	2	24	0	0	0
Native American	113	0	43	90	0	0	0
Hispanic	16	0	5	15	0	0	0
Asian	1	0	0	1	0	0	0
Two or More Races	25	0	12	17	0	0	0
Presenting Problem/Diagnosis							
Alcohol Abuse	23	0	23	5	0	0	0
Mood Disorder	6	0	0	6	0	0	0
Social Conditions	473	0	40	470	0	0	0
Substance Related	91	0	89	29	0	0	0
County of Residence							
Atoka	4	0	0	4	0	0	0
Carter	4	0	0	4	0	0	0
Cleveland	2	0	0	2	0	0	0
Coal	23	0	2	23	0	0	0
Custer	1	0	0	1	0	0	0
Garvin	94	0	1	94	0	0	0
Grady	3	0	0	3	0	0	0
Hughes	4	0	0	4	0	0	0
Johnston	8	0	1	8	0	0	0
Kiowa	4	0	0	4	0	0	0
Marshall	1	0	0	1	0	0	0
Mayes	1	0	0	1	0	0	0
McClain	7	0	0	7	0	0	0
McCurtain	1	0	0	1	0	0	0
Murray	8	0	1	8	0	0	0
Oklahoma	2	0	0	2	0	0	0
Pittsburgh	10	0	1	10	0	0	0
Pontotoc	375	0	138	297	0	0	0
Pottawatomie	11	0	0	11	0	0	0
Roger Mills	1	0	1	1	0	0	0
Seminole	12	0	7	7	0	0	0
Stephens	5	0	0	5	0	0	0
Out of State/Unknown	12	0	0	12	0	0	0

Notes: Information in this table is based on data reported to DMHSAS as of 07/01/2002. The same client may be counted in more than one category, e.g., clients can receive services under more than one contract source, in more than one "County of Residence," or may have multiple "Other Indicators." Please see Definition page for other considerations.

Oklahoma Department of Mental Health and Substance Abuse Services

Counts of Admitted Clients Served by Funding Source for Each Agency During FY2002

FAMILY CRISIS CTR, INC.

	Total	Funding Source					
		Mental Health	Substance Abuse	Domestic Violence	Residential Care	Medicaid	Other
Other Indicators							
Any Alcohol/Drug Problem	140	0	125	58	0	0	0
Custody of DOC	24	0	20	14	0	0	0
Deaf and Hard Hearing	1	0	0	1	0	0	0
Homeless	15	0	1	15	0	0	0
Indigent	536	0	137	462	0	0	0
SMI (If ever)	78	0	23	67	0	0	0

Notes: Information in this table is based on data reported to DMHSAS as of 07/01/2002. The same client may be counted in more than one category, e.g., clients can receive services under more than one contract source, in more than one "County of Residence," or may have multiple "Other Indicators." Please see Definition page for other considerations.

Oklahoma Department of Mental Health and Substance Abuse Services

Counts of Admitted Clients Served by Funding Source for Each Agency During FY2002

FAMILY RESOURCE CENTER

	Total	Funding Source					
		Mental Health	Substance Abuse	Domestic Violence	Residential Care	Medicaid	Other
Total							
Unduplicated Count	325	0	0	325	0	0	0
Sex							
Female	159	0	0	159	0	0	0
Male	166	0	0	166	0	0	0
Age							
0-04	3	0	0	3	0	0	0
05-17	79	0	0	79	0	0	0
18-20	24	0	0	24	0	0	0
21-24	27	0	0	27	0	0	0
25-34	100	0	0	100	0	0	0
35-44	65	0	0	65	0	0	0
45-54	22	0	0	22	0	0	0
55-64	5	0	0	5	0	0	0
Race							
White	211	0	0	211	0	0	0
Black	20	0	0	20	0	0	0
Native American	85	0	0	85	0	0	0
Hispanic	7	0	0	7	0	0	0
Two or More Races	2	0	0	2	0	0	0
Presenting Problem/Diagnosis							
Social Conditions	325	0	0	325	0	0	0
County of Residence							
Canadian	1	0	0	1	0	0	0
Carter	1	0	0	1	0	0	0
Cleveland	4	0	0	4	0	0	0
Grady	1	0	0	1	0	0	0
Hughes	18	0	0	18	0	0	0
Lincoln	6	0	0	6	0	0	0
Okfuskee	2	0	0	2	0	0	0
Oklahoma	15	0	0	15	0	0	0
Pontotoc	2	0	0	2	0	0	0
Pottawatomie	24	0	0	24	0	0	0
Seminole	245	0	0	245	0	0	0
Stephens	1	0	0	1	0	0	0
Out of State/Unknown	5	0	0	5	0	0	0
Other Indicators							
Any Alcohol/Drug Problem	1	0	0	1	0	0	0
Custody of DOC	2	0	0	2	0	0	0
Indigent	297	0	0	297	0	0	0
SMI (If ever)	42	0	0	42	0	0	0

Notes: Information in this table is based on data reported to DMHSAS as of 07/01/2002. The same client may be counted in more than one category, e.g., clients can receive services under more than one contract source, in more than one "County of Residence," or may have multiple "Other Indicators." Please see Definition page for other considerations.

Oklahoma Department of Mental Health and Substance Abuse Services

Counts of Admitted Clients Served by Funding Source for Each Agency During FY2002

FAMILY SHELTER

	Total	Funding Source					
		Mental Health	Substance Abuse	Domestic Violence	Residential Care	Medicaid	Other
Total							
Unduplicated Count	137	0	0	137	0	0	0
Sex							
Female	105	0	0	105	0	0	0
Male	32	0	0	32	0	0	0
Age							
0-04	22	0	0	22	0	0	0
05-17	32	0	0	32	0	0	0
18-20	7	0	0	7	0	0	0
21-24	11	0	0	11	0	0	0
25-34	26	0	0	26	0	0	0
35-44	23	0	0	23	0	0	0
45-54	13	0	0	13	0	0	0
55-64	3	0	0	3	0	0	0
Race							
White	88	0	0	88	0	0	0
Black	8	0	0	8	0	0	0
Native American	11	0	0	11	0	0	0
Hispanic	13	0	0	13	0	0	0
Asian	2	0	0	2	0	0	0
Two or More Races	15	0	0	15	0	0	0
Presenting Problem/Diagnosis							
Social Conditions	137	0	0	137	0	0	0
County of Residence							
Blaine	1	0	0	1	0	0	0
Carter	92	0	0	92	0	0	0
Haskell	2	0	0	2	0	0	0
Johnston	5	0	0	5	0	0	0
Love	12	0	0	12	0	0	0
Marshall	5	0	0	5	0	0	0
Murray	6	0	0	6	0	0	0
Oklahoma	2	0	0	2	0	0	0
Ottawa	1	0	0	1	0	0	0
Stephens	5	0	0	5	0	0	0
Out of State/Unknown	6	0	0	6	0	0	0
Other Indicators							
Any Alcohol/Drug Problem	10	0	0	10	0	0	0
Deaf and Hard Hearing	2	0	0	2	0	0	0
Homeless	2	0	0	2	0	0	0
Indigent	118	0	0	118	0	0	0
SMI (If ever)	13	0	0	13	0	0	0

Notes: Information in this table is based on data reported to DMHSAS as of 07/01/2002. The same client may be counted in more than one category, e.g., clients can receive services under more than one contract source, in more than one "County of Residence," or may have multiple "Other Indicators." Please see Definition page for other considerations.

Oklahoma Department of Mental Health and Substance Abuse Services

Counts of Admitted Clients Served by Funding Source for Each Agency During FY2002

GATEWAY TO PREVENTION/RECOVERY

	Total	Funding Source					
		Mental Health	Substance Abuse	Domestic Violence	Residential Care	Medicaid	Other
Total							
Unduplicated Count	221	0	221	0	0	0	0
Sex							
Female	64	0	64	0	0	0	0
Male	157	0	157	0	0	0	0
Age							
18-20	20	0	20	0	0	0	0
21-24	42	0	42	0	0	0	0
25-34	75	0	75	0	0	0	0
35-44	60	0	60	0	0	0	0
45-54	20	0	20	0	0	0	0
55-64	2	0	2	0	0	0	0
65-74	2	0	2	0	0	0	0
Race							
White	141	0	141	0	0	0	0
Black	13	0	13	0	0	0	0
Native American	43	0	43	0	0	0	0
Hispanic	3	0	3	0	0	0	0
Two or More Races	21	0	21	0	0	0	0
Presenting Problem/Diagnosis							
Alcohol Abuse	120	0	120	0	0	0	0
Social Conditions	2	0	2	0	0	0	0
Substance Related	99	0	99	0	0	0	0
County of Residence							
Cleveland	2	0	2	0	0	0	0
Hughes	2	0	2	0	0	0	0
Lincoln	14	0	14	0	0	0	0
Okfuskee	39	0	39	0	0	0	0
Oklahoma	3	0	3	0	0	0	0
Pawnee	1	0	1	0	0	0	0
Pottawatomie	157	0	157	0	0	0	0
Seminole	3	0	3	0	0	0	0
Other Indicators							
Any Alcohol/Drug Problem	219	0	219	0	0	0	0
Deaf and Hard Hearing	1	0	1	0	0	0	0
Homeless	1	0	1	0	0	0	0
Indigent	213	0	213	0	0	0	0
SMI (If ever)	30	0	30	0	0	0	0

Notes: Information in this table is based on data reported to DMHSAS as of 07/01/2002. The same client may be counted in more than one category, e.g., clients can receive services under more than one contract source, in more than one "County of Residence," or may have multiple "Other Indicators." Please see Definition page for other considerations.

Oklahoma Department of Mental Health and Substance Abuse Services

Counts of Admitted Clients Served by Funding Source for Each Agency During FY2002

GRAND LAKE M.H.C.

	Total	Funding Source					
		Mental Health	Substance Abuse	Domestic Violence	Residential Care	Medicaid	Other
Total							
Unduplicated Count	3,587	3,013	0	0	0	982	2
Sex							
Female	1,840	1,522	0	0	0	568	1
Male	1,747	1,491	0	0	0	414	1
Age							
0-04	2	2	0	0	0	0	0
05-17	142	130	0	0	0	14	1
18-20	184	183	0	0	0	4	1
21-24	319	300	0	0	0	50	0
25-34	890	778	0	0	0	227	0
35-44	993	833	0	0	0	299	0
45-54	693	557	0	0	0	221	0
55-64	271	181	0	0	0	119	0
65-74	68	39	0	0	0	33	0
75-84	24	9	0	0	0	15	0
85+	1	1	0	0	0	0	0
Race							
White	2,656	2,181	0	0	0	788	1
Black	342	309	0	0	0	67	0
Native American	420	368	0	0	0	103	1
Hispanic	52	47	0	0	0	8	0
Asian	16	14	0	0	0	2	0
Two or More Races	101	94	0	0	0	14	0
Presenting Problem/Diagnosis							
Alcohol Abuse	63	62	0	0	0	4	0
Developmental Disorder	84	73	0	0	0	14	0
Mood Disorder	2,031	1,803	0	0	0	421	1
Non Alcohol/Drug Related Organic	20	15	0	0	0	6	0
Other Non-Psychotic	289	251	0	0	0	64	0
Other Psychotic	389	322	0	0	0	133	1
Personality Disorder	12	10	0	0	0	5	0
Schizophrenia	606	386	0	0	0	330	0
Social Conditions	3	3	0	0	0	0	0
Substance Related	90	88	0	0	0	5	0
County of Residence							
Adair	2	2	0	0	0	0	0
Alfalfa	1	1	0	0	0	0	0
Atoka	1	1	0	0	0	0	0
Bryan	2	1	0	0	0	1	0
Cherokee	1	0	0	0	0	1	0
Comanche	1	1	0	0	0	0	0
Craig	361	202	0	0	0	220	0
Creek	6	6	0	0	0	0	0
Delaware	232	204	0	0	0	76	0
Johnston	1	1	0	0	0	0	0
Mayes	468	361	0	0	0	193	2
McIntosh	1	1	0	0	0	0	0
Muskogee	2	2	0	0	0	0	0
Nowata	74	58	0	0	0	25	0

Notes: Information in this table is based on data reported to DMHSAS as of 07/01/2002. The same client may be counted in more than one category, e.g., clients can receive services under more than one contract source, in more than one "County of Residence," or may have multiple "Other Indicators." Please see Definition page for other considerations.

Oklahoma Department of Mental Health and Substance Abuse Services

Counts of Admitted Clients Served by Funding Source for Each Agency During FY2002

GRAND LAKE M.H.C.

	Total	Funding Source					
		Mental Health	Substance Abuse	Domestic Violence	Residential Care	Medicaid	Other
Oklahoma	2	2	0	0	0	0	0
Okmulgee	6	6	0	0	0	0	0
Osage	4	4	0	0	0	1	0
Ottawa	254	207	0	0	0	96	0
Payne	1	1	0	0	0	0	0
Rogers	379	339	0	0	0	61	0
Tulsa	1,211	1,173	0	0	0	82	0
Wagoner	8	8	0	0	0	2	0
Washington	546	410	0	0	0	222	0
Out of State/Unknown	23	22	0	0	0	2	0
Other Indicators							
Any Alcohol/Drug Problem	1,211	1,101	0	0	0	228	0
Custody of DHS	21	10	0	0	0	11	0
Custody of DOC	24	23	0	0	0	2	0
Custody of OJA	2	1	0	0	0	1	0
Deaf and Hard Hearing	4	2	0	0	0	3	0
Dual Diagnosis	800	733	0	0	0	155	0
Homeless	220	211	0	0	0	22	0
Indigent	3,557	2,983	0	0	0	981	2
SED (6-17)	122	114	0	0	0	9	0
SMI (If ever)	3,275	2,717	0	0	0	961	2

Notes: Information in this table is based on data reported to DMHSAS as of 07/01/2002. The same client may be counted in more than one category, e.g., clients can receive services under more than one contract source, in more than one "County of Residence," or may have multiple "Other Indicators." Please see Definition page for other considerations.

Oklahoma Department of Mental Health and Substance Abuse Services

Counts of Admitted Clients Served by Funding Source for Each Agency During FY2002

GREEN ACRES

	Total	Funding Source					
		Mental Health	Substance Abuse	Domestic Violence	Residential Care	Medicaid	Other
Total							
Unduplicated Count	43	0	0	0	43	0	0
Sex							
Female	18	0	0	0	18	0	0
Male	25	0	0	0	25	0	0
Age							
18-20	1	0	0	0	1	0	0
25-34	6	0	0	0	6	0	0
35-44	8	0	0	0	8	0	0
45-54	12	0	0	0	12	0	0
55-64	11	0	0	0	11	0	0
65-74	3	0	0	0	3	0	0
75-84	2	0	0	0	2	0	0
Race							
White	37	0	0	0	37	0	0
Black	1	0	0	0	1	0	0
Native American	3	0	0	0	3	0	0
Two or More Races	2	0	0	0	2	0	0
Presenting Problem/Diagnosis							
Developmental Disorder	3	0	0	0	3	0	0
Mood Disorder	17	0	0	0	17	0	0
Other Psychotic	5	0	0	0	5	0	0
Social Conditions	18	0	0	0	18	0	0
County of Residence							
Cherokee	38	0	0	0	38	0	0
Delaware	5	0	0	0	5	0	0
Other Indicators							
Custody of DOC	4	0	0	0	4	0	0
Indigent	23	0	0	0	23	0	0
SMI (If ever)	43	0	0	0	43	0	0

Notes: Information in this table is based on data reported to DMHSAS as of 07/01/2002. The same client may be counted in more than one category, e.g., clients can receive services under more than one contract source, in more than one "County of Residence," or may have multiple "Other Indicators." Please see Definition page for other considerations.

Oklahoma Department of Mental Health and Substance Abuse Services

Counts of Admitted Clients Served by Funding Source for Each Agency During FY2002

GREEN COUNTRY BEHAVIORAL HEALTH SERVICES, INC.

	Total	Funding Source					
		Mental Health	Substance Abuse	Domestic Violence	Residential Care	Medicaid	Other
Total							
Unduplicated Count	1,301	1,238	0	0	38	328	0
Sex							
Female	726	683	0	0	18	220	0
Male	575	555	0	0	20	108	0
Age							
0-04	19	19	0	0	0	0	0
05-17	208	208	0	0	0	0	0
18-20	63	62	0	0	0	3	0
21-24	119	115	0	0	2	22	0
25-34	324	303	0	0	4	89	0
35-44	293	272	0	0	12	91	0
45-54	173	164	0	0	11	68	0
55-64	79	74	0	0	6	41	0
65-74	22	20	0	0	3	14	0
75-84	1	1	0	0	0	0	0
Race							
White	978	934	0	0	28	246	0
Black	148	139	0	0	6	49	0
Native American	102	96	0	0	1	17	0
Hispanic	14	14	0	0	1	4	0
Asian	4	3	0	0	1	1	0
Two or More Races	55	52	0	0	1	11	0
Presenting Problem/Diagnosis							
Alcohol Abuse	24	24	0	0	0	5	0
Developmental Disorder	121	119	0	0	2	3	0
Mood Disorder	538	514	0	0	11	130	0
Non Alcohol/Drug Related Organic	4	4	0	0	0	4	0
Other Non-Psychotic	299	284	0	0	0	57	0
Other Psychotic	53	48	0	0	6	31	0
Personality Disorder	5	4	0	0	0	1	0
Schizophrenia	121	112	0	0	19	79	0
Social Conditions	36	36	0	0	0	2	0
Substance Related	100	93	0	0	0	16	0
County of Residence							
Adair	1	1	0	0	0	0	0
Carter	1	1	0	0	0	0	0
Cherokee	6	5	0	0	0	1	0
Haskell	2	1	0	0	0	1	0
LeFlore	2	2	0	0	0	1	0
Lincoln	1	1	0	0	0	0	0
Major	2	2	0	0	0	0	0
Marshall	1	1	0	0	0	0	0
McIntosh	133	122	0	0	2	49	0
Muskogee	1,117	1,068	0	0	35	272	0
Oklahoma	1	1	0	0	0	0	0
Okmulgee	1	1	0	0	1	1	0
Pittsburgh	14	14	0	0	0	1	0
Sequoyah	2	2	0	0	0	0	0
Stephens	4	4	0	0	0	0	0

Notes: Information in this table is based on data reported to DMHSAS as of 07/01/2002. The same client may be counted in more than one category, e.g., clients can receive services under more than one contract source, in more than one "County of Residence," or may have multiple "Other Indicators." Please see Definition page for other considerations.

Oklahoma Department of Mental Health and Substance Abuse Services

Counts of Admitted Clients Served by Funding Source for Each Agency During FY2002

GREEN COUNTRY BEHAVIORAL HEALTH SERVICES, INC.

	Funding Source						
	Total	Mental Health	Substance Abuse	Domestic Violence	Residential Care	Medicaid	Other
Tulsa	8	8	0	0	0	1	0
Wagoner	4	3	0	0	0	1	0
Out of State/Unknown	1	1	0	0	0	0	0
Other Indicators							
Any Alcohol/Drug Problem	417	397	0	0	11	93	0
Custody of DHS	18	18	0	0	0	0	0
Custody of DOC	2	2	0	0	0	0	0
Custody of OJA	8	8	0	0	0	0	0
Deaf and Hard Hearing	6	5	0	0	1	2	0
Dual Diagnosis	143	134	0	0	8	40	0
Homeless	99	93	0	0	4	24	0
Indigent	1,279	1,216	0	0	38	328	0
SED (6-17)	174	174	0	0	0	0	0
SMI (If ever)	1,025	963	0	0	38	326	0

Notes: Information in this table is based on data reported to DMHSAS as of 07/01/2002. The same client may be counted in more than one category, e.g., clients can receive services under more than one contract source, in more than one "County of Residence," or may have multiple "Other Indicators." Please see Definition page for other considerations.

Oklahoma Department of Mental Health and Substance Abuse Services

Counts of Admitted Clients Served by Funding Source for Each Agency During FY2002

GRIFFIN MEMORIAL HOSPITAL

	Total	Funding Source					
		Mental Health	Substance Abuse	Domestic Violence	Residential Care	Medicaid	Other
Total							
Unduplicated Count	2,510	1,757	0	0	0	171	660
Sex							
Female	1,027	714	0	0	0	92	249
Male	1,483	1,043	0	0	0	79	411
Age							
05-17	1	0	0	0	0	1	0
18-20	142	109	0	0	0	16	24
21-24	241	192	0	0	0	19	39
25-34	687	536	0	0	0	39	130
35-44	794	547	0	0	0	57	216
45-54	466	302	0	0	0	26	150
55-64	121	68	0	0	0	9	47
65-74	35	1	0	0	0	3	33
75-84	18	2	0	0	0	1	16
85+	5	0	0	0	0	0	5
Race							
White	1,963	1,367	0	0	0	128	526
Black	302	207	0	0	0	26	80
Native American	141	105	0	0	0	11	30
Hispanic	35	30	0	0	0	2	4
Asian	26	16	0	0	0	2	10
Two or More Races	43	32	0	0	0	2	10
Presenting Problem/Diagnosis							
Alcohol Abuse	193	148	0	0	0	12	38
Developmental Disorder	3	2	0	0	0	0	1
Mood Disorder	1,038	781	0	0	0	62	216
Non Alcohol/Drug Related Organic	28	10	0	0	0	1	18
Other Non-Psychotic	139	97	0	0	0	10	38
Other Psychotic	596	381	0	0	0	51	184
Personality Disorder	6	4	0	0	0	1	2
Schizophrenia	325	182	0	0	0	28	135
Social Conditions	9	8	0	0	0	0	1
Substance Related	166	142	0	0	0	6	22
Unknown/Other	7	2	0	0	0	0	5
County of Residence							
Adair	4	3	0	0	0	0	1
Atoka	1	0	0	0	0	0	1
Blaine	1	1	0	0	0	0	0
Bryan	65	53	0	0	0	0	12
Caddo	5	4	0	0	0	0	1
Canadian	33	30	0	0	0	2	2
Carter	65	54	0	0	0	0	12
Cherokee	9	7	0	0	0	0	2
Choctaw	2	2	0	0	0	0	0
Cleveland	543	318	0	0	0	61	186
Coal	3	3	0	0	0	0	0
Comanche	3	2	0	0	0	0	1
Craig	5	4	0	0	0	0	1
Creek	31	17	0	0	0	2	13

Notes: Information in this table is based on data reported to DMHSAS as of 07/01/2002. The same client may be counted in more than one category, e.g., clients can receive services under more than one contract source, in more than one "County of Residence," or may have multiple "Other Indicators." Please see Definition page for other considerations.

Oklahoma Department of Mental Health and Substance Abuse Services

Counts of Admitted Clients Served by Funding Source for Each Agency During FY2002

GRIFFIN MEMORIAL HOSPITAL

	Total	Funding Source					Other
		Mental Health	Substance Abuse	Domestic Violence	Residential Care	Medicaid	
Garfield	12	8	0	0	0	0	4
Garvin	82	57	0	0	0	1	24
Grady	12	10	0	0	0	0	2
Grant	1	1	0	0	0	0	0
Hughes	8	5	0	0	0	0	3
Jefferson	1	1	0	0	0	0	0
Johnston	25	21	0	0	0	0	4
Kay	5	2	0	0	0	0	3
Kingfisher	7	6	0	0	0	0	1
Kiowa	2	2	0	0	0	0	0
LeFlore	2	2	0	0	0	0	0
Lincoln	37	26	0	0	0	6	8
Logan	20	15	0	0	0	2	4
Love	10	8	0	0	0	0	2
Major	1	1	0	0	0	0	0
Marshall	24	20	0	0	0	0	5
Mayes	3	1	0	0	0	0	2
McClain	52	29	0	0	0	7	18
McIntosh	1	0	0	0	0	0	1
Murray	18	14	0	0	0	0	4
Muskogee	2	1	0	0	0	0	1
Noble	1	0	0	0	0	0	1
Nowata	1	1	0	0	0	0	0
Okfuskee	17	11	0	0	0	2	7
Oklahoma	615	466	0	0	0	49	115
Okmulgee	23	17	0	0	0	1	9
Osage	6	3	0	0	0	0	3
Ottawa	3	3	0	0	0	0	0
Pawnee	6	4	0	0	0	1	1
Payne	28	10	0	0	0	1	22
Pittsburgh	1	0	0	0	0	0	1
Pontotoc	91	66	0	0	0	1	25
Pottawatomie	211	147	0	0	0	23	47
Rogers	3	3	0	0	0	0	0
Seminole	59	42	0	0	0	2	17
Sequoyah	13	11	0	0	0	0	2
Stephens	6	6	0	0	0	0	1
Tillman	1	0	0	0	0	0	1
Tulsa	262	198	0	0	0	10	63
Wagoner	11	4	0	0	0	0	7
Washington	5	3	0	0	0	0	2
Woodward	1	0	0	0	0	0	1
Out of State/Unknown	51	34	0	0	0	0	17
Other Indicators							
Any Alcohol/Drug Problem	1,322	1,010	0	0	0	81	267
Custody of DOC	1	1	0	0	0	0	0
Deaf and Hard Hearing	11	5	0	0	0	1	6
Dual Diagnosis	515	389	0	0	0	29	108
Homeless	413	339	0	0	0	18	69
Indigent	2,420	1,724	0	0	0	167	604
SMI (If ever)	2,350	1,638	0	0	0	162	624

Notes: Information in this table is based on data reported to DMHSAS as of 07/01/2002. The same client may be counted in more than one category, e.g., clients can receive services under more than one contract source, in more than one "County of Residence," or may have multiple "Other Indicators." Please see Definition page for other considerations.

Oklahoma Department of Mental Health and Substance Abuse Services

Counts of Admitted Clients Served by Funding Source for Each Agency During FY2002

HAV-TAPINC DBA, THE HARBOR

	Total	Funding Source					
		Mental Health	Substance Abuse	Domestic Violence	Residential Care	Medicaid	Other
Total							
Unduplicated Count	67	0	0	0	67	0	0
Sex							
Female	25	0	0	0	25	0	0
Male	42	0	0	0	42	0	0
Age							
21-24	2	0	0	0	2	0	0
25-34	3	0	0	0	3	0	0
35-44	19	0	0	0	19	0	0
45-54	20	0	0	0	20	0	0
55-64	19	0	0	0	19	0	0
65-74	3	0	0	0	3	0	0
75-84	1	0	0	0	1	0	0
Race							
White	50	0	0	0	50	0	0
Black	16	0	0	0	16	0	0
Two or More Races	1	0	0	0	1	0	0
Presenting Problem/Diagnosis							
Alcohol Abuse	1	0	0	0	1	0	0
Mood Disorder	43	0	0	0	43	0	0
Other Psychotic	19	0	0	0	19	0	0
Social Conditions	1	0	0	0	1	0	0
Deferred/No Diagnosis	3	0	0	0	3	0	0
County of Residence							
Canadian	2	0	0	0	2	0	0
Cleveland	9	0	0	0	9	0	0
Custer	1	0	0	0	1	0	0
Oklahoma	54	0	0	0	54	0	0
Pontotoc	1	0	0	0	1	0	0
Other Indicators							
Any Alcohol/Drug Problem	1	0	0	0	1	0	0
Indigent	67	0	0	0	67	0	0
SMI (If ever)	66	0	0	0	66	0	0

Notes: Information in this table is based on data reported to DMHSAS as of 07/01/2002. The same client may be counted in more than one category, e.g., clients can receive services under more than one contract source, in more than one "County of Residence," or may have multiple "Other Indicators." Please see Definition page for other considerations.

Oklahoma Department of Mental Health and Substance Abuse Services

Counts of Admitted Clients Served by Funding Source for Each Agency During FY2002

HELP-IN-CRISIS, INC.

	Total	Funding Source					Other
		Mental Health	Substance Abuse	Domestic Violence	Residential Care	Medicaid	
Total							
Unduplicated Count	464	0	0	435	0	0	136
Sex							
Female	362	0	0	335	0	0	131
Male	102	0	0	100	0	0	5
Age							
0-04	87	0	0	84	0	0	6
05-17	119	0	0	114	0	0	9
18-20	15	0	0	14	0	0	7
21-24	41	0	0	39	0	0	17
25-34	98	0	0	88	0	0	48
35-44	84	0	0	77	0	0	39
45-54	13	0	0	13	0	0	5
55-64	7	0	0	6	0	0	5
Race							
White	192	0	0	175	0	0	73
Black	7	0	0	7	0	0	0
Native American	147	0	0	140	0	0	31
Hispanic	17	0	0	16	0	0	4
Asian	1	0	0	1	0	0	0
Two or More Races	100	0	0	96	0	0	28
Presenting Problem/Diagnosis							
Social Conditions	462	0	0	434	0	0	135
Substance Related	2	0	0	1	0	0	1
County of Residence							
Adair	60	0	0	58	0	0	16
Cherokee	243	0	0	236	0	0	51
Craig	5	0	0	5	0	0	0
Delaware	3	0	0	3	0	0	1
Haskell	4	0	0	4	0	0	0
Mayes	10	0	0	10	0	0	3
McClain	3	0	0	3	0	0	0
Muskogee	14	0	0	14	0	0	2
Oklahoma	1	0	0	1	0	0	1
Okmulgee	5	0	0	5	0	0	1
Sequoyah	54	0	0	44	0	0	25
Tulsa	12	0	0	12	0	0	4
Wagoner	41	0	0	31	0	0	29
Woodward	1	0	0	1	0	0	1
Out of State/Unknown	8	0	0	8	0	0	2
Other Indicators							
Any Alcohol/Drug Problem	62	0	0	53	0	0	28
Custody of DHS	3	0	0	3	0	0	0
Custody of DOC	3	0	0	3	0	0	0
Homeless	293	0	0	288	0	0	55
Indigent	449	0	0	424	0	0	128
SMI (If ever)	51	0	0	46	0	0	27

Notes: Information in this table is based on data reported to DMHSAS as of 07/01/2002. The same client may be counted in more than one category, e.g., clients can receive services under more than one contract source, in more than one "County of Residence," or may have multiple "Other Indicators." Please see Definition page for other considerations.

Oklahoma Department of Mental Health and Substance Abuse Services

Counts of Admitted Clients Served by Funding Source for Each Agency During FY2002

HIGH CEDAR RESIDENTIAL CARE

	Total	Funding Source					
		Mental Health	Substance Abuse	Domestic Violence	Residential Care	Medicaid	Other
Total							
Unduplicated Count	25	0	0	0	25	0	0
Sex							
Female	7	0	0	0	7	0	0
Male	18	0	0	0	18	0	0
Age							
21-24	1	0	0	0	1	0	0
25-34	1	0	0	0	1	0	0
35-44	6	0	0	0	6	0	0
45-54	9	0	0	0	9	0	0
55-64	7	0	0	0	7	0	0
65-74	1	0	0	0	1	0	0
Race							
White	24	0	0	0	24	0	0
Two or More Races	1	0	0	0	1	0	0
Presenting Problem/Diagnosis							
Developmental Disorder	1	0	0	0	1	0	0
Mood Disorder	20	0	0	0	20	0	0
Other Psychotic	2	0	0	0	2	0	0
Social Conditions	2	0	0	0	2	0	0
County of Residence							
Canadian	1	0	0	0	1	0	0
Cherokee	1	0	0	0	1	0	0
Cleveland	16	0	0	0	16	0	0
Craig	1	0	0	0	1	0	0
Noble	5	0	0	0	5	0	0
Oklahoma	1	0	0	0	1	0	0
Other Indicators							
Any Alcohol/Drug Problem	6	0	0	0	6	0	0
Custody of DOC	3	0	0	0	3	0	0
Indigent	24	0	0	0	24	0	0
SMI (If ever)	25	0	0	0	25	0	0

Notes: Information in this table is based on data reported to DMHSAS as of 07/01/2002. The same client may be counted in more than one category, e.g., clients can receive services under more than one contract source, in more than one "County of Residence," or may have multiple "Other Indicators." Please see Definition page for other considerations.

Oklahoma Department of Mental Health and Substance Abuse Services

Counts of Admitted Clients Served by Funding Source for Each Agency During FY2002

HOMINY HEALTH SRVCS CTR INC.

	Total	Funding Source					
		Mental Health	Substance Abuse	Domestic Violence	Residential Care	Medicaid	Other
Total							
Unduplicated Count	167	32	142	0	0	0	0
Sex							
Female	88	21	73	0	0	0	0
Male	79	11	69	0	0	0	0
Age							
05-17	54	12	44	0	0	0	0
18-20	17	3	14	0	0	0	0
21-24	9	1	8	0	0	0	0
25-34	26	3	23	0	0	0	0
35-44	26	3	23	0	0	0	0
45-54	24	4	22	0	0	0	0
55-64	8	4	7	0	0	0	0
65-74	2	1	1	0	0	0	0
75-84	1	1	0	0	0	0	0
Race							
White	116	30	92	0	0	0	0
Black	4	0	4	0	0	0	0
Native American	28	1	28	0	0	0	0
Asian	1	1	0	0	0	0	0
Two or More Races	18	0	18	0	0	0	0
Presenting Problem/Diagnosis							
Alcohol Abuse	41	0	41	0	0	0	0
Developmental Disorder	6	6	0	0	0	0	0
Mood Disorder	26	6	22	0	0	0	0
Other Non-Psychotic	17	13	9	0	0	0	0
Personality Disorder	3	1	2	0	0	0	0
Schizophrenia	2	2	0	0	0	0	0
Social Conditions	30	4	26	0	0	0	0
Substance Related	42	0	42	0	0	0	0
County of Residence							
Atoka	1	0	1	0	0	0	0
McClain	1	0	1	0	0	0	0
Osage	136	21	119	0	0	0	0
Pawnee	27	11	19	0	0	0	0
Tulsa	2	0	2	0	0	0	0
Other Indicators							
Any Alcohol/Drug Problem	107	1	107	0	0	0	0
Custody of DHS	1	1	0	0	0	0	0
Custody of DOC	2	1	2	0	0	0	0
Deaf and Hard Hearing	1	0	1	0	0	0	0
Dual Diagnosis	7	0	7	0	0	0	0
Homeless	1	0	1	0	0	0	0
Indigent	161	32	136	0	0	0	0
SED (6-17)	3	3	1	0	0	0	0
SMI (If ever)	30	13	19	0	0	0	0

Notes: Information in this table is based on data reported to DMHSAS as of 07/01/2002. The same client may be counted in more than one category, e.g., clients can receive services under more than one contract source, in more than one "County of Residence," or may have multiple "Other Indicators." Please see Definition page for other considerations.

Oklahoma Department of Mental Health and Substance Abuse Services

Counts of Admitted Clients Served by Funding Source for Each Agency During FY2002

HOPE COMMUNITY SERVICES, INC.

	Total	Funding Source					
		Mental Health	Substance Abuse	Domestic Violence	Residential Care	Medicaid	Other
Total							
Unduplicated Count	1,142	1,010	0	0	0	289	112
Sex							
Female	667	583	0	0	0	191	55
Male	475	427	0	0	0	98	57
Age							
0-04	1	0	0	0	0	1	0
05-17	64	48	0	0	0	12	17
18-20	39	36	0	0	0	9	3
21-24	68	67	0	0	0	15	4
25-34	243	223	0	0	0	50	25
35-44	321	291	0	0	0	76	21
45-54	283	252	0	0	0	77	33
55-64	89	68	0	0	0	35	6
65-74	28	20	0	0	0	11	3
75-84	6	5	0	0	0	3	0
Race							
White	914	809	0	0	0	238	84
Black	140	122	0	0	0	30	21
Native American	42	37	0	0	0	13	3
Hispanic	28	25	0	0	0	4	2
Asian	8	7	0	0	0	2	1
Two or More Races	10	10	0	0	0	2	1
Presenting Problem/Diagnosis							
Alcohol Abuse	5	5	0	0	0	0	0
Developmental Disorder	36	24	0	0	0	7	11
Mood Disorder	582	546	0	0	0	109	42
Non Alcohol/Drug Related Organic	6	5	0	0	0	1	0
Other Non-Psychotic	89	76	0	0	0	24	9
Other Psychotic	207	186	0	0	0	65	18
Personality Disorder	1	1	0	0	0	1	0
Schizophrenia	206	160	0	0	0	80	29
Substance Related	10	7	0	0	0	2	3
County of Residence							
Creek	1	0	0	0	0	1	0
Kingfisher	1	1	0	0	0	0	0
Murray	1	1	0	0	0	0	0
Oklahoma	1,139	1,008	0	0	0	288	112
Other Indicators							
Any Alcohol/Drug Problem	338	293	0	0	0	89	34
Custody of DHS	5	1	0	0	0	0	4
Custody of DOC	8	7	0	0	0	1	2
Custody of OJA	1	0	0	0	0	0	1
Deaf and Hard Hearing	5	4	0	0	0	3	2
Dual Diagnosis	155	137	0	0	0	38	12
Homeless	137	135	0	0	0	22	8
Indigent	1,133	1,003	0	0	0	287	110
SED (6-17)	50	37	0	0	0	12	14
SMI (If ever)	1,038	929	0	0	0	269	89

Notes: Information in this table is based on data reported to DMHSAS as of 07/01/2002. The same client may be counted in more than one category, e.g., clients can receive services under more than one contract source, in more than one "County of Residence," or may have multiple "Other Indicators." Please see Definition page for other considerations.

Oklahoma Department of Mental Health and Substance Abuse Services

Counts of Admitted Clients Served by Funding Source for Each Agency During FY2002

HOUSE OF HOPE INC

	Total	Funding Source					
		Mental Health	Substance Abuse	Domestic Violence	Residential Care	Medicaid	Other
Total							
Unduplicated Count	178	0	178	0	0	0	0
Sex							
Female	13	0	13	0	0	0	0
Male	165	0	165	0	0	0	0
Age							
05-17	27	0	27	0	0	0	0
18-20	10	0	10	0	0	0	0
21-24	20	0	20	0	0	0	0
25-34	51	0	51	0	0	0	0
35-44	43	0	43	0	0	0	0
45-54	23	0	23	0	0	0	0
55-64	4	0	4	0	0	0	0
Race							
White	145	0	145	0	0	0	0
Black	10	0	10	0	0	0	0
Native American	20	0	20	0	0	0	0
Hispanic	1	0	1	0	0	0	0
Asian	2	0	2	0	0	0	0
Presenting Problem/Diagnosis							
Alcohol Abuse	79	0	79	0	0	0	0
Substance Related	99	0	99	0	0	0	0
County of Residence							
Adair	1	0	1	0	0	0	0
Bryan	1	0	1	0	0	0	0
Cherokee	3	0	3	0	0	0	0
Cleveland	2	0	2	0	0	0	0
Comanche	1	0	1	0	0	0	0
Craig	3	0	3	0	0	0	0
Creek	4	0	4	0	0	0	0
Delaware	50	0	50	0	0	0	0
Jackson	1	0	1	0	0	0	0
Kay	2	0	2	0	0	0	0
Logan	1	0	1	0	0	0	0
Mayes	2	0	2	0	0	0	0
McCurtain	2	0	2	0	0	0	0
McIntosh	1	0	1	0	0	0	0
Murray	1	0	1	0	0	0	0
Muskogee	4	0	4	0	0	0	0
Noble	1	0	1	0	0	0	0
Nowata	1	0	1	0	0	0	0
Oklahoma	2	0	2	0	0	0	0
Okmulgee	2	0	2	0	0	0	0
Osage	2	0	2	0	0	0	0
Ottawa	35	0	35	0	0	0	0
Pawnee	3	0	3	0	0	0	0
Payne	2	0	2	0	0	0	0
Pittsburgh	3	0	3	0	0	0	0
Rogers	3	0	3	0	0	0	0
Seminole	1	0	1	0	0	0	0

Notes: Information in this table is based on data reported to DMHSAS as of 07/01/2002. The same client may be counted in more than one category, e.g., clients can receive services under more than one contract source, in more than one "County of Residence," or may have multiple "Other Indicators." Please see Definition page for other considerations.

Oklahoma Department of Mental Health and Substance Abuse Services

Counts of Admitted Clients Served by Funding Source for Each Agency During FY2002

HOUSE OF HOPE INC

	Total	Funding Source					
		Mental Health	Substance Abuse	Domestic Violence	Residential Care	Medicaid	Other
Tulsa	23	0	23	0	0	0	0
Wagoner	1	0	1	0	0	0	0
Washington	20	0	20	0	0	0	0
Other Indicators							
Any Alcohol/Drug Problem	178	0	178	0	0	0	0
Custody of DOC	3	0	3	0	0	0	0
Homeless	9	0	9	0	0	0	0
Indigent	176	0	176	0	0	0	0
SMI (If ever)	26	0	26	0	0	0	0

Notes: Information in this table is based on data reported to DMHSAS as of 07/01/2002. The same client may be counted in more than one category, e.g., clients can receive services under more than one contract source, in more than one "County of Residence," or may have multiple "Other Indicators." Please see Definition page for other considerations.

Oklahoma Department of Mental Health and Substance Abuse Services

Counts of Admitted Clients Served by Funding Source for Each Agency During FY2002

HUMAN SKILLS & RESOURCES

	Total	Funding Source					
		Mental Health	Substance Abuse	Domestic Violence	Residential Care	Medicaid	Other
Total							
Unduplicated Count	147	0	147	0	0	0	0
Sex							
Female	40	0	40	0	0	0	0
Male	107	0	107	0	0	0	0
Age							
05-17	1	0	1	0	0	0	0
18-20	16	0	16	0	0	0	0
21-24	27	0	27	0	0	0	0
25-34	34	0	34	0	0	0	0
35-44	48	0	48	0	0	0	0
45-54	18	0	18	0	0	0	0
55-64	3	0	3	0	0	0	0
Race							
White	123	0	123	0	0	0	0
Black	6	0	6	0	0	0	0
Native American	12	0	12	0	0	0	0
Hispanic	3	0	3	0	0	0	0
Two or More Races	3	0	3	0	0	0	0
Presenting Problem/Diagnosis							
Alcohol Abuse	54	0	54	0	0	0	0
Social Conditions	2	0	2	0	0	0	0
Substance Related	91	0	91	0	0	0	0
County of Residence							
Creek	75	0	75	0	0	0	0
Mayes	5	0	5	0	0	0	0
Nowata	2	0	2	0	0	0	0
Okmulgee	3	0	3	0	0	0	0
Payne	2	0	2	0	0	0	0
Rogers	29	0	29	0	0	0	0
Tulsa	31	0	31	0	0	0	0
Other Indicators							
Any Alcohol/Drug Problem	147	0	147	0	0	0	0
Indigent	123	0	123	0	0	0	0
SMI (If ever)	20	0	20	0	0	0	0

Notes: Information in this table is based on data reported to DMHSAS as of 07/01/2002. The same client may be counted in more than one category, e.g., clients can receive services under more than one contract source, in more than one "County of Residence," or may have multiple "Other Indicators." Please see Definition page for other considerations.

Oklahoma Department of Mental Health and Substance Abuse Services

Counts of Admitted Clients Served by Funding Source for Each Agency During FY2002

INDIAN HEALTH CARE RESRCE CTR

	Total	Funding Source					
		Mental Health	Substance Abuse	Domestic Violence	Residential Care	Medicaid	Other
Total							
Unduplicated Count	263	0	263	0	0	0	0
Sex							
Female	139	0	139	0	0	0	0
Male	124	0	124	0	0	0	0
Age							
05-17	7	0	7	0	0	0	0
18-20	12	0	12	0	0	0	0
21-24	39	0	39	0	0	0	0
25-34	87	0	87	0	0	0	0
35-44	79	0	79	0	0	0	0
45-54	34	0	34	0	0	0	0
55-64	5	0	5	0	0	0	0
Race							
White	55	0	55	0	0	0	0
Black	16	0	16	0	0	0	0
Native American	95	0	95	0	0	0	0
Hispanic	1	0	1	0	0	0	0
Two or More Races	96	0	96	0	0	0	0
Presenting Problem/Diagnosis							
Alcohol Abuse	84	0	84	0	0	0	0
Social Conditions	11	0	11	0	0	0	0
Substance Related	168	0	168	0	0	0	0
County of Residence							
Creek	5	0	5	0	0	0	0
Okfuskee	1	0	1	0	0	0	0
Osage	1	0	1	0	0	0	0
Pawnee	3	0	3	0	0	0	0
Rogers	1	0	1	0	0	0	0
Tulsa	251	0	251	0	0	0	0
Wagoner	1	0	1	0	0	0	0
Other Indicators							
Any Alcohol/Drug Problem	254	0	254	0	0	0	0
Custody of DHS	1	0	1	0	0	0	0
Custody of DOC	2	0	2	0	0	0	0
Homeless	6	0	6	0	0	0	0
Indigent	263	0	263	0	0	0	0
SMI (If ever)	37	0	37	0	0	0	0

Notes: Information in this table is based on data reported to DMHSAS as of 07/01/2002. The same client may be counted in more than one category, e.g., clients can receive services under more than one contract source, in more than one "County of Residence," or may have multiple "Other Indicators." Please see Definition page for other considerations.

Oklahoma Department of Mental Health and Substance Abuse Services

Counts of Admitted Clients Served by Funding Source for Each Agency During FY2002

JIM TALIAFERRO CMHC

	Total	Funding Source					
		Mental Health	Substance Abuse	Domestic Violence	Residential Care	Medicaid	Other
Total							
Unduplicated Count	2,939	1,846	0	0	0	933	2,388
Sex							
Female	1,528	923	0	0	0	560	1,249
Male	1,411	923	0	0	0	373	1,139
Age							
0-04	14	1	0	0	0	11	11
05-17	362	95	0	0	0	236	303
18-20	161	124	0	0	0	19	130
21-24	301	232	0	0	0	56	238
25-34	626	464	0	0	0	151	487
35-44	734	519	0	0	0	197	596
45-54	486	284	0	0	0	163	399
55-64	186	96	0	0	0	74	157
65-74	53	27	0	0	0	19	52
75-84	13	2	0	0	0	6	13
85+	3	2	0	0	0	1	2
Race							
White	2,060	1,333	0	0	0	597	1,674
Black	460	257	0	0	0	196	384
Native American	179	124	0	0	0	59	132
Hispanic	103	62	0	0	0	27	80
Asian	40	19	0	0	0	13	40
Two or More Races	97	51	0	0	0	41	78
Presenting Problem/Diagnosis							
Alcohol Abuse	273	200	0	0	0	61	206
Developmental Disorder	142	43	0	0	0	89	117
Mood Disorder	1,022	686	0	0	0	272	821
Non Alcohol/Drug Related Organic	21	13	0	0	0	6	14
Other Non-Psychotic	493	291	0	0	0	153	385
Other Psychotic	340	212	0	0	0	125	289
Personality Disorder	4	3	0	0	0	1	3
Schizophrenia	287	138	0	0	0	166	266
Social Conditions	18	16	0	0	0	1	11
Substance Related	339	244	0	0	0	59	276
County of Residence							
Caddo	209	125	0	0	0	78	156
Canadian	1	0	0	0	0	0	1
Cleveland	2	1	0	0	0	1	1
Comanche	1,786	1,096	0	0	0	589	1,516
Cotton	60	39	0	0	0	18	43
Custer	1	0	0	0	0	0	1
Garfield	1	1	0	0	0	0	0
Garvin	6	5	0	0	0	0	5
Grady	60	47	0	0	0	10	39
Greer	15	13	0	0	0	5	11
Harmon	23	14	0	0	0	7	14
Jackson	226	129	0	0	0	77	181
Jefferson	46	31	0	0	0	8	37
Kiowa	45	27	0	0	0	23	32

Notes: Information in this table is based on data reported to DMHSAS as of 07/01/2002. The same client may be counted in more than one category, e.g., clients can receive services under more than one contract source, in more than one "County of Residence," or may have multiple "Other Indicators." Please see Definition page for other considerations.

Oklahoma Department of Mental Health and Substance Abuse Services

Counts of Admitted Clients Served by Funding Source for Each Agency During FY2002

JIM TALIAFERRO CMHC

	Funding Source					
	Total	Mental Health	Substance Abuse	Domestic Violence	Residential Care	Medicaid Other
Love	1	0	0	0	0	1 1
Mayes	1	0	0	0	0	0 1
McClain	4	3	0	0	0	0 3
Murray	1	1	0	0	0	1 0
Okfuskee	1	0	0	0	0	1 1
Oklahoma	10	6	0	0	0	1 9
Payne	1	0	0	0	0	1 1
Stephens	349	235	0	0	0	96 266
Tillman	59	48	0	0	0	16 44
Tulsa	3	2	0	0	0	0 2
Out of State/Unknown	28	23	0	0	0	0 23
Other Indicators						
Any Alcohol/Drug Problem	936	683	0	0	0	191 728
Custody of DHS	50	8	0	0	0	48 33
Custody of DOC	18	16	0	0	0	3 13
Custody of OJA	15	5	0	0	0	2 14
Deaf and Hard Hearing	11	7	0	0	0	3 10
Dual Diagnosis	194	144	0	0	0	53 155
Homeless	25	18	0	0	0	5 20
Indigent	2,615	1,676	0	0	0	909 2,080
SED (6-17)	251	56	0	0	0	159 211
SMI (If ever)	1,295	802	0	0	0	509 1,110

Notes: Information in this table is based on data reported to DMHSAS as of 07/01/2002. The same client may be counted in more than one category, e.g., clients can receive services under more than one contract source, in more than one "County of Residence," or may have multiple "Other Indicators." Please see Definition page for other considerations.

Oklahoma Department of Mental Health and Substance Abuse Services

Counts of Admitted Clients Served by Funding Source for Each Agency During FY2002

KIAMICHI COUNCIL ON ALCOHOLISM

	Total	Funding Source					
		Mental Health	Substance Abuse	Domestic Violence	Residential Care	Medicaid	Other
Total							
Unduplicated Count	476	0	476	0	0	0	0
Sex							
Female	153	0	153	0	0	0	0
Male	323	0	323	0	0	0	0
Age							
05-17	39	0	39	0	0	0	0
18-20	48	0	48	0	0	0	0
21-24	65	0	65	0	0	0	0
25-34	132	0	132	0	0	0	0
35-44	123	0	123	0	0	0	0
45-54	56	0	56	0	0	0	0
55-64	11	0	11	0	0	0	0
65-74	2	0	2	0	0	0	0
Race							
White	333	0	333	0	0	0	0
Black	46	0	46	0	0	0	0
Native American	85	0	85	0	0	0	0
Hispanic	7	0	7	0	0	0	0
Two or More Races	5	0	5	0	0	0	0
Presenting Problem/Diagnosis							
Alcohol Abuse	169	0	169	0	0	0	0
Social Conditions	10	0	10	0	0	0	0
Substance Related	297	0	297	0	0	0	0
County of Residence							
Adair	1	0	1	0	0	0	0
Bryan	104	0	104	0	0	0	0
Carter	1	0	1	0	0	0	0
Choctaw	95	0	95	0	0	0	0
Johnston	6	0	6	0	0	0	0
Marshall	42	0	42	0	0	0	0
McCurtain	219	0	219	0	0	0	0
Murray	1	0	1	0	0	0	0
Payne	1	0	1	0	0	0	0
Pushmataha	4	0	4	0	0	0	0
Out of State/Unknown	2	0	2	0	0	0	0
Other Indicators							
Any Alcohol/Drug Problem	469	0	469	0	0	0	0
Custody of DHS	1	0	1	0	0	0	0
Custody of DOC	135	0	135	0	0	0	0
Custody of OJA	8	0	8	0	0	0	0
Indigent	467	0	467	0	0	0	0
SMI (If ever)	36	0	36	0	0	0	0

Notes: Information in this table is based on data reported to DMHSAS as of 07/01/2002. The same client may be counted in more than one category, e.g., clients can receive services under more than one contract source, in more than one "County of Residence," or may have multiple "Other Indicators." Please see Definition page for other considerations.

Oklahoma Department of Mental Health and Substance Abuse Services

Counts of Admitted Clients Served by Funding Source for Each Agency During FY2002

KIBOIS WOMEN'S SHELTER

	Total	Funding Source					
		Mental Health	Substance Abuse	Domestic Violence	Residential Care	Medicaid	Other
Total							
Unduplicated Count	57	0	0	57	0	0	0
Sex							
Female	42	0	0	42	0	0	0
Male	15	0	0	15	0	0	0
Age							
0-04	17	0	0	17	0	0	0
05-17	14	0	0	14	0	0	0
18-20	3	0	0	3	0	0	0
21-24	1	0	0	1	0	0	0
25-34	11	0	0	11	0	0	0
35-44	8	0	0	8	0	0	0
45-54	2	0	0	2	0	0	0
55-64	1	0	0	1	0	0	0
Race							
White	45	0	0	45	0	0	0
Black	1	0	0	1	0	0	0
Native American	8	0	0	8	0	0	0
Hispanic	3	0	0	3	0	0	0
Presenting Problem/Diagnosis							
Social Conditions	56	0	0	56	0	0	0
Deferred/No Diagnosis	1	0	0	1	0	0	0
County of Residence							
Haskell	33	0	0	33	0	0	0
LeFlore	4	0	0	4	0	0	0
McIntosh	2	0	0	2	0	0	0
Muskogee	2	0	0	2	0	0	0
Pittsburgh	16	0	0	16	0	0	0
Other Indicators							
Homeless	3	0	0	3	0	0	0
Indigent	56	0	0	56	0	0	0
SMI (If ever)	3	0	0	3	0	0	0

Notes: Information in this table is based on data reported to DMHSAS as of 07/01/2002. The same client may be counted in more than one category, e.g., clients can receive services under more than one contract source, in more than one "County of Residence," or may have multiple "Other Indicators." Please see Definition page for other considerations.

Oklahoma Department of Mental Health and Substance Abuse Services

Counts of Admitted Clients Served by Funding Source for Each Agency During FY2002

LAKE FRANCIS RES. CARE, LLC

	Total	Funding Source					
		Mental Health	Substance Abuse	Domestic Violence	Residential Care	Medicaid	Other
Total							
Unduplicated Count	60	0	0	0	60	0	0
Sex							
Female	29	0	0	0	29	0	0
Male	31	0	0	0	31	0	0
Age							
18-20	1	0	0	0	1	0	0
21-24	1	0	0	0	1	0	0
25-34	16	0	0	0	16	0	0
35-44	14	0	0	0	14	0	0
45-54	17	0	0	0	17	0	0
55-64	8	0	0	0	8	0	0
65-74	3	0	0	0	3	0	0
Race							
White	56	0	0	0	56	0	0
Black	1	0	0	0	1	0	0
Native American	3	0	0	0	3	0	0
Presenting Problem/Diagnosis							
Other Psychotic	60	0	0	0	60	0	0
County of Residence							
Adair	47	0	0	0	47	0	0
Cherokee	13	0	0	0	13	0	0
Other Indicators							
Indigent	60	0	0	0	60	0	0
SMI (If ever)	60	0	0	0	60	0	0

Notes: Information in this table is based on data reported to DMHSAS as of 07/01/2002. The same client may be counted in more than one category, e.g., clients can receive services under more than one contract source, in more than one "County of Residence," or may have multiple "Other Indicators." Please see Definition page for other considerations.

Oklahoma Department of Mental Health and Substance Abuse Services

Counts of Admitted Clients Served by Funding Source for Each Agency During FY2002

LAKE FRANCIS RETIREMENT CENTER

	Total	Funding Source					
		Mental Health	Substance Abuse	Domestic Violence	Residential Care	Medicaid	Other
Total							
Unduplicated Count	51	0	0	0	51	0	0
Sex							
Female	26	0	0	0	26	0	0
Male	25	0	0	0	25	0	0
Age							
25-34	9	0	0	0	9	0	0
35-44	7	0	0	0	7	0	0
45-54	18	0	0	0	18	0	0
55-64	11	0	0	0	11	0	0
65-74	6	0	0	0	6	0	0
Race							
White	44	0	0	0	44	0	0
Black	1	0	0	0	1	0	0
Native American	4	0	0	0	4	0	0
Two or More Races	2	0	0	0	2	0	0
Presenting Problem/Diagnosis							
Other Psychotic	50	0	0	0	50	0	0
Deferred/No Diagnosis	1	0	0	0	1	0	0
County of Residence							
Adair	21	0	0	0	21	0	0
Cherokee	30	0	0	0	30	0	0
Other Indicators							
Custody of DHS	1	0	0	0	1	0	0
Custody of DOC	1	0	0	0	1	0	0
Custody of OJA	1	0	0	0	1	0	0
Indigent	50	0	0	0	50	0	0
SMI (If ever)	51	0	0	0	51	0	0

Notes: Information in this table is based on data reported to DMHSAS as of 07/01/2002. The same client may be counted in more than one category, e.g., clients can receive services under more than one contract source, in more than one "County of Residence," or may have multiple "Other Indicators." Please see Definition page for other considerations.

Oklahoma Department of Mental Health and Substance Abuse Services

Counts of Admitted Clients Served by Funding Source for Each Agency During FY2002

LARI'S RESIDENTIAL CARE, LLC

		Funding Source						
		Total	Mental Health	Substance Abuse	Domestic Violence	Residential Care	Medicaid Other	
Total	Unduplicated Count	40	0	0	0	40	0	0
Sex	Female	12	0	0	0	12	0	0
	Male	28	0	0	0	28	0	0
Age	25-34	6	0	0	0	6	0	0
	35-44	18	0	0	0	18	0	0
	45-54	14	0	0	0	14	0	0
	55-64	1	0	0	0	1	0	0
	75-84	1	0	0	0	1	0	0
Race	White	36	0	0	0	36	0	0
	Black	1	0	0	0	1	0	0
	Two or More Races	3	0	0	0	3	0	0
Presenting Problem/Diagnosis	Other Psychotic	40	0	0	0	40	0	0
County of Residence	Mayes	40	0	0	0	40	0	0
Other Indicators	Indigent	40	0	0	0	40	0	0
	SMI (If ever)	40	0	0	0	40	0	0

Notes: Information in this table is based on data reported to DMHSAS as of 07/01/2002. The same client may be counted in more than one category, e.g., clients can receive services under more than one contract source, in more than one "County of Residence," or may have multiple "Other Indicators." Please see Definition page for other considerations.

Oklahoma Department of Mental Health and Substance Abuse Services

Counts of Admitted Clients Served by Funding Source for Each Agency During FY2002

LATINO COMMUNITY DEV. AGENCY

	Total	Funding Source					
		Mental Health	Substance Abuse	Domestic Violence	Residential Care	Medicaid	Other
Total							
Unduplicated Count	41	0	41	0	0	0	0
Sex							
Female	4	0	4	0	0	0	0
Male	37	0	37	0	0	0	0
Age							
05-17	31	0	31	0	0	0	0
18-20	10	0	10	0	0	0	0
Race							
Native American	1	0	1	0	0	0	0
Hispanic	40	0	40	0	0	0	0
Presenting Problem/Diagnosis							
Alcohol Abuse	8	0	8	0	0	0	0
Mood Disorder	1	0	1	0	0	0	0
Social Conditions	3	0	3	0	0	0	0
Substance Related	29	0	29	0	0	0	0
County of Residence							
Oklahoma	41	0	41	0	0	0	0
Other Indicators							
Any Alcohol/Drug Problem	41	0	41	0	0	0	0
Custody of DOC	1	0	1	0	0	0	0
Custody of OJA	6	0	6	0	0	0	0
Dual Diagnosis	2	0	2	0	0	0	0
Indigent	40	0	40	0	0	0	0

Notes: Information in this table is based on data reported to DMHSAS as of 07/01/2002. The same client may be counted in more than one category, e.g., clients can receive services under more than one contract source, in more than one "County of Residence," or may have multiple "Other Indicators." Please see Definition page for other considerations.

Oklahoma Department of Mental Health and Substance Abuse Services

Counts of Admitted Clients Served by Funding Source for Each Agency During FY2002

LEFLORE CO. YOUTH/FAMILY SERVICES, INC.

	Total	Funding Source					
		Mental Health	Substance Abuse	Domestic Violence	Residential Care	Medicaid	Other
Total							
Unduplicated Count	191	0	191	0	0	0	0
Sex							
Female	102	0	102	0	0	0	0
Male	89	0	89	0	0	0	0
Age							
05-17	153	0	153	0	0	0	0
18-20	32	0	32	0	0	0	0
21-24	6	0	6	0	0	0	0
Race							
White	135	0	135	0	0	0	0
Black	11	0	11	0	0	0	0
Native American	28	0	28	0	0	0	0
Hispanic	7	0	7	0	0	0	0
Asian	1	0	1	0	0	0	0
Two or More Races	9	0	9	0	0	0	0
Presenting Problem/Diagnosis							
Substance Related	191	0	191	0	0	0	0
County of Residence							
Beaver	1	0	1	0	0	0	0
Caddo	1	0	1	0	0	0	0
Canadian	1	0	1	0	0	0	0
Craig	14	0	14	0	0	0	0
Creek	4	0	4	0	0	0	0
Haskell	10	0	10	0	0	0	0
Jackson	12	0	12	0	0	0	0
Latimer	11	0	11	0	0	0	0
LeFlore	76	0	76	0	0	0	0
Pittsburgh	14	0	14	0	0	0	0
Pushmataha	9	0	9	0	0	0	0
Rogers	23	0	23	0	0	0	0
Tulsa	15	0	15	0	0	0	0
Other Indicators							
Any Alcohol/Drug Problem	191	0	191	0	0	0	0
Indigent	191	0	191	0	0	0	0

Notes: Information in this table is based on data reported to DMHSAS as of 07/01/2002. The same client may be counted in more than one category, e.g., clients can receive services under more than one contract source, in more than one "County of Residence," or may have multiple "Other Indicators." Please see Definition page for other considerations.

Oklahoma Department of Mental Health and Substance Abuse Services

Counts of Admitted Clients Served by Funding Source for Each Agency During FY2002

LIFE IMPROVEMENT CENTER

	Total	Funding Source					
		Mental Health	Substance Abuse	Domestic Violence	Residential Care	Medicaid	Other
Total							
Unduplicated Count	384	0	384	0	0	0	0
Sex							
Female	166	0	166	0	0	0	0
Male	218	0	218	0	0	0	0
Age							
18-20	5	0	5	0	0	0	0
21-24	21	0	21	0	0	0	0
25-34	59	0	59	0	0	0	0
35-44	125	0	125	0	0	0	0
45-54	144	0	144	0	0	0	0
55-64	27	0	27	0	0	0	0
65-74	3	0	3	0	0	0	0
Race							
White	331	0	331	0	0	0	0
Black	16	0	16	0	0	0	0
Native American	26	0	26	0	0	0	0
Hispanic	4	0	4	0	0	0	0
Asian	1	0	1	0	0	0	0
Two or More Races	6	0	6	0	0	0	0
Presenting Problem/Diagnosis							
Social Conditions	1	0	1	0	0	0	0
Substance Related	383	0	383	0	0	0	0
County of Residence							
Adair	3	0	3	0	0	0	0
Blaine	1	0	1	0	0	0	0
Canadian	4	0	4	0	0	0	0
Cherokee	2	0	2	0	0	0	0
Cleveland	6	0	6	0	0	0	0
Craig	2	0	2	0	0	0	0
Creek	1	0	1	0	0	0	0
Delaware	1	0	1	0	0	0	0
Dewey	1	0	1	0	0	0	0
Garvin	1	0	1	0	0	0	0
Hughes	1	0	1	0	0	0	0
Logan	1	0	1	0	0	0	0
Mayes	1	0	1	0	0	0	0
McIntosh	1	0	1	0	0	0	0
Muskogee	1	0	1	0	0	0	0
Nowata	1	0	1	0	0	0	0
Oklahoma	162	0	162	0	0	0	0
Osage	3	0	3	0	0	0	0
Pawnee	2	0	2	0	0	0	0
Pottawatomie	1	0	1	0	0	0	0
Rogers	6	0	6	0	0	0	0
Tulsa	164	0	164	0	0	0	0
Wagoner	9	0	9	0	0	0	0
Washington	7	0	7	0	0	0	0
Washita	1	0	1	0	0	0	0
Woodward	1	0	1	0	0	0	0

Notes: Information in this table is based on data reported to DMHSAS as of 07/01/2002. The same client may be counted in more than one category, e.g., clients can receive services under more than one contract source, in more than one "County of Residence," or may have multiple "Other Indicators." Please see Definition page for other considerations.

Oklahoma Department of Mental Health and Substance Abuse Services

Counts of Admitted Clients Served by Funding Source for Each Agency During FY2002

LIFE IMPROVEMENT CENTER

	Total	Funding Source					
		Mental Health	Substance Abuse	Domestic Violence	Residential Care	Medicaid	Other
Other Indicators							
Any Alcohol/Drug Problem	383	0	383	0	0	0	0
Custody of DHS	3	0	3	0	0	0	0
Custody of DOC	1	0	1	0	0	0	0
Deaf and Hard Hearing	1	0	1	0	0	0	0
Homeless	4	0	4	0	0	0	0
Indigent	346	0	346	0	0	0	0
SMI (If ever)	60	0	60	0	0	0	0

Notes: Information in this table is based on data reported to DMHSAS as of 07/01/2002. The same client may be counted in more than one category, e.g., clients can receive services under more than one contract source, in more than one "County of Residence," or may have multiple "Other Indicators." Please see Definition page for other considerations.

Oklahoma Department of Mental Health and Substance Abuse Services

Counts of Admitted Clients Served by Funding Source for Each Agency During FY2002

LOGAN COUNTY YOUTH & FAMILY SERVICES, INC.

	Total	Funding Source					
		Mental Health	Substance Abuse	Domestic Violence	Residential Care	Medicaid	Other
Total							
Unduplicated Count	114	0	114	0	0	0	0
Sex							
Female	63	0	63	0	0	0	0
Male	51	0	51	0	0	0	0
Age							
05-17	7	0	7	0	0	0	0
18-20	15	0	15	0	0	0	0
21-24	15	0	15	0	0	0	0
25-34	31	0	31	0	0	0	0
35-44	39	0	39	0	0	0	0
45-54	6	0	6	0	0	0	0
55-64	1	0	1	0	0	0	0
Race							
White	97	0	97	0	0	0	0
Black	10	0	10	0	0	0	0
Native American	3	0	3	0	0	0	0
Hispanic	1	0	1	0	0	0	0
Two or More Races	3	0	3	0	0	0	0
Presenting Problem/Diagnosis							
Alcohol Abuse	37	0	37	0	0	0	0
Social Conditions	3	0	3	0	0	0	0
Substance Related	74	0	74	0	0	0	0
County of Residence							
Cleveland	1	0	1	0	0	0	0
Kingfisher	1	0	1	0	0	0	0
Lincoln	1	0	1	0	0	0	0
Logan	98	0	98	0	0	0	0
Oklahoma	13	0	13	0	0	0	0
Other Indicators							
Any Alcohol/Drug Problem	111	0	111	0	0	0	0
Custody of DOC	4	0	4	0	0	0	0
Custody of OJA	1	0	1	0	0	0	0
Homeless	1	0	1	0	0	0	0
Indigent	110	0	110	0	0	0	0
SMI (If ever)	19	0	19	0	0	0	0

Notes: Information in this table is based on data reported to DMHSAS as of 07/01/2002. The same client may be counted in more than one category, e.g., clients can receive services under more than one contract source, in more than one "County of Residence," or may have multiple "Other Indicators." Please see Definition page for other considerations.

Oklahoma Department of Mental Health and Substance Abuse Services

Counts of Admitted Clients Served by Funding Source for Each Agency During FY2002

M.H. SERVICES OF SOUTHERN OKLAHOMA

	Total	Funding Source					
		Mental Health	Substance Abuse	Domestic Violence	Residential Care	Medicaid	Other
Total							
Unduplicated Count	3,214	2,329	516	0	0	990	63
Sex							
Female	1,774	1,263	200	0	0	671	26
Male	1,440	1,066	316	0	0	319	37
Age							
0-04	56	56	0	0	0	0	11
05-17	209	204	3	0	0	0	25
18-20	124	97	39	0	0	4	2
21-24	288	215	64	0	0	60	0
25-34	702	488	156	0	0	192	3
35-44	854	603	153	0	0	311	6
45-54	616	435	81	0	0	237	11
55-64	261	162	17	0	0	137	0
65-74	73	50	2	0	0	31	5
75-84	28	18	1	0	0	16	0
85+	3	1	0	0	0	2	0
Race							
White	2,720	1,998	426	0	0	825	48
Black	158	94	27	0	0	68	6
Native American	212	148	45	0	0	63	2
Hispanic	40	29	10	0	0	6	2
Asian	5	3	0	0	0	2	0
Two or More Races	79	57	8	0	0	26	5
Presenting Problem/Diagnosis							
Alcohol Abuse	173	85	137	0	0	11	0
Developmental Disorder	107	107	4	0	0	4	15
Mood Disorder	1,585	1,255	143	0	0	501	20
Non Alcohol/Drug Related Organic	34	21	0	0	0	20	1
Other Non-Psychotic	446	364	15	0	0	111	18
Other Psychotic	328	234	15	0	0	149	4
Personality Disorder	6	4	0	0	0	2	0
Schizophrenia	244	144	6	0	0	152	2
Social Conditions	56	37	1	0	0	24	2
Substance Related	235	78	195	0	0	16	1
County of Residence							
Adair	2	2	0	0	0	0	0
Atoka	6	6	0	0	0	1	0
Beckham	1	0	0	0	0	1	0
Blaine	1	0	1	0	0	0	0
Bryan	468	379	20	0	0	134	7
Caddo	1	1	0	0	0	0	0
Canadian	1	0	1	0	0	0	0
Carter	412	295	77	0	0	131	8
Choctaw	7	2	6	0	0	0	0
Cleveland	12	3	9	0	0	0	0
Coal	20	14	6	0	0	2	5
Comanche	4	0	4	0	0	0	0
Cotton	3	1	2	0	0	0	0
Creek	1	0	1	0	0	0	0

Notes: Information in this table is based on data reported to DMHSAS as of 07/01/2002. The same client may be counted in more than one category, e.g., clients can receive services under more than one contract source, in more than one "County of Residence," or may have multiple "Other Indicators." Please see Definition page for other considerations.

Oklahoma Department of Mental Health and Substance Abuse Services

Counts of Admitted Clients Served by Funding Source for Each Agency During FY2002

M.H. SERVICES OF SOUTHERN OKLAHOMA

	Funding Source						
	Total	Mental Health	Substance Abuse	Domestic Violence	Residential Care	Medicaid	Other
Ellis	1	1	0	0	0	0	0
Garvin	364	302	62	0	0	100	9
Grady	4	1	2	0	0	1	0
Grant	1	1	0	0	0	0	0
Harmon	1	1	0	0	0	0	0
Hughes	18	10	3	0	0	8	0
Jackson	1	0	1	0	0	0	0
Jefferson	10	3	6	0	0	2	0
Johnston	242	160	14	0	0	110	3
LeFlore	1	0	1	0	0	0	0
Love	72	56	8	0	0	19	5
Marshall	194	146	15	0	0	63	1
McClain	7	4	3	0	0	1	0
McCurtain	1	0	1	0	0	0	0
McIntosh	1	1	0	0	0	0	0
Murray	203	138	30	0	0	68	0
Muskogee	6	0	5	0	0	0	1
Noble	2	2	0	0	0	1	0
Oklahoma	15	6	11	0	0	0	0
Payne	1	1	0	0	0	0	0
Pittsburgh	3	2	0	0	0	1	0
Pontotoc	679	488	106	0	0	227	21
Pottawatomie	12	9	4	0	0	0	0
Pushmataha	7	2	5	0	0	0	0
Seminole	358	274	56	0	0	119	3
Sequoyah	1	1	0	0	0	0	0
Stephens	52	2	51	0	0	1	0
Wagoner	1	0	1	0	0	0	0
Washita	1	0	1	0	0	0	0
Out of State/Unknown	16	15	3	0	0	0	0
Other Indicators							
Any Alcohol/Drug Problem	1,055	683	473	0	0	201	5
Custody of DHS	6	5	1	0	0	0	1
Custody of DOC	23	19	7	0	0	4	0
Custody of OJA	2	2	1	0	0	0	0
Deaf and Hard Hearing	9	8	1	0	0	4	0
Dual Diagnosis	216	168	63	0	0	67	1
Homeless	48	41	10	0	0	4	0
Indigent	3,162	2,283	510	0	0	985	61
SED (6-17)	44	43	1	0	0	0	7
SMI (If ever)	2,261	1,646	239	0	0	894	23

Notes: Information in this table is based on data reported to DMHSAS as of 07/01/2002. The same client may be counted in more than one category, e.g., clients can receive services under more than one contract source, in more than one "County of Residence," or may have multiple "Other Indicators." Please see Definition page for other considerations.

Oklahoma Department of Mental Health and Substance Abuse Services

Counts of Admitted Clients Served by Funding Source for Each Agency During FY2002

MARIE DETTY YOUTH SVC CTR

	Total	Funding Source					
		Mental Health	Substance Abuse	Domestic Violence	Residential Care	Medicaid	Other
Total							
Unduplicated Count	164	0	164	0	0	0	0
Sex							
Female	164	0	164	0	0	0	0
Age							
05-17	1	0	1	0	0	0	0
18-20	15	0	15	0	0	0	0
21-24	35	0	35	0	0	0	0
25-34	65	0	65	0	0	0	0
35-44	41	0	41	0	0	0	0
45-54	7	0	7	0	0	0	0
Race							
White	72	0	72	0	0	0	0
Black	50	0	50	0	0	0	0
Native American	34	0	34	0	0	0	0
Hispanic	8	0	8	0	0	0	0
Presenting Problem/Diagnosis							
Alcohol Abuse	64	0	64	0	0	0	0
Mood Disorder	4	0	4	0	0	0	0
Substance Related	96	0	96	0	0	0	0
County of Residence							
Caddo	22	0	22	0	0	0	0
Comanche	98	0	98	0	0	0	0
Cotton	2	0	2	0	0	0	0
Jefferson	12	0	12	0	0	0	0
Stephens	30	0	30	0	0	0	0
Other Indicators							
Any Alcohol/Drug Problem	164	0	164	0	0	0	0
Custody of DOC	1	0	1	0	0	0	0
Homeless	1	0	1	0	0	0	0
Indigent	163	0	163	0	0	0	0
SMI (If ever)	50	0	50	0	0	0	0

Notes: Information in this table is based on data reported to DMHSAS as of 07/01/2002. The same client may be counted in more than one category, e.g., clients can receive services under more than one contract source, in more than one "County of Residence," or may have multiple "Other Indicators." Please see Definition page for other considerations.

Oklahoma Department of Mental Health and Substance Abuse Services

Counts of Admitted Clients Served by Funding Source for Each Agency During FY2002

MEADOW BROOK RESCARE

	Total	Funding Source					
		Mental Health	Substance Abuse	Domestic Violence	Residential Care	Medicaid	Other
Total							
Unduplicated Count	108	0	0	0	108	0	0
Sex							
Female	37	0	0	0	37	0	0
Male	71	0	0	0	71	0	0
Age							
18-20	9	0	0	0	9	0	0
21-24	8	0	0	0	8	0	0
25-34	24	0	0	0	24	0	0
35-44	33	0	0	0	33	0	0
45-54	20	0	0	0	20	0	0
55-64	11	0	0	0	11	0	0
65-74	3	0	0	0	3	0	0
Race							
White	96	0	0	0	96	0	0
Black	8	0	0	0	8	0	0
Native American	3	0	0	0	3	0	0
Hispanic	1	0	0	0	1	0	0
Presenting Problem/Diagnosis							
Alcohol Abuse	3	0	0	0	3	0	0
Mood Disorder	4	0	0	0	4	0	0
Other Psychotic	93	0	0	0	93	0	0
Social Conditions	1	0	0	0	1	0	0
Substance Related	7	0	0	0	7	0	0
County of Residence							
Atoka	1	0	0	0	1	0	0
Bryan	2	0	0	0	2	0	0
Cherokee	3	0	0	0	3	0	0
Comanche	1	0	0	0	1	0	0
Craig	2	0	0	0	2	0	0
Creek	1	0	0	0	1	0	0
Garfield	1	0	0	0	1	0	0
Grant	1	0	0	0	1	0	0
Haskell	7	0	0	0	7	0	0
LeFlore	26	0	0	0	26	0	0
Lincoln	1	0	0	0	1	0	0
Mayes	1	0	0	0	1	0	0
McCurtain	8	0	0	0	8	0	0
McIntosh	6	0	0	0	6	0	0
Muskogee	7	0	0	0	7	0	0
Okfuskee	1	0	0	0	1	0	0
Oklahoma	12	0	0	0	12	0	0
Okmulgee	1	0	0	0	1	0	0
Ottawa	1	0	0	0	1	0	0
Pontotoc	4	0	0	0	4	0	0
Pushmataha	2	0	0	0	2	0	0
Seminole	1	0	0	0	1	0	0
Sequoyah	7	0	0	0	7	0	0
Tulsa	2	0	0	0	2	0	0
Wagoner	2	0	0	0	2	0	0

Notes: Information in this table is based on data reported to DMHSAS as of 07/01/2002. The same client may be counted in more than one category, e.g., clients can receive services under more than one contract source, in more than one "County of Residence," or may have multiple "Other Indicators." Please see Definition page for other considerations.

Oklahoma Department of Mental Health and Substance Abuse Services

Counts of Admitted Clients Served by Funding Source for Each Agency During FY2002

MEADOW BROOK RESCARE

	Total	Funding Source					
		Mental Health	Substance Abuse	Domestic Violence	Residential Care	Medicaid	Other
Out of State/Unknown	7	0	0	0	7	0	0
Other Indicators							
Any Alcohol/Drug Problem	10	0	0	0	10	0	0
Deaf and Hard Hearing	1	0	0	0	1	0	0
Homeless	11	0	0	0	11	0	0
Indigent	108	0	0	0	108	0	0
SMI (If ever)	108	0	0	0	108	0	0

Notes: Information in this table is based on data reported to DMHSAS as of 07/01/2002. The same client may be counted in more than one category, e.g., clients can receive services under more than one contract source, in more than one "County of Residence," or may have multiple "Other Indicators." Please see Definition page for other considerations.

Oklahoma Department of Mental Health and Substance Abuse Services

Counts of Admitted Clients Served by Funding Source for Each Agency During FY2002

METRO TULSA SUBSTANCE ABUSE SERVICE

	Total	Funding Source					
		Mental Health	Substance Abuse	Domestic Violence	Residential Care	Medicaid	Other
Total							
Unduplicated Count	1,477	0	1,477	0	0	0	0
Sex							
Female	455	0	455	0	0	0	0
Male	1,022	0	1,022	0	0	0	0
Age							
05-17	70	0	70	0	0	0	0
18-20	113	0	113	0	0	0	0
21-24	143	0	143	0	0	0	0
25-34	434	0	434	0	0	0	0
35-44	464	0	464	0	0	0	0
45-54	216	0	216	0	0	0	0
55-64	33	0	33	0	0	0	0
65-74	4	0	4	0	0	0	0
Race							
White	812	0	812	0	0	0	0
Black	482	0	482	0	0	0	0
Native American	134	0	134	0	0	0	0
Hispanic	34	0	34	0	0	0	0
Asian	7	0	7	0	0	0	0
Two or More Races	8	0	8	0	0	0	0
Presenting Problem/Diagnosis							
Alcohol Abuse	536	0	536	0	0	0	0
Developmental Disorder	1	0	1	0	0	0	0
Social Conditions	6	0	6	0	0	0	0
Substance Related	934	0	934	0	0	0	0
County of Residence							
Adair	4	0	4	0	0	0	0
Beckham	1	0	1	0	0	0	0
Bryan	2	0	2	0	0	0	0
Carter	1	0	1	0	0	0	0
Cherokee	11	0	11	0	0	0	0
Choctaw	5	0	5	0	0	0	0
Cleveland	4	0	4	0	0	0	0
Comanche	1	0	1	0	0	0	0
Craig	3	0	3	0	0	0	0
Creek	34	0	34	0	0	0	0
Delaware	8	0	8	0	0	0	0
Ellis	1	0	1	0	0	0	0
Grady	1	0	1	0	0	0	0
Greer	1	0	1	0	0	0	0
Harmon	2	0	2	0	0	0	0
Harper	1	0	1	0	0	0	0
Haskell	3	0	3	0	0	0	0
Hughes	1	0	1	0	0	0	0
Kay	2	0	2	0	0	0	0
Latimer	1	0	1	0	0	0	0
LeFlore	2	0	2	0	0	0	0
Lincoln	1	0	1	0	0	0	0
Marshall	1	0	1	0	0	0	0

Notes: Information in this table is based on data reported to DMHSAS as of 07/01/2002. The same client may be counted in more than one category, e.g., clients can receive services under more than one contract source, in more than one "County of Residence," or may have multiple "Other Indicators." Please see Definition page for other considerations.

Oklahoma Department of Mental Health and Substance Abuse Services

Counts of Admitted Clients Served by Funding Source for Each Agency During FY2002

METRO TULSA SUBSTANCE ABUSE SERVICE

	Funding Source						
	Total	Mental Health	Substance Abuse	Domestic Violence	Residential Care	Medicaid	Other
Mayes	9	0	9	0	0	0	0
McCurtain	6	0	6	0	0	0	0
McIntosh	10	0	10	0	0	0	0
Murray	1	0	1	0	0	0	0
Muskogee	35	0	35	0	0	0	0
Noble	2	0	2	0	0	0	0
Nowata	1	0	1	0	0	0	0
Oklahoma	11	0	11	0	0	0	0
Okmulgee	17	0	17	0	0	0	0
Osage	7	0	7	0	0	0	0
Ottawa	6	0	6	0	0	0	0
Pawnee	4	0	4	0	0	0	0
Payne	4	0	4	0	0	0	0
Pittsburgh	7	0	7	0	0	0	0
Pottawatomie	7	0	7	0	0	0	0
Pushmataha	3	0	3	0	0	0	0
Roger Mills	1	0	1	0	0	0	0
Rogers	21	0	21	0	0	0	0
Seminole	2	0	2	0	0	0	0
Sequoyah	13	0	13	0	0	0	0
Stephens	1	0	1	0	0	0	0
Tillman	1	0	1	0	0	0	0
Tulsa	1,170	0	1,170	0	0	0	0
Wagoner	27	0	27	0	0	0	0
Washington	11	0	11	0	0	0	0
Washita	3	0	3	0	0	0	0
Out of State/Unknown	6	0	6	0	0	0	0
Other Indicators							
Any Alcohol/Drug Problem	1,470	0	1,470	0	0	0	0
Custody of DHS	1	0	1	0	0	0	0
Custody of DOC	255	0	255	0	0	0	0
Custody of OJA	28	0	28	0	0	0	0
Deaf and Hard Hearing	5	0	5	0	0	0	0
Homeless	214	0	214	0	0	0	0
Indigent	1,406	0	1,406	0	0	0	0
SMI (If ever)	293	0	293	0	0	0	0

Notes: Information in this table is based on data reported to DMHSAS as of 07/01/2002. The same client may be counted in more than one category, e.g., clients can receive services under more than one contract source, in more than one "County of Residence," or may have multiple "Other Indicators." Please see Definition page for other considerations.

Oklahoma Department of Mental Health and Substance Abuse Services

Counts of Admitted Clients Served by Funding Source for Each Agency During FY2002

MILLER COZY HOME, INC.

	Total	Funding Source					
		Mental Health	Substance Abuse	Domestic Violence	Residential Care	Medicaid	Other
Total							
Unduplicated Count	70	0	0	0	70	0	0
Sex							
Female	29	0	0	0	29	0	0
Male	41	0	0	0	41	0	0
Age							
18-20	1	0	0	0	1	0	0
21-24	3	0	0	0	3	0	0
25-34	12	0	0	0	12	0	0
35-44	16	0	0	0	16	0	0
45-54	20	0	0	0	20	0	0
55-64	11	0	0	0	11	0	0
65-74	4	0	0	0	4	0	0
75-84	3	0	0	0	3	0	0
Race							
White	60	0	0	0	60	0	0
Black	5	0	0	0	5	0	0
Native American	3	0	0	0	3	0	0
Hispanic	1	0	0	0	1	0	0
Two or More Races	1	0	0	0	1	0	0
Presenting Problem/Diagnosis							
Alcohol Abuse	1	0	0	0	1	0	0
Developmental Disorder	2	0	0	0	2	0	0
Mood Disorder	27	0	0	0	27	0	0
Other Psychotic	29	0	0	0	29	0	0
Social Conditions	7	0	0	0	7	0	0
Unknown/Other	1	0	0	0	1	0	0
Deferred/No Diagnosis	3	0	0	0	3	0	0
County of Residence							
Craig	58	0	0	0	58	0	0
LeFlore	1	0	0	0	1	0	0
Mayes	4	0	0	0	4	0	0
Muskogee	1	0	0	0	1	0	0
Ottawa	1	0	0	0	1	0	0
Rogers	1	0	0	0	1	0	0
Tulsa	4	0	0	0	4	0	0
Other Indicators							
Any Alcohol/Drug Problem	14	0	0	0	14	0	0
Homeless	1	0	0	0	1	0	0
Indigent	70	0	0	0	70	0	0
SMI (If ever)	70	0	0	0	70	0	0

Notes: Information in this table is based on data reported to DMHSAS as of 07/01/2002. The same client may be counted in more than one category, e.g., clients can receive services under more than one contract source, in more than one "County of Residence," or may have multiple "Other Indicators." Please see Definition page for other considerations.

Oklahoma Department of Mental Health and Substance Abuse Services

Counts of Admitted Clients Served by Funding Source for Each Agency During FY2002

MONARCH, INC.

	Total	Funding Source					
		Mental Health	Substance Abuse	Domestic Violence	Residential Care	Medicaid	Other
Total							
Unduplicated Count	202	0	202	0	0	0	0
Sex							
Female	183	0	183	0	0	0	0
Male	19	0	19	0	0	0	0
Age							
0-04	31	0	31	0	0	0	0
05-17	13	0	13	0	0	0	0
18-20	16	0	16	0	0	0	0
21-24	24	0	24	0	0	0	0
25-34	60	0	60	0	0	0	0
35-44	50	0	50	0	0	0	0
45-54	8	0	8	0	0	0	0
Race							
White	120	0	120	0	0	0	0
Black	27	0	27	0	0	0	0
Native American	42	0	42	0	0	0	0
Hispanic	1	0	1	0	0	0	0
Two or More Races	12	0	12	0	0	0	0
Presenting Problem/Diagnosis							
Alcohol Abuse	12	0	12	0	0	0	0
Social Conditions	44	0	44	0	0	0	0
Substance Related	146	0	146	0	0	0	0
County of Residence							
Adair	1	0	1	0	0	0	0
Beckham	2	0	2	0	0	0	0
Blaine	2	0	2	0	0	0	0
Bryan	2	0	2	0	0	0	0
Caddo	3	0	3	0	0	0	0
Carter	2	0	2	0	0	0	0
Cherokee	5	0	5	0	0	0	0
Comanche	5	0	5	0	0	0	0
Craig	2	0	2	0	0	0	0
Creek	3	0	3	0	0	0	0
Delaware	2	0	2	0	0	0	0
Garvin	1	0	1	0	0	0	0
Grady	2	0	2	0	0	0	0
Jackson	1	0	1	0	0	0	0
Johnston	2	0	2	0	0	0	0
Kay	4	0	4	0	0	0	0
Latimer	2	0	2	0	0	0	0
LeFlore	2	0	2	0	0	0	0
Mayes	3	0	3	0	0	0	0
McClain	2	0	2	0	0	0	0
McCurtain	8	0	8	0	0	0	0
McIntosh	6	0	6	0	0	0	0
Muskogee	52	0	52	0	0	0	0
Nowata	4	0	4	0	0	0	0
Oklahoma	20	0	20	0	0	0	0
Okmulgee	1	0	1	0	0	0	0

Notes: Information in this table is based on data reported to DMHSAS as of 07/01/2002. The same client may be counted in more than one category, e.g., clients can receive services under more than one contract source, in more than one "County of Residence," or may have multiple "Other Indicators." Please see Definition page for other considerations.

Oklahoma Department of Mental Health and Substance Abuse Services

Counts of Admitted Clients Served by Funding Source for Each Agency During FY2002

MONARCH, INC.

	Total	Funding Source					
		Mental Health	Substance Abuse	Domestic Violence	Residential Care	Medicaid	Other
Osage	1	0	1	0	0	0	0
Pittsburgh	3	0	3	0	0	0	0
Pontotoc	1	0	1	0	0	0	0
Pottawatomie	9	0	9	0	0	0	0
Rogers	7	0	7	0	0	0	0
Sequoyah	9	0	9	0	0	0	0
Stephens	5	0	5	0	0	0	0
Texas	2	0	2	0	0	0	0
Tulsa	15	0	15	0	0	0	0
Wagoner	7	0	7	0	0	0	0
Washington	4	0	4	0	0	0	0
Other Indicators							
Any Alcohol/Drug Problem	158	0	158	0	0	0	0
Custody of DHS	8	0	8	0	0	0	0
Custody of DOC	2	0	2	0	0	0	0
Homeless	11	0	11	0	0	0	0
Indigent	202	0	202	0	0	0	0
SMI (If ever)	57	0	57	0	0	0	0

Notes: Information in this table is based on data reported to DMHSAS as of 07/01/2002. The same client may be counted in more than one category, e.g., clients can receive services under more than one contract source, in more than one "County of Residence," or may have multiple "Other Indicators." Please see Definition page for other considerations.

Oklahoma Department of Mental Health and Substance Abuse Services

Counts of Admitted Clients Served by Funding Source for Each Agency During FY2002

MOORE ALC/DRUG CTR

	Total	Funding Source					
		Mental Health	Substance Abuse	Domestic Violence	Residential Care	Medicaid	Other
Total							
Unduplicated Count	116	0	116	0	0	0	0
Sex							
Female	65	0	65	0	0	0	0
Male	51	0	51	0	0	0	0
Age							
05-17	60	0	60	0	0	0	0
18-20	4	0	4	0	0	0	0
21-24	5	0	5	0	0	0	0
25-34	19	0	19	0	0	0	0
35-44	18	0	18	0	0	0	0
45-54	9	0	9	0	0	0	0
55-64	1	0	1	0	0	0	0
Race							
White	100	0	100	0	0	0	0
Black	2	0	2	0	0	0	0
Native American	8	0	8	0	0	0	0
Hispanic	5	0	5	0	0	0	0
Asian	1	0	1	0	0	0	0
Presenting Problem/Diagnosis							
Alcohol Abuse	17	0	17	0	0	0	0
Social Conditions	26	0	26	0	0	0	0
Substance Related	73	0	73	0	0	0	0
County of Residence							
Cleveland	93	0	93	0	0	0	0
Lincoln	1	0	1	0	0	0	0
Oklahoma	22	0	22	0	0	0	0
Other Indicators							
Any Alcohol/Drug Problem	90	0	90	0	0	0	0
Indigent	116	0	116	0	0	0	0
SMI (If ever)	9	0	9	0	0	0	0

Notes: Information in this table is based on data reported to DMHSAS as of 07/01/2002. The same client may be counted in more than one category, e.g., clients can receive services under more than one contract source, in more than one "County of Residence," or may have multiple "Other Indicators." Please see Definition page for other considerations.

Oklahoma Department of Mental Health and Substance Abuse Services

Counts of Admitted Clients Served by Funding Source for Each Agency During FY2002

MUSKOGEE COUNTY COUNCIL OF YOUTH SERVICES

	Total	Funding Source					
		Mental Health	Substance Abuse	Domestic Violence	Residential Care	Medicaid	Other
Total							
Unduplicated Count	70	0	70	0	0	0	0
Sex							
Female	32	0	32	0	0	0	0
Male	38	0	38	0	0	0	0
Age							
05-17	5	0	5	0	0	0	0
18-20	8	0	8	0	0	0	0
21-24	9	0	9	0	0	0	0
25-34	21	0	21	0	0	0	0
35-44	21	0	21	0	0	0	0
45-54	6	0	6	0	0	0	0
Race							
White	43	0	43	0	0	0	0
Black	13	0	13	0	0	0	0
Native American	14	0	14	0	0	0	0
Presenting Problem/Diagnosis							
Alcohol Abuse	4	0	4	0	0	0	0
Developmental Disorder	2	0	2	0	0	0	0
Social Conditions	1	0	1	0	0	0	0
Substance Related	63	0	63	0	0	0	0
County of Residence							
Muskogee	66	0	66	0	0	0	0
Wagoner	4	0	4	0	0	0	0
Other Indicators							
Any Alcohol/Drug Problem	69	0	69	0	0	0	0
Custody of DOC	8	0	8	0	0	0	0
Custody of OJA	4	0	4	0	0	0	0
Homeless	3	0	3	0	0	0	0
Indigent	70	0	70	0	0	0	0
SMI (If ever)	14	0	14	0	0	0	0

Notes: Information in this table is based on data reported to DMHSAS as of 07/01/2002. The same client may be counted in more than one category, e.g., clients can receive services under more than one contract source, in more than one "County of Residence," or may have multiple "Other Indicators." Please see Definition page for other considerations.

Oklahoma Department of Mental Health and Substance Abuse Services

Counts of Admitted Clients Served by Funding Source for Each Agency During FY2002

N.E. OK COUNCIL ON ALCOHOLISM

	Total	Funding Source					
		Mental Health	Substance Abuse	Domestic Violence	Residential Care	Medicaid	Other
Total							
Unduplicated Count	414	0	414	0	0	0	0
Sex							
Female	116	0	116	0	0	0	0
Male	298	0	298	0	0	0	0
Age							
05-17	21	0	21	0	0	0	0
18-20	31	0	31	0	0	0	0
21-24	62	0	62	0	0	0	0
25-34	123	0	123	0	0	0	0
35-44	123	0	123	0	0	0	0
45-54	41	0	41	0	0	0	0
55-64	9	0	9	0	0	0	0
65-74	3	0	3	0	0	0	0
75-84	1	0	1	0	0	0	0
Race							
White	300	0	300	0	0	0	0
Black	14	0	14	0	0	0	0
Native American	94	0	94	0	0	0	0
Hispanic	5	0	5	0	0	0	0
Two or More Races	1	0	1	0	0	0	0
Presenting Problem/Diagnosis							
Alcohol Abuse	140	0	140	0	0	0	0
Social Conditions	5	0	5	0	0	0	0
Substance Related	269	0	269	0	0	0	0
County of Residence							
Adair	1	0	1	0	0	0	0
Canadian	3	0	3	0	0	0	0
Cherokee	1	0	1	0	0	0	0
Choctaw	1	0	1	0	0	0	0
Cleveland	1	0	1	0	0	0	0
Craig	22	0	22	0	0	0	0
Custer	1	0	1	0	0	0	0
Delaware	79	0	79	0	0	0	0
Dewey	1	0	1	0	0	0	0
Greer	1	0	1	0	0	0	0
Haskell	3	0	3	0	0	0	0
Jefferson	1	0	1	0	0	0	0
Mayes	174	0	174	0	0	0	0
McCurtain	2	0	2	0	0	0	0
Nowata	2	0	2	0	0	0	0
Oklahoma	5	0	5	0	0	0	0
Okmulgee	1	0	1	0	0	0	0
Osage	2	0	2	0	0	0	0
Ottawa	77	0	77	0	0	0	0
Payne	1	0	1	0	0	0	0
Pittsburgh	1	0	1	0	0	0	0
Pontotoc	4	0	4	0	0	0	0
Rogers	6	0	6	0	0	0	0
Tulsa	12	0	12	0	0	0	0

Notes: Information in this table is based on data reported to DMHSAS as of 07/01/2002. The same client may be counted in more than one category, e.g., clients can receive services under more than one contract source, in more than one "County of Residence," or may have multiple "Other Indicators." Please see Definition page for other considerations.

Oklahoma Department of Mental Health and Substance Abuse Services

Counts of Admitted Clients Served by Funding Source for Each Agency During FY2002

N.E. OK COUNCIL ON ALCOHOLISM

	Funding Source						
	Total	Mental Health	Substance Abuse	Domestic Violence	Residential Care	Medicaid	Other
Washington	11	0	11	0	0	0	0
Out of State/Unknown	1	0	1	0	0	0	0
Other Indicators							
Any Alcohol/Drug Problem	409	0	409	0	0	0	0
Custody of DOC	7	0	7	0	0	0	0
Custody of OJA	3	0	3	0	0	0	0
Homeless	10	0	10	0	0	0	0
Indigent	412	0	412	0	0	0	0
SMI (If ever)	62	0	62	0	0	0	0

Notes: Information in this table is based on data reported to DMHSAS as of 07/01/2002. The same client may be counted in more than one category, e.g., clients can receive services under more than one contract source, in more than one "County of Residence," or may have multiple "Other Indicators." Please see Definition page for other considerations.

Oklahoma Department of Mental Health and Substance Abuse Services

Counts of Admitted Clients Served by Funding Source for Each Agency During FY2002

N.W. DOMESTIC CRISIS SERVICES

	Total	Funding Source					
		Mental Health	Substance Abuse	Domestic Violence	Residential Care	Medicaid	Other
Total							
Unduplicated Count	264	0	0	264	0	0	0
Sex							
Female	205	0	0	205	0	0	0
Male	59	0	0	59	0	0	0
Age							
0-04	62	0	0	62	0	0	0
05-17	56	0	0	56	0	0	0
18-20	8	0	0	8	0	0	0
21-24	37	0	0	37	0	0	0
25-34	47	0	0	47	0	0	0
35-44	41	0	0	41	0	0	0
45-54	9	0	0	9	0	0	0
55-64	3	0	0	3	0	0	0
75-84	1	0	0	1	0	0	0
Race							
White	172	0	0	172	0	0	0
Black	6	0	0	6	0	0	0
Native American	2	0	0	2	0	0	0
Hispanic	67	0	0	67	0	0	0
Asian	4	0	0	4	0	0	0
Two or More Races	13	0	0	13	0	0	0
Presenting Problem/Diagnosis							
Developmental Disorder	1	0	0	1	0	0	0
Social Conditions	263	0	0	263	0	0	0
County of Residence							
Alfalfa	5	0	0	5	0	0	0
Beckham	2	0	0	2	0	0	0
Blaine	2	0	0	2	0	0	0
Canadian	5	0	0	5	0	0	0
Cimarron	2	0	0	2	0	0	0
Custer	4	0	0	4	0	0	0
Dewey	1	0	0	1	0	0	0
Ellis	6	0	0	6	0	0	0
Garfield	1	0	0	1	0	0	0
Harper	5	0	0	5	0	0	0
Marshall	1	0	0	1	0	0	0
McIntosh	1	0	0	1	0	0	0
Oklahoma	1	0	0	1	0	0	0
Sequoyah	1	0	0	1	0	0	0
Stephens	1	0	0	1	0	0	0
Texas	136	0	0	136	0	0	0
Woods	21	0	0	21	0	0	0
Woodward	59	0	0	59	0	0	0
Out of State/Unknown	10	0	0	10	0	0	0
Other Indicators							
Any Alcohol/Drug Problem	1	0	0	1	0	0	0
Homeless	14	0	0	14	0	0	0
Indigent	242	0	0	242	0	0	0
SMI (If ever)	26	0	0	26	0	0	0

Notes: Information in this table is based on data reported to DMHSAS as of 07/01/2002. The same client may be counted in more than one category, e.g., clients can receive services under more than one contract source, in more than one "County of Residence," or may have multiple "Other Indicators." Please see Definition page for other considerations.

Oklahoma Department of Mental Health and Substance Abuse Services

Counts of Admitted Clients Served by Funding Source for Each Agency During FY2002

NATIVE AMERICAN CENTER OF RECOVERY

	Total	Funding Source					
		Mental Health	Substance Abuse	Domestic Violence	Residential Care	Medicaid	Other
Total							
Unduplicated Count	166	0	166	0	0	0	0
Sex							
Female	111	0	111	0	0	0	0
Male	55	0	55	0	0	0	0
Age							
0-04	6	0	6	0	0	0	0
05-17	2	0	2	0	0	0	0
18-20	6	0	6	0	0	0	0
21-24	26	0	26	0	0	0	0
25-34	69	0	69	0	0	0	0
35-44	49	0	49	0	0	0	0
45-54	7	0	7	0	0	0	0
55-64	1	0	1	0	0	0	0
Race							
White	101	0	101	0	0	0	0
Black	18	0	18	0	0	0	0
Native American	43	0	43	0	0	0	0
Hispanic	3	0	3	0	0	0	0
Asian	1	0	1	0	0	0	0
Presenting Problem/Diagnosis							
Alcohol Abuse	57	0	57	0	0	0	0
Social Conditions	11	0	11	0	0	0	0
Substance Related	98	0	98	0	0	0	0
County of Residence							
Ellis	1	0	1	0	0	0	0
Garvin	2	0	2	0	0	0	0
Lincoln	1	0	1	0	0	0	0
Okmulgee	3	0	3	0	0	0	0
Pottawatomie	156	0	156	0	0	0	0
Seminole	1	0	1	0	0	0	0
Stephens	2	0	2	0	0	0	0
Other Indicators							
Any Alcohol/Drug Problem	155	0	155	0	0	0	0
Custody of DHS	4	0	4	0	0	0	0
Custody of DOC	8	0	8	0	0	0	0
Indigent	166	0	166	0	0	0	0
SMI (If ever)	12	0	12	0	0	0	0

Notes: Information in this table is based on data reported to DMHSAS as of 07/01/2002. The same client may be counted in more than one category, e.g., clients can receive services under more than one contract source, in more than one "County of Residence," or may have multiple "Other Indicators." Please see Definition page for other considerations.

Oklahoma Department of Mental Health and Substance Abuse Services

Counts of Admitted Clients Served by Funding Source for Each Agency During FY2002

NEW BEGINNING

	Total	Funding Source					
		Mental Health	Substance Abuse	Domestic Violence	Residential Care	Medicaid	Other
Total							
Unduplicated Count	45	0	0	0	45	0	0
Sex							
Female	17	0	0	0	17	0	0
Male	28	0	0	0	28	0	0
Age							
21-24	6	0	0	0	6	0	0
25-34	7	0	0	0	7	0	0
35-44	11	0	0	0	11	0	0
45-54	18	0	0	0	18	0	0
55-64	3	0	0	0	3	0	0
Race							
White	21	0	0	0	21	0	0
Black	21	0	0	0	21	0	0
Native American	3	0	0	0	3	0	0
Presenting Problem/Diagnosis							
Developmental Disorder	26	0	0	0	26	0	0
Mood Disorder	15	0	0	0	15	0	0
Social Conditions	2	0	0	0	2	0	0
Unknown/Other	2	0	0	0	2	0	0
County of Residence							
Craig	2	0	0	0	2	0	0
Haskell	1	0	0	0	1	0	0
Lincoln	1	0	0	0	1	0	0
McIntosh	1	0	0	0	1	0	0
Muskogee	4	0	0	0	4	0	0
Okfuskee	2	0	0	0	2	0	0
Okmulgee	4	0	0	0	4	0	0
Sequoyah	1	0	0	0	1	0	0
Tulsa	23	0	0	0	23	0	0
Wagoner	6	0	0	0	6	0	0
Other Indicators							
Any Alcohol/Drug Problem	3	0	0	0	3	0	0
Deaf and Hard Hearing	2	0	0	0	2	0	0
Homeless	2	0	0	0	2	0	0
Indigent	45	0	0	0	45	0	0
SMI (If ever)	45	0	0	0	45	0	0

Notes: Information in this table is based on data reported to DMHSAS as of 07/01/2002. The same client may be counted in more than one category, e.g., clients can receive services under more than one contract source, in more than one "County of Residence," or may have multiple "Other Indicators." Please see Definition page for other considerations.

Oklahoma Department of Mental Health and Substance Abuse Services

Counts of Admitted Clients Served by Funding Source for Each Agency During FY2002

NEW DIRECTIONS

	Total	Funding Source					
		Mental Health	Substance Abuse	Domestic Violence	Residential Care	Medicaid	Other
Total							
Unduplicated Count	102	0	102	0	0	0	0
Sex							
Female	71	0	71	0	0	0	0
Male	31	0	31	0	0	0	0
Age							
18-20	5	0	5	0	0	0	0
21-24	9	0	9	0	0	0	0
25-34	32	0	32	0	0	0	0
35-44	38	0	38	0	0	0	0
45-54	16	0	16	0	0	0	0
55-64	2	0	2	0	0	0	0
Race							
White	64	0	64	0	0	0	0
Black	26	0	26	0	0	0	0
Native American	8	0	8	0	0	0	0
Hispanic	1	0	1	0	0	0	0
Two or More Races	3	0	3	0	0	0	0
Presenting Problem/Diagnosis							
Alcohol Abuse	19	0	19	0	0	0	0
Substance Related	83	0	83	0	0	0	0
County of Residence							
Dewey	1	0	1	0	0	0	0
Oklahoma	101	0	101	0	0	0	0
Other Indicators							
Any Alcohol/Drug Problem	102	0	102	0	0	0	0
Custody of DOC	102	0	102	0	0	0	0
Indigent	102	0	102	0	0	0	0
SMI (If ever)	17	0	17	0	0	0	0

Notes: Information in this table is based on data reported to DMHSAS as of 07/01/2002. The same client may be counted in more than one category, e.g., clients can receive services under more than one contract source, in more than one "County of Residence," or may have multiple "Other Indicators." Please see Definition page for other considerations.

Oklahoma Department of Mental Health and Substance Abuse Services

Counts of Admitted Clients Served by Funding Source for Each Agency During FY2002

NEW DIRECTIONS, INC.

	Total	Funding Source					
		Mental Health	Substance Abuse	Domestic Violence	Residential Care	Medicaid	Other
Total							
Unduplicated Count	518	0	0	518	0	0	1
Sex							
Female	405	0	0	405	0	0	1
Male	113	0	0	113	0	0	0
Age							
0-04	98	0	0	98	0	0	0
05-17	94	0	0	94	0	0	1
18-20	20	0	0	20	0	0	0
21-24	50	0	0	50	0	0	0
25-34	111	0	0	111	0	0	0
35-44	89	0	0	89	0	0	0
45-54	46	0	0	46	0	0	0
55-64	8	0	0	8	0	0	0
65-74	2	0	0	2	0	0	0
Race							
White	236	0	0	236	0	0	0
Black	170	0	0	170	0	0	1
Native American	63	0	0	63	0	0	0
Hispanic	41	0	0	41	0	0	0
Asian	6	0	0	6	0	0	0
Two or More Races	2	0	0	2	0	0	0
Presenting Problem/Diagnosis							
Alcohol Abuse	2	0	0	2	0	0	0
Developmental Disorder	3	0	0	3	0	0	0
Mood Disorder	2	0	0	2	0	0	0
Other Psychotic	1	0	0	1	0	0	0
Social Conditions	502	0	0	502	0	0	1
Substance Related	4	0	0	4	0	0	0
Deferred/No Diagnosis	4	0	0	4	0	0	0
County of Residence							
Adair	1	0	0	1	0	0	0
Beaver	1	0	0	1	0	0	0
Blaine	1	0	0	1	0	0	0
Bryan	3	0	0	3	0	0	0
Caddo	7	0	0	7	0	0	0
Cleveland	3	0	0	3	0	0	0
Comanche	413	0	0	413	0	0	1
Cotton	3	0	0	3	0	0	0
Craig	1	0	0	1	0	0	0
Grady	3	0	0	3	0	0	0
Jackson	1	0	0	1	0	0	0
Kiowa	2	0	0	2	0	0	0
Logan	3	0	0	3	0	0	0
McClain	1	0	0	1	0	0	0
Murray	3	0	0	3	0	0	0
Oklahoma	22	0	0	22	0	0	0
Stephens	3	0	0	3	0	0	0
Tillman	1	0	0	1	0	0	0
Tulsa	10	0	0	10	0	0	0

Notes: Information in this table is based on data reported to DMHSAS as of 07/01/2002. The same client may be counted in more than one category, e.g., clients can receive services under more than one contract source, in more than one "County of Residence," or may have multiple "Other Indicators." Please see Definition page for other considerations.

Oklahoma Department of Mental Health and Substance Abuse Services

Counts of Admitted Clients Served by Funding Source for Each Agency During FY2002

NEW DIRECTIONS, INC.

	Total	Funding Source					
		Mental Health	Substance Abuse	Domestic Violence	Residential Care	Medicaid	Other
Out of State/Unknown	36	0	0	36	0	0	0
Other Indicators							
Any Alcohol/Drug Problem	68	0	0	68	0	0	0
Custody of DOC	6	0	0	6	0	0	0
Homeless	14	0	0	14	0	0	0
Indigent	476	0	0	476	0	0	1
SMI (If ever)	44	0	0	44	0	0	0

Notes: Information in this table is based on data reported to DMHSAS as of 07/01/2002. The same client may be counted in more than one category, e.g., clients can receive services under more than one contract source, in more than one "County of Residence," or may have multiple "Other Indicators." Please see Definition page for other considerations.

Oklahoma Department of Mental Health and Substance Abuse Services

Counts of Admitted Clients Served by Funding Source for Each Agency During FY2002

NEW HOPE OF MANGUM

	Total	Funding Source					
		Mental Health	Substance Abuse	Domestic Violence	Residential Care	Medicaid	Other
Total							
Unduplicated Count	589	0	589	0	0	0	0
Sex							
Female	169	0	169	0	0	0	0
Male	420	0	420	0	0	0	0
Age							
05-17	1	0	1	0	0	0	0
18-20	29	0	29	0	0	0	0
21-24	86	0	86	0	0	0	0
25-34	191	0	191	0	0	0	0
35-44	210	0	210	0	0	0	0
45-54	60	0	60	0	0	0	0
55-64	12	0	12	0	0	0	0
Race							
White	450	0	450	0	0	0	0
Black	86	0	86	0	0	0	0
Native American	19	0	19	0	0	0	0
Hispanic	26	0	26	0	0	0	0
Asian	1	0	1	0	0	0	0
Two or More Races	7	0	7	0	0	0	0
Presenting Problem/Diagnosis							
Alcohol Abuse	98	0	98	0	0	0	0
Social Conditions	3	0	3	0	0	0	0
Substance Related	488	0	488	0	0	0	0
County of Residence							
Beckham	181	0	181	0	0	0	0
Caddo	9	0	9	0	0	0	0
Canadian	2	0	2	0	0	0	0
Carter	5	0	5	0	0	0	0
Cherokee	2	0	2	0	0	0	0
Choctaw	1	0	1	0	0	0	0
Cleveland	5	0	5	0	0	0	0
Comanche	89	0	89	0	0	0	0
Cotton	2	0	2	0	0	0	0
Creek	1	0	1	0	0	0	0
Custer	20	0	20	0	0	0	0
Dewey	2	0	2	0	0	0	0
Grady	6	0	6	0	0	0	0
Greer	34	0	34	0	0	0	0
Harmon	2	0	2	0	0	0	0
Jackson	94	0	94	0	0	0	0
Jefferson	1	0	1	0	0	0	0
Kay	2	0	2	0	0	0	0
Kiowa	37	0	37	0	0	0	0
Logan	2	0	2	0	0	0	0
Love	1	0	1	0	0	0	0
McIntosh	2	0	2	0	0	0	0
Oklahoma	10	0	10	0	0	0	0
Pittsburgh	1	0	1	0	0	0	0
Pontotoc	1	0	1	0	0	0	0

Notes: Information in this table is based on data reported to DMHSAS as of 07/01/2002. The same client may be counted in more than one category, e.g., clients can receive services under more than one contract source, in more than one "County of Residence," or may have multiple "Other Indicators." Please see Definition page for other considerations.

Oklahoma Department of Mental Health and Substance Abuse Services

Counts of Admitted Clients Served by Funding Source for Each Agency During FY2002

NEW HOPE OF MANGUM

	Total	Funding Source					
		Mental Health	Substance Abuse	Domestic Violence	Residential Care	Medicaid	Other
Pottawatomie	1	0	1	0	0	0	0
Pushmataha	1	0	1	0	0	0	0
Roger Mills	3	0	3	0	0	0	0
Stephens	26	0	26	0	0	0	0
Tillman	3	0	3	0	0	0	0
Tulsa	3	0	3	0	0	0	0
Washita	37	0	37	0	0	0	0
Woods	1	0	1	0	0	0	0
Woodward	1	0	1	0	0	0	0
Out of State/Unknown	1	0	1	0	0	0	0
Other Indicators							
Any Alcohol/Drug Problem	586	0	586	0	0	0	0
Custody of DOC	211	0	211	0	0	0	0
Custody of OJA	1	0	1	0	0	0	0
Homeless	6	0	6	0	0	0	0
Indigent	589	0	589	0	0	0	0
SMI (If ever)	54	0	54	0	0	0	0

Notes: Information in this table is based on data reported to DMHSAS as of 07/01/2002. The same client may be counted in more than one category, e.g., clients can receive services under more than one contract source, in more than one "County of Residence," or may have multiple "Other Indicators." Please see Definition page for other considerations.

Oklahoma Department of Mental Health and Substance Abuse Services

Counts of Admitted Clients Served by Funding Source for Each Agency During FY2002

NORMAN AL/DRUG TREATMENT CTR

	Total	Funding Source					Other
		Mental Health	Substance Abuse	Domestic Violence	Residential Care	Medicaid	
Total							
Unduplicated Count	709	0	686	0	0	0	26
Sex							
Female	222	0	217	0	0	0	5
Male	487	0	469	0	0	0	21
Age							
05-17	1	0	1	0	0	0	0
18-20	45	0	44	0	0	0	1
21-24	84	0	80	0	0	0	5
25-34	222	0	219	0	0	0	4
35-44	249	0	239	0	0	0	11
45-54	91	0	87	0	0	0	4
55-64	16	0	16	0	0	0	0
65-74	1	0	0	0	0	0	1
Race							
White	502	0	482	0	0	0	23
Black	122	0	121	0	0	0	1
Native American	67	0	66	0	0	0	1
Hispanic	11	0	11	0	0	0	0
Asian	1	0	1	0	0	0	0
Two or More Races	6	0	5	0	0	0	1
Presenting Problem/Diagnosis							
Alcohol Abuse	144	0	140	0	0	0	5
Substance Related	565	0	546	0	0	0	21
County of Residence							
Atoka	1	0	1	0	0	0	0
Beckham	5	0	5	0	0	0	0
Blaine	2	0	2	0	0	0	0
Bryan	2	0	2	0	0	0	0
Caddo	11	0	11	0	0	0	0
Canadian	14	0	14	0	0	0	0
Carter	12	0	12	0	0	0	0
Choctaw	4	0	4	0	0	0	0
Cleveland	138	0	132	0	0	0	7
Coal	1	0	1	0	0	0	0
Comanche	11	0	10	0	0	0	1
Cotton	1	0	1	0	0	0	0
Creek	1	0	1	0	0	0	0
Custer	5	0	5	0	0	0	0
Ellis	1	0	1	0	0	0	0
Garfield	3	0	3	0	0	0	0
Garvin	17	0	17	0	0	0	0
Grady	20	0	19	0	0	0	1
Greer	3	0	3	0	0	0	0
Hughes	3	0	3	0	0	0	0
Jackson	4	0	4	0	0	0	0
Jefferson	2	0	2	0	0	0	0
Kay	2	0	2	0	0	0	0
Kingfisher	2	0	2	0	0	0	0
Kiowa	1	0	1	0	0	0	0

Notes: Information in this table is based on data reported to DMHSAS as of 07/01/2002. The same client may be counted in more than one category, e.g., clients can receive services under more than one contract source, in more than one "County of Residence," or may have multiple "Other Indicators." Please see Definition page for other considerations.

Oklahoma Department of Mental Health and Substance Abuse Services

Counts of Admitted Clients Served by Funding Source for Each Agency During FY2002

NORMAN AL/DRUG TREATMENT CTR

	Funding Source						
	Total	Mental Health	Substance Abuse	Domestic Violence	Residential Care	Medicaid	Other
Latimer	1	0	1	0	0	0	0
Lincoln	7	0	7	0	0	0	0
Logan	7	0	7	0	0	0	0
Marshall	1	0	1	0	0	0	0
McClain	10	0	9	0	0	0	1
McCurtain	5	0	5	0	0	0	0
Murray	2	0	2	0	0	0	0
Muskogee	3	0	3	0	0	0	0
Okfuskee	2	0	2	0	0	0	0
Oklahoma	282	0	270	0	0	0	13
Osage	15	0	15	0	0	0	0
Pawnee	1	0	1	0	0	0	0
Payne	9	0	9	0	0	0	0
Pittsburgh	2	0	2	0	0	0	0
Pontotoc	10	0	10	0	0	0	0
Pottawatomie	44	0	44	0	0	0	1
Pushmataha	3	0	3	0	0	0	0
Roger Mills	1	0	1	0	0	0	0
Seminole	2	0	2	0	0	0	0
Sequoyah	1	0	1	0	0	0	0
Stephens	13	0	11	0	0	0	2
Tillman	2	0	2	0	0	0	0
Tulsa	13	0	13	0	0	0	0
Washington	4	0	4	0	0	0	0
Washita	1	0	1	0	0	0	0
Woodward	1	0	1	0	0	0	0
Out of State/Unknown	1	0	1	0	0	0	0
Other Indicators							
Any Alcohol/Drug Problem	709	0	686	0	0	0	26
Custody of DOC	1	0	1	0	0	0	0
Deaf and Hard Hearing	3	0	3	0	0	0	0
Dual Diagnosis	75	0	73	0	0	0	2
Homeless	89	0	89	0	0	0	0
Indigent	690	0	680	0	0	0	12
SMI (If ever)	259	0	252	0	0	0	7

Notes: Information in this table is based on data reported to DMHSAS as of 07/01/2002. The same client may be counted in more than one category, e.g., clients can receive services under more than one contract source, in more than one "County of Residence," or may have multiple "Other Indicators." Please see Definition page for other considerations.

Oklahoma Department of Mental Health and Substance Abuse Services

Counts of Admitted Clients Served by Funding Source for Each Agency During FY2002

NORMAN ALCOHOL INFORMATION CTR

	Total	Funding Source					
		Mental Health	Substance Abuse	Domestic Violence	Residential Care	Medicaid	Other
Total							
Unduplicated Count	475	0	475	0	0	0	0
Sex							
Female	233	0	233	0	0	0	0
Male	242	0	242	0	0	0	0
Age							
05-17	59	0	59	0	0	0	0
18-20	47	0	47	0	0	0	0
21-24	70	0	70	0	0	0	0
25-34	117	0	117	0	0	0	0
35-44	121	0	121	0	0	0	0
45-54	52	0	52	0	0	0	0
55-64	9	0	9	0	0	0	0
Race							
White	392	0	392	0	0	0	0
Black	20	0	20	0	0	0	0
Native American	32	0	32	0	0	0	0
Hispanic	7	0	7	0	0	0	0
Asian	3	0	3	0	0	0	0
Two or More Races	21	0	21	0	0	0	0
Presenting Problem/Diagnosis							
Alcohol Abuse	68	0	68	0	0	0	0
Social Conditions	38	0	38	0	0	0	0
Substance Related	369	0	369	0	0	0	0
County of Residence							
Adair	1	0	1	0	0	0	0
Caddo	1	0	1	0	0	0	0
Choctaw	1	0	1	0	0	0	0
Cleveland	430	0	430	0	0	0	0
Coal	1	0	1	0	0	0	0
Delaware	1	0	1	0	0	0	0
Grady	2	0	2	0	0	0	0
McClain	8	0	8	0	0	0	0
Oklahoma	26	0	26	0	0	0	0
Ottawa	1	0	1	0	0	0	0
Pottawatomie	3	0	3	0	0	0	0
Other Indicators							
Any Alcohol/Drug Problem	438	0	438	0	0	0	0
Custody of DOC	40	0	40	0	0	0	0
Deaf and Hard Hearing	1	0	1	0	0	0	0
Homeless	7	0	7	0	0	0	0
Indigent	468	0	468	0	0	0	0
SMI (If ever)	57	0	57	0	0	0	0

Notes: Information in this table is based on data reported to DMHSAS as of 07/01/2002. The same client may be counted in more than one category, e.g., clients can receive services under more than one contract source, in more than one "County of Residence," or may have multiple "Other Indicators." Please see Definition page for other considerations.

Oklahoma Department of Mental Health and Substance Abuse Services

Counts of Admitted Clients Served by Funding Source for Each Agency During FY2002

NORTH CARE CENTER

	Total	Funding Source					
		Mental Health	Substance Abuse	Domestic Violence	Residential Care	Medicaid	Other
Total							
Unduplicated Count	1,501	1,354	79	0	0	196	30
Sex							
Female	873	767	48	0	0	139	14
Male	628	587	31	0	0	57	16
Age							
0-04	15	15	0	0	0	0	0
05-17	238	238	1	0	0	0	0
18-20	40	40	1	0	0	0	0
21-24	117	116	4	0	0	5	2
25-34	300	288	20	0	0	25	5
35-44	383	348	24	0	0	55	9
45-54	255	221	23	0	0	44	10
55-64	94	69	5	0	0	27	3
65-74	42	14	1	0	0	28	1
75-84	14	4	0	0	0	10	0
85+	3	1	0	0	0	2	0
Race							
White	1,102	991	64	0	0	137	17
Black	269	239	12	0	0	48	8
Native American	35	33	1	0	0	4	2
Hispanic	28	28	0	0	0	1	0
Asian	19	18	0	0	0	1	1
Two or More Races	48	45	2	0	0	5	2
Presenting Problem/Diagnosis							
Alcohol Abuse	16	16	4	0	0	0	0
Developmental Disorder	38	38	0	0	0	0	0
Mood Disorder	822	735	56	0	0	106	4
Non Alcohol/Drug Related Organic	11	5	0	0	0	6	0
Other Non-Psychotic	335	326	5	0	0	13	1
Other Psychotic	97	84	0	0	0	26	9
Personality Disorder	8	7	1	0	0	1	0
Schizophrenia	134	105	3	0	0	44	16
Social Conditions	4	4	0	0	0	0	0
Substance Related	35	33	10	0	0	0	0
Deferred/No Diagnosis	1	1	0	0	0	0	0
County of Residence							
Canadian	6	5	1	0	0	1	0
Cleveland	5	4	0	0	0	1	0
Delaware	1	1	0	0	0	0	0
Dewey	2	2	0	0	0	0	0
Ellis	1	1	0	0	0	0	0
Logan	5	4	1	0	0	1	0
Murray	1	1	0	0	0	0	0
Okfuskee	1	1	0	0	0	0	0
Oklahoma	1,478	1,334	77	0	0	193	30
Pottawatomie	1	1	0	0	0	0	0
Other Indicators							
Any Alcohol/Drug Problem	559	522	64	0	0	59	18
Custody of DHS	66	66	0	0	0	0	0

Notes: Information in this table is based on data reported to DMHSAS as of 07/01/2002. The same client may be counted in more than one category, e.g., clients can receive services under more than one contract source, in more than one "County of Residence," or may have multiple "Other Indicators." Please see Definition page for other considerations.

Oklahoma Department of Mental Health and Substance Abuse Services

Counts of Admitted Clients Served by Funding Source for Each Agency During FY2002

NORTH CARE CENTER

	Funding Source					
	Total	Mental Health	Substance Abuse	Domestic Violence	Residential Care	Medicaid Other
Custody of DOC	8	6	0	0	0	2 0
Deaf and Hard Hearing	10	6	0	0	0	5 1
Dual Diagnosis	192	181	24	0	0	24 11
Homeless	65	64	0	0	0	4 4
Indigent	1,444	1,298	79	0	0	195 30
SED (6-17)	138	138	1	0	0	0 0
SMI (If ever)	1,033	919	68	0	0	162 30

Notes: Information in this table is based on data reported to DMHSAS as of 07/01/2002. The same client may be counted in more than one category, e.g., clients can receive services under more than one contract source, in more than one "County of Residence," or may have multiple "Other Indicators." Please see Definition page for other considerations.

Oklahoma Department of Mental Health and Substance Abuse Services

Counts of Admitted Clients Served by Funding Source for Each Agency During FY2002

NORTH FORK RESIDENTIAL CARE

	Total	Funding Source					
		Mental Health	Substance Abuse	Domestic Violence	Residential Care	Medicaid	Other
Total							
Unduplicated Count	74	0	0	0	74	0	0
Sex							
Female	27	0	0	0	27	0	0
Male	47	0	0	0	47	0	0
Age							
21-24	2	0	0	0	2	0	0
25-34	11	0	0	0	11	0	0
35-44	26	0	0	0	26	0	0
45-54	27	0	0	0	27	0	0
55-64	8	0	0	0	8	0	0
Race							
White	56	0	0	0	56	0	0
Black	11	0	0	0	11	0	0
Native American	7	0	0	0	7	0	0
Presenting Problem/Diagnosis							
Developmental Disorder	73	0	0	0	73	0	0
Deferred/No Diagnosis	1	0	0	0	1	0	0
County of Residence							
Adair	1	0	0	0	1	0	0
Cleveland	1	0	0	0	1	0	0
Craig	1	0	0	0	1	0	0
LeFlore	1	0	0	0	1	0	0
McCurtain	1	0	0	0	1	0	0
McIntosh	60	0	0	0	60	0	0
Murray	4	0	0	0	4	0	0
Okmulgee	5	0	0	0	5	0	0
Other Indicators							
Custody of DOC	29	0	0	0	29	0	0
Indigent	74	0	0	0	74	0	0
SMI (If ever)	74	0	0	0	74	0	0

Notes: Information in this table is based on data reported to DMHSAS as of 07/01/2002. The same client may be counted in more than one category, e.g., clients can receive services under more than one contract source, in more than one "County of Residence," or may have multiple "Other Indicators." Please see Definition page for other considerations.

Oklahoma Department of Mental Health and Substance Abuse Services

Counts of Admitted Clients Served by Funding Source for Each Agency During FY2002

NW SUBSTANCE TREATMENT CNTR

	Total	Funding Source					
		Mental Health	Substance Abuse	Domestic Violence	Residential Care	Medicaid	Other
Total							
Unduplicated Count	99	0	99	0	0	0	0
Sex							
Female	71	0	71	0	0	0	0
Male	28	0	28	0	0	0	0
Age							
0-04	29	0	29	0	0	0	0
05-17	30	0	30	0	0	0	0
18-20	5	0	5	0	0	0	0
21-24	8	0	8	0	0	0	0
25-34	17	0	17	0	0	0	0
35-44	9	0	9	0	0	0	0
45-54	1	0	1	0	0	0	0
Race							
White	52	0	52	0	0	0	0
Black	19	0	19	0	0	0	0
Native American	12	0	12	0	0	0	0
Hispanic	1	0	1	0	0	0	0
Two or More Races	15	0	15	0	0	0	0
Presenting Problem/Diagnosis							
Alcohol Abuse	3	0	3	0	0	0	0
Social Conditions	59	0	59	0	0	0	0
Substance Related	37	0	37	0	0	0	0
County of Residence							
Alfalfa	3	0	3	0	0	0	0
Beckham	13	0	13	0	0	0	0
Blaine	4	0	4	0	0	0	0
Caddo	2	0	2	0	0	0	0
Canadian	3	0	3	0	0	0	0
Carter	3	0	3	0	0	0	0
Creek	4	0	4	0	0	0	0
Custer	9	0	9	0	0	0	0
Garfield	5	0	5	0	0	0	0
Garvin	2	0	2	0	0	0	0
Grant	2	0	2	0	0	0	0
Kay	6	0	6	0	0	0	0
LeFlore	2	0	2	0	0	0	0
Logan	3	0	3	0	0	0	0
Marshall	4	0	4	0	0	0	0
Muskogee	7	0	7	0	0	0	0
Oklahoma	11	0	11	0	0	0	0
Payne	2	0	2	0	0	0	0
Seminole	7	0	7	0	0	0	0
Tulsa	5	0	5	0	0	0	0
Woodward	2	0	2	0	0	0	0
Other Indicators							
Any Alcohol/Drug Problem	40	0	40	0	0	0	0
Custody of DHS	32	0	32	0	0	0	0
Custody of DOC	1	0	1	0	0	0	0
Homeless	12	0	12	0	0	0	0

Notes: Information in this table is based on data reported to DMHSAS as of 07/01/2002. The same client may be counted in more than one category, e.g., clients can receive services under more than one contract source, in more than one "County of Residence," or may have multiple "Other Indicators." Please see Definition page for other considerations.

Oklahoma Department of Mental Health and Substance Abuse Services

Counts of Admitted Clients Served by Funding Source for Each Agency During FY2002

NW SUBSTANCE TREATMENT CNTR

	Total	Funding Source					
		Mental Health	Substance Abuse	Domestic Violence	Residential Care	Medicaid	Other
Indigent	99	0	99	0	0	0	0
SMI (If ever)	11	0	11	0	0	0	0

Oklahoma Department of Mental Health and Substance Abuse Services

Counts of Admitted Clients Served by Funding Source for Each Agency During FY2002

OKLAHOMA BEHAVIORAL HEALTH SERVICES

	Total	Funding Source					
		Mental Health	Substance Abuse	Domestic Violence	Residential Care	Medicaid	Other
Total							
Unduplicated Count	438	438	0	0	0	0	0
Sex							
Female	171	171	0	0	0	0	0
Male	267	267	0	0	0	0	0
Age							
05-17	1	1	0	0	0	0	0
18-20	28	28	0	0	0	0	0
21-24	58	58	0	0	0	0	0
25-34	115	115	0	0	0	0	0
35-44	146	146	0	0	0	0	0
45-54	79	79	0	0	0	0	0
55-64	11	11	0	0	0	0	0
Race							
White	307	307	0	0	0	0	0
Black	81	81	0	0	0	0	0
Native American	33	33	0	0	0	0	0
Hispanic	10	10	0	0	0	0	0
Asian	5	5	0	0	0	0	0
Two or More Races	2	2	0	0	0	0	0
Presenting Problem/Diagnosis							
Alcohol Abuse	35	35	0	0	0	0	0
Developmental Disorder	10	10	0	0	0	0	0
Mood Disorder	146	146	0	0	0	0	0
Non Alcohol/Drug Related Organic	1	1	0	0	0	0	0
Other Non-Psychotic	14	14	0	0	0	0	0
Other Psychotic	66	66	0	0	0	0	0
Personality Disorder	53	53	0	0	0	0	0
Schizophrenia	28	28	0	0	0	0	0
Social Conditions	4	4	0	0	0	0	0
Substance Related	81	81	0	0	0	0	0
County of Residence							
Craig	1	1	0	0	0	0	0
Creek	2	2	0	0	0	0	0
Delaware	1	1	0	0	0	0	0
Hughes	1	1	0	0	0	0	0
Mayes	1	1	0	0	0	0	0
Rogers	2	2	0	0	0	0	0
Tulsa	423	423	0	0	0	0	0
Wagoner	6	6	0	0	0	0	0
Out of State/Unknown	1	1	0	0	0	0	0
Other Indicators							
Any Alcohol/Drug Problem	315	315	0	0	0	0	0
Custody of DHS	1	1	0	0	0	0	0
Custody of DOC	3	3	0	0	0	0	0
Deaf and Hard Hearing	2	2	0	0	0	0	0
Dual Diagnosis	119	119	0	0	0	0	0
Homeless	102	102	0	0	0	0	0
Indigent	405	405	0	0	0	0	0
SMI (If ever)	345	345	0	0	0	0	0

Notes: Information in this table is based on data reported to DMHSAS as of 07/01/2002. The same client may be counted in more than one category, e.g., clients can receive services under more than one contract source, in more than one "County of Residence," or may have multiple "Other Indicators." Please see Definition page for other considerations.

Oklahoma Department of Mental Health and Substance Abuse Services

Counts of Admitted Clients Served by Funding Source for Each Agency During FY2002

OKLAHOMA COUNTY CRISIS INTERVENTION CENTER

	Total	Funding Source					
		Mental Health	Substance Abuse	Domestic Violence	Residential Care	Medicaid	Other
Total							
Unduplicated Count	2,120	1,983	0	0	0	211	232
Sex							
Female	952	874	0	0	0	124	105
Male	1,168	1,109	0	0	0	87	127
Age							
05-17	3	3	0	0	0	1	0
18-20	134	129	0	0	0	8	15
21-24	232	213	0	0	0	24	26
25-34	590	558	0	0	0	49	59
35-44	711	673	0	0	0	74	73
45-54	361	330	0	0	0	39	49
55-64	81	70	0	0	0	16	7
65-74	7	6	0	0	0	0	3
85+	1	1	0	0	0	0	0
Race							
White	1,559	1,456	0	0	0	151	170
Black	355	330	0	0	0	47	39
Native American	96	90	0	0	0	8	14
Hispanic	55	54	0	0	0	3	3
Asian	25	24	0	0	0	1	2
Two or More Races	30	29	0	0	0	1	4
Presenting Problem/Diagnosis							
Alcohol Abuse	319	307	0	0	0	9	23
Developmental Disorder	5	5	0	0	0	0	0
Mood Disorder	815	769	0	0	0	73	77
Non Alcohol/Drug Related Organic	16	16	0	0	0	2	3
Other Non-Psychotic	176	162	0	0	0	17	24
Other Psychotic	362	331	0	0	0	52	55
Personality Disorder	1	1	0	0	0	0	0
Schizophrenia	192	168	0	0	0	49	32
Social Conditions	4	4	0	0	0	0	0
Substance Related	230	220	0	0	0	9	18
County of Residence							
Alfalfa	1	1	0	0	0	0	0
Beckham	1	1	0	0	0	0	0
Bryan	1	1	0	0	0	0	0
Caddo	2	2	0	0	0	0	0
Canadian	60	59	0	0	0	2	1
Carter	6	5	0	0	0	1	1
Cherokee	1	1	0	0	0	0	0
Cleveland	29	29	0	0	0	2	1
Coal	1	1	0	0	0	0	0
Comanche	1	1	0	0	0	0	0
Creek	7	7	0	0	0	0	1
Custer	3	3	0	0	0	1	1
Dewey	1	1	0	0	0	0	0
Garfield	10	10	0	0	0	0	0
Garvin	5	5	0	0	0	0	0
Grady	7	7	0	0	0	0	0

Notes: Information in this table is based on data reported to DMHSAS as of 07/01/2002. The same client may be counted in more than one category, e.g., clients can receive services under more than one contract source, in more than one "County of Residence," or may have multiple "Other Indicators." Please see Definition page for other considerations.

Oklahoma Department of Mental Health and Substance Abuse Services

Counts of Admitted Clients Served by Funding Source for Each Agency During FY2002

OKLAHOMA COUNTY CRISIS INTERVENTION CENTER

	Funding Source						
	Total	Mental Health	Substance Abuse	Domestic Violence	Residential Care	Medicaid	Other
Greer	1	1	0	0	0	0	0
Haskell	1	1	0	0	0	0	0
Jackson	2	2	0	0	0	0	0
Kay	2	1	0	0	0	1	0
Kingfisher	9	7	0	0	0	2	1
Kiowa	1	1	0	0	0	0	0
Lincoln	54	51	0	0	0	10	7
Logan	45	41	0	0	0	4	8
Major	1	1	0	0	0	0	0
Marshall	1	1	0	0	0	0	0
McClain	8	7	0	0	0	1	0
McIntosh	1	1	0	0	0	0	0
Murray	1	1	0	0	0	0	0
Muskogee	2	2	0	0	0	0	0
Noble	3	3	0	0	0	1	1
Oklahoma	1,592	1,498	0	0	0	167	160
Okmulgee	4	4	0	0	0	0	0
Osage	2	2	0	0	0	0	0
Pawnee	2	1	0	0	0	1	0
Payne	72	52	0	0	0	9	37
Pittsburgh	2	2	0	0	0	0	1
Pontotoc	4	4	0	0	0	0	0
Pottawatomie	29	29	0	0	0	1	1
Roger Mills	1	1	0	0	0	0	0
Seminole	4	4	0	0	0	0	0
Stephens	3	3	0	0	0	0	0
Tulsa	107	102	0	0	0	7	5
Wagoner	2	2	0	0	0	0	0
Washington	2	2	0	0	0	0	0
Out of State/Unknown	26	22	0	0	0	1	6
Other Indicators							
Any Alcohol/Drug Problem	1,120	1,075	0	0	0	65	94
Custody of DHS	1	1	0	0	0	0	0
Custody of DOC	32	31	0	0	0	4	1
Custody of OJA	1	1	0	0	0	0	0
Deaf and Hard Hearing	8	8	0	0	0	3	0
Dual Diagnosis	264	251	0	0	0	20	22
Homeless	434	421	0	0	0	29	33
Indigent	2,056	1,936	0	0	0	211	196
SMI (If ever)	1,789	1,667	0	0	0	201	206

Notes: Information in this table is based on data reported to DMHSAS as of 07/01/2002. The same client may be counted in more than one category, e.g., clients can receive services under more than one contract source, in more than one "County of Residence," or may have multiple "Other Indicators." Please see Definition page for other considerations.

Oklahoma Department of Mental Health and Substance Abuse Services

Counts of Admitted Clients Served by Funding Source for Each Agency During FY2002

OKLAHOMA YOUTH CENTER

	Total	Funding Source					
		Mental Health	Substance Abuse	Domestic Violence	Residential Care	Medicaid	Other
Total							
Unduplicated Count	432	115	0	0	0	291	94
Sex							
Female	217	60	0	0	0	146	47
Male	215	55	0	0	0	145	47
Age							
0-04	1	0	0	0	0	1	0
05-17	422	113	0	0	0	283	94
18-20	9	2	0	0	0	7	0
Race							
White	290	79	0	0	0	187	75
Black	44	5	0	0	0	37	5
Native American	31	11	0	0	0	23	5
Hispanic	12	4	0	0	0	8	1
Asian	3	0	0	0	0	2	1
Two or More Races	52	16	0	0	0	34	7
Presenting Problem/Diagnosis							
Alcohol Abuse	1	0	0	0	0	1	0
Developmental Disorder	33	3	0	0	0	25	7
Mood Disorder	324	91	0	0	0	215	72
Other Non-Psychotic	42	12	0	0	0	28	8
Other Psychotic	24	5	0	0	0	18	5
Schizophrenia	1	1	0	0	0	1	0
Substance Related	7	3	0	0	0	3	2
County of Residence							
Beaver	1	0	0	0	0	1	0
Beckham	3	1	0	0	0	2	0
Blaine	1	0	0	0	0	1	0
Bryan	2	0	0	0	0	1	1
Caddo	4	3	0	0	0	3	1
Canadian	11	5	0	0	0	6	3
Carter	10	3	0	0	0	8	1
Choctaw	2	0	0	0	0	2	0
Cleveland	115	32	0	0	0	70	37
Comanche	24	0	0	0	0	17	8
Cotton	1	1	0	0	0	1	0
Creek	1	0	0	0	0	1	0
Custer	6	0	0	0	0	6	0
Ellis	2	0	0	0	0	2	0
Garfield	3	0	0	0	0	2	1
Garvin	11	3	0	0	0	6	3
Grady	12	5	0	0	0	9	0
Haskell	1	0	0	0	0	1	0
Hughes	1	0	0	0	0	1	0
Jackson	4	1	0	0	0	3	0
Kay	1	0	0	0	0	1	0
Kingfisher	2	1	0	0	0	1	1
Kiowa	4	1	0	0	0	4	0
Latimer	1	0	0	0	0	1	0
Lincoln	3	0	0	0	0	2	1

Notes: Information in this table is based on data reported to DMHSAS as of 07/01/2002. The same client may be counted in more than one category, e.g., clients can receive services under more than one contract source, in more than one "County of Residence," or may have multiple "Other Indicators." Please see Definition page for other considerations.

Oklahoma Department of Mental Health and Substance Abuse Services

Counts of Admitted Clients Served by Funding Source for Each Agency During FY2002

OKLAHOMA YOUTH CENTER

	Funding Source						
	Total	Mental Health	Substance Abuse	Domestic Violence	Residential Care	Medicaid	Other
Logan	5	1	0	0	0	2	2
Love	1	1	0	0	0	1	0
Marshall	4	1	0	0	0	4	0
Mayes	1	0	0	0	0	1	0
McClain	12	3	0	0	0	9	2
Murray	6	3	0	0	0	6	0
Noble	2	1	0	0	0	1	0
Okfuskee	1	0	0	0	0	1	0
Oklahoma	108	31	0	0	0	68	22
Okmulgee	2	1	0	0	0	0	2
Payne	2	1	0	0	0	1	1
Pittsburgh	4	0	0	0	0	4	0
Pontotoc	7	1	0	0	0	5	1
Pottawatomie	14	2	0	0	0	10	2
Pushmataha	1	0	0	0	0	1	0
Rogers	1	1	0	0	0	0	0
Seminole	6	0	0	0	0	5	1
Sequoyah	2	1	0	0	0	0	1
Stephens	8	4	0	0	0	4	2
Texas	3	1	0	0	0	2	0
Tillman	2	0	0	0	0	2	0
Tulsa	7	2	0	0	0	6	1
Washington	1	1	0	0	0	1	0
Washita	5	2	0	0	0	5	0
Out of State/Unknown	1	1	0	0	0	0	0
Other Indicators							
Any Alcohol/Drug Problem	170	48	0	0	0	104	44
Custody of DHS	105	23	0	0	0	99	5
Custody of DOC	3	1	0	0	0	3	0
Custody of OJA	22	9	0	0	0	16	2
Deaf and Hard Hearing	3	0	0	0	0	3	0
Dual Diagnosis	43	11	0	0	0	24	13
Homeless	3	0	0	0	0	3	0
Indigent	371	106	0	0	0	279	48
SED (6-17)	364	96	0	0	0	249	77
SMI (If ever)	3	1	0	0	0	2	0

Notes: Information in this table is based on data reported to DMHSAS as of 07/01/2002. The same client may be counted in more than one category, e.g., clients can receive services under more than one contract source, in more than one "County of Residence," or may have multiple "Other Indicators." Please see Definition page for other considerations.

Oklahoma Department of Mental Health and Substance Abuse Services

Counts of Admitted Clients Served by Funding Source for Each Agency During FY2002

OKMULGEE CO FAMILY RESC CENTER

	Total	Funding Source					
		Mental Health	Substance Abuse	Domestic Violence	Residential Care	Medicaid	Other
Total							
Unduplicated Count	171	0	0	161	0	0	13
Sex							
Female	148	0	0	148	0	0	3
Male	23	0	0	13	0	0	10
Age							
0-04	17	0	0	17	0	0	0
05-17	20	0	0	20	0	0	0
18-20	15	0	0	15	0	0	0
21-24	22	0	0	20	0	0	3
25-34	46	0	0	43	0	0	4
35-44	39	0	0	35	0	0	5
45-54	9	0	0	8	0	0	1
55-64	3	0	0	3	0	0	0
Race							
White	99	0	0	91	0	0	9
Black	24	0	0	24	0	0	1
Native American	40	0	0	38	0	0	3
Hispanic	3	0	0	3	0	0	0
Asian	3	0	0	3	0	0	0
Two or More Races	2	0	0	2	0	0	0
Presenting Problem/Diagnosis							
Social Conditions	171	0	0	161	0	0	13
County of Residence							
Canadian	3	0	0	3	0	0	0
Creek	2	0	0	2	0	0	0
Hughes	1	0	0	1	0	0	0
LeFlore	1	0	0	1	0	0	0
McIntosh	4	0	0	4	0	0	1
Muskogee	2	0	0	2	0	0	0
Okfuskee	15	0	0	14	0	0	1
Okmulgee	131	0	0	122	0	0	11
Osage	1	0	0	1	0	0	0
Pittsburgh	3	0	0	3	0	0	0
Pontotoc	1	0	0	1	0	0	0
Seminole	1	0	0	1	0	0	0
Tulsa	3	0	0	3	0	0	0
Out of State/Unknown	3	0	0	3	0	0	0
Other Indicators							
Any Alcohol/Drug Problem	48	0	0	39	0	0	10
Custody of DOC	1	0	0	1	0	0	0
Homeless	18	0	0	18	0	0	0
Indigent	165	0	0	156	0	0	12
SMI (If ever)	28	0	0	28	0	0	1

Notes: Information in this table is based on data reported to DMHSAS as of 07/01/2002. The same client may be counted in more than one category, e.g., clients can receive services under more than one contract source, in more than one "County of Residence," or may have multiple "Other Indicators." Please see Definition page for other considerations.

Oklahoma Department of Mental Health and Substance Abuse Services

Counts of Admitted Clients Served by Funding Source for Each Agency During FY2002

OPPORTUNITIES, INC., CDTC

	Total	Funding Source					
		Mental Health	Substance Abuse	Domestic Violence	Residential Care	Medicaid	Other
Total							
Unduplicated Count	263	0	263	0	0	0	0
Sex							
Female	87	0	87	0	0	0	0
Male	176	0	176	0	0	0	0
Age							
18-20	28	0	28	0	0	0	0
21-24	40	0	40	0	0	0	0
25-34	79	0	79	0	0	0	0
35-44	86	0	86	0	0	0	0
45-54	27	0	27	0	0	0	0
55-64	3	0	3	0	0	0	0
Race							
White	191	0	191	0	0	0	0
Black	21	0	21	0	0	0	0
Native American	35	0	35	0	0	0	0
Hispanic	8	0	8	0	0	0	0
Two or More Races	8	0	8	0	0	0	0
Presenting Problem/Diagnosis							
Alcohol Abuse	108	0	108	0	0	0	0
Developmental Disorder	1	0	1	0	0	0	0
Social Conditions	1	0	1	0	0	0	0
Substance Related	153	0	153	0	0	0	0
County of Residence							
Alfalfa	1	0	1	0	0	0	0
Beckham	8	0	8	0	0	0	0
Blaine	15	0	15	0	0	0	0
Bryan	2	0	2	0	0	0	0
Caddo	26	0	26	0	0	0	0
Canadian	5	0	5	0	0	0	0
Cleveland	10	0	10	0	0	0	0
Comanche	7	0	7	0	0	0	0
Creek	2	0	2	0	0	0	0
Custer	15	0	15	0	0	0	0
Dewey	2	0	2	0	0	0	0
Garfield	7	0	7	0	0	0	0
Garvin	2	0	2	0	0	0	0
Grady	5	0	5	0	0	0	0
Greer	1	0	1	0	0	0	0
Jackson	1	0	1	0	0	0	0
Kay	5	0	5	0	0	0	0
Kingfisher	2	0	2	0	0	0	0
Kiowa	7	0	7	0	0	0	0
Logan	6	0	6	0	0	0	0
Love	1	0	1	0	0	0	0
Major	2	0	2	0	0	0	0
McClain	1	0	1	0	0	0	0
McIntosh	1	0	1	0	0	0	0
Muskogee	4	0	4	0	0	0	0
Noble	2	0	2	0	0	0	0

Notes: Information in this table is based on data reported to DMHSAS as of 07/01/2002. The same client may be counted in more than one category, e.g., clients can receive services under more than one contract source, in more than one "County of Residence," or may have multiple "Other Indicators." Please see Definition page for other considerations.

Oklahoma Department of Mental Health and Substance Abuse Services

Counts of Admitted Clients Served by Funding Source for Each Agency During FY2002

OPPORTUNITIES, INC., CDTC

	Funding Source					
	Total	Mental Health	Substance Abuse	Domestic Violence	Residential Care	Medicaid Other
Okfuskee	8	0	8	0	0	0
Oklahoma	56	0	56	0	0	0
Okmulgee	2	0	2	0	0	0
Osage	2	0	2	0	0	0
Pawnee	1	0	1	0	0	0
Payne	7	0	7	0	0	0
Pontotoc	1	0	1	0	0	0
Pottawatomie	9	0	9	0	0	0
Rogers	1	0	1	0	0	0
Seminole	1	0	1	0	0	0
Stephens	6	0	6	0	0	0
Texas	1	0	1	0	0	0
Tillman	1	0	1	0	0	0
Tulsa	15	0	15	0	0	0
Washington	2	0	2	0	0	0
Washita	5	0	5	0	0	0
Woodward	4	0	4	0	0	0
Out of State/Unknown	1	0	1	0	0	0
Other Indicators						
Any Alcohol/Drug Problem	263	0	263	0	0	0
Custody of DOC	14	0	14	0	0	0
Deaf and Hard Hearing	5	0	5	0	0	0
Homeless	25	0	25	0	0	0
Indigent	263	0	263	0	0	0
SMI (If ever)	62	0	62	0	0	0

Notes: Information in this table is based on data reported to DMHSAS as of 07/01/2002. The same client may be counted in more than one category, e.g., clients can receive services under more than one contract source, in more than one "County of Residence," or may have multiple "Other Indicators." Please see Definition page for other considerations.

Oklahoma Department of Mental Health and Substance Abuse Services

Counts of Admitted Clients Served by Funding Source for Each Agency During FY2002

ORCHARD GROVE

	Total	Funding Source					
		Mental Health	Substance Abuse	Domestic Violence	Residential Care	Medicaid	Other
Total							
Unduplicated Count	24	0	0	0	24	0	0
Sex							
Female	9	0	0	0	9	0	0
Male	15	0	0	0	15	0	0
Age							
21-24	2	0	0	0	2	0	0
25-34	7	0	0	0	7	0	0
35-44	8	0	0	0	8	0	0
45-54	6	0	0	0	6	0	0
55-64	1	0	0	0	1	0	0
Race							
White	21	0	0	0	21	0	0
Black	2	0	0	0	2	0	0
Native American	1	0	0	0	1	0	0
Presenting Problem/Diagnosis							
Developmental Disorder	7	0	0	0	7	0	0
Mood Disorder	1	0	0	0	1	0	0
Other Psychotic	2	0	0	0	2	0	0
Schizophrenia	13	0	0	0	13	0	0
Social Conditions	1	0	0	0	1	0	0
County of Residence							
Mayes	24	0	0	0	24	0	0
Other Indicators							
Custody of DOC	1	0	0	0	1	0	0
Homeless	1	0	0	0	1	0	0
Indigent	24	0	0	0	24	0	0
SMI (If ever)	24	0	0	0	24	0	0

Notes: Information in this table is based on data reported to DMHSAS as of 07/01/2002. The same client may be counted in more than one category, e.g., clients can receive services under more than one contract source, in more than one "County of Residence," or may have multiple "Other Indicators." Please see Definition page for other considerations.

Oklahoma Department of Mental Health and Substance Abuse Services

Counts of Admitted Clients Served by Funding Source for Each Agency During FY2002

PADEN RESIDENTIAL CARE

	Total	Funding Source					
		Mental Health	Substance Abuse	Domestic Violence	Residential Care	Medicaid	Other
Total							
Unduplicated Count	56	0	0	0	56	0	0
Sex							
Female	18	0	0	0	18	0	0
Male	38	0	0	0	38	0	0
Age							
18-20	1	0	0	0	1	0	0
21-24	1	0	0	0	1	0	0
25-34	10	0	0	0	10	0	0
35-44	11	0	0	0	11	0	0
45-54	17	0	0	0	17	0	0
55-64	12	0	0	0	12	0	0
65-74	3	0	0	0	3	0	0
75-84	1	0	0	0	1	0	0
Race							
White	48	0	0	0	48	0	0
Black	5	0	0	0	5	0	0
Native American	1	0	0	0	1	0	0
Asian	1	0	0	0	1	0	0
Two or More Races	1	0	0	0	1	0	0
Presenting Problem/Diagnosis							
Developmental Disorder	47	0	0	0	47	0	0
Mood Disorder	1	0	0	0	1	0	0
Other Psychotic	7	0	0	0	7	0	0
Social Conditions	1	0	0	0	1	0	0
County of Residence							
Cleveland	3	0	0	0	3	0	0
Lincoln	2	0	0	0	2	0	0
Okfuskee	47	0	0	0	47	0	0
Oklahoma	2	0	0	0	2	0	0
Woodward	2	0	0	0	2	0	0
Other Indicators							
Any Alcohol/Drug Problem	1	0	0	0	1	0	0
Indigent	53	0	0	0	53	0	0
SMI (If ever)	56	0	0	0	56	0	0

Notes: Information in this table is based on data reported to DMHSAS as of 07/01/2002. The same client may be counted in more than one category, e.g., clients can receive services under more than one contract source, in more than one "County of Residence," or may have multiple "Other Indicators." Please see Definition page for other considerations.

Oklahoma Department of Mental Health and Substance Abuse Services

Counts of Admitted Clients Served by Funding Source for Each Agency During FY2002

PARKSIDE, INC.

	Total	Funding Source					
		Mental Health	Substance Abuse	Domestic Violence	Residential Care	Medicaid	Other
Total							
Unduplicated Count	2,123	1,969	339	0	0	224	0
Sex							
Female	1,135	1,049	147	0	0	118	0
Male	988	920	192	0	0	106	0
Age							
05-17	40	34	0	0	0	15	0
18-20	49	45	8	0	0	4	0
21-24	129	117	30	0	0	6	0
25-34	414	388	79	0	0	28	0
35-44	641	599	133	0	0	71	0
45-54	558	514	76	0	0	63	0
55-64	225	214	10	0	0	22	0
65-74	56	48	3	0	0	12	0
75-84	9	8	0	0	0	3	0
85+	2	2	0	0	0	0	0
Race							
White	1,589	1,476	268	0	0	146	0
Black	369	338	41	0	0	60	0
Native American	83	77	22	0	0	10	0
Hispanic	28	27	3	0	0	2	0
Asian	11	10	1	0	0	2	0
Two or More Races	43	41	4	0	0	4	0
Presenting Problem/Diagnosis							
Alcohol Abuse	25	21	14	0	0	0	0
Developmental Disorder	22	18	0	0	0	8	0
Mood Disorder	1,185	1,112	217	0	0	71	0
Non Alcohol/Drug Related Organic	13	12	1	0	0	4	0
Other Non-Psychotic	159	148	13	0	0	15	0
Other Psychotic	282	262	35	0	0	36	0
Personality Disorder	22	20	4	0	0	4	0
Schizophrenia	376	341	37	0	0	84	0
Social Conditions	3	3	0	0	0	0	0
Substance Related	36	32	18	0	0	2	0
County of Residence							
Adair	2	2	0	0	0	1	0
Cherokee	1	1	1	0	0	0	0
Cleveland	2	1	1	0	0	0	0
Cotton	1	1	0	0	0	1	0
Creek	9	9	0	0	0	1	0
Custer	1	1	0	0	0	0	0
Kay	1	1	1	0	0	0	0
Lincoln	1	0	1	0	0	0	0
Mayes	1	1	0	0	0	0	0
Muskogee	1	1	0	0	0	0	0
Okmulgee	4	3	1	0	0	0	0
Osage	11	10	0	0	0	1	0
Ottawa	3	3	0	0	0	1	0
Pawnee	2	2	0	0	0	0	0
Pittsburgh	1	1	1	0	0	0	0

Notes: Information in this table is based on data reported to DMHSAS as of 07/01/2002. The same client may be counted in more than one category, e.g., clients can receive services under more than one contract source, in more than one "County of Residence," or may have multiple "Other Indicators." Please see Definition page for other considerations.

Oklahoma Department of Mental Health and Substance Abuse Services

Counts of Admitted Clients Served by Funding Source for Each Agency During FY2002

PARKSIDE, INC.

	Funding Source						
	Total	Mental Health	Substance Abuse	Domestic Violence	Residential Care	Medicaid	Other
Rogers	9	9	0	0	0	2	0
Tulsa	2,062	1,913	332	0	0	215	0
Wagoner	6	5	1	0	0	1	0
Washita	3	3	0	0	0	0	0
Out of State/Unknown	2	2	0	0	0	1	0
Other Indicators							
Any Alcohol/Drug Problem	893	793	320	0	0	84	0
Custody of DHS	7	6	0	0	0	5	0
Custody of DOC	12	12	2	0	0	0	0
Custody of OJA	1	1	0	0	0	0	0
Deaf and Hard Hearing	9	7	1	0	0	3	0
Dual Diagnosis	566	502	215	0	0	60	0
Homeless	207	194	44	0	0	18	0
Indigent	2,102	1,951	334	0	0	224	0
SED (6-17)	28	27	0	0	0	7	0
SMI (If ever)	2,041	1,895	332	0	0	208	0

Notes: Information in this table is based on data reported to DMHSAS as of 07/01/2002. The same client may be counted in more than one category, e.g., clients can receive services under more than one contract source, in more than one "County of Residence," or may have multiple "Other Indicators." Please see Definition page for other considerations.

Oklahoma Department of Mental Health and Substance Abuse Services

Counts of Admitted Clients Served by Funding Source for Each Agency During FY2002

PAYNE CO COUNSELING SVC,INC.

	Total	Funding Source					
		Mental Health	Substance Abuse	Domestic Violence	Residential Care	Medicaid	Other
Total							
Unduplicated Count	217	0	217	0	0	0	0
Sex							
Female	57	0	57	0	0	0	0
Male	160	0	160	0	0	0	0
Age							
05-17	1	0	1	0	0	0	0
18-20	43	0	43	0	0	0	0
21-24	76	0	76	0	0	0	0
25-34	36	0	36	0	0	0	0
35-44	46	0	46	0	0	0	0
45-54	12	0	12	0	0	0	0
55-64	2	0	2	0	0	0	0
65-74	1	0	1	0	0	0	0
Race							
White	186	0	186	0	0	0	0
Black	8	0	8	0	0	0	0
Native American	13	0	13	0	0	0	0
Hispanic	9	0	9	0	0	0	0
Asian	1	0	1	0	0	0	0
Presenting Problem/Diagnosis							
Alcohol Abuse	167	0	167	0	0	0	0
Substance Related	50	0	50	0	0	0	0
County of Residence							
Harper	1	0	1	0	0	0	0
Kay	1	0	1	0	0	0	0
Lincoln	4	0	4	0	0	0	0
Logan	1	0	1	0	0	0	0
Noble	1	0	1	0	0	0	0
Oklahoma	1	0	1	0	0	0	0
Osage	1	0	1	0	0	0	0
Ottawa	1	0	1	0	0	0	0
Pawnee	2	0	2	0	0	0	0
Payne	204	0	204	0	0	0	0
Other Indicators							
Any Alcohol/Drug Problem	217	0	217	0	0	0	0
Custody of DOC	3	0	3	0	0	0	0
Deaf and Hard Hearing	1	0	1	0	0	0	0
Homeless	1	0	1	0	0	0	0
Indigent	217	0	217	0	0	0	0
SMI (If ever)	10	0	10	0	0	0	0

Notes: Information in this table is based on data reported to DMHSAS as of 07/01/2002. The same client may be counted in more than one category, e.g., clients can receive services under more than one contract source, in more than one "County of Residence," or may have multiple "Other Indicators." Please see Definition page for other considerations.

Oklahoma Department of Mental Health and Substance Abuse Services

Counts of Admitted Clients Served by Funding Source for Each Agency During FY2002

PAYNE COUNTY DRUG COURT, INC.

	Total	Funding Source					
		Mental Health	Substance Abuse	Domestic Violence	Residential Care	Medicaid	Other
Total							
Unduplicated Count	17	0	17	0	0	0	0
Sex							
Female	4	0	4	0	0	0	0
Male	13	0	13	0	0	0	0
Age							
18-20	2	0	2	0	0	0	0
21-24	5	0	5	0	0	0	0
25-34	3	0	3	0	0	0	0
35-44	5	0	5	0	0	0	0
45-54	1	0	1	0	0	0	0
65-74	1	0	1	0	0	0	0
Race							
White	12	0	12	0	0	0	0
Black	2	0	2	0	0	0	0
Native American	2	0	2	0	0	0	0
Two or More Races	1	0	1	0	0	0	0
Presenting Problem/Diagnosis							
Social Conditions	17	0	17	0	0	0	0
County of Residence							
McCurtain	17	0	17	0	0	0	0
Other Indicators							
Any Alcohol/Drug Problem	17	0	17	0	0	0	0
Indigent	17	0	17	0	0	0	0

Notes: Information in this table is based on data reported to DMHSAS as of 07/01/2002. The same client may be counted in more than one category, e.g., clients can receive services under more than one contract source, in more than one "County of Residence," or may have multiple "Other Indicators." Please see Definition page for other considerations.

Oklahoma Department of Mental Health and Substance Abuse Services

Counts of Admitted Clients Served by Funding Source for Each Agency During FY2002

PEOPLE INCORPORATED

	Total	Funding Source					
		Mental Health	Substance Abuse	Domestic Violence	Residential Care	Medicaid	Other
Total							
Unduplicated Count	146	0	146	0	0	0	0
Sex							
Female	136	0	136	0	0	0	0
Male	10	0	10	0	0	0	0
Age							
18-20	15	0	15	0	0	0	0
21-24	35	0	35	0	0	0	0
25-34	67	0	67	0	0	0	0
35-44	25	0	25	0	0	0	0
45-54	3	0	3	0	0	0	0
55-64	1	0	1	0	0	0	0
Race							
White	88	0	88	0	0	0	0
Black	7	0	7	0	0	0	0
Native American	41	0	41	0	0	0	0
Hispanic	1	0	1	0	0	0	0
Two or More Races	9	0	9	0	0	0	0
Presenting Problem/Diagnosis							
Alcohol Abuse	74	0	74	0	0	0	0
Mood Disorder	2	0	2	0	0	0	0
Other Non-Psychotic	1	0	1	0	0	0	0
Substance Related	69	0	69	0	0	0	0
County of Residence							
Adair	8	0	8	0	0	0	0
Cherokee	15	0	15	0	0	0	0
Cleveland	1	0	1	0	0	0	0
Delaware	19	0	19	0	0	0	0
Mayes	49	0	49	0	0	0	0
Okmulgee	29	0	29	0	0	0	0
Osage	1	0	1	0	0	0	0
Ottawa	5	0	5	0	0	0	0
Sequoyah	19	0	19	0	0	0	0
Other Indicators							
Any Alcohol/Drug Problem	146	0	146	0	0	0	0
Custody of DOC	2	0	2	0	0	0	0
Dual Diagnosis	8	0	8	0	0	0	0
Homeless	6	0	6	0	0	0	0
Indigent	146	0	146	0	0	0	0
SMI (If ever)	44	0	44	0	0	0	0

Notes: Information in this table is based on data reported to DMHSAS as of 07/01/2002. The same client may be counted in more than one category, e.g., clients can receive services under more than one contract source, in more than one "County of Residence," or may have multiple "Other Indicators." Please see Definition page for other considerations.

Oklahoma Department of Mental Health and Substance Abuse Services

Counts of Admitted Clients Served by Funding Source for Each Agency During FY2002

PRAGUE ASSISTED LIVING CENTER

		Funding Source						
		Total	Mental Health	Substance Abuse	Domestic Violence	Residential Care	Medicaid Other	
Total	Unduplicated Count	54	0	0	0	54	0	0
Sex	Female	23	0	0	0	23	0	0
	Male	31	0	0	0	31	0	0
Age	21-24	3	0	0	0	3	0	0
	25-34	4	0	0	0	4	0	0
	35-44	20	0	0	0	20	0	0
	45-54	18	0	0	0	18	0	0
	55-64	7	0	0	0	7	0	0
	65-74	2	0	0	0	2	0	0
Race	White	33	0	0	0	33	0	0
	Black	18	0	0	0	18	0	0
	Native American	3	0	0	0	3	0	0
Presenting Problem/Diagnosis	Mood Disorder	36	0	0	0	36	0	0
	Other Psychotic	17	0	0	0	17	0	0
	Social Conditions	1	0	0	0	1	0	0
County of Residence	Carter	1	0	0	0	1	0	0
	Lincoln	53	0	0	0	53	0	0
Other Indicators	Any Alcohol/Drug Problem	2	0	0	0	2	0	0
	Custody of DOC	1	0	0	0	1	0	0
	Indigent	54	0	0	0	54	0	0
	SMI (If ever)	54	0	0	0	54	0	0

Notes: Information in this table is based on data reported to DMHSAS as of 07/01/2002. The same client may be counted in more than one category, e.g., clients can receive services under more than one contract source, in more than one "County of Residence," or may have multiple "Other Indicators." Please see Definition page for other considerations.

Oklahoma Department of Mental Health and Substance Abuse Services

Counts of Admitted Clients Served by Funding Source for Each Agency During FY2002

PROJECT SAFE, INC.

	Total	Funding Source					
		Mental Health	Substance Abuse	Domestic Violence	Residential Care	Medicaid	Other
Total							
Unduplicated Count	312	0	0	312	0	0	0
Sex							
Female	181	0	0	181	0	0	0
Male	131	0	0	131	0	0	0
Age							
0-04	23	0	0	23	0	0	0
05-17	62	0	0	62	0	0	0
18-20	16	0	0	16	0	0	0
21-24	29	0	0	29	0	0	0
25-34	85	0	0	85	0	0	0
35-44	70	0	0	70	0	0	0
45-54	20	0	0	20	0	0	0
55-64	6	0	0	6	0	0	0
65-74	1	0	0	1	0	0	0
Race							
White	229	0	0	229	0	0	0
Black	25	0	0	25	0	0	0
Native American	38	0	0	38	0	0	0
Hispanic	5	0	0	5	0	0	0
Asian	2	0	0	2	0	0	0
Two or More Races	13	0	0	13	0	0	0
Presenting Problem/Diagnosis							
Social Conditions	310	0	0	310	0	0	0
Substance Related	2	0	0	2	0	0	0
County of Residence							
Adair	3	0	0	3	0	0	0
Canadian	1	0	0	1	0	0	0
Comanche	1	0	0	1	0	0	0
Lincoln	13	0	0	13	0	0	0
Logan	2	0	0	2	0	0	0
McClain	1	0	0	1	0	0	0
Okfuskee	2	0	0	2	0	0	0
Oklahoma	28	0	0	28	0	0	0
Payne	1	0	0	1	0	0	0
Pontotoc	1	0	0	1	0	0	0
Pottawatomie	246	0	0	246	0	0	0
Seminole	4	0	0	4	0	0	0
Sequoyah	1	0	0	1	0	0	0
Out of State/Unknown	8	0	0	8	0	0	0
Other Indicators							
Any Alcohol/Drug Problem	2	0	0	2	0	0	0
Indigent	291	0	0	291	0	0	0
SMI (If ever)	28	0	0	28	0	0	0

Notes: Information in this table is based on data reported to DMHSAS as of 07/01/2002. The same client may be counted in more than one category, e.g., clients can receive services under more than one contract source, in more than one "County of Residence," or may have multiple "Other Indicators." Please see Definition page for other considerations.

Oklahoma Department of Mental Health and Substance Abuse Services

Counts of Admitted Clients Served by Funding Source for Each Agency During FY2002

RAMBLING ROSE RESIDENTIAL CARE

	Total	Funding Source					
		Mental Health	Substance Abuse	Domestic Violence	Residential Care	Medicaid	Other
Total							
Unduplicated Count	25	0	0	0	25	0	0
Sex							
Female	11	0	0	0	11	0	0
Male	14	0	0	0	14	0	0
Age							
18-20	2	0	0	0	2	0	0
25-34	1	0	0	0	1	0	0
35-44	8	0	0	0	8	0	0
45-54	7	0	0	0	7	0	0
55-64	3	0	0	0	3	0	0
65-74	3	0	0	0	3	0	0
75-84	1	0	0	0	1	0	0
Race							
White	24	0	0	0	24	0	0
Two or More Races	1	0	0	0	1	0	0
Presenting Problem/Diagnosis							
Developmental Disorder	1	0	0	0	1	0	0
Mood Disorder	18	0	0	0	18	0	0
Other Psychotic	2	0	0	0	2	0	0
Social Conditions	3	0	0	0	3	0	0
Deferred/No Diagnosis	1	0	0	0	1	0	0
County of Residence							
Craig	1	0	0	0	1	0	0
Mayes	23	0	0	0	23	0	0
McIntosh	1	0	0	0	1	0	0
Other Indicators							
Indigent	25	0	0	0	25	0	0
SMI (If ever)	25	0	0	0	25	0	0

Notes: Information in this table is based on data reported to DMHSAS as of 07/01/2002. The same client may be counted in more than one category, e.g., clients can receive services under more than one contract source, in more than one "County of Residence," or may have multiple "Other Indicators." Please see Definition page for other considerations.

Oklahoma Department of Mental Health and Substance Abuse Services

Counts of Admitted Clients Served by Funding Source for Each Agency During FY2002

RED ROCK BEHAVIORAL HEALTH SVC

	Total	Funding Source					
		Mental Health	Substance Abuse	Domestic Violence	Residential Care	Medicaid	Other
Total							
Unduplicated Count	1,387	1,017	69	0	0	471	24
Sex							
Female	704	498	9	0	0	288	10
Male	683	519	60	0	0	183	14
Age							
05-17	305	304	0	0	0	5	0
18-20	45	40	3	0	0	3	1
21-24	51	39	2	0	0	16	1
25-34	175	128	22	0	0	52	3
35-44	311	215	34	0	0	123	10
45-54	246	167	8	0	0	104	5
55-64	115	81	0	0	0	51	4
65-74	76	31	0	0	0	56	0
75-84	39	9	0	0	0	38	0
85+	24	3	0	0	0	23	0
Race							
White	942	713	57	0	0	289	20
Black	324	202	8	0	0	158	3
Native American	35	23	3	0	0	13	0
Hispanic	19	19	0	0	0	1	0
Asian	4	3	0	0	0	1	1
Two or More Races	63	57	1	0	0	9	0
Presenting Problem/Diagnosis							
Alcohol Abuse	13	7	6	0	0	2	0
Developmental Disorder	96	91	0	0	0	7	0
Mood Disorder	558	433	25	0	0	165	5
Non Alcohol/Drug Related Organic	29	11	0	0	0	23	0
Other Non-Psychotic	214	150	17	0	0	67	0
Other Psychotic	163	119	2	0	0	74	10
Personality Disorder	7	4	1	0	0	4	0
Schizophrenia	231	137	6	0	0	122	9
Social Conditions	44	40	0	0	0	4	0
Substance Related	32	25	12	0	0	3	0
County of Residence							
Beckham	1	0	0	0	0	1	0
Bryan	1	0	0	0	0	1	0
Canadian	2	2	0	0	0	1	0
Carter	1	1	0	0	0	1	0
Cleveland	14	6	2	0	0	9	0
Creek	1	0	0	0	0	1	0
Custer	1	1	0	0	0	0	0
Dewey	1	1	0	0	0	0	0
Garfield	1	0	0	0	0	1	0
Jackson	1	1	0	0	0	0	0
Kay	1	1	0	0	0	0	0
Lincoln	196	158	10	0	0	54	0
McClain	1	1	0	0	0	0	0
Okfuskee	1	1	0	0	0	1	0
Oklahoma	759	539	55	0	0	244	0

Notes: Information in this table is based on data reported to DMHSAS as of 07/01/2002. The same client may be counted in more than one category, e.g., clients can receive services under more than one contract source, in more than one "County of Residence," or may have multiple "Other Indicators." Please see Definition page for other considerations.

Oklahoma Department of Mental Health and Substance Abuse Services

Counts of Admitted Clients Served by Funding Source for Each Agency During FY2002

RED ROCK BEHAVIORAL HEALTH SVC

	Total	Funding Source					
		Mental Health	Substance Abuse	Domestic Violence	Residential Care	Medicaid	Other
Payne	10	0	0	0	0	10	0
Pottawatomie	288	202	0	0	0	110	0
Roger Mills	1	0	0	0	0	1	0
Seminole	24	23	1	0	0	0	0
Stephens	2	2	0	0	0	0	0
Tulsa	79	77	1	0	0	36	23
Wagoner	1	1	0	0	0	0	1
Other Indicators							
Any Alcohol/Drug Problem	353	257	57	0	0	97	5
Custody of DHS	2	1	0	0	0	1	0
Custody of DOC	15	12	2	0	0	3	2
Custody of OJA	5	5	0	0	0	0	0
Deaf and Hard Hearing	6	1	0	0	0	6	0
Dual Diagnosis	211	157	24	0	0	65	3
Homeless	22	17	8	0	0	7	4
Indigent	1,353	986	69	0	0	468	23
SED (6-17)	45	45	0	0	0	0	0
SMI (If ever)	844	589	41	0	0	337	24

Notes: Information in this table is based on data reported to DMHSAS as of 07/01/2002. The same client may be counted in more than one category, e.g., clients can receive services under more than one contract source, in more than one "County of Residence," or may have multiple "Other Indicators." Please see Definition page for other considerations.

Oklahoma Department of Mental Health and Substance Abuse Services

Counts of Admitted Clients Served by Funding Source for Each Agency During FY2002

RED ROCK WEST

	Total	Funding Source					
		Mental Health	Substance Abuse	Domestic Violence	Residential Care	Medicaid	Other
Total							
Unduplicated Count	929	742	49	0	0	367	0
Sex							
Female	502	386	18	0	0	231	0
Male	427	356	31	0	0	136	0
Age							
0-04	6	6	0	0	0	2	0
05-17	108	92	10	0	0	46	0
18-20	64	62	3	0	0	10	0
21-24	59	46	8	0	0	16	0
25-34	165	135	13	0	0	51	0
35-44	236	196	9	0	0	95	0
45-54	169	130	6	0	0	71	0
55-64	89	58	0	0	0	55	0
65-74	18	12	0	0	0	10	0
75-84	9	3	0	0	0	6	0
85+	6	2	0	0	0	5	0
Race							
White	766	609	38	0	0	304	0
Black	39	31	1	0	0	16	0
Native American	43	36	5	0	0	18	0
Hispanic	28	24	2	0	0	6	0
Two or More Races	53	42	3	0	0	23	0
Presenting Problem/Diagnosis							
Alcohol Abuse	42	32	16	0	0	3	0
Developmental Disorder	39	30	7	0	0	11	0
Mood Disorder	399	319	9	0	0	172	0
Non Alcohol/Drug Related Organic	4	4	0	0	0	1	0
Other Non-Psychotic	213	178	5	0	0	75	0
Other Psychotic	74	58	0	0	0	33	0
Personality Disorder	20	17	1	0	0	8	0
Schizophrenia	95	67	1	0	0	56	0
Social Conditions	3	2	1	0	0	1	0
Substance Related	40	35	9	0	0	7	0
County of Residence							
Beckham	260	197	12	0	0	107	0
Blaine	115	98	0	0	0	37	0
Caddo	19	13	3	0	0	6	0
Canadian	2	1	0	0	0	1	0
Cleveland	1	1	0	0	0	0	0
Comanche	1	1	0	0	0	0	0
Custer	261	217	28	0	0	109	0
Dewey	11	9	0	0	0	3	0
Ellis	1	0	0	0	0	1	0
Garfield	1	1	0	0	0	0	0
Garvin	1	1	0	0	0	0	0
Greer	36	30	1	0	0	12	0
Harmon	1	1	0	0	0	0	0
Jackson	5	5	0	0	0	0	0
Kingfisher	3	3	0	0	0	2	0

Notes: Information in this table is based on data reported to DMHSAS as of 07/01/2002. The same client may be counted in more than one category, e.g., clients can receive services under more than one contract source, in more than one "County of Residence," or may have multiple "Other Indicators." Please see Definition page for other considerations.

Oklahoma Department of Mental Health and Substance Abuse Services

Counts of Admitted Clients Served by Funding Source for Each Agency During FY2002

RED ROCK WEST

	Funding Source						
	Total	Mental Health	Substance Abuse	Domestic Violence	Residential Care	Medicaid Other	
Kiowa	88	72	0	0	0	31	0
Lincoln	1	1	0	0	0	0	0
Love	1	1	0	0	0	0	0
Major	1	1	0	0	0	0	0
Murray	1	1	0	0	0	1	0
Oklahoma	2	2	0	0	0	0	0
Ottawa	1	1	0	0	0	1	0
Pittsburgh	1	1	0	0	0	1	0
Roger Mills	13	11	0	0	0	5	0
Stephens	1	1	0	0	0	0	0
Tulsa	2	2	0	0	0	0	0
Wagoner	1	1	0	0	0	0	0
Washita	93	64	5	0	0	50	0
Woods	1	1	0	0	0	0	0
Out of State/Unknown	4	4	0	0	0	0	0
Other Indicators							
Any Alcohol/Drug Problem	248	209	43	0	0	62	0
Custody of DHS	27	21	0	0	0	19	0
Custody of DOC	9	8	1	0	0	3	0
Custody of OJA	7	5	1	0	0	2	0
Deaf and Hard Hearing	5	4	1	0	0	3	0
Dual Diagnosis	76	68	5	0	0	30	0
Homeless	27	26	0	0	0	6	0
Indigent	909	723	46	0	0	362	0
SED (6-17)	28	21	6	0	0	16	0
SMI (If ever)	540	412	9	0	0	265	0

Notes: Information in this table is based on data reported to DMHSAS as of 07/01/2002. The same client may be counted in more than one category, e.g., clients can receive services under more than one contract source, in more than one "County of Residence," or may have multiple "Other Indicators." Please see Definition page for other considerations.

Oklahoma Department of Mental Health and Substance Abuse Services

Counts of Admitted Clients Served by Funding Source for Each Agency During FY2002

RIVERSIDE COUNSELING

	Total	Funding Source					
		Mental Health	Substance Abuse	Domestic Violence	Residential Care	Medicaid	Other
Total							
Unduplicated Count	31	0	31	0	0	0	0
Sex							
Female	14	0	14	0	0	0	0
Male	17	0	17	0	0	0	0
Age							
18-20	1	0	1	0	0	0	0
21-24	6	0	6	0	0	0	0
25-34	7	0	7	0	0	0	0
35-44	14	0	14	0	0	0	0
45-54	3	0	3	0	0	0	0
Race							
White	23	0	23	0	0	0	0
Black	1	0	1	0	0	0	0
Native American	4	0	4	0	0	0	0
Two or More Races	3	0	3	0	0	0	0
Presenting Problem/Diagnosis							
Alcohol Abuse	7	0	7	0	0	0	0
Substance Related	24	0	24	0	0	0	0
County of Residence							
Cleveland	3	0	3	0	0	0	0
Garvin	13	0	13	0	0	0	0
McClain	9	0	9	0	0	0	0
Murray	1	0	1	0	0	0	0
Oklahoma	3	0	3	0	0	0	0
Pottawatomie	2	0	2	0	0	0	0
Other Indicators							
Any Alcohol/Drug Problem	31	0	31	0	0	0	0
Custody of DOC	2	0	2	0	0	0	0
Dual Diagnosis	2	0	2	0	0	0	0
Indigent	16	0	16	0	0	0	0
SMI (If ever)	2	0	2	0	0	0	0

Notes: Information in this table is based on data reported to DMHSAS as of 07/01/2002. The same client may be counted in more than one category, e.g., clients can receive services under more than one contract source, in more than one "County of Residence," or may have multiple "Other Indicators." Please see Definition page for other considerations.

Oklahoma Department of Mental Health and Substance Abuse Services

Counts of Admitted Clients Served by Funding Source for Each Agency During FY2002

ROADBACK, INC.

	Total	Funding Source					
		Mental Health	Substance Abuse	Domestic Violence	Residential Care	Medicaid	Other
Total							
Unduplicated Count	372	0	372	0	0	0	0
Sex							
Female	133	0	133	0	0	0	0
Male	239	0	239	0	0	0	0
Age							
05-17	36	0	36	0	0	0	0
18-20	16	0	16	0	0	0	0
21-24	43	0	43	0	0	0	0
25-34	76	0	76	0	0	0	0
35-44	139	0	139	0	0	0	0
45-54	47	0	47	0	0	0	0
55-64	11	0	11	0	0	0	0
65-74	3	0	3	0	0	0	0
75-84	1	0	1	0	0	0	0
Race							
White	227	0	227	0	0	0	0
Black	73	0	73	0	0	0	0
Native American	59	0	59	0	0	0	0
Hispanic	11	0	11	0	0	0	0
Two or More Races	2	0	2	0	0	0	0
Presenting Problem/Diagnosis							
Alcohol Abuse	154	0	154	0	0	0	0
Substance Related	218	0	218	0	0	0	0
County of Residence							
Beckham	4	0	4	0	0	0	0
Blaine	2	0	2	0	0	0	0
Bryan	1	0	1	0	0	0	0
Caddo	14	0	14	0	0	0	0
Canadian	8	0	8	0	0	0	0
Carter	8	0	8	0	0	0	0
Choctaw	1	0	1	0	0	0	0
Cleveland	4	0	4	0	0	0	0
Comanche	200	0	200	0	0	0	0
Cotton	1	0	1	0	0	0	0
Creek	3	0	3	0	0	0	0
Custer	6	0	6	0	0	0	0
Garfield	1	0	1	0	0	0	0
Grady	9	0	9	0	0	0	0
Greer	4	0	4	0	0	0	0
Haskell	1	0	1	0	0	0	0
Hughes	4	0	4	0	0	0	0
Jackson	22	0	22	0	0	0	0
Johnston	1	0	1	0	0	0	0
Kay	3	0	3	0	0	0	0
Kiowa	6	0	6	0	0	0	0
Logan	2	0	2	0	0	0	0
McClain	4	0	4	0	0	0	0
McCurtain	3	0	3	0	0	0	0
McIntosh	1	0	1	0	0	0	0

Notes: Information in this table is based on data reported to DMHSAS as of 07/01/2002. The same client may be counted in more than one category, e.g., clients can receive services under more than one contract source, in more than one "County of Residence," or may have multiple "Other Indicators." Please see Definition page for other considerations.

Oklahoma Department of Mental Health and Substance Abuse Services

Counts of Admitted Clients Served by Funding Source for Each Agency During FY2002

ROADBACK, INC.

	Total	Funding Source					
		Mental Health	Substance Abuse	Domestic Violence	Residential Care	Medicaid	Other
Muskogee	2	0	2	0	0	0	0
Noble	1	0	1	0	0	0	0
Okfuskee	2	0	2	0	0	0	0
Oklahoma	14	0	14	0	0	0	0
Pawnee	1	0	1	0	0	0	0
Payne	4	0	4	0	0	0	0
Pittsburgh	2	0	2	0	0	0	0
Pontotoc	3	0	3	0	0	0	0
Pottawatomie	1	0	1	0	0	0	0
Rogers	1	0	1	0	0	0	0
Stephens	12	0	12	0	0	0	0
Tillman	4	0	4	0	0	0	0
Tulsa	5	0	5	0	0	0	0
Wagoner	2	0	2	0	0	0	0
Washita	1	0	1	0	0	0	0
Woodward	1	0	1	0	0	0	0
Out of State/Unknown	3	0	3	0	0	0	0
Other Indicators							
Any Alcohol/Drug Problem	372	0	372	0	0	0	0
Custody of DOC	10	0	10	0	0	0	0
Homeless	103	0	103	0	0	0	0
Indigent	360	0	360	0	0	0	0
SMI (If ever)	73	0	73	0	0	0	0

Notes: Information in this table is based on data reported to DMHSAS as of 07/01/2002. The same client may be counted in more than one category, e.g., clients can receive services under more than one contract source, in more than one "County of Residence," or may have multiple "Other Indicators." Please see Definition page for other considerations.

Oklahoma Department of Mental Health and Substance Abuse Services

Counts of Admitted Clients Served by Funding Source for Each Agency During FY2002

ROGERS CO COMMUNITY SERVICES

	Total	Funding Source					
		Mental Health	Substance Abuse	Domestic Violence	Residential Care	Medicaid	Other
Total							
Unduplicated Count	316	0	0	316	0	0	0
Sex							
Female	173	0	0	173	0	0	0
Male	143	0	0	143	0	0	0
Age							
0-04	32	0	0	32	0	0	0
05-17	49	0	0	49	0	0	0
18-20	16	0	0	16	0	0	0
21-24	33	0	0	33	0	0	0
25-34	95	0	0	95	0	0	0
35-44	70	0	0	70	0	0	0
45-54	18	0	0	18	0	0	0
55-64	2	0	0	2	0	0	0
65-74	1	0	0	1	0	0	0
Race							
White	232	0	0	232	0	0	0
Black	9	0	0	9	0	0	0
Native American	45	0	0	45	0	0	0
Hispanic	9	0	0	9	0	0	0
Asian	4	0	0	4	0	0	0
Two or More Races	17	0	0	17	0	0	0
Presenting Problem/Diagnosis							
Other Psychotic	1	0	0	1	0	0	0
Social Conditions	312	0	0	312	0	0	0
Deferred/No Diagnosis	3	0	0	3	0	0	0
County of Residence							
Adair	2	0	0	2	0	0	0
Beaver	1	0	0	1	0	0	0
Cherokee	3	0	0	3	0	0	0
Comanche	1	0	0	1	0	0	0
Craig	4	0	0	4	0	0	0
Creek	1	0	0	1	0	0	0
Delaware	2	0	0	2	0	0	0
Hughes	1	0	0	1	0	0	0
LeFlore	2	0	0	2	0	0	0
Mayes	66	0	0	66	0	0	0
Osage	2	0	0	2	0	0	0
Pittsburgh	1	0	0	1	0	0	0
Rogers	208	0	0	208	0	0	0
Stephens	1	0	0	1	0	0	0
Tulsa	11	0	0	11	0	0	0
Wagoner	3	0	0	3	0	0	0
Washington	2	0	0	2	0	0	0
Out of State/Unknown	5	0	0	5	0	0	0
Other Indicators							
Any Alcohol/Drug Problem	10	0	0	10	0	0	0
Custody of DOC	4	0	0	4	0	0	0
Homeless	94	0	0	94	0	0	0
Indigent	252	0	0	252	0	0	0

Notes: Information in this table is based on data reported to DMHSAS as of 07/01/2002. The same client may be counted in more than one category, e.g., clients can receive services under more than one contract source, in more than one "County of Residence," or may have multiple "Other Indicators." Please see Definition page for other considerations.

Oklahoma Department of Mental Health and Substance Abuse Services

Counts of Admitted Clients Served by Funding Source for Each Agency During FY2002

ROGERS CO COMMUNITY SERVICES

	Funding Source					
	Total	Mental Health	Substance Abuse	Domestic Violence	Residential Care	Medicaid Other
SMI (If ever)	38	0	0	38	0	0

Oklahoma Department of Mental Health and Substance Abuse Services

Counts of Admitted Clients Served by Funding Source for Each Agency During FY2002

ROGERS COUNTY DRUG ABUSE

	Total	Funding Source					
		Mental Health	Substance Abuse	Domestic Violence	Residential Care	Medicaid	Other
Total							
Unduplicated Count	252	0	252	0	0	0	0
Sex							
Female	68	0	68	0	0	0	0
Male	184	0	184	0	0	0	0
Age							
05-17	11	0	11	0	0	0	0
18-20	28	0	28	0	0	0	0
21-24	36	0	36	0	0	0	0
25-34	92	0	92	0	0	0	0
35-44	66	0	66	0	0	0	0
45-54	14	0	14	0	0	0	0
55-64	4	0	4	0	0	0	0
65-74	1	0	1	0	0	0	0
Race							
White	200	0	200	0	0	0	0
Black	2	0	2	0	0	0	0
Native American	46	0	46	0	0	0	0
Hispanic	1	0	1	0	0	0	0
Two or More Races	3	0	3	0	0	0	0
Presenting Problem/Diagnosis							
Alcohol Abuse	99	0	99	0	0	0	0
Social Conditions	11	0	11	0	0	0	0
Substance Related	142	0	142	0	0	0	0
County of Residence							
Craig	3	0	3	0	0	0	0
Creek	1	0	1	0	0	0	0
Mayes	28	0	28	0	0	0	0
Rogers	210	0	210	0	0	0	0
Tulsa	6	0	6	0	0	0	0
Wagoner	3	0	3	0	0	0	0
Washington	1	0	1	0	0	0	0
Other Indicators							
Any Alcohol/Drug Problem	242	0	242	0	0	0	0
Custody of DOC	5	0	5	0	0	0	0
Custody of OJA	1	0	1	0	0	0	0
Indigent	251	0	251	0	0	0	0
SMI (If ever)	41	0	41	0	0	0	0

Notes: Information in this table is based on data reported to DMHSAS as of 07/01/2002. The same client may be counted in more than one category, e.g., clients can receive services under more than one contract source, in more than one "County of Residence," or may have multiple "Other Indicators." Please see Definition page for other considerations.

Oklahoma Department of Mental Health and Substance Abuse Services

Counts of Admitted Clients Served by Funding Source for Each Agency During FY2002

S.O.S. FOR FAMILIES

	Total	Funding Source					
		Mental Health	Substance Abuse	Domestic Violence	Residential Care	Medicaid	Other
Total							
Unduplicated Count	414	0	0	414	0	0	1
Sex							
Female	245	0	0	245	0	0	1
Male	169	0	0	169	0	0	0
Age							
0-04	17	0	0	17	0	0	0
05-17	44	0	0	44	0	0	0
18-20	25	0	0	25	0	0	0
21-24	49	0	0	49	0	0	1
25-34	145	0	0	145	0	0	0
35-44	94	0	0	94	0	0	0
45-54	29	0	0	29	0	0	0
55-64	8	0	0	8	0	0	0
65-74	2	0	0	2	0	0	0
85+	1	0	0	1	0	0	0
Race							
White	261	0	0	261	0	0	0
Black	56	0	0	56	0	0	0
Native American	72	0	0	72	0	0	1
Hispanic	7	0	0	7	0	0	0
Asian	2	0	0	2	0	0	0
Two or More Races	16	0	0	16	0	0	0
Presenting Problem/Diagnosis							
Alcohol Abuse	1	0	0	1	0	0	0
Mood Disorder	1	0	0	1	0	0	0
Social Conditions	409	0	0	409	0	0	1
Substance Related	2	0	0	2	0	0	0
Unknown/Other	1	0	0	1	0	0	0
County of Residence							
Bryan	3	0	0	3	0	0	0
Choctaw	48	0	0	48	0	0	0
Coal	4	0	0	4	0	0	0
Comanche	1	0	0	1	0	0	0
LeFlore	3	0	0	3	0	0	0
McCurtain	298	0	0	298	0	0	1
Pushmataha	34	0	0	34	0	0	0
Roger Mills	3	0	0	3	0	0	0
Out of State/Unknown	20	0	0	20	0	0	0
Other Indicators							
Any Alcohol/Drug Problem	99	0	0	99	0	0	0
Custody of DHS	1	0	0	1	0	0	0
Custody of DOC	2	0	0	2	0	0	0
Homeless	88	0	0	88	0	0	0
Indigent	398	0	0	398	0	0	1
SMI (If ever)	26	0	0	26	0	0	0

Notes: Information in this table is based on data reported to DMHSAS as of 07/01/2002. The same client may be counted in more than one category, e.g., clients can receive services under more than one contract source, in more than one "County of Residence," or may have multiple "Other Indicators." Please see Definition page for other considerations.

Oklahoma Department of Mental Health and Substance Abuse Services

Counts of Admitted Clients Served by Funding Source for Each Agency During FY2002

S.W. YOUTH & FAMILY SERVICES

	Total	Funding Source					
		Mental Health	Substance Abuse	Domestic Violence	Residential Care	Medicaid	Other
Total							
Unduplicated Count	237	0	237	0	0	0	0
Sex							
Female	141	0	141	0	0	0	0
Male	96	0	96	0	0	0	0
Age							
05-17	125	0	125	0	0	0	0
18-20	15	0	15	0	0	0	0
21-24	27	0	27	0	0	0	0
25-34	36	0	36	0	0	0	0
35-44	22	0	22	0	0	0	0
45-54	11	0	11	0	0	0	0
55-64	1	0	1	0	0	0	0
Race							
White	172	0	172	0	0	0	0
Black	9	0	9	0	0	0	0
Native American	36	0	36	0	0	0	0
Hispanic	4	0	4	0	0	0	0
Asian	4	0	4	0	0	0	0
Two or More Races	12	0	12	0	0	0	0
Presenting Problem/Diagnosis							
Alcohol Abuse	36	0	36	0	0	0	0
Mood Disorder	1	0	1	0	0	0	0
Social Conditions	102	0	102	0	0	0	0
Substance Related	98	0	98	0	0	0	0
County of Residence							
Alfalfa	1	0	1	0	0	0	0
Caddo	48	0	48	0	0	0	0
Comanche	2	0	2	0	0	0	0
Garfield	1	0	1	0	0	0	0
Garvin	1	0	1	0	0	0	0
Grady	175	0	175	0	0	0	0
Hughes	1	0	1	0	0	0	0
McClain	1	0	1	0	0	0	0
McCurtain	1	0	1	0	0	0	0
Oklahoma	2	0	2	0	0	0	0
Pottawatomie	1	0	1	0	0	0	0
Seminole	1	0	1	0	0	0	0
Stephens	2	0	2	0	0	0	0
Other Indicators							
Any Alcohol/Drug Problem	140	0	140	0	0	0	0
Custody of DHS	16	0	16	0	0	0	0
Custody of OJA	30	0	30	0	0	0	0
Homeless	3	0	3	0	0	0	0
Indigent	223	0	223	0	0	0	0
SMI (If ever)	13	0	13	0	0	0	0

Notes: Information in this table is based on data reported to DMHSAS as of 07/01/2002. The same client may be counted in more than one category, e.g., clients can receive services under more than one contract source, in more than one "County of Residence," or may have multiple "Other Indicators." Please see Definition page for other considerations.

Oklahoma Department of Mental Health and Substance Abuse Services

Counts of Admitted Clients Served by Funding Source for Each Agency During FY2002

SAFE HAVEN

	Total	Funding Source					
		Mental Health	Substance Abuse	Domestic Violence	Residential Care	Medicaid	Other
Total							
Unduplicated Count	88	88	0	0	0	0	0
Sex							
Female	28	28	0	0	0	0	0
Male	60	60	0	0	0	0	0
Age							
21-24	5	5	0	0	0	0	0
25-34	13	13	0	0	0	0	0
35-44	32	32	0	0	0	0	0
45-54	27	27	0	0	0	0	0
55-64	11	11	0	0	0	0	0
Race							
White	57	57	0	0	0	0	0
Black	24	24	0	0	0	0	0
Native American	7	7	0	0	0	0	0
Presenting Problem/Diagnosis							
Alcohol Abuse	1	1	0	0	0	0	0
Other Psychotic	87	87	0	0	0	0	0
County of Residence							
Tulsa	85	85	0	0	0	0	0
Wagoner	3	3	0	0	0	0	0
Other Indicators							
Any Alcohol/Drug Problem	1	1	0	0	0	0	0
Custody of DOC	1	1	0	0	0	0	0
Homeless	73	73	0	0	0	0	0
Indigent	88	88	0	0	0	0	0
SMI (If ever)	88	88	0	0	0	0	0

Notes: Information in this table is based on data reported to DMHSAS as of 07/01/2002. The same client may be counted in more than one category, e.g., clients can receive services under more than one contract source, in more than one "County of Residence," or may have multiple "Other Indicators." Please see Definition page for other considerations.

Oklahoma Department of Mental Health and Substance Abuse Services

Counts of Admitted Clients Served by Funding Source for Each Agency During FY2002

SANTE FE RESIDENTIAL CARE

		Funding Source						
		Total	Mental Health	Substance Abuse	Domestic Violence	Residential Care	Medicaid Other	
Total	Unduplicated Count	24	0	0	0	24	0	0
Sex	Male	24	0	0	0	24	0	0
Age	25-34	3	0	0	0	3	0	0
	35-44	5	0	0	0	5	0	0
	45-54	3	0	0	0	3	0	0
	55-64	8	0	0	0	8	0	0
	65-74	5	0	0	0	5	0	0
Race	White	23	0	0	0	23	0	0
	Asian	1	0	0	0	1	0	0
Presenting Problem/Diagnosis	Developmental Disorder	3	0	0	0	3	0	0
	Mood Disorder	2	0	0	0	2	0	0
	Other Psychotic	18	0	0	0	18	0	0
	Deferred/No Diagnosis	1	0	0	0	1	0	0
County of Residence	Craig	24	0	0	0	24	0	0
Other Indicators	Indigent	23	0	0	0	23	0	0
	SMI (If ever)	24	0	0	0	24	0	0

Notes: Information in this table is based on data reported to DMHSAS as of 07/01/2002. The same client may be counted in more than one category, e.g., clients can receive services under more than one contract source, in more than one "County of Residence," or may have multiple "Other Indicators." Please see Definition page for other considerations.

Oklahoma Department of Mental Health and Substance Abuse Services

Counts of Admitted Clients Served by Funding Source for Each Agency During FY2002

SECOND CHANCE CDU

	Total	Funding Source					
		Mental Health	Substance Abuse	Domestic Violence	Residential Care	Medicaid	Other
Total							
Unduplicated Count	106	0	106	0	0	0	0
Sex							
Female	31	0	31	0	0	0	0
Male	75	0	75	0	0	0	0
Age							
05-17	97	0	97	0	0	0	0
18-20	9	0	9	0	0	0	0
Race							
White	75	0	75	0	0	0	0
Black	8	0	8	0	0	0	0
Native American	16	0	16	0	0	0	0
Hispanic	3	0	3	0	0	0	0
Asian	1	0	1	0	0	0	0
Two or More Races	3	0	3	0	0	0	0
Presenting Problem/Diagnosis							
Alcohol Abuse	1	0	1	0	0	0	0
Substance Related	105	0	105	0	0	0	0
County of Residence							
Caddo	1	0	1	0	0	0	0
Canadian	7	0	7	0	0	0	0
Choctaw	2	0	2	0	0	0	0
Cleveland	9	0	9	0	0	0	0
Coal	1	0	1	0	0	0	0
Comanche	1	0	1	0	0	0	0
Creek	2	0	2	0	0	0	0
Custer	2	0	2	0	0	0	0
Garfield	1	0	1	0	0	0	0
Garvin	3	0	3	0	0	0	0
Jackson	1	0	1	0	0	0	0
Kingfisher	1	0	1	0	0	0	0
Latimer	3	0	3	0	0	0	0
LeFlore	1	0	1	0	0	0	0
Lincoln	1	0	1	0	0	0	0
Logan	1	0	1	0	0	0	0
Mayes	1	0	1	0	0	0	0
McCurtain	4	0	4	0	0	0	0
Muskogee	2	0	2	0	0	0	0
Oklahoma	15	0	15	0	0	0	0
Osage	2	0	2	0	0	0	0
Payne	3	0	3	0	0	0	0
Pittsburgh	3	0	3	0	0	0	0
Pontotoc	1	0	1	0	0	0	0
Pushmataha	2	0	2	0	0	0	0
Rogers	2	0	2	0	0	0	0
Seminole	2	0	2	0	0	0	0
Stephens	1	0	1	0	0	0	0
Tulsa	30	0	30	0	0	0	0
Woodward	1	0	1	0	0	0	0

Other Indicators

Notes: Information in this table is based on data reported to DMHSAS as of 07/01/2002. The same client may be counted in more than one category, e.g., clients can receive services under more than one contract source, in more than one "County of Residence," or may have multiple "Other Indicators." Please see Definition page for other considerations.

Oklahoma Department of Mental Health and Substance Abuse Services

Counts of Admitted Clients Served by Funding Source for Each Agency During FY2002

SECOND CHANCE CDU

	Total	Funding Source					
		Mental Health	Substance Abuse	Domestic Violence	Residential Care	Medicaid	Other
Any Alcohol/Drug Problem	106	0	106	0	0	0	0
Custody of DHS	7	0	7	0	0	0	0
Custody of OJA	3	0	3	0	0	0	0
Homeless	1	0	1	0	0	0	0
Indigent	101	0	101	0	0	0	0

Notes: Information in this table is based on data reported to DMHSAS as of 07/01/2002. The same client may be counted in more than one category, e.g., clients can receive services under more than one contract source, in more than one "County of Residence," or may have multiple "Other Indicators." Please see Definition page for other considerations.

Oklahoma Department of Mental Health and Substance Abuse Services

Counts of Admitted Clients Served by Funding Source for Each Agency During FY2002

SHERRY'S OLD FASHION ROOM AND BOARD

		Funding Source						
		Total	Mental Health	Substance Abuse	Domestic Violence	Residential Care	Medicaid Other	
Total	Unduplicated Count	17	0	0	0	17	0	0
Sex	Male	17	0	0	0	17	0	0
Age	21-24	1	0	0	0	1	0	0
	25-34	4	0	0	0	4	0	0
	35-44	3	0	0	0	3	0	0
	45-54	4	0	0	0	4	0	0
	55-64	5	0	0	0	5	0	0
Race	White	15	0	0	0	15	0	0
	Native American	1	0	0	0	1	0	0
	Two or More Races	1	0	0	0	1	0	0
Presenting Problem/Diagnosis	Alcohol Abuse	1	0	0	0	1	0	0
	Mood Disorder	10	0	0	0	10	0	0
	Other Psychotic	3	0	0	0	3	0	0
	Schizophrenia	1	0	0	0	1	0	0
	Social Conditions	2	0	0	0	2	0	0
County of Residence	Lincoln	17	0	0	0	17	0	0
Other Indicators	Any Alcohol/Drug Problem	2	0	0	0	2	0	0
	Indigent	17	0	0	0	17	0	0
	SMI (If ever)	17	0	0	0	17	0	0

Notes: Information in this table is based on data reported to DMHSAS as of 07/01/2002. The same client may be counted in more than one category, e.g., clients can receive services under more than one contract source, in more than one "County of Residence," or may have multiple "Other Indicators." Please see Definition page for other considerations.

Oklahoma Department of Mental Health and Substance Abuse Services

Counts of Admitted Clients Served by Funding Source for Each Agency During FY2002

SOUTHWEST RETIREMENT HOME, INC

	Total	Funding Source					
		Mental Health	Substance Abuse	Domestic Violence	Residential Care	Medicaid	Other
Total							
Unduplicated Count	73	29	0	0	54	0	0
Sex							
Female	38	15	0	0	29	0	0
Male	35	14	0	0	25	0	0
Age							
18-20	1	0	0	0	1	0	0
21-24	1	0	0	0	1	0	0
25-34	8	4	0	0	5	0	0
35-44	15	9	0	0	10	0	0
45-54	25	11	0	0	17	0	0
55-64	16	5	0	0	13	0	0
65-74	4	0	0	0	4	0	0
75-84	3	0	0	0	3	0	0
Race							
White	56	18	0	0	45	0	0
Black	11	6	0	0	7	0	0
Native American	3	2	0	0	1	0	0
Hispanic	1	1	0	0	1	0	0
Asian	1	1	0	0	0	0	0
Two or More Races	1	1	0	0	0	0	0
Presenting Problem/Diagnosis							
Alcohol Abuse	1	1	0	0	0	0	0
Developmental Disorder	23	9	0	0	17	0	0
Mood Disorder	1	0	0	0	1	0	0
Other Psychotic	1	1	0	0	0	0	0
Social Conditions	38	16	0	0	28	0	0
Unknown/Other	1	0	0	0	1	0	0
Deferred/No Diagnosis	8	2	0	0	7	0	0
County of Residence							
Coal	1	0	0	0	1	0	0
Comanche	70	29	0	0	51	0	0
Jackson	1	0	0	0	1	0	0
Out of State/Unknown	1	0	0	0	1	0	0
Other Indicators							
Any Alcohol/Drug Problem	1	1	0	0	0	0	0
Indigent	73	29	0	0	54	0	0
SMI (If ever)	72	29	0	0	53	0	0

Notes: Information in this table is based on data reported to DMHSAS as of 07/01/2002. The same client may be counted in more than one category, e.g., clients can receive services under more than one contract source, in more than one "County of Residence," or may have multiple "Other Indicators." Please see Definition page for other considerations.

Oklahoma Department of Mental Health and Substance Abuse Services

Counts of Admitted Clients Served by Funding Source for Each Agency During FY2002

STARTING POINT II, INC.

	Total	Funding Source					
		Mental Health	Substance Abuse	Domestic Violence	Residential Care	Medicaid	Other
Total							
Unduplicated Count	502	0	502	0	0	0	0
Sex							
Female	132	0	132	0	0	0	0
Male	370	0	370	0	0	0	0
Age							
05-17	3	0	3	0	0	0	0
18-20	67	0	67	0	0	0	0
21-24	133	0	133	0	0	0	0
25-34	127	0	127	0	0	0	0
35-44	117	0	117	0	0	0	0
45-54	45	0	45	0	0	0	0
55-64	10	0	10	0	0	0	0
Race							
White	341	0	341	0	0	0	0
Black	24	0	24	0	0	0	0
Native American	68	0	68	0	0	0	0
Hispanic	8	0	8	0	0	0	0
Asian	5	0	5	0	0	0	0
Two or More Races	56	0	56	0	0	0	0
Presenting Problem/Diagnosis							
Alcohol Abuse	237	0	237	0	0	0	0
Substance Related	265	0	265	0	0	0	0
County of Residence							
Alfalfa	1	0	1	0	0	0	0
Blaine	1	0	1	0	0	0	0
Bryan	3	0	3	0	0	0	0
Caddo	3	0	3	0	0	0	0
Canadian	3	0	3	0	0	0	0
Cleveland	8	0	8	0	0	0	0
Comanche	2	0	2	0	0	0	0
Creek	1	0	1	0	0	0	0
Custer	3	0	3	0	0	0	0
Dewey	1	0	1	0	0	0	0
Garfield	31	0	31	0	0	0	0
Grady	1	0	1	0	0	0	0
Grant	1	0	1	0	0	0	0
Harmon	1	0	1	0	0	0	0
Hughes	3	0	3	0	0	0	0
Johnston	1	0	1	0	0	0	0
Kay	45	0	45	0	0	0	0
Kingfisher	2	0	2	0	0	0	0
Kiowa	1	0	1	0	0	0	0
Lincoln	9	0	9	0	0	0	0
Logan	7	0	7	0	0	0	0
Major	1	0	1	0	0	0	0
McClain	1	0	1	0	0	0	0
Noble	18	0	18	0	0	0	0
Oklahoma	24	0	24	0	0	0	0
Osage	20	0	20	0	0	0	0

Notes: Information in this table is based on data reported to DMHSAS as of 07/01/2002. The same client may be counted in more than one category, e.g., clients can receive services under more than one contract source, in more than one "County of Residence," or may have multiple "Other Indicators." Please see Definition page for other considerations.

Oklahoma Department of Mental Health and Substance Abuse Services

Counts of Admitted Clients Served by Funding Source for Each Agency During FY2002

STARTING POINT II, INC.

	Funding Source					
	Total	Mental Health	Substance Abuse	Domestic Violence	Residential Care	Medicaid Other
Ottawa	1	0	1	0	0	0
Pawnee	14	0	14	0	0	0
Payne	225	0	225	0	0	0
Pittsburgh	1	0	1	0	0	0
Pontotoc	1	0	1	0	0	0
Pottawatomie	12	0	12	0	0	0
Pushmataha	1	0	1	0	0	0
Rogers	2	0	2	0	0	0
Seminole	8	0	8	0	0	0
Stephens	3	0	3	0	0	0
Tulsa	20	0	20	0	0	0
Wagoner	1	0	1	0	0	0
Washington	8	0	8	0	0	0
Woods	1	0	1	0	0	0
Woodward	1	0	1	0	0	0
Out of State/Unknown	11	0	11	0	0	0
Other Indicators						
Any Alcohol/Drug Problem	502	0	502	0	0	0
Deaf and Hard Hearing	1	0	1	0	0	0
Homeless	56	0	56	0	0	0
Indigent	500	0	500	0	0	0
SMI (If ever)	74	0	74	0	0	0

Notes: Information in this table is based on data reported to DMHSAS as of 07/01/2002. The same client may be counted in more than one category, e.g., clients can receive services under more than one contract source, in more than one "County of Residence," or may have multiple "Other Indicators." Please see Definition page for other considerations.

Oklahoma Department of Mental Health and Substance Abuse Services

Counts of Admitted Clients Served by Funding Source for Each Agency During FY2002

STEPHENS CO. VOL. FOR CRISIS,I

	Total	Funding Source					
		Mental Health	Substance Abuse	Domestic Violence	Residential Care	Medicaid	Other
Total							
Unduplicated Count	376	0	0	376	0	0	0
Sex							
Female	313	0	0	313	0	0	0
Male	63	0	0	63	0	0	0
Age							
0-04	43	0	0	43	0	0	0
05-17	68	0	0	68	0	0	0
18-20	18	0	0	18	0	0	0
21-24	54	0	0	54	0	0	0
25-34	92	0	0	92	0	0	0
35-44	69	0	0	69	0	0	0
45-54	26	0	0	26	0	0	0
55-64	3	0	0	3	0	0	0
65-74	2	0	0	2	0	0	0
85+	1	0	0	1	0	0	0
Race							
White	293	0	0	293	0	0	0
Black	19	0	0	19	0	0	0
Native American	3	0	0	3	0	0	0
Hispanic	21	0	0	21	0	0	0
Asian	4	0	0	4	0	0	0
Two or More Races	36	0	0	36	0	0	0
Presenting Problem/Diagnosis							
Social Conditions	376	0	0	376	0	0	0
County of Residence							
Carter	1	0	0	1	0	0	0
Cleveland	1	0	0	1	0	0	0
Cotton	1	0	0	1	0	0	0
Ellis	3	0	0	3	0	0	0
Grady	1	0	0	1	0	0	0
Jefferson	16	0	0	16	0	0	0
Stephens	350	0	0	350	0	0	0
Out of State/Unknown	3	0	0	3	0	0	0
Other Indicators							
Custody of DOC	2	0	0	2	0	0	0
Deaf and Hard Hearing	1	0	0	1	0	0	0
Homeless	16	0	0	16	0	0	0
Indigent	348	0	0	348	0	0	0
SMI (If ever)	43	0	0	43	0	0	0

Notes: Information in this table is based on data reported to DMHSAS as of 07/01/2002. The same client may be counted in more than one category, e.g., clients can receive services under more than one contract source, in more than one "County of Residence," or may have multiple "Other Indicators." Please see Definition page for other considerations.

Oklahoma Department of Mental Health and Substance Abuse Services

Counts of Admitted Clients Served by Funding Source for Each Agency During FY2002

STILLWATER DOM/VIOLE SERVICES

	Total	Funding Source					Other
		Mental Health	Substance Abuse	Domestic Violence	Residential Care	Medicaid	
Total							
Unduplicated Count	406	0	0	320	0	0	288
Sex							
Female	248	0	0	232	0	0	156
Male	158	0	0	88	0	0	132
Age							
0-04	71	0	0	50	0	0	48
05-17	45	0	0	38	0	0	20
18-20	22	0	0	18	0	0	15
21-24	54	0	0	39	0	0	41
25-34	99	0	0	83	0	0	76
35-44	80	0	0	67	0	0	62
45-54	31	0	0	23	0	0	23
55-64	3	0	0	2	0	0	2
65-74	1	0	0	0	0	0	1
Race							
White	315	0	0	248	0	0	225
Black	21	0	0	17	0	0	17
Native American	22	0	0	18	0	0	12
Hispanic	15	0	0	15	0	0	7
Asian	4	0	0	4	0	0	1
Two or More Races	29	0	0	18	0	0	26
Presenting Problem/Diagnosis							
Mood Disorder	2	0	0	2	0	0	0
Other Psychotic	1	0	0	1	0	0	0
Social Conditions	357	0	0	292	0	0	251
Substance Related	1	0	0	1	0	0	0
Deferred/No Diagnosis	45	0	0	24	0	0	37
County of Residence							
Beckham	2	0	0	2	0	0	1
Canadian	1	0	0	0	0	0	1
Cleveland	1	0	0	1	0	0	1
Creek	7	0	0	3	0	0	5
Dewey	1	0	0	1	0	0	1
Kay	1	0	0	1	0	0	1
LeFlore	2	0	0	2	0	0	1
Lincoln	12	0	0	10	0	0	11
Logan	9	0	0	7	0	0	9
Murray	4	0	0	4	0	0	2
Noble	11	0	0	9	0	0	7
Oklahoma	21	0	0	21	0	0	8
Pawnee	12	0	0	9	0	0	9
Payne	306	0	0	236	0	0	218
Sequoyah	1	0	0	1	0	0	0
Texas	1	0	0	0	0	0	1
Tulsa	5	0	0	4	0	0	5
Washington	1	0	0	1	0	0	1
Woodward	3	0	0	3	0	0	1
Out of State/Unknown	5	0	0	5	0	0	5

Other Indicators

Notes: Information in this table is based on data reported to DMHSAS as of 07/01/2002. The same client may be counted in more than one category, e.g., clients can receive services under more than one contract source, in more than one "County of Residence," or may have multiple "Other Indicators." Please see Definition page for other considerations.

Oklahoma Department of Mental Health and Substance Abuse Services

Counts of Admitted Clients Served by Funding Source for Each Agency During FY2002

STILLWATER DOM/VIOLE SERVICES

	Funding Source					
	Total	Mental Health	Substance Abuse	Domestic Violence	Residential Care	Medicaid Other
Any Alcohol/Drug Problem	25	0	0	16	0	0 23
Custody of DOC	5	0	0	5	0	0 4
Homeless	29	0	0	26	0	0 22
Indigent	342	0	0	277	0	0 233
SMI (If ever)	40	0	0	32	0	0 30

Notes: Information in this table is based on data reported to DMHSAS as of 07/01/2002. The same client may be counted in more than one category, e.g., clients can receive services under more than one contract source, in more than one "County of Residence," or may have multiple "Other Indicators." Please see Definition page for other considerations.

Oklahoma Department of Mental Health and Substance Abuse Services

Counts of Admitted Clients Served by Funding Source for Each Agency During FY2002

STREET SCHOOL INC

	Total	Funding Source					
		Mental Health	Substance Abuse	Domestic Violence	Residential Care	Medicaid	Other
Total							
Unduplicated Count	37	0	37	0	0	0	0
Sex							
Female	12	0	12	0	0	0	0
Male	25	0	25	0	0	0	0
Age							
05-17	30	0	30	0	0	0	0
18-20	7	0	7	0	0	0	0
Race							
White	26	0	26	0	0	0	0
Black	1	0	1	0	0	0	0
Native American	9	0	9	0	0	0	0
Hispanic	1	0	1	0	0	0	0
Presenting Problem/Diagnosis							
Alcohol Abuse	7	0	7	0	0	0	0
Substance Related	30	0	30	0	0	0	0
County of Residence							
Tulsa	37	0	37	0	0	0	0
Other Indicators							
Any Alcohol/Drug Problem	37	0	37	0	0	0	0
Custody of DHS	1	0	1	0	0	0	0
Custody of OJA	1	0	1	0	0	0	0
Indigent	17	0	17	0	0	0	0

Notes: Information in this table is based on data reported to DMHSAS as of 07/01/2002. The same client may be counted in more than one category, e.g., clients can receive services under more than one contract source, in more than one "County of Residence," or may have multiple "Other Indicators." Please see Definition page for other considerations.

Oklahoma Department of Mental Health and Substance Abuse Services

Counts of Admitted Clients Served by Funding Source for Each Agency During FY2002

SUGAR MOUNTAIN RETREAT

		Funding Source						
		Total	Mental Health	Substance Abuse	Domestic Violence	Residential Care	Medicaid	Other
Total	Unduplicated Count	120	0	0	0	120	0	0
Sex	Female	52	0	0	0	52	0	0
	Male	68	0	0	0	68	0	0
Age	18-20	2	0	0	0	2	0	0
	21-24	8	0	0	0	8	0	0
	25-34	33	0	0	0	33	0	0
	35-44	46	0	0	0	46	0	0
	45-54	23	0	0	0	23	0	0
	55-64	8	0	0	0	8	0	0
Race	White	105	0	0	0	105	0	0
	Black	7	0	0	0	7	0	0
	Native American	6	0	0	0	6	0	0
	Two or More Races	2	0	0	0	2	0	0
Presenting Problem/Diagnosis	Mood Disorder	3	0	0	0	3	0	0
	Other Psychotic	117	0	0	0	117	0	0
County of Residence	Adair	1	0	0	0	1	0	0
	Cherokee	119	0	0	0	119	0	0
Other Indicators	Any Alcohol/Drug Problem	1	0	0	0	1	0	0
	Custody of DOC	1	0	0	0	1	0	0
	Indigent	120	0	0	0	120	0	0
	SMI (If ever)	120	0	0	0	120	0	0

Notes: Information in this table is based on data reported to DMHSAS as of 07/01/2002. The same client may be counted in more than one category, e.g., clients can receive services under more than one contract source, in more than one "County of Residence," or may have multiple "Other Indicators." Please see Definition page for other considerations.

Oklahoma Department of Mental Health and Substance Abuse Services

Counts of Admitted Clients Served by Funding Source for Each Agency During FY2002

SUNNY ACRES BOARDING MANOR INC

	Total	Funding Source					
		Mental Health	Substance Abuse	Domestic Violence	Residential Care	Medicaid	Other
Total							
Unduplicated Count	31	0	0	0	31	0	0
Sex							
Female	10	0	0	0	10	0	0
Male	21	0	0	0	21	0	0
Age							
25-34	2	0	0	0	2	0	0
35-44	4	0	0	0	4	0	0
45-54	10	0	0	0	10	0	0
55-64	10	0	0	0	10	0	0
65-74	5	0	0	0	5	0	0
Race							
White	24	0	0	0	24	0	0
Black	4	0	0	0	4	0	0
Native American	1	0	0	0	1	0	0
Hispanic	1	0	0	0	1	0	0
Two or More Races	1	0	0	0	1	0	0
Presenting Problem/Diagnosis							
Alcohol Abuse	1	0	0	0	1	0	0
Developmental Disorder	1	0	0	0	1	0	0
Mood Disorder	14	0	0	0	14	0	0
Other Psychotic	12	0	0	0	12	0	0
Social Conditions	3	0	0	0	3	0	0
County of Residence							
McIntosh	1	0	0	0	1	0	0
Tulsa	28	0	0	0	28	0	0
Wagoner	1	0	0	0	1	0	0
Out of State/Unknown	1	0	0	0	1	0	0
Other Indicators							
Any Alcohol/Drug Problem	4	0	0	0	4	0	0
Indigent	29	0	0	0	29	0	0
SMI (If ever)	31	0	0	0	31	0	0

Notes: Information in this table is based on data reported to DMHSAS as of 07/01/2002. The same client may be counted in more than one category, e.g., clients can receive services under more than one contract source, in more than one "County of Residence," or may have multiple "Other Indicators." Please see Definition page for other considerations.

Oklahoma Department of Mental Health and Substance Abuse Services

Counts of Admitted Clients Served by Funding Source for Each Agency During FY2002

SUNNY ACRES RESIDENTIAL CARE

	Total	Funding Source					
		Mental Health	Substance Abuse	Domestic Violence	Residential Care	Medicaid	Other
Total							
Unduplicated Count	55	0	0	0	55	0	0
Sex							
Female	12	0	0	0	12	0	0
Male	43	0	0	0	43	0	0
Age							
18-20	1	0	0	0	1	0	0
21-24	1	0	0	0	1	0	0
25-34	8	0	0	0	8	0	0
35-44	21	0	0	0	21	0	0
45-54	17	0	0	0	17	0	0
55-64	5	0	0	0	5	0	0
65-74	1	0	0	0	1	0	0
75-84	1	0	0	0	1	0	0
Race							
White	33	0	0	0	33	0	0
Black	12	0	0	0	12	0	0
Native American	5	0	0	0	5	0	0
Hispanic	3	0	0	0	3	0	0
Two or More Races	2	0	0	0	2	0	0
Presenting Problem/Diagnosis							
Alcohol Abuse	1	0	0	0	1	0	0
Developmental Disorder	6	0	0	0	6	0	0
Mood Disorder	34	0	0	0	34	0	0
Other Psychotic	11	0	0	0	11	0	0
Social Conditions	3	0	0	0	3	0	0
County of Residence							
Creek	1	0	0	0	1	0	0
Mayes	54	0	0	0	54	0	0
Other Indicators							
Any Alcohol/Drug Problem	3	0	0	0	3	0	0
Indigent	55	0	0	0	55	0	0
SMI (If ever)	55	0	0	0	55	0	0

Notes: Information in this table is based on data reported to DMHSAS as of 07/01/2002. The same client may be counted in more than one category, e.g., clients can receive services under more than one contract source, in more than one "County of Residence," or may have multiple "Other Indicators." Please see Definition page for other considerations.

Oklahoma Department of Mental Health and Substance Abuse Services

Counts of Admitted Clients Served by Funding Source for Each Agency During FY2002

THE BROWN SCHOOLS OF OKLAHOMA, INC

		Funding Source						
		Total	Mental Health	Substance Abuse	Domestic Violence	Residential Care	Medicaid	Other
Total	Unduplicated Count	48	0	48	0	0	0	0
Sex	Female	48	0	48	0	0	0	0
Age	18-20	3	0	3	0	0	0	0
	21-24	7	0	7	0	0	0	0
	25-34	21	0	21	0	0	0	0
	35-44	15	0	15	0	0	0	0
	45-54	2	0	2	0	0	0	0
Race	White	21	0	21	0	0	0	0
	Black	23	0	23	0	0	0	0
	Native American	3	0	3	0	0	0	0
	Hispanic	1	0	1	0	0	0	0
Presenting Problem/Diagnosis	Alcohol Abuse	4	0	4	0	0	0	0
	Substance Related	44	0	44	0	0	0	0
County of Residence	Tulsa	48	0	48	0	0	0	0
Other Indicators	Any Alcohol/Drug Problem	48	0	48	0	0	0	0
	Custody of DOC	1	0	1	0	0	0	0
	Dual Diagnosis	4	0	4	0	0	0	0
	Homeless	2	0	2	0	0	0	0
	Indigent	48	0	48	0	0	0	0
	SMI (If ever)	7	0	7	0	0	0	0

Notes: Information in this table is based on data reported to DMHSAS as of 07/01/2002. The same client may be counted in more than one category, e.g., clients can receive services under more than one contract source, in more than one "County of Residence," or may have multiple "Other Indicators." Please see Definition page for other considerations.

Oklahoma Department of Mental Health and Substance Abuse Services

Counts of Admitted Clients Served by Funding Source for Each Agency During FY2002

THE LASTSTOP

	Total	Funding Source					
		Mental Health	Substance Abuse	Domestic Violence	Residential Care	Medicaid	Other
Total							
Unduplicated Count	197	0	197	0	0	0	0
Sex							
Male	197	0	197	0	0	0	0
Age							
18-20	2	0	2	0	0	0	0
21-24	13	0	13	0	0	0	0
25-34	45	0	45	0	0	0	0
35-44	88	0	88	0	0	0	0
45-54	36	0	36	0	0	0	0
55-64	12	0	12	0	0	0	0
65-74	1	0	1	0	0	0	0
Race							
White	124	0	124	0	0	0	0
Black	25	0	25	0	0	0	0
Native American	27	0	27	0	0	0	0
Hispanic	3	0	3	0	0	0	0
Two or More Races	18	0	18	0	0	0	0
Presenting Problem/Diagnosis							
Alcohol Abuse	70	0	70	0	0	0	0
Substance Related	127	0	127	0	0	0	0
County of Residence							
Adair	2	0	2	0	0	0	0
Atoka	1	0	1	0	0	0	0
Bryan	3	0	3	0	0	0	0
Caddo	2	0	2	0	0	0	0
Canadian	3	0	3	0	0	0	0
Cherokee	4	0	4	0	0	0	0
Cleveland	2	0	2	0	0	0	0
Craig	16	0	16	0	0	0	0
Creek	6	0	6	0	0	0	0
Delaware	1	0	1	0	0	0	0
Garfield	2	0	2	0	0	0	0
Grady	1	0	1	0	0	0	0
Logan	1	0	1	0	0	0	0
Marshall	1	0	1	0	0	0	0
Mayes	2	0	2	0	0	0	0
Muskogee	2	0	2	0	0	0	0
Noble	2	0	2	0	0	0	0
Nowata	1	0	1	0	0	0	0
Oklahoma	19	0	19	0	0	0	0
Okmulgee	3	0	3	0	0	0	0
Osage	3	0	3	0	0	0	0
Ottawa	2	0	2	0	0	0	0
Payne	2	0	2	0	0	0	0
Pottawatomie	3	0	3	0	0	0	0
Rogers	9	0	9	0	0	0	0
Seminole	2	0	2	0	0	0	0
Sequoyah	3	0	3	0	0	0	0
Stephens	6	0	6	0	0	0	0

Notes: Information in this table is based on data reported to DMHSAS as of 07/01/2002. The same client may be counted in more than one category, e.g., clients can receive services under more than one contract source, in more than one "County of Residence," or may have multiple "Other Indicators." Please see Definition page for other considerations.

Oklahoma Department of Mental Health and Substance Abuse Services

Counts of Admitted Clients Served by Funding Source for Each Agency During FY2002

THE LASTSTOP

	Total	Funding Source					
		Mental Health	Substance Abuse	Domestic Violence	Residential Care	Medicaid	Other
Tulsa	82	0	82	0	0	0	0
Wagoner	6	0	6	0	0	0	0
Washington	1	0	1	0	0	0	0
Out of State/Unknown	4	0	4	0	0	0	0
Other Indicators							
Any Alcohol/Drug Problem	197	0	197	0	0	0	0
Custody of DOC	197	0	197	0	0	0	0
Indigent	129	0	129	0	0	0	0
SMI (If ever)	28	0	28	0	0	0	0

Notes: Information in this table is based on data reported to DMHSAS as of 07/01/2002. The same client may be counted in more than one category, e.g., clients can receive services under more than one contract source, in more than one "County of Residence," or may have multiple "Other Indicators." Please see Definition page for other considerations.

Oklahoma Department of Mental Health and Substance Abuse Services

Counts of Admitted Clients Served by Funding Source for Each Agency During FY2002

THE NEXT STEP NETWORK, INC.

	Total	Funding Source					
		Mental Health	Substance Abuse	Domestic Violence	Residential Care	Medicaid	Other
Total							
Unduplicated Count	207	0	207	0	0	0	0
Sex							
Female	62	0	62	0	0	0	0
Male	145	0	145	0	0	0	0
Age							
05-17	8	0	8	0	0	0	0
18-20	31	0	31	0	0	0	0
21-24	40	0	40	0	0	0	0
25-34	66	0	66	0	0	0	0
35-44	42	0	42	0	0	0	0
45-54	16	0	16	0	0	0	0
55-64	3	0	3	0	0	0	0
65-74	1	0	1	0	0	0	0
Race							
White	171	0	171	0	0	0	0
Black	1	0	1	0	0	0	0
Native American	2	0	2	0	0	0	0
Hispanic	31	0	31	0	0	0	0
Two or More Races	2	0	2	0	0	0	0
Presenting Problem/Diagnosis							
Alcohol Abuse	113	0	113	0	0	0	0
Substance Related	94	0	94	0	0	0	0
County of Residence							
Alfalfa	4	0	4	0	0	0	0
Beaver	6	0	6	0	0	0	0
Beckham	9	0	9	0	0	0	0
Blaine	2	0	2	0	0	0	0
Bryan	4	0	4	0	0	0	0
Carter	1	0	1	0	0	0	0
Cimarron	2	0	2	0	0	0	0
Cleveland	1	0	1	0	0	0	0
Coal	1	0	1	0	0	0	0
Comanche	5	0	5	0	0	0	0
Creek	2	0	2	0	0	0	0
Custer	4	0	4	0	0	0	0
Dewey	2	0	2	0	0	0	0
Ellis	3	0	3	0	0	0	0
Garfield	10	0	10	0	0	0	0
Greer	4	0	4	0	0	0	0
Harmon	2	0	2	0	0	0	0
Harper	2	0	2	0	0	0	0
Jackson	4	0	4	0	0	0	0
Kay	1	0	1	0	0	0	0
Kiowa	2	0	2	0	0	0	0
Major	7	0	7	0	0	0	0
Noble	1	0	1	0	0	0	0
Oklahoma	6	0	6	0	0	0	0
Payne	1	0	1	0	0	0	0
Pottawatomie	1	0	1	0	0	0	0

Notes: Information in this table is based on data reported to DMHSAS as of 07/01/2002. The same client may be counted in more than one category, e.g., clients can receive services under more than one contract source, in more than one "County of Residence," or may have multiple "Other Indicators." Please see Definition page for other considerations.

Oklahoma Department of Mental Health and Substance Abuse Services

Counts of Admitted Clients Served by Funding Source for Each Agency During FY2002

THE NEXT STEP NETWORK, INC.

	Total	Funding Source					
		Mental Health	Substance Abuse	Domestic Violence	Residential Care	Medicaid	Other
Roger Mills	2	0	2	0	0	0	0
Stephens	1	0	1	0	0	0	0
Texas	90	0	90	0	0	0	0
Tillman	3	0	3	0	0	0	0
Tulsa	3	0	3	0	0	0	0
Wagoner	1	0	1	0	0	0	0
Washington	1	0	1	0	0	0	0
Woodward	10	0	10	0	0	0	0
Out of State/Unknown	9	0	9	0	0	0	0
Other Indicators							
Any Alcohol/Drug Problem	207	0	207	0	0	0	0
Custody of DOC	37	0	37	0	0	0	0
Custody of OJA	3	0	3	0	0	0	0
Homeless	10	0	10	0	0	0	0
Indigent	206	0	206	0	0	0	0
SMI (If ever)	27	0	27	0	0	0	0

Notes: Information in this table is based on data reported to DMHSAS as of 07/01/2002. The same client may be counted in more than one category, e.g., clients can receive services under more than one contract source, in more than one "County of Residence," or may have multiple "Other Indicators." Please see Definition page for other considerations.

Oklahoma Department of Mental Health and Substance Abuse Services

Counts of Admitted Clients Served by Funding Source for Each Agency During FY2002

THE OAKS REHAB. SERVICES CTR

	Total	Funding Source					
		Mental Health	Substance Abuse	Domestic Violence	Residential Care	Medicaid	Other
Total							
Unduplicated Count	1,597	0	1,475	146	0	0	24
Sex							
Female	620	0	531	106	0	0	0
Male	977	0	944	40	0	0	24
Age							
0-04	109	0	82	29	0	0	0
05-17	89	0	57	40	0	0	0
18-20	109	0	106	4	0	0	2
21-24	234	0	226	10	0	0	1
25-34	498	0	469	36	0	0	8
35-44	412	0	396	19	0	0	7
45-54	124	0	121	4	0	0	5
55-64	19	0	16	3	0	0	1
65-74	3	0	2	1	0	0	0
Race							
White	1,099	0	1,010	102	0	0	18
Black	137	0	135	7	0	0	1
Native American	189	0	176	16	0	0	5
Hispanic	34	0	34	1	0	0	0
Asian	4	0	3	1	0	0	0
Two or More Races	134	0	117	19	0	0	0
Presenting Problem/Diagnosis							
Alcohol Abuse	345	0	345	0	0	0	8
Developmental Disorder	2	0	2	0	0	0	0
Mood Disorder	2	0	2	0	0	0	0
Social Conditions	270	0	148	139	0	0	0
Substance Related	978	0	978	7	0	0	16
County of Residence							
Adair	13	0	2	12	0	0	0
Atoka	191	0	191	1	0	0	24
Beckham	1	0	1	0	0	0	0
Bryan	20	0	14	6	0	0	0
Carter	14	0	14	0	0	0	0
Cherokee	17	0	17	0	0	0	0
Choctaw	4	0	4	0	0	0	0
Cleveland	153	0	153	0	0	0	0
Coal	78	0	77	2	0	0	0
Comanche	8	0	8	0	0	0	0
Craig	1	0	1	0	0	0	0
Creek	6	0	6	0	0	0	0
Delaware	1	0	1	0	0	0	0
Garfield	3	0	3	0	0	0	0
Garvin	32	0	32	0	0	0	0
Haskell	22	0	16	7	0	0	0
Hughes	7	0	7	0	0	0	0
Jackson	1	0	1	0	0	0	0
Johnston	11	0	11	0	0	0	0
Kay	8	0	8	0	0	0	0
Kingfisher	22	0	22	0	0	0	0

Notes: Information in this table is based on data reported to DMHSAS as of 07/01/2002. The same client may be counted in more than one category, e.g., clients can receive services under more than one contract source, in more than one "County of Residence," or may have multiple "Other Indicators." Please see Definition page for other considerations.

Oklahoma Department of Mental Health and Substance Abuse Services

Counts of Admitted Clients Served by Funding Source for Each Agency During FY2002

THE OAKS REHAB. SERVICES CTR

	Funding Source						
	Total	Mental Health	Substance Abuse	Domestic Violence	Residential Care	Medicaid	Other
Kiowa	1	0	1	0	0	0	0
Latimer	56	0	55	1	0	0	0
LeFlore	94	0	87	7	0	0	0
Lincoln	2	0	2	0	0	0	0
Logan	3	0	3	0	0	0	0
Love	7	0	7	0	0	0	0
Marshall	14	0	14	0	0	0	0
Mayes	3	0	3	0	0	0	0
McClain	45	0	45	0	0	0	0
McCurtain	31	0	28	3	0	0	0
McIntosh	72	0	72	2	0	0	0
Murray	2	0	2	0	0	0	0
Muskogee	32	0	29	3	0	0	0
Okfuskee	2	0	2	0	0	0	0
Oklahoma	35	0	35	1	0	0	0
Okmulgee	96	0	90	6	0	0	0
Osage	3	0	3	0	0	0	0
Payne	13	0	13	0	0	0	0
Pittsburgh	293	0	236	70	0	0	0
Pontotoc	18	0	16	2	0	0	0
Pottawatomie	1	0	1	0	0	0	0
Pushmataha	47	0	47	1	0	0	0
Rogers	4	0	4	0	0	0	0
Seminole	9	0	9	3	0	0	0
Sequoyah	6	0	6	0	0	0	0
Stephens	3	0	3	0	0	0	0
Tillman	2	0	2	0	0	0	0
Tulsa	50	0	44	6	0	0	0
Wagoner	14	0	14	0	0	0	0
Washington	6	0	5	1	0	0	0
Out of State/Unknown	20	0	8	12	0	0	0
Other Indicators							
Any Alcohol/Drug Problem	1,332	0	1,332	9	0	0	24
Custody of DHS	42	0	42	2	0	0	0
Custody of DOC	318	0	318	0	0	0	24
Custody of OJA	1	0	1	0	0	0	0
Deaf and Hard Hearing	2	0	2	0	0	0	0
Dual Diagnosis	1	0	1	0	0	0	0
Homeless	52	0	16	38	0	0	0
Indigent	1,567	0	1,458	133	0	0	24
SMI (If ever)	162	0	154	13	0	0	4

Notes: Information in this table is based on data reported to DMHSAS as of 07/01/2002. The same client may be counted in more than one category, e.g., clients can receive services under more than one contract source, in more than one "County of Residence," or may have multiple "Other Indicators." Please see Definition page for other considerations.

Oklahoma Department of Mental Health and Substance Abuse Services

Counts of Admitted Clients Served by Funding Source for Each Agency During FY2002

THE REFERRAL CENTER

	Total	Funding Source					
		Mental Health	Substance Abuse	Domestic Violence	Residential Care	Medicaid	Other
Total							
Unduplicated Count	1,121	0	1,121	0	0	0	0
Sex							
Female	399	0	399	0	0	0	0
Male	722	0	722	0	0	0	0
Age							
05-17	9	0	9	0	0	0	0
18-20	55	0	55	0	0	0	0
21-24	100	0	100	0	0	0	0
25-34	357	0	357	0	0	0	0
35-44	429	0	429	0	0	0	0
45-54	149	0	149	0	0	0	0
55-64	20	0	20	0	0	0	0
65-74	2	0	2	0	0	0	0
Race							
White	790	0	790	0	0	0	0
Black	266	0	266	0	0	0	0
Native American	40	0	40	0	0	0	0
Hispanic	19	0	19	0	0	0	0
Asian	2	0	2	0	0	0	0
Two or More Races	4	0	4	0	0	0	0
Presenting Problem/Diagnosis							
Alcohol Abuse	418	0	418	0	0	0	0
Social Conditions	1	0	1	0	0	0	0
Substance Related	702	0	702	0	0	0	0
County of Residence							
Adair	1	0	1	0	0	0	0
Alfalfa	1	0	1	0	0	0	0
Beckham	5	0	5	0	0	0	0
Blaine	5	0	5	0	0	0	0
Bryan	4	0	4	0	0	0	0
Caddo	9	0	9	0	0	0	0
Canadian	25	0	25	0	0	0	0
Carter	40	0	40	0	0	0	0
Choctaw	4	0	4	0	0	0	0
Cleveland	54	0	54	0	0	0	0
Comanche	9	0	9	0	0	0	0
Creek	1	0	1	0	0	0	0
Custer	9	0	9	0	0	0	0
Dewey	2	0	2	0	0	0	0
Garfield	21	0	21	0	0	0	0
Garvin	4	0	4	0	0	0	0
Grady	12	0	12	0	0	0	0
Harmon	1	0	1	0	0	0	0
Haskell	1	0	1	0	0	0	0
Hughes	3	0	3	0	0	0	0
Jackson	6	0	6	0	0	0	0
Jefferson	1	0	1	0	0	0	0
Johnston	2	0	2	0	0	0	0
Kay	7	0	7	0	0	0	0

Notes: Information in this table is based on data reported to DMHSAS as of 07/01/2002. The same client may be counted in more than one category, e.g., clients can receive services under more than one contract source, in more than one "County of Residence," or may have multiple "Other Indicators." Please see Definition page for other considerations.

Oklahoma Department of Mental Health and Substance Abuse Services

Counts of Admitted Clients Served by Funding Source for Each Agency During FY2002

THE REFERRAL CENTER

	Total	Funding Source					
		Mental Health	Substance Abuse	Domestic Violence	Residential Care	Medicaid	Other
Kingfisher	3	0	3	0	0	0	0
Kiowa	2	0	2	0	0	0	0
Lincoln	8	0	8	0	0	0	0
Logan	15	0	15	0	0	0	0
Love	3	0	3	0	0	0	0
Major	2	0	2	0	0	0	0
Marshall	2	0	2	0	0	0	0
McClain	10	0	10	0	0	0	0
McCurtain	5	0	5	0	0	0	0
McIntosh	1	0	1	0	0	0	0
Murray	1	0	1	0	0	0	0
Noble	2	0	2	0	0	0	0
Okfuskee	2	0	2	0	0	0	0
Oklahoma	732	0	732	0	0	0	0
Okmulgee	1	0	1	0	0	0	0
Pawnee	1	0	1	0	0	0	0
Payne	4	0	4	0	0	0	0
Pittsburgh	4	0	4	0	0	0	0
Pontotoc	6	0	6	0	0	0	0
Pottawatomie	28	0	28	0	0	0	0
Pushmataha	2	0	2	0	0	0	0
Roger Mills	1	0	1	0	0	0	0
Seminole	6	0	6	0	0	0	0
Sequoyah	1	0	1	0	0	0	0
Stephens	9	0	9	0	0	0	0
Tillman	2	0	2	0	0	0	0
Tulsa	6	0	6	0	0	0	0
Wagoner	1	0	1	0	0	0	0
Washington	3	0	3	0	0	0	0
Washita	2	0	2	0	0	0	0
Woods	1	0	1	0	0	0	0
Out of State/Unknown	28	0	28	0	0	0	0
Other Indicators							
Any Alcohol/Drug Problem	1,120	0	1,120	0	0	0	0
Custody of DOC	35	0	35	0	0	0	0
Homeless	69	0	69	0	0	0	0
Indigent	1,114	0	1,114	0	0	0	0
SMI (If ever)	235	0	235	0	0	0	0

Notes: Information in this table is based on data reported to DMHSAS as of 07/01/2002. The same client may be counted in more than one category, e.g., clients can receive services under more than one contract source, in more than one "County of Residence," or may have multiple "Other Indicators." Please see Definition page for other considerations.

Oklahoma Department of Mental Health and Substance Abuse Services

Counts of Admitted Clients Served by Funding Source for Each Agency During FY2002

THUNDERBIRD CLUBHOUSE

	Total	Funding Source					
		Mental Health	Substance Abuse	Domestic Violence	Residential Care	Medicaid	Other
Total							
Unduplicated Count	95	95	0	0	0	0	0
Sex							
Female	41	41	0	0	0	0	0
Male	54	54	0	0	0	0	0
Age							
21-24	6	6	0	0	0	0	0
25-34	13	13	0	0	0	0	0
35-44	35	35	0	0	0	0	0
45-54	32	32	0	0	0	0	0
55-64	7	7	0	0	0	0	0
65-74	2	2	0	0	0	0	0
Race							
White	82	82	0	0	0	0	0
Black	2	2	0	0	0	0	0
Native American	4	4	0	0	0	0	0
Asian	2	2	0	0	0	0	0
Two or More Races	5	5	0	0	0	0	0
Presenting Problem/Diagnosis							
Developmental Disorder	1	1	0	0	0	0	0
Mood Disorder	27	27	0	0	0	0	0
Other Psychotic	57	57	0	0	0	0	0
Personality Disorder	1	1	0	0	0	0	0
Schizophrenia	6	6	0	0	0	0	0
Social Conditions	3	3	0	0	0	0	0
County of Residence							
Cleveland	93	93	0	0	0	0	0
Oklahoma	2	2	0	0	0	0	0
Other Indicators							
Any Alcohol/Drug Problem	23	23	0	0	0	0	0
Custody of DOC	5	5	0	0	0	0	0
Dual Diagnosis	9	9	0	0	0	0	0
Indigent	92	92	0	0	0	0	0
SMI (If ever)	95	95	0	0	0	0	0

Notes: Information in this table is based on data reported to DMHSAS as of 07/01/2002. The same client may be counted in more than one category, e.g., clients can receive services under more than one contract source, in more than one "County of Residence," or may have multiple "Other Indicators." Please see Definition page for other considerations.

Oklahoma Department of Mental Health and Substance Abuse Services

Counts of Admitted Clients Served by Funding Source for Each Agency During FY2002

TOTAL LIFE COUNSELING

	Total	Funding Source					
		Mental Health	Substance Abuse	Domestic Violence	Residential Care	Medicaid	Other
Total							
Unduplicated Count	160	0	160	0	0	0	0
Sex							
Female	109	0	109	0	0	0	0
Male	51	0	51	0	0	0	0
Age							
18-20	17	0	17	0	0	0	0
21-24	30	0	30	0	0	0	0
25-34	59	0	59	0	0	0	0
35-44	41	0	41	0	0	0	0
45-54	11	0	11	0	0	0	0
55-64	2	0	2	0	0	0	0
Race							
White	81	0	81	0	0	0	0
Black	43	0	43	0	0	0	0
Native American	17	0	17	0	0	0	0
Hispanic	11	0	11	0	0	0	0
Asian	2	0	2	0	0	0	0
Two or More Races	6	0	6	0	0	0	0
Presenting Problem/Diagnosis							
Alcohol Abuse	86	0	86	0	0	0	0
Substance Related	74	0	74	0	0	0	0
County of Residence							
Nowata	7	0	7	0	0	0	0
Oklahoma	153	0	153	0	0	0	0
Other Indicators							
Any Alcohol/Drug Problem	160	0	160	0	0	0	0
Custody of DOC	52	0	52	0	0	0	0
Homeless	3	0	3	0	0	0	0
Indigent	158	0	158	0	0	0	0
SMI (If ever)	7	0	7	0	0	0	0

Notes: Information in this table is based on data reported to DMHSAS as of 07/01/2002. The same client may be counted in more than one category, e.g., clients can receive services under more than one contract source, in more than one "County of Residence," or may have multiple "Other Indicators." Please see Definition page for other considerations.

Oklahoma Department of Mental Health and Substance Abuse Services

Counts of Admitted Clients Served by Funding Source for Each Agency During FY2002

TR1-CITY YOUTH & FAMILY CENTER

	Total	Funding Source					
		Mental Health	Substance Abuse	Domestic Violence	Residential Care	Medicaid	Other
Total							
Unduplicated Count	361	0	361	0	0	0	0
Sex							
Female	159	0	159	0	0	0	0
Male	202	0	202	0	0	0	0
Age							
05-17	73	0	73	0	0	0	0
18-20	29	0	29	0	0	0	0
21-24	44	0	44	0	0	0	0
25-34	80	0	80	0	0	0	0
35-44	96	0	96	0	0	0	0
45-54	34	0	34	0	0	0	0
55-64	3	0	3	0	0	0	0
65-74	1	0	1	0	0	0	0
75-84	1	0	1	0	0	0	0
Race							
White	275	0	275	0	0	0	0
Black	37	0	37	0	0	0	0
Native American	8	0	8	0	0	0	0
Hispanic	35	0	35	0	0	0	0
Asian	1	0	1	0	0	0	0
Two or More Races	5	0	5	0	0	0	0
Presenting Problem/Diagnosis							
Alcohol Abuse	99	0	99	0	0	0	0
Mood Disorder	5	0	5	0	0	0	0
Social Conditions	1	0	1	0	0	0	0
Substance Related	256	0	256	0	0	0	0
County of Residence							
Beckham	1	0	1	0	0	0	0
Cleveland	1	0	1	0	0	0	0
Cotton	1	0	1	0	0	0	0
Lincoln	3	0	3	0	0	0	0
McIntosh	1	0	1	0	0	0	0
Oklahoma	352	0	352	0	0	0	0
Pontotoc	1	0	1	0	0	0	0
Pottawatomie	1	0	1	0	0	0	0
Other Indicators							
Any Alcohol/Drug Problem	361	0	361	0	0	0	0
Custody of DOC	7	0	7	0	0	0	0
Custody of OJA	1	0	1	0	0	0	0
Homeless	1	0	1	0	0	0	0
Indigent	359	0	359	0	0	0	0
SED (6-17)	1	0	1	0	0	0	0
SMI (If ever)	40	0	40	0	0	0	0

Notes: Information in this table is based on data reported to DMHSAS as of 07/01/2002. The same client may be counted in more than one category, e.g., clients can receive services under more than one contract source, in more than one "County of Residence," or may have multiple "Other Indicators." Please see Definition page for other considerations.

Oklahoma Department of Mental Health and Substance Abuse Services

Counts of Admitted Clients Served by Funding Source for Each Agency During FY2002

TRANSITION HOUSE INC.

	Total	Funding Source					
		Mental Health	Substance Abuse	Domestic Violence	Residential Care	Medicaid	Other
Total							
Unduplicated Count	29	29	0	0	0	0	0
Sex							
Female	13	13	0	0	0	0	0
Male	16	16	0	0	0	0	0
Age							
18-20	4	4	0	0	0	0	0
21-24	5	5	0	0	0	0	0
25-34	4	4	0	0	0	0	0
35-44	6	6	0	0	0	0	0
45-54	9	9	0	0	0	0	0
55-64	1	1	0	0	0	0	0
Race							
White	27	27	0	0	0	0	0
Native American	1	1	0	0	0	0	0
Asian	1	1	0	0	0	0	0
Presenting Problem/Diagnosis							
Alcohol Abuse	1	1	0	0	0	0	0
Mood Disorder	12	12	0	0	0	0	0
Other Psychotic	15	15	0	0	0	0	0
Social Conditions	1	1	0	0	0	0	0
County of Residence							
Cleveland	28	28	0	0	0	0	0
Oklahoma	1	1	0	0	0	0	0
Other Indicators							
Any Alcohol/Drug Problem	10	10	0	0	0	0	0
Custody of DOC	1	1	0	0	0	0	0
Homeless	8	8	0	0	0	0	0
Indigent	29	29	0	0	0	0	0
SMI (If ever)	29	29	0	0	0	0	0

Notes: Information in this table is based on data reported to DMHSAS as of 07/01/2002. The same client may be counted in more than one category, e.g., clients can receive services under more than one contract source, in more than one "County of Residence," or may have multiple "Other Indicators." Please see Definition page for other considerations.

Oklahoma Department of Mental Health and Substance Abuse Services

Counts of Admitted Clients Served by Funding Source for Each Agency During FY2002

TRI-CITY SUBSTANCE ABUSE CTR

	Total	Funding Source					
		Mental Health	Substance Abuse	Domestic Violence	Residential Care	Medicaid	Other
Total							
Unduplicated Count	133	0	133	0	0	0	0
Sex							
Female	38	0	38	0	0	0	0
Male	95	0	95	0	0	0	0
Age							
05-17	1	0	1	0	0	0	0
18-20	10	0	10	0	0	0	0
21-24	14	0	14	0	0	0	0
25-34	41	0	41	0	0	0	0
35-44	41	0	41	0	0	0	0
45-54	22	0	22	0	0	0	0
55-64	4	0	4	0	0	0	0
Race							
White	72	0	72	0	0	0	0
Black	13	0	13	0	0	0	0
Native American	38	0	38	0	0	0	0
Hispanic	1	0	1	0	0	0	0
Two or More Races	9	0	9	0	0	0	0
Presenting Problem/Diagnosis							
Alcohol Abuse	49	0	49	0	0	0	0
Social Conditions	2	0	2	0	0	0	0
Substance Related	82	0	82	0	0	0	0
County of Residence							
Hughes	10	0	10	0	0	0	0
Lincoln	1	0	1	0	0	0	0
Okfuskee	2	0	2	0	0	0	0
Oklahoma	3	0	3	0	0	0	0
Pottawatomie	6	0	6	0	0	0	0
Seminole	111	0	111	0	0	0	0
Other Indicators							
Any Alcohol/Drug Problem	132	0	132	0	0	0	0
Custody of DOC	37	0	37	0	0	0	0
Indigent	127	0	127	0	0	0	0
SMI (If ever)	21	0	21	0	0	0	0

Notes: Information in this table is based on data reported to DMHSAS as of 07/01/2002. The same client may be counted in more than one category, e.g., clients can receive services under more than one contract source, in more than one "County of Residence," or may have multiple "Other Indicators." Please see Definition page for other considerations.

Oklahoma Department of Mental Health and Substance Abuse Services

Counts of Admitted Clients Served by Funding Source for Each Agency During FY2002

TULSA CRISIS INTERVENTION CENTER

		Funding Source					
		Total	Mental Health	Substance Abuse	Domestic Violence	Residential Care	Medicaid Other
Total	Unduplicated Count	1	1	0	0	0	0
Sex	Male	1	1	0	0	0	0
Age	35-44	1	1	0	0	0	0
Race	White	1	1	0	0	0	0
Presenting Problem/Diagnosis	Schizophrenia	1	1	0	0	0	0
County of Residence	Tulsa	1	1	0	0	0	0
Other Indicators	SMI (If ever)	1	1	0	0	0	0

Notes: Information in this table is based on data reported to DMHSAS as of 07/01/2002. The same client may be counted in more than one category, e.g., clients can receive services under more than one contract source, in more than one "County of Residence," or may have multiple "Other Indicators." Please see Definition page for other considerations.

Oklahoma Department of Mental Health and Substance Abuse Services

Counts of Admitted Clients Served by Funding Source for Each Agency During FY2002

TULSA METROPOLITAN MINISTRY

	Total	Funding Source					
		Mental Health	Substance Abuse	Domestic Violence	Residential Care	Medicaid	Other
Total							
Unduplicated Count	227	227	0	0	0	0	0
Sex							
Female	100	100	0	0	0	0	0
Male	127	127	0	0	0	0	0
Age							
05-17	1	1	0	0	0	0	0
18-20	11	11	0	0	0	0	0
21-24	11	11	0	0	0	0	0
25-34	37	37	0	0	0	0	0
35-44	94	94	0	0	0	0	0
45-54	61	61	0	0	0	0	0
55-64	10	10	0	0	0	0	0
65-74	2	2	0	0	0	0	0
Race							
White	148	148	0	0	0	0	0
Black	51	51	0	0	0	0	0
Native American	20	20	0	0	0	0	0
Hispanic	5	5	0	0	0	0	0
Asian	1	1	0	0	0	0	0
Two or More Races	2	2	0	0	0	0	0
Presenting Problem/Diagnosis							
Mood Disorder	123	123	0	0	0	0	0
Other Psychotic	103	103	0	0	0	0	0
Substance Related	1	1	0	0	0	0	0
County of Residence							
Payne	1	1	0	0	0	0	0
Tulsa	226	226	0	0	0	0	0
Other Indicators							
Any Alcohol/Drug Problem	53	53	0	0	0	0	0
Homeless	219	219	0	0	0	0	0
Indigent	221	221	0	0	0	0	0
SMI (If ever)	216	216	0	0	0	0	0

Notes: Information in this table is based on data reported to DMHSAS as of 07/01/2002. The same client may be counted in more than one category, e.g., clients can receive services under more than one contract source, in more than one "County of Residence," or may have multiple "Other Indicators." Please see Definition page for other considerations.

Oklahoma Department of Mental Health and Substance Abuse Services

Counts of Admitted Clients Served by Funding Source for Each Agency During FY2002

TURNING POINT

	Total	Funding Source					
		Mental Health	Substance Abuse	Domestic Violence	Residential Care	Medicaid	Other
Total							
Unduplicated Count	330	0	330	0	0	0	0
Sex							
Female	98	0	98	0	0	0	0
Male	232	0	232	0	0	0	0
Age							
05-17	52	0	52	0	0	0	0
18-20	36	0	36	0	0	0	0
21-24	51	0	51	0	0	0	0
25-34	78	0	78	0	0	0	0
35-44	72	0	72	0	0	0	0
45-54	29	0	29	0	0	0	0
55-64	10	0	10	0	0	0	0
65-74	2	0	2	0	0	0	0
Race							
White	237	0	237	0	0	0	0
Black	22	0	22	0	0	0	0
Native American	37	0	37	0	0	0	0
Hispanic	6	0	6	0	0	0	0
Asian	2	0	2	0	0	0	0
Two or More Races	26	0	26	0	0	0	0
Presenting Problem/Diagnosis							
Alcohol Abuse	99	0	99	0	0	0	0
Social Conditions	14	0	14	0	0	0	0
Substance Related	217	0	217	0	0	0	0
County of Residence							
Craig	1	0	1	0	0	0	0
Nowata	28	0	28	0	0	0	0
Okfuskee	1	0	1	0	0	0	0
Osage	9	0	9	0	0	0	0
Tulsa	1	0	1	0	0	0	0
Washington	290	0	290	0	0	0	0
Other Indicators							
Any Alcohol/Drug Problem	328	0	328	0	0	0	0
Custody of DHS	2	0	2	0	0	0	0
Custody of DOC	20	0	20	0	0	0	0
Custody of OJA	6	0	6	0	0	0	0
Homeless	2	0	2	0	0	0	0
Indigent	324	0	324	0	0	0	0
SMI (If ever)	46	0	46	0	0	0	0

Notes: Information in this table is based on data reported to DMHSAS as of 07/01/2002. The same client may be counted in more than one category, e.g., clients can receive services under more than one contract source, in more than one "County of Residence," or may have multiple "Other Indicators." Please see Definition page for other considerations.

Oklahoma Department of Mental Health and Substance Abuse Services

Counts of Admitted Clients Served by Funding Source for Each Agency During FY2002

TWELVE & TWELVE, INC

	Total	Funding Source					
		Mental Health	Substance Abuse	Domestic Violence	Residential Care	Medicaid	Other
Total							
Unduplicated Count	1,397	0	1,397	0	0	0	0
Sex							
Female	489	0	489	0	0	0	0
Male	908	0	908	0	0	0	0
Age							
05-17	56	0	56	0	0	0	0
18-20	75	0	75	0	0	0	0
21-24	162	0	162	0	0	0	0
25-34	395	0	395	0	0	0	0
35-44	491	0	491	0	0	0	0
45-54	188	0	188	0	0	0	0
55-64	28	0	28	0	0	0	0
65-74	2	0	2	0	0	0	0
Race							
White	1,007	0	1,007	0	0	0	0
Black	210	0	210	0	0	0	0
Native American	130	0	130	0	0	0	0
Hispanic	26	0	26	0	0	0	0
Asian	2	0	2	0	0	0	0
Two or More Races	22	0	22	0	0	0	0
Presenting Problem/Diagnosis							
Alcohol Abuse	359	0	359	0	0	0	0
Mood Disorder	3	0	3	0	0	0	0
Other Psychotic	1	0	1	0	0	0	0
Personality Disorder	1	0	1	0	0	0	0
Substance Related	1,033	0	1,033	0	0	0	0
County of Residence							
Adair	3	0	3	0	0	0	0
Beckham	2	0	2	0	0	0	0
Cherokee	10	0	10	0	0	0	0
Cleveland	9	0	9	0	0	0	0
Coal	1	0	1	0	0	0	0
Craig	5	0	5	0	0	0	0
Creek	41	0	41	0	0	0	0
Custer	1	0	1	0	0	0	0
Delaware	9	0	9	0	0	0	0
Ellis	2	0	2	0	0	0	0
Garfield	2	0	2	0	0	0	0
Grady	1	0	1	0	0	0	0
Grant	1	0	1	0	0	0	0
Greer	1	0	1	0	0	0	0
Harper	1	0	1	0	0	0	0
Haskell	2	0	2	0	0	0	0
Hughes	2	0	2	0	0	0	0
Jackson	1	0	1	0	0	0	0
Jefferson	1	0	1	0	0	0	0
Kay	11	0	11	0	0	0	0
Latimer	2	0	2	0	0	0	0
LeFlore	3	0	3	0	0	0	0

Notes: Information in this table is based on data reported to DMHSAS as of 07/01/2002. The same client may be counted in more than one category, e.g., clients can receive services under more than one contract source, in more than one "County of Residence," or may have multiple "Other Indicators." Please see Definition page for other considerations.

Oklahoma Department of Mental Health and Substance Abuse Services

Counts of Admitted Clients Served by Funding Source for Each Agency During FY2002

TWELVE & TWELVE, INC

	Funding Source						
	Total	Mental Health	Substance Abuse	Domestic Violence	Residential Care	Medicaid	Other
Lincoln	5	0	5	0	0	0	0
Love	1	0	1	0	0	0	0
Marshall	1	0	1	0	0	0	0
Mayes	8	0	8	0	0	0	0
McCurtain	8	0	8	0	0	0	0
McIntosh	2	0	2	0	0	0	0
Muskogee	20	0	20	0	0	0	0
Noble	1	0	1	0	0	0	0
Nowata	1	0	1	0	0	0	0
Oklahoma	13	0	13	0	0	0	0
Okmulgee	22	0	22	0	0	0	0
Osage	9	0	9	0	0	0	0
Ottawa	4	0	4	0	0	0	0
Pawnee	5	0	5	0	0	0	0
Payne	15	0	15	0	0	0	0
Pittsburgh	6	0	6	0	0	0	0
Pontotoc	2	0	2	0	0	0	0
Pottawatomie	3	0	3	0	0	0	0
Pushmataha	1	0	1	0	0	0	0
Rogers	26	0	26	0	0	0	0
Sequoyah	7	0	7	0	0	0	0
Tulsa	1,056	0	1,056	0	0	0	0
Wagoner	22	0	22	0	0	0	0
Washington	33	0	33	0	0	0	0
Woodward	1	0	1	0	0	0	0
Out of State/Unknown	14	0	14	0	0	0	0
Other Indicators							
Any Alcohol/Drug Problem	1,397	0	1,397	0	0	0	0
Custody of DHS	6	0	6	0	0	0	0
Custody of DOC	22	0	22	0	0	0	0
Custody of OJA	1	0	1	0	0	0	0
Deaf and Hard Hearing	1	0	1	0	0	0	0
Dual Diagnosis	129	0	129	0	0	0	0
Homeless	181	0	181	0	0	0	0
Indigent	1,359	0	1,359	0	0	0	0
SMI (If ever)	460	0	460	0	0	0	0

Notes: Information in this table is based on data reported to DMHSAS as of 07/01/2002. The same client may be counted in more than one category, e.g., clients can receive services under more than one contract source, in more than one "County of Residence," or may have multiple "Other Indicators." Please see Definition page for other considerations.

Oklahoma Department of Mental Health and Substance Abuse Services

Counts of Admitted Clients Served by Funding Source for Each Agency During FY2002

VINITA AL/DG TREATMENT CTR

	Total	Funding Source					
		Mental Health	Substance Abuse	Domestic Violence	Residential Care	Medicaid	Other
Total							
Unduplicated Count	333	0	333	0	0	0	0
Sex							
Female	167	0	167	0	0	0	0
Male	166	0	166	0	0	0	0
Age							
18-20	25	0	25	0	0	0	0
21-24	52	0	52	0	0	0	0
25-34	132	0	132	0	0	0	0
35-44	92	0	92	0	0	0	0
45-54	26	0	26	0	0	0	0
55-64	6	0	6	0	0	0	0
Race							
White	210	0	210	0	0	0	0
Black	48	0	48	0	0	0	0
Native American	4	0	4	0	0	0	0
Hispanic	3	0	3	0	0	0	0
Asian	1	0	1	0	0	0	0
Two or More Races	67	0	67	0	0	0	0
Presenting Problem/Diagnosis							
Alcohol Abuse	99	0	99	0	0	0	0
Substance Related	234	0	234	0	0	0	0
County of Residence							
Adair	2	0	2	0	0	0	0
Bryan	2	0	2	0	0	0	0
Canadian	2	0	2	0	0	0	0
Carter	1	0	1	0	0	0	0
Cherokee	14	0	14	0	0	0	0
Choctaw	1	0	1	0	0	0	0
Comanche	3	0	3	0	0	0	0
Cotton	1	0	1	0	0	0	0
Craig	15	0	15	0	0	0	0
Creek	11	0	11	0	0	0	0
Custer	1	0	1	0	0	0	0
Delaware	14	0	14	0	0	0	0
Grady	1	0	1	0	0	0	0
Greer	1	0	1	0	0	0	0
Hughes	9	0	9	0	0	0	0
Kay	1	0	1	0	0	0	0
Mayes	24	0	24	0	0	0	0
McCurtain	1	0	1	0	0	0	0
McIntosh	2	0	2	0	0	0	0
Muskogee	16	0	16	0	0	0	0
Nowata	3	0	3	0	0	0	0
Okfuskee	1	0	1	0	0	0	0
Oklahoma	9	0	9	0	0	0	0
Okmulgee	7	0	7	0	0	0	0
Osage	3	0	3	0	0	0	0
Ottawa	10	0	10	0	0	0	0
Payne	3	0	3	0	0	0	0

Notes: Information in this table is based on data reported to DMHSAS as of 07/01/2002. The same client may be counted in more than one category, e.g., clients can receive services under more than one contract source, in more than one "County of Residence," or may have multiple "Other Indicators." Please see Definition page for other considerations.

Oklahoma Department of Mental Health and Substance Abuse Services

Counts of Admitted Clients Served by Funding Source for Each Agency During FY2002

VINITA AL/DG TREATMENT CTR

	Funding Source					
	Total	Mental Health	Substance Abuse	Domestic Violence	Residential Care	Medicaid Other
Pittsburgh	1	0	1	0	0	0
Pontotoc	1	0	1	0	0	0
Pottawatomie	9	0	9	0	0	0
Pushmataha	2	0	2	0	0	0
Rogers	21	0	21	0	0	0
Seminole	1	0	1	0	0	0
Sequoyah	4	0	4	0	0	0
Stephens	1	0	1	0	0	0
Tulsa	83	0	83	0	0	0
Wagoner	37	0	37	0	0	0
Washington	15	0	15	0	0	0
Other Indicators						
Any Alcohol/Drug Problem	333	0	333	0	0	0
Custody of DOC	2	0	2	0	0	0
Deaf and Hard Hearing	1	0	1	0	0	0
Homeless	46	0	46	0	0	0
Indigent	329	0	329	0	0	0
SMI (If ever)	111	0	111	0	0	0

Notes: Information in this table is based on data reported to DMHSAS as of 07/01/2002. The same client may be counted in more than one category, e.g., clients can receive services under more than one contract source, in more than one "County of Residence," or may have multiple "Other Indicators." Please see Definition page for other considerations.

Oklahoma Department of Mental Health and Substance Abuse Services

Counts of Admitted Clients Served by Funding Source for Each Agency During FY2002

WAGONER COMMUNITY HOSPITAL-BILL WILLIS

	Total	Funding Source					
		Mental Health	Substance Abuse	Domestic Violence	Residential Care	Medicaid	Other
Total							
Unduplicated Count	224	224	0	0	0	0	0
Sex							
Female	102	102	0	0	0	0	0
Male	122	122	0	0	0	0	0
Age							
18-20	16	16	0	0	0	0	0
21-24	34	34	0	0	0	0	0
25-34	48	48	0	0	0	0	0
35-44	78	78	0	0	0	0	0
45-54	40	40	0	0	0	0	0
55-64	8	8	0	0	0	0	0
Race							
White	187	187	0	0	0	0	0
Black	10	10	0	0	0	0	0
Native American	16	16	0	0	0	0	0
Hispanic	1	1	0	0	0	0	0
Asian	2	2	0	0	0	0	0
Two or More Races	8	8	0	0	0	0	0
Presenting Problem/Diagnosis							
Alcohol Abuse	20	20	0	0	0	0	0
Mood Disorder	101	101	0	0	0	0	0
Non Alcohol/Drug Related Organic	9	9	0	0	0	0	0
Other Non-Psychotic	7	7	0	0	0	0	0
Other Psychotic	46	46	0	0	0	0	0
Schizophrenia	10	10	0	0	0	0	0
Substance Related	31	31	0	0	0	0	0
County of Residence							
Adair	22	22	0	0	0	0	0
Cherokee	63	63	0	0	0	0	0
Delaware	1	1	0	0	0	0	0
Mayes	3	3	0	0	0	0	0
Muskogee	5	5	0	0	0	0	0
Noble	1	1	0	0	0	0	0
Sequoyah	52	52	0	0	0	0	0
Tulsa	1	1	0	0	0	0	0
Wagoner	76	76	0	0	0	0	0
Other Indicators							
Any Alcohol/Drug Problem	121	121	0	0	0	0	0
Custody of DOC	2	2	0	0	0	0	0
Dual Diagnosis	15	15	0	0	0	0	0
Homeless	7	7	0	0	0	0	0
Indigent	208	208	0	0	0	0	0
SMI (If ever)	173	173	0	0	0	0	0

Notes: Information in this table is based on data reported to DMHSAS as of 07/01/2002. The same client may be counted in more than one category, e.g., clients can receive services under more than one contract source, in more than one "County of Residence," or may have multiple "Other Indicators." Please see Definition page for other considerations.

Oklahoma Department of Mental Health and Substance Abuse Services

Counts of Admitted Clients Served by Funding Source for Each Agency During FY2002

WAGONER HOSPITAL - CRISIS UNIT

	Total	Funding Source					
		Mental Health	Substance Abuse	Domestic Violence	Residential Care	Medicaid	Other
Total							
Unduplicated Count	124	124	0	0	0	0	0
Sex							
Female	43	43	0	0	0	0	0
Male	81	81	0	0	0	0	0
Age							
18-20	6	6	0	0	0	0	0
21-24	17	17	0	0	0	0	0
25-34	30	30	0	0	0	0	0
35-44	37	37	0	0	0	0	0
45-54	24	24	0	0	0	0	0
55-64	9	9	0	0	0	0	0
65-74	1	1	0	0	0	0	0
Race							
White	92	92	0	0	0	0	0
Black	22	22	0	0	0	0	0
Native American	7	7	0	0	0	0	0
Hispanic	1	1	0	0	0	0	0
Two or More Races	2	2	0	0	0	0	0
Presenting Problem/Diagnosis							
Alcohol Abuse	3	3	0	0	0	0	0
Mood Disorder	62	62	0	0	0	0	0
Other Non-Psychotic	2	2	0	0	0	0	0
Other Psychotic	42	42	0	0	0	0	0
Schizophrenia	7	7	0	0	0	0	0
Substance Related	8	8	0	0	0	0	0
County of Residence							
Adair	1	1	0	0	0	0	0
Beckham	1	1	0	0	0	0	0
Cherokee	1	1	0	0	0	0	0
Creek	1	1	0	0	0	0	0
McIntosh	1	1	0	0	0	0	0
Oklahoma	1	1	0	0	0	0	0
Osage	2	2	0	0	0	0	0
Ottawa	1	1	0	0	0	0	0
Rogers	1	1	0	0	0	0	0
Tulsa	112	112	0	0	0	0	0
Wagoner	2	2	0	0	0	0	0
Other Indicators							
Any Alcohol/Drug Problem	64	64	0	0	0	0	0
Custody of DOC	1	1	0	0	0	0	0
Dual Diagnosis	25	25	0	0	0	0	0
Homeless	28	28	0	0	0	0	0
Indigent	119	119	0	0	0	0	0
SMI (If ever)	110	110	0	0	0	0	0

Notes: Information in this table is based on data reported to DMHSAS as of 07/01/2002. The same client may be counted in more than one category, e.g., clients can receive services under more than one contract source, in more than one "County of Residence," or may have multiple "Other Indicators." Please see Definition page for other considerations.

Oklahoma Department of Mental Health and Substance Abuse Services

Counts of Admitted Clients Served by Funding Source for Each Agency During FY2002

WESTERN STATE PSYCHIATRIC CTR

	Total	Funding Source					
		Mental Health	Substance Abuse	Domestic Violence	Residential Care	Medicaid	Other
Total							
Unduplicated Count	2,335	1,733	6	0	0	335	1,580
Sex							
Female	1,218	919	3	0	0	211	883
Male	1,117	814	3	0	0	124	697
Age							
0-04	5	5	0	0	0	2	5
05-17	280	193	0	0	0	87	231
18-20	161	122	2	0	0	55	98
21-24	228	191	0	0	0	26	119
25-34	504	387	2	0	0	42	297
35-44	577	422	2	0	0	52	396
45-54	340	246	0	0	0	39	237
55-64	173	120	0	0	0	23	135
65-74	50	33	0	0	0	8	47
75-84	15	12	0	0	0	1	14
85+	2	2	0	0	0	0	1
Race							
White	2,090	1,541	5	0	0	310	1,452
Black	54	42	1	0	0	7	18
Native American	94	74	0	0	0	10	41
Hispanic	78	61	0	0	0	7	56
Asian	9	7	0	0	0	0	7
Two or More Races	10	8	0	0	0	1	6
Presenting Problem/Diagnosis							
Alcohol Abuse	175	130	0	0	0	10	78
Developmental Disorder	129	90	0	0	0	41	98
Mood Disorder	1,129	839	0	0	0	154	858
Non Alcohol/Drug Related Organic	24	13	0	0	0	5	20
Other Non-Psychotic	270	192	1	0	0	49	205
Other Psychotic	164	125	0	0	0	28	112
Personality Disorder	3	3	0	0	0	0	2
Schizophrenia	114	78	0	0	0	33	86
Social Conditions	37	25	0	0	0	5	29
Substance Related	290	238	5	0	0	10	92
County of Residence							
Alfalfa	90	72	0	0	0	17	74
Atoka	4	1	0	0	0	0	3
Beaver	35	28	0	0	0	8	29
Beckham	30	20	0	0	0	1	10
Blaine	22	18	0	0	0	2	9
Bryan	7	4	0	0	0	0	4
Caddo	13	10	0	0	0	0	3
Canadian	9	8	0	0	0	0	1
Carter	6	4	1	0	0	0	1
Cherokee	1	1	0	0	0	0	1
Cimarron	32	30	0	0	0	5	25
Cleveland	8	7	0	0	0	0	1
Comanche	6	5	0	0	0	0	1
Craig	1	1	0	0	0	0	0

Notes: Information in this table is based on data reported to DMHSAS as of 07/01/2002. The same client may be counted in more than one category, e.g., clients can receive services under more than one contract source, in more than one "County of Residence," or may have multiple "Other Indicators." Please see Definition page for other considerations.

Oklahoma Department of Mental Health and Substance Abuse Services

Counts of Admitted Clients Served by Funding Source for Each Agency During FY2002

WESTERN STATE PSYCHIATRIC CTR

	Funding Source					
	Total	Mental Health	Substance Abuse	Domestic Violence	Residential Care	Medicaid Other
Creek	1	1	0	0	0	0
Custer	41	35	0	0	0	1 7
Dewey	51	38	0	0	0	3 39
Ellis	55	39	0	0	0	6 43
Garfield	195	132	0	0	0	19 73
Grady	2	1	0	0	0	0 1
Grant	5	4	0	0	0	0 1
Greer	6	3	0	0	0	0 3
Harmon	2	0	0	0	0	0 2
Harper	73	42	1	0	0	16 60
Hughes	3	3	0	0	0	0 0
Jackson	4	4	0	0	0	0 1
Johnston	1	1	0	0	0	0 0
Kay	57	43	0	0	0	5 17
Kingfisher	2	1	0	0	0	0 1
Kiowa	4	4	0	0	0	0 0
LeFlore	2	2	0	0	0	0 0
Lincoln	2	2	0	0	0	0 0
Logan	14	10	0	0	0	0 4
Major	143	104	0	0	0	38 109
Marshall	1	1	0	0	0	0 0
McClain	2	2	0	0	0	0 0
Murray	1	1	0	0	0	0 0
Muskogee	1	1	0	0	0	0 0
Noble	12	10	0	0	0	2 3
Okfuskee	1	1	0	0	0	0 0
Oklahoma	49	39	1	0	0	0 13
Okmulgee	1	0	0	0	0	0 1
Osage	1	1	0	0	0	0 0
Pawnee	7	5	0	0	0	0 2
Payne	32	26	0	0	0	2 8
Pittsburgh	2	2	0	0	0	0 0
Pontotoc	4	3	0	0	0	0 1
Pottawatomie	4	4	0	0	0	0 0
Pushmataha	1	0	0	0	0	0 1
Roger Mills	4	2	0	0	0	0 3
Seminole	31	27	3	0	0	0 4
Stephens	3	3	0	0	0	0 0
Texas	329	254	0	0	0	50 271
Tulsa	4	3	0	0	0	0 2
Wagoner	1	1	0	0	0	0 0
Washington	2	1	0	0	0	0 1
Washita	7	6	0	0	0	0 1
Woods	243	196	0	0	0	31 191
Woodward	636	450	0	0	0	129 537
Out of State/Unknown	29	16	0	0	0	0 18
Other Indicators						
Any Alcohol/Drug Problem	901	717	6	0	0	72 481
Custody of DHS	18	13	0	0	0	7 13
Custody of DOC	6	5	1	0	0	0 2
Custody of OJA	9	8	0	0	0	5 8
Deaf and Hard Hearing	16	11	0	0	0	1 13

Notes: Information in this table is based on data reported to DMHSAS as of 07/01/2002. The same client may be counted in more than one category, e.g., clients can receive services under more than one contract source, in more than one "County of Residence," or may have multiple "Other Indicators." Please see Definition page for other considerations.

Oklahoma Department of Mental Health and Substance Abuse Services

Counts of Admitted Clients Served by Funding Source for Each Agency During FY2002

WESTERN STATE PSYCHIATRIC CTR

	Funding Source					
	Total	Mental Health	Substance Abuse	Domestic Violence	Residential Care	Medicaid Other
Dual Diagnosis	251	204	0	0	0	34 171
Homeless	52	41	0	0	0	6 26
Indigent	2,153	1,700	6	0	0	331 1,401
SED (6-17)	56	34	0	0	0	23 52
SMI (If ever)	982	742	2	0	0	170 676

Notes: Information in this table is based on data reported to DMHSAS as of 07/01/2002. The same client may be counted in more than one category, e.g., clients can receive services under more than one contract source, in more than one "County of Residence," or may have multiple "Other Indicators." Please see Definition page for other considerations.

Oklahoma Department of Mental Health and Substance Abuse Services

Counts of Admitted Clients Served by Funding Source for Each Agency During FY2002

WHEATLAND MH CTR, INC.

	Total	Funding Source					
		Mental Health	Substance Abuse	Domestic Violence	Residential Care	Medicaid	Other
Total							
Unduplicated Count	1,015	892	0	0	0	167	37
Sex							
Female	578	510	0	0	0	99	17
Male	437	382	0	0	0	68	20
Age							
05-17	107	101	0	0	0	6	9
18-20	59	59	0	0	0	1	1
21-24	88	80	0	0	0	10	2
25-34	233	208	0	0	0	35	5
35-44	279	245	0	0	0	51	8
45-54	147	124	0	0	0	28	5
55-64	80	57	0	0	0	29	6
65-74	15	12	0	0	0	5	1
75-84	5	4	0	0	0	2	0
85+	2	2	0	0	0	0	0
Race							
White	896	787	0	0	0	147	29
Black	48	43	0	0	0	8	4
Native American	30	25	0	0	0	6	0
Hispanic	12	12	0	0	0	1	2
Two or More Races	29	25	0	0	0	5	2
Presenting Problem/Diagnosis							
Alcohol Abuse	2	2	0	0	0	0	0
Developmental Disorder	44	41	0	0	0	3	5
Mood Disorder	495	443	0	0	0	71	16
Non Alcohol/Drug Related Organic	9	7	0	0	0	3	2
Other Non-Psychotic	220	204	0	0	0	22	2
Other Psychotic	66	48	0	0	0	26	5
Personality Disorder	35	32	0	0	0	4	0
Schizophrenia	71	42	0	0	0	36	6
Social Conditions	66	66	0	0	0	2	1
Substance Related	7	7	0	0	0	0	0
County of Residence							
Adair	1	1	0	0	0	0	0
Alfalfa	1	1	0	0	0	0	0
Blaine	2	2	0	0	0	0	0
Bryan	1	1	0	0	0	0	0
Canadian	3	3	0	0	0	0	0
Ellis	2	2	0	0	0	0	0
Garfield	602	511	0	0	0	126	29
Grant	22	14	0	0	0	10	0
Kingfisher	102	93	0	0	0	9	2
Logan	254	241	0	0	0	20	5
Major	9	7	0	0	0	2	1
Noble	3	3	0	0	0	0	0
Oklahoma	11	11	0	0	0	0	0
Payne	1	1	0	0	0	0	0
Woods	1	1	0	0	0	0	0

Other Indicators

Notes: Information in this table is based on data reported to DMHSAS as of 07/01/2002. The same client may be counted in more than one category, e.g., clients can receive services under more than one contract source, in more than one "County of Residence," or may have multiple "Other Indicators." Please see Definition page for other considerations.

Oklahoma Department of Mental Health and Substance Abuse Services

Counts of Admitted Clients Served by Funding Source for Each Agency During FY2002

WHEATLAND MH CTR, INC.

	Funding Source					
	Total	Mental Health	Substance Abuse	Domestic Violence	Residential Care	Medicaid Other
Any Alcohol/Drug Problem	181	174	0	0	0	13 6
Custody of DHS	4	4	0	0	0	0 1
Custody of DOC	17	14	0	0	0	3 0
Deaf and Hard Hearing	7	5	0	0	0	3 0
Dual Diagnosis	65	61	0	0	0	6 2
Homeless	6	6	0	0	0	2 0
Indigent	1,002	879	0	0	0	167 36
SED (6-17)	49	47	0	0	0	2 4
SMI (If ever)	695	585	0	0	0	153 24

Notes: Information in this table is based on data reported to DMHSAS as of 07/01/2002. The same client may be counted in more than one category, e.g., clients can receive services under more than one contract source, in more than one "County of Residence," or may have multiple "Other Indicators." Please see Definition page for other considerations.

Oklahoma Department of Mental Health and Substance Abuse Services

Counts of Admitted Clients Served by Funding Source for Each Agency During FY2002

WOMEN IN SAFE HOMES, INC.

	Total	Funding Source					
		Mental Health	Substance Abuse	Domestic Violence	Residential Care	Medicaid	Other
Total							
Unduplicated Count	240	0	40	239	0	0	0
Sex							
Female	179	0	38	179	0	0	0
Male	61	0	2	60	0	0	0
Age							
0-04	39	0	0	39	0	0	0
05-17	53	0	0	53	0	0	0
18-20	11	0	2	11	0	0	0
21-24	25	0	7	24	0	0	0
25-34	56	0	18	56	0	0	0
35-44	35	0	10	35	0	0	0
45-54	19	0	2	19	0	0	0
55-64	2	0	1	2	0	0	0
Race							
White	167	0	33	167	0	0	0
Black	28	0	2	27	0	0	0
Native American	31	0	5	31	0	0	0
Hispanic	2	0	0	2	0	0	0
Two or More Races	12	0	0	12	0	0	0
Presenting Problem/Diagnosis							
Social Conditions	228	0	36	227	0	0	0
Substance Related	4	0	3	4	0	0	0
Deferred/No Diagnosis	8	0	1	8	0	0	0
County of Residence							
Caddo	1	0	0	1	0	0	0
Canadian	3	0	0	3	0	0	0
Cherokee	3	0	0	3	0	0	0
Choctaw	2	0	1	2	0	0	0
Cleveland	2	0	0	2	0	0	0
Comanche	1	0	1	1	0	0	0
Creek	2	0	1	2	0	0	0
Haskell	13	0	4	13	0	0	0
Latimer	4	0	1	4	0	0	0
Mayes	1	0	0	1	0	0	0
McIntosh	8	0	1	8	0	0	0
Muskogee	141	0	23	140	0	0	0
Oklahoma	3	0	0	3	0	0	0
Okmulgee	10	0	3	10	0	0	0
Osage	2	0	0	2	0	0	0
Pittsburgh	13	0	0	13	0	0	0
Pottawatomie	1	0	0	1	0	0	0
Sequoyah	1	0	0	1	0	0	0
Stephens	1	0	0	1	0	0	0
Tulsa	4	0	0	4	0	0	0
Wagoner	19	0	5	19	0	0	0
Out of State/Unknown	5	0	0	5	0	0	0
Other Indicators							
Any Alcohol/Drug Problem	65	0	36	65	0	0	0
Custody of DOC	4	0	3	4	0	0	0

Notes: Information in this table is based on data reported to DMHSAS as of 07/01/2002. The same client may be counted in more than one category, e.g., clients can receive services under more than one contract source, in more than one "County of Residence," or may have multiple "Other Indicators." Please see Definition page for other considerations.

Oklahoma Department of Mental Health and Substance Abuse Services

Counts of Admitted Clients Served by Funding Source for Each Agency During FY2002

WOMEN IN SAFE HOMES, INC.

	Funding Source					
	Total	Mental Health	Substance Abuse	Domestic Violence	Residential Care	Medicaid Other
Deaf and Hard Hearing	3	0	0	3	0	0
Homeless	22	0	3	22	0	0
Indigent	226	0	38	225	0	0
SMI (If ever)	52	0	24	52	0	0

Notes: Information in this table is based on data reported to DMHSAS as of 07/01/2002. The same client may be counted in more than one category, e.g., clients can receive services under more than one contract source, in more than one "County of Residence," or may have multiple "Other Indicators." Please see Definition page for other considerations.

Oklahoma Department of Mental Health and Substance Abuse Services

Counts of Admitted Clients Served by Funding Source for Each Agency During FY2002

WOMEN'S CRISIS SERVICES

	Total	Funding Source					
		Mental Health	Substance Abuse	Domestic Violence	Residential Care	Medicaid	Other
Total							
Unduplicated Count	190	0	0	190	0	0	0
Sex							
Female	141	0	0	141	0	0	0
Male	49	0	0	49	0	0	0
Age							
0-04	44	0	0	44	0	0	0
05-17	56	0	0	56	0	0	0
18-20	2	0	0	2	0	0	0
21-24	20	0	0	20	0	0	0
25-34	26	0	0	26	0	0	0
35-44	26	0	0	26	0	0	0
45-54	11	0	0	11	0	0	0
55-64	4	0	0	4	0	0	0
85+	1	0	0	1	0	0	0
Race							
White	105	0	0	105	0	0	0
Black	8	0	0	8	0	0	0
Native American	11	0	0	11	0	0	0
Hispanic	14	0	0	14	0	0	0
Two or More Races	52	0	0	52	0	0	0
Presenting Problem/Diagnosis							
Social Conditions	189	0	0	189	0	0	0
Deferred/No Diagnosis	1	0	0	1	0	0	0
County of Residence							
Blaine	1	0	0	1	0	0	0
Cherokee	2	0	0	2	0	0	0
Choctaw	2	0	0	2	0	0	0
Delaware	4	0	0	4	0	0	0
Garfield	1	0	0	1	0	0	0
Haskell	5	0	0	5	0	0	0
Kay	2	0	0	2	0	0	0
Latimer	1	0	0	1	0	0	0
LeFlore	149	0	0	149	0	0	0
Love	1	0	0	1	0	0	0
Okmulgee	2	0	0	2	0	0	0
Pittsburgh	1	0	0	1	0	0	0
Sequoyah	2	0	0	2	0	0	0
Out of State/Unknown	17	0	0	17	0	0	0
Other Indicators							
Deaf and Hard Hearing	1	0	0	1	0	0	0
Homeless	5	0	0	5	0	0	0
Indigent	187	0	0	187	0	0	0
SMI (If ever)	17	0	0	17	0	0	0

Notes: Information in this table is based on data reported to DMHSAS as of 07/01/2002. The same client may be counted in more than one category, e.g., clients can receive services under more than one contract source, in more than one "County of Residence," or may have multiple "Other Indicators." Please see Definition page for other considerations.

Oklahoma Department of Mental Health and Substance Abuse Services

Counts of Admitted Clients Served by Funding Source for Each Agency During FY2002

WOMENS RESOURCE CENTER

	Total	Funding Source					
		Mental Health	Substance Abuse	Domestic Violence	Residential Care	Medicaid	Other
Total							
Unduplicated Count	350	0	0	350	0	0	0
Sex							
Female	298	0	0	298	0	0	0
Male	52	0	0	52	0	0	0
Age							
0-04	71	0	0	71	0	0	0
05-17	50	0	0	50	0	0	0
18-20	11	0	0	11	0	0	0
21-24	29	0	0	29	0	0	0
25-34	77	0	0	77	0	0	0
35-44	74	0	0	74	0	0	0
45-54	35	0	0	35	0	0	0
55-64	3	0	0	3	0	0	0
Race							
White	248	0	0	248	0	0	0
Black	36	0	0	36	0	0	0
Native American	16	0	0	16	0	0	0
Hispanic	17	0	0	17	0	0	0
Asian	4	0	0	4	0	0	0
Two or More Races	29	0	0	29	0	0	0
Presenting Problem/Diagnosis							
Mood Disorder	4	0	0	4	0	0	0
Social Conditions	344	0	0	344	0	0	0
Deferred/No Diagnosis	2	0	0	2	0	0	0
County of Residence							
Cleveland	196	0	0	196	0	0	0
Custer	1	0	0	1	0	0	0
Garvin	5	0	0	5	0	0	0
Grady	2	0	0	2	0	0	0
Logan	3	0	0	3	0	0	0
McClain	12	0	0	12	0	0	0
Noble	2	0	0	2	0	0	0
Okfuskee	1	0	0	1	0	0	0
Oklahoma	111	0	0	111	0	0	0
Okmulgee	1	0	0	1	0	0	0
Payne	2	0	0	2	0	0	0
Pottawatomie	2	0	0	2	0	0	0
Seminole	1	0	0	1	0	0	0
Stephens	3	0	0	3	0	0	0
Tulsa	2	0	0	2	0	0	0
Out of State/Unknown	6	0	0	6	0	0	0
Other Indicators							
Any Alcohol/Drug Problem	1	0	0	1	0	0	0
Custody of DOC	3	0	0	3	0	0	0
Homeless	232	0	0	232	0	0	0
Indigent	319	0	0	319	0	0	0
SMI (If ever)	41	0	0	41	0	0	0

Notes: Information in this table is based on data reported to DMHSAS as of 07/01/2002. The same client may be counted in more than one category, e.g., clients can receive services under more than one contract source, in more than one "County of Residence," or may have multiple "Other Indicators." Please see Definition page for other considerations.

Oklahoma Department of Mental Health and Substance Abuse Services

Counts of Admitted Clients Served by Funding Source for Each Agency During FY2002

WOMEN'S SVC/FAM RESOURCE CTR

	Total	Funding Source					
		Mental Health	Substance Abuse	Domestic Violence	Residential Care	Medicaid	Other
Total							
Unduplicated Count	448	0	0	448	0	0	0
Sex							
Female	387	0	0	387	0	0	0
Male	61	0	0	61	0	0	0
Age							
0-04	31	0	0	31	0	0	0
05-17	34	0	0	34	0	0	0
18-20	44	0	0	44	0	0	0
21-24	73	0	0	73	0	0	0
25-34	149	0	0	149	0	0	0
35-44	88	0	0	88	0	0	0
45-54	28	0	0	28	0	0	0
65-74	1	0	0	1	0	0	0
Race							
White	289	0	0	289	0	0	0
Black	24	0	0	24	0	0	0
Native American	113	0	0	113	0	0	0
Hispanic	13	0	0	13	0	0	0
Asian	2	0	0	2	0	0	0
Two or More Races	7	0	0	7	0	0	0
Presenting Problem/Diagnosis							
Social Conditions	447	0	0	447	0	0	0
Substance Related	1	0	0	1	0	0	0
County of Residence							
Beaver	1	0	0	1	0	0	0
Blaine	2	0	0	2	0	0	0
Bryan	1	0	0	1	0	0	0
Caddo	102	0	0	102	0	0	0
Canadian	150	0	0	150	0	0	0
Ellis	1	0	0	1	0	0	0
Grady	175	0	0	175	0	0	0
Greer	1	0	0	1	0	0	0
Oklahoma	5	0	0	5	0	0	0
Seminole	2	0	0	2	0	0	0
Out of State/Unknown	8	0	0	8	0	0	0
Other Indicators							
Any Alcohol/Drug Problem	2	0	0	2	0	0	0
Custody of DOC	1	0	0	1	0	0	0
Homeless	23	0	0	23	0	0	0
Indigent	416	0	0	416	0	0	0
SMI (If ever)	69	0	0	69	0	0	0

Notes: Information in this table is based on data reported to DMHSAS as of 07/01/2002. The same client may be counted in more than one category, e.g., clients can receive services under more than one contract source, in more than one "County of Residence," or may have multiple "Other Indicators." Please see Definition page for other considerations.

Oklahoma Department of Mental Health and Substance Abuse Services

Counts of Admitted Clients Served by Funding Source for Each Agency During FY2002

YWCA CRISIS CENTER

	Total	Funding Source					
		Mental Health	Substance Abuse	Domestic Violence	Residential Care	Medicaid	Other
Total							
Unduplicated Count	707	0	36	676	0	0	0
Sex							
Female	503	0	24	483	0	0	0
Male	204	0	12	193	0	0	0
Age							
0-04	65	0	12	53	0	0	0
05-17	134	0	10	125	0	0	0
18-20	36	0	1	36	0	0	0
21-24	71	0	3	68	0	0	0
25-34	185	0	6	182	0	0	0
35-44	145	0	4	141	0	0	0
45-54	49	0	0	49	0	0	0
55-64	16	0	0	16	0	0	0
65-74	4	0	0	4	0	0	0
75-84	2	0	0	2	0	0	0
Race							
White	573	0	22	556	0	0	0
Black	33	0	2	31	0	0	0
Native American	46	0	4	42	0	0	0
Hispanic	41	0	7	34	0	0	0
Asian	6	0	0	6	0	0	0
Two or More Races	8	0	1	7	0	0	0
Presenting Problem/Diagnosis							
Alcohol Abuse	2	0	2	0	0	0	0
Social Conditions	364	0	22	343	0	0	0
Substance Related	11	0	11	3	0	0	0
Deferred/No Diagnosis	330	0	1	330	0	0	0
County of Residence							
Blaine	89	0	1	88	0	0	0
Bryan	1	0	1	1	0	0	0
Canadian	2	0	0	2	0	0	0
Cleveland	1	0	0	1	0	0	0
Garfield	506	0	19	488	0	0	0
Garvin	1	0	0	1	0	0	0
Grant	4	0	0	4	0	0	0
Greer	2	0	2	0	0	0	0
Johnston	2	0	2	1	0	0	0
Kingfisher	46	0	0	46	0	0	0
Kiowa	2	0	2	0	0	0	0
Latimer	2	0	2	0	0	0	0
Logan	3	0	3	0	0	0	0
Major	7	0	0	7	0	0	0
Muskogee	2	0	2	2	0	0	0
Oklahoma	6	0	0	6	0	0	0
Osage	6	0	0	6	0	0	0
Pawnee	1	0	0	1	0	0	0
Tulsa	4	0	2	2	0	0	0
Woodward	1	0	0	1	0	0	0
Out of State/Unknown	19	0	0	19	0	0	0

Notes: Information in this table is based on data reported to DMHSAS as of 07/01/2002. The same client may be counted in more than one category, e.g., clients can receive services under more than one contract source, in more than one "County of Residence," or may have multiple "Other Indicators." Please see Definition page for other considerations.

Oklahoma Department of Mental Health and Substance Abuse Services

Counts of Admitted Clients Served by Funding Source for Each Agency During FY2002

YWCA CRISIS CENTER

	Funding Source					
	Total	Mental Health	Substance Abuse	Domestic Violence	Residential Care	Medicaid Other
Other Indicators						
Any Alcohol/Drug Problem	22	0	13	12	0	0
Custody of DOC	2	0	0	2	0	0
Homeless	109	0	35	78	0	0
Indigent	617	0	35	587	0	0
SMI (If ever)	72	0	5	69	0	0

Notes: Information in this table is based on data reported to DMHSAS as of 07/01/2002. The same client may be counted in more than one category, e.g., clients can receive services under more than one contract source, in more than one "County of Residence," or may have multiple "Other Indicators." Please see Definition page for other considerations.

Oklahoma Department of Mental Health and Substance Abuse Services

Counts of Admitted Clients Served by Funding Source for Each Agency During FY2002

YWCA OF OKC CRISIS SERVICES

	Total	Funding Source					
		Mental Health	Substance Abuse	Domestic Violence	Residential Care	Medicaid	Other
Total							
Unduplicated Count	1,279	0	0	1,279	0	0	0
Sex							
Female	925	0	0	925	0	0	0
Male	354	0	0	354	0	0	0
Age							
0-04	179	0	0	179	0	0	0
05-17	217	0	0	217	0	0	0
18-20	51	0	0	51	0	0	0
21-24	137	0	0	137	0	0	0
25-34	310	0	0	310	0	0	0
35-44	263	0	0	263	0	0	0
45-54	99	0	0	99	0	0	0
55-64	21	0	0	21	0	0	0
65-74	1	0	0	1	0	0	0
75-84	1	0	0	1	0	0	0
Race							
White	746	0	0	746	0	0	0
Black	253	0	0	253	0	0	0
Native American	50	0	0	50	0	0	0
Hispanic	108	0	0	108	0	0	0
Asian	20	0	0	20	0	0	0
Two or More Races	102	0	0	102	0	0	0
Presenting Problem/Diagnosis							
Social Conditions	1,279	0	0	1,279	0	0	0
County of Residence							
Atoka	1	0	0	1	0	0	0
Caddo	1	0	0	1	0	0	0
Canadian	52	0	0	52	0	0	0
Choctaw	2	0	0	2	0	0	0
Cleveland	37	0	0	37	0	0	0
Comanche	1	0	0	1	0	0	0
Custer	1	0	0	1	0	0	0
Dewey	1	0	0	1	0	0	0
Garfield	2	0	0	2	0	0	0
Grady	2	0	0	2	0	0	0
Kay	2	0	0	2	0	0	0
Kingfisher	4	0	0	4	0	0	0
Lincoln	4	0	0	4	0	0	0
Logan	29	0	0	29	0	0	0
Major	6	0	0	6	0	0	0
McClain	2	0	0	2	0	0	0
Muskogee	4	0	0	4	0	0	0
Oklahoma	1,073	0	0	1,073	0	0	0
Okmulgee	2	0	0	2	0	0	0
Pawnee	1	0	0	1	0	0	0
Payne	1	0	0	1	0	0	0
Pittsburgh	2	0	0	2	0	0	0
Pottawatomie	6	0	0	6	0	0	0
Stephens	1	0	0	1	0	0	0

Notes: Information in this table is based on data reported to DMHSAS as of 07/01/2002. The same client may be counted in more than one category, e.g., clients can receive services under more than one contract source, in more than one "County of Residence," or may have multiple "Other Indicators." Please see Definition page for other considerations.

Oklahoma Department of Mental Health and Substance Abuse Services

Counts of Admitted Clients Served by Funding Source for Each Agency During FY2002

YWCA OF OKC CRISIS SERVICES

	Total	Funding Source					
		Mental Health	Substance Abuse	Domestic Violence	Residential Care	Medicaid	Other
Tulsa	8	0	0	8	0	0	0
Washington	1	0	0	1	0	0	0
Out of State/Unknown	33	0	0	33	0	0	0
Other Indicators							
Any Alcohol/Drug Problem	2	0	0	2	0	0	0
Custody of DOC	8	0	0	8	0	0	0
Deaf and Hard Hearing	3	0	0	3	0	0	0
Homeless	704	0	0	704	0	0	0
Indigent	1,110	0	0	1,110	0	0	0
SMI (If ever)	128	0	0	128	0	0	0

Notes: Information in this table is based on data reported to DMHSAS as of 07/01/2002. The same client may be counted in more than one category, e.g., clients can receive services under more than one contract source, in more than one "County of Residence," or may have multiple "Other Indicators." Please see Definition page for other considerations.

Definitions of Terms and Categorization Variables

The following are definitions of terms and categorization variables used in this Data Book report.

Admitted Clients Served

Admitted Clients Served had an admission transaction in the ICIS before or during the report year and had received a service during the year. For this section, they are counted only once in the total for each level of aggregation. This is called an unduplicated count.

Age

Client age is computed using the client's age at the middle of the fiscal year.

Contacts

Individuals are counted as contacts when they call or visit an agency, but are not admitted.

Funding Source

Funding Source helps identify the payment source of services. Frequently, clients receive services under multiple funding sources. The funding source categories for this report were Mental Health, Substance Abuse, Domestic Violence, Residential Care, Medicaid, and Other.

ICIS

The Oklahoma Department of Mental Health and Substance Abuse Services maintains an agency-wide database, the Integrated Client Information System (ICIS), to which all Department-funded services and transactions are reported. The ICIS contains demographic and service information about clients and agencies.

List of Agencies by Type

The following is a list of agencies by type that provided data during the Fiscal Year 2002:

AGENCY TYPE**AGENCY NAME**

Community Mental Health

ASSOCIATED CENTERS FOR THERAPY, INC.
BILL WILLIS MENTAL HEALTH
CARL ALBERT C.M.H.C.
CENTRAL OKLAHOMA CMHC
CHISHOLM TRAIL COUNSELING SVS
COMMUNITY COUNSELING CENTER
CREEKS MENTAL HEALTH SERVICES
EDWIN FAIR CMHC
FAMILY & CHILDREN'S SERVICES
GRAND LAKE M.H.C.
GREEN COUNTRY BEHAVIORAL HEALTH SERVICES, INC.
HOPE COMMUNITY SERVICES, INC.
JIM TALIAFERRO CMHC
M.H. SERVICES OF SOUTHERN OKLAHOMA
NORTH CARE CENTER
OKLAHOMA COUNTY CRISIS INTERVENTION CENTER
PARKSIDE, INC.
RED ROCK BEHAVIORAL HEALTH SVC
RED ROCK WEST
TULSA CRISIS INTERVENTION CENTER
WAGONER COMMUNITY HOSPITAL-BILL WILLIS
WAGONER HOSPITAL - CRISIS UNIT
WESTERN STATE PSYCHIATRIC CTR
WHEATLAND MH CTR, INC.

Domestic Violence and Sexual Assault

ACMI HOUSE INC
ACTION ASSOCIATES, INC.
CALL RAPE INC.
COMMUNITY CRISIS CENTER, INC.
CRISIS CONTROL CENTER
D.V. PROGRAM OF N. CENTRAL OKLAHOMA
DOMESTIC VIOL INTERVEN
FAMILY CRISIS & COUNSELING CTR
FAMILY CRISIS CTR, INC.
FAMILY RESOURCE CENTER
FAMILY SHELTER
HELP-IN-CRISIS, INC.
KIBOIS WOMEN'S SHELTER
N.W. DOMESTIC CRISIS SERVICES
NEW DIRECTIONS, INC.
OKMULGEE CO FAMILY RESC CENTER
PROJECT SAFE, INC.
ROGERS CO COMMUNITY SERVICES
S.O.S. FOR FAMILIES
STEPHENS CO. VOL. FOR CRISIS,I

AGENCY TYPE**AGENCY NAME**

STILLWATER DOM/VIOLENT SERVICES
TULSA SEXUAL ASSAULT NURSE EN
WOMEN IN SAFE HOMES, INC.
WOMEN'S CRISIS SERVICES
WOMEN'S SVC/FAM RESOURCE CTR
WOMENS RESOURCE CENTER
YWCA CRISIS CENTER
YWCA OF OKC CRISIS SERVICES

Hospitals

EASTERN STATE HOSPITAL
GRIFFIN MEMORIAL HOSPITAL
OKLAHOMA BEHAVIORAL HEALTH SERVICES
OKLAHOMA YOUTH CENTER

Other Agencies

CENTER FOR CHILDREN & FAMILIES
CROSSROADS INCORPORATED
DIVORCE VISITATION ARBITRATION
PEOPLE INCORPORATED
SAFE HAVEN
THUNDERBIRD CLUBHOUSE
TRANSITION HOUSE INC.
TULSA METROPOLITAN MINISTRY

Residential Care

ADA RESIDENTIAL CARE
BOLEY RESIDENTIAL CARE HOME
BOLEY RESIDENTIAL CARE HOME II
CLETA'S COTTAGE
COPP'S RESIDENTIAL CARE, INC.
COUNTRY LANE RESIDENTIAL CARE HOME
DON MENTZER FACILITY
DOW RESIDENTIAL CARE HOME
DUNCAN COMMUNITY RESIDENCE INC
EDNA LEE'S RESIDENTIAL CARE
EL RENO RESIDENTIAL CARE HOME
FAIR OAKS
GREEN ACRES
HAV-TAPINC DBA, THE HARBOR
HIGH CEDAR RESIDENTIAL CARE
LAKE FRANCIS RES. CARE, LLC
LAKE FRANCIS RETIREMENT CENTER
LARI'S RESIDENTIAL CARE, LLC
MEADOW BROOK RESCARE
MILLER COZY HOME, INC.
NEW BEGINNING
NORTH FORK RESIDENTIAL CARE

AGENCY TYPE**AGENCY NAME**

ORCHARD GROVE
PADEN RESIDENTIAL CARE
PRAGUE ASSISTED LIVING CENTER
RAMBLING ROSE RESIDENTIAL CARE
SANTE FE RESIDENTIAL CARE
SHERRY'S OLD FASHION ROOM AND BOARD
SOUTHWEST RETIREMENT HOME, INC
SUGAR MOUNTAIN RETREAT
SUNNY ACRES BOARDING MANOR INC
SUNNY ACRES RESIDENTIAL CARE

Substance Abuse

A BETTER CHANCE
ADA AREA CHEMICAL DEP. CTR
ALPHA II, INC.
ALTERNATIVEWORKS
BRIDGEWAY
CAA TURNING POINT
CARE FOR CHANGE INC.
CITIZEN POTOWATOMI NATION
COMMUNITY ALCOHOLISM SERVICES
COMMUNITY CHILDREN'S SHELTER
COMMUNITY DEVELOPMENT SUPPORT ASSOCIATION
COPE, INC.
COUNSELING CENTER OF S.E. OKLAHOMA
DRUG RECOVERY, INC.
EAGLE RIDGE INSTITUTE
EDMOND FAMILY SERVICES, INC.
GATEWAY TO PREVENTION/RECOVERY
GREAT PLAINS YOUTH & FAMILY SERVICES, INC.
HOMINY HEALTH SRVCS CTR INC.
HOUSE OF HOPE INC
HUMAN SKILLS & RESOURCES
INDIAN HEALTH CARE RESRCE CTR
KIAMICHI COUNCIL ON ALCOHOLISM
LATINO COMMUNITY DEV. AGENCY
LEFLORE CO. YOUTH/FAMILY SERVICES, INC.
LIFE IMPROVEMENT CENTER
LOGAN COUNTY YOUTH & FAMILY SERVICES, INC.
MARIE DETTY YOUTH SVC CTR
METRO TULSA SUBSTANCE ABUSE SERVICE
MONARCH, INC.
MOORE ALC/DRUG CTR
MUSKOGEE COUNTY COUNCIL OF YOUTH SERVICES
N.E. OK COUNCIL ON ALCOHOLISM
NATIVE AMERICAN CENTER OF RECOVERY
NEW DIRECTIONS

AGENCY TYPE**AGENCY NAME**

NEW HOPE OF MANGUM
NORMAN AL/DRUG TREATMENT CTR
NORMAN ALCOHOL INFORMATION CTR
NW SUBSTANCE TREATMENT CNTR
OPPORTUNITIES, INC., CDTC
PAYNE CO COUNSELING SVC, INC.
PAYNE COUNTY DRUG COURT, INC.
RIVERSIDE COUNSELING
ROADBACK, INC.
ROGERS COUNTY DRUG ABUSE
S.W. YOUTH & FAMILY SERVICES
SECOND CHANCE CDU
STARTING POINT II, INC.
STREET SCHOOL INC
THE BROWN SCHOOLS OF OKLAHOMA, INC
THE LASTSTOP
THE NEXT STEP NETWORK, INC.
THE OAKS REHAB. SERVICES CTR
THE REFERRAL CENTER
TOTAL LIFE COUNSELING
TRI-CITY YOUTH & FAMILY CENTER
TRI-CITY SUBSTANCE ABUSE CTR
TURNING POINT
TWELVE & TWELVE, INC
VINITA AL/DG TREATMENT CTR

ODMHSAS

Refers to the Oklahoma Department of Mental Health and Substance Abuse Services.

Other Indicators

There are several groups of clients that are of special interest because they have special treatment needs, state or federal requirements regarding their placement or the services they receive, or because they are part of a priority population. The definitions of these groups and criteria for their selection are provided below:

- **Custody of DHS**

The client, 18 years of age or younger, is in the custody of the Department of Human Services.

- **Custody of DOC**

The client is in the custody of the Department of Corrections. Clients under house arrest, electronic monitoring, or in prison are all considered to be in the custody of DOC. Clients on probation or parole are not.

- **Custody of OJA**

The client, 18 years of age or younger, is in the custody of the Office of Juvenile Affairs.

- **Deaf and Hearing Impaired**

Clients who are deaf, hard of hearing, or indicated the need for an interpreter for the deaf were grouped to form the Deaf and Hearing Impaired category.

- **Homeless**

A homeless person under ICIS criteria is a person who: (a) lacks a fixed, regular and adequate night time residence AND (b) has a primary night time residence that is a supervised publicly or privately operated shelter designed to provide temporary living accommodations including welfare hotels, congregate shelters, halfway houses, and transitional housing for the mentally ill; or an institution that provides a temporary residence for individuals intended to be institutionalized; or a public or private place not designed for, or ordinarily used as, a regular sleeping accommodation for human beings, not limited to people living on the streets. Individuals are considered homeless if they have lost their permanent residence, and are temporarily living in a shelter to avoid being on the street. Prisoners being released or in the custody of a correctional facility are not considered homeless at the time of admission for treatment. The definition also excludes persons in a hospital, residential care facility, commercial hotel/motel, supervised apartment, or living with parent/other relative (even if only temporarily). The definition does include domestic violence and sexual assault shelters, as the persons have fled a residence that is not adequate (i.e., not safe).

- **Legal Status**

Legal Status has three categories; Voluntary, Civil Involuntary, and Criminal Involuntary. The categories of legal status (with ICIS codes) are as follows:

Voluntary. These clients enter treatment voluntarily and are coded Voluntary Admission (01), Court Voluntary (02), Informal Admission (16), or Other (18).

Civil Involuntary. These clients are required by the court system to receive services, even though they may be reluctant. They are coded Court Commitment (03), Order of Detention (06), Juvenile Court Order (07), Transfer – Other Legal Entity (08), Court Ordered Juveniles in Need of Treatment, DHS given custody (10), Court Ordered Juveniles in Need of Treatment Parental Custody Retained (11), Emergency Detention (12), Continued Court Detention (13), 28-Day Court Commitment (14), or Protective Custody (17).

Criminal Involuntary. These clients are required to receive services because they have been accused of or have committed a crime. Codes include the following; Incompetent to Stand Trial (04), Not Guilty by Reason of Insanity (05), Court Order for Observation and Evaluation (09), Court Referred DUI Clients (15), Criminal Hold (20), or Court Commit with Hold (21).

- **Adults with Serious Mental Illness (SMI)**

SMI denotes clients who have been identified **at any time** as having a serious mental illness using the formal ODMHSAS definition. According to this definition, an Adult with a Serious Mental Illness must be an individual 18 years of age or older.

- **Children with a Serious Emotional Disturbance (SED)**

SED refers to children who meet departmental criteria for having a Serious Emotional Disturbance.

- **Any Alcohol/Drug Problem**

A substance abuse client is one who has one or more DSM-IV Axis I primary, secondary or tertiary diagnoses from categories 1.a. or 1.b. (in the Dual Diagnosis definition below) or one or more ICIS Substance Abuse Related Problems (710-731, 741-743). Clients identified only as co-dependents are not identified as substance abusers.

- **Dual Diagnosis Client**

A dual diagnosis client is one who meets the criteria for having a substance abuse diagnosis from categories 1.a. or 1.b. below and meets the criteria for a mental illness based on one or more DSM-IV Axis II primary, secondary, or tertiary diagnoses from categories 2.a. through 2.e. below.

1.a. Psychoactive Substance Induced Organic Disorders: 291.0-291.8, 292.0-292.83, 292.89-282.99

- b. Psychoactive Substance Use Disorders: 303.0-305.99.
- 2.a. Schizophrenia: 295.10, 295.20, 295.30, 295.40, 295.60, 295.70, 295.90
- b. Delusional (Paranoid) Disorder: 297.1
- c. Other Psychotic Disorders: 295.40, 295.70, 297.3, 298.8, 298.9, 297.1, 297.3
- d. Mood Disorders: 296.20-296.7
- e. Borderline Personality Disorder: 301.83

▪ **Indigent**

A person whose applicable income falls at or below 200% of the Federal Poverty Level is considered indigent. To determine whether the client was indigent, the household gross annual income must have been reported. The ODMHSAS eligibility criteria for indigence are based on the weighted average poverty thresholds provided annually by the U. S. Department of Commerce. The following table presents the threshold levels for FY02.

**Oklahoma Department of Mental Health and Substance Abuse Services
Eligibility Criteria
Indigence Threshold
(200% of Federal Poverty Guideline)**

Number of Persons in Household	Household Gross Annual Income
1	\$17,180
2	\$23,220
3	\$29,260
4	\$35,300
5	\$41,340
6	\$47,380
7	\$53,420
8	\$59,460
9 or more	Add \$ 6,040 to \$59,460 for each additional person

Presenting Problem/Diagnosis

Categories for this variable are based on the DSM-IV primary diagnosis or primary presenting problem. If the admitting agency has clinicians qualified to make a diagnosis, the diagnosis is used, otherwise, a presenting problem is used to define a client's category.

Categories	Codes
Developmental Disorders	
DSM-IV Codes:	302.5-302.69, 302.85, 307-307.39, 307.5-307.99, 309.21, 312-312.29, 312.9-313.21, 313.81-313.89, 314-314.99, 315-319.99, 299-299.99
Presenting Problems:	210, 240
Non Alcohol/Drug Related Organic	
DSM-IV Codes:	290-290.99, 293-293.83, 294-294.80, 310-310.10
Alcohol Abuse	
DSM-IV Codes:	291-291.99, 293.9, 303-303.99, 305-305.02
Presenting Problems:	741, 710, 711
Other Substance Abuse	
DSM-IV Codes:	305.1-305.99, 292-292.99, 304-304.99
Presenting Problems:	742, 743, 744, 720-731
Schizophrenia	
DSM-IV Codes:	295 (excluding 295.4, 295.7)
Other Psychotic	
DSM-IV Codes:	297-298.9, 295.40, 294.9, 295.70
Presenting Problems:	510-530, 650
Mood Disorders	
DSM-IV Codes:	296-296.99 301.13, 300.4-300.49, 293.89, 311-311.99
Presenting Problems:	500-503

Categories	Codes
Other Non-Psychotic	
DSM-IV Codes:	300-300.39, 300.6-300.99, 302-302.49, 302.7-302.84, 302.89-302.99, 307-4-307.49, 307.8, 312.8, 308.3-309.19, 309.23-309.99, 312.3, 316-316.99, 780.50
Personality Disorders	
DSM-IV Codes:	301-301.9
Social Conditions	
DSM-IV Codes:	V40.00-V40.60, V61-V71.02, 955.5-995.81
Presenting Problems:	740, 450, 620-632, 311-420
Deferred/No Diagnosis	
DSM-IV Codes:	799.9-799.90, V71.09
Presenting Problems:	110, 130

Race

Clients who selected more than one category from the choices below, indicating their race, are grouped in the Two or More Races category. The Unknown category was utilized to group Clients who made no selection from the choices below indicating their race.

The following groupings are used for reporting race:

- White
- Black
- Native American
- Hispanic
- Asian
- Two or More Races
- Unknown

Units of Service: Day and Hourly

The time provider agency staff spend delivering services to or for service recipients is reported in days, parts of days or minutes (summed to hours). Following is a list of codes and descriptions for services funded by DMHSAS in FY02.

Services	Category	Code	Description
Day	Crisis Stabilization	002E	Crisis Stabilization
	Detoxification	002B	Detoxification
		001B	Medical Detoxification
		002C	Non-medical Detoxification (social)
		002K	Non-medical Detoxification
	Housing	003M	Dependent Children Of Substance Abuse in Halfway House
		003N	Dependent Children Of Substance Abuse In Residential Treatment
		003G	Domestic Violence Residential Shelter For Primary Victims
		003H	Domestic Violence Residential Shelter For Dependents
		003P	Enhanced Residential Care
		004E	Family Self Sufficiency Program
		003B	Halfway House
		003A	Halfway House Services for Pregnant and Postpartum Women
		003S	Halfway House Services for Women with Dependent Children
		003T	Halfway House Service for Dually Diagnosed
		003Y	Halfway House Services for Adolescents
		003C	Independent Living Training Program
		003V	Permanent Congregate Housing with Onsite Support
		003Z	Permanent Congregate House
		003K	Residential Care
		003Q	Safe Haven
		003I	Short-term Emergency Shelter
		003F	Sponsored Family Program
		003J	Sponsored Housing Program
		003E	Supervised Housing
	003R	Transitional Living	
	Inpatient	001D	Acute Inpatient
		001C	Acute Medical Care
		001A	Intermediate Inpatient
	Residential Treatment	002Q	Enhanced Residential Treatment - Mental Health
		002N	Intensive Residential Substance Abuse Treatment
		002R	Intensive Residential Treatment
		002P	Intensive Residential Treatment - Mental Health
		002A	Residential Treatment (Substance Abuse & Mental Health)

Services	Category	Code	Description
		002G	Residential Treatment for Adolescents
		002H	Residential Treatment for Women with Dependent Children
		002J	Residential Treatment Dually Diagnosed
		002S	Residential Treatment
		002M	Services to Dependent Children of Substance Abuse Clients in Residential Treatment
Hourly			
	Evaluation/Assessment		
		106	Clinical Testing
		100	Competency Evaluation
		102	Court Related Evaluation
		309	Drug Screening
		104	DUI Assessment
		110	Evaluation and Assessment
		101	Evaluation/assessment
		107	Group Assessment
		138	Institution Based SA Screening
		105	Referral
		300	Treatment Plan Review
		400	Treatment Planning
	Counseling		
		590	Divorce Visitation Arbitration Services
		132	Family/marital
		137	Family/Marital Counseling (Mental Health Professional)
		131	Group Counseling
		136	Group Counseling (Mental Health Professional)
		135	Individual Counseling (Mental Health Professional)
		130	Individual Counseling
		241	Peer Counseling
		249	Staff Time Providing Support Group Service (Project Heartland)
	Crisis Intervention		
		133	Crisis Intervention Counseling
		134	Crisis Intervention Telephone
		120	Emergency/Crisis (face/face)
		121	Emergency/Crisis (telephone)
		123	Mobile Crisis Service
	Case Management		
		212	Case Management
		225	Case Management
		226	Case Management
		852	Case Management & Home-based Travel
		204	Client Advocacy
		207	Home-based Services
		213	Intensive Case Management

Services	Category	Code	Description
	Physician/Lab Services	301	Laboratory
		305	Medical Review
		308	Medication Delivery
		304	Pharmacological Management
	Other Day Services	004C	Day School/6 Hours
		434	Intensive Outpatient Services- Group
		433	Intensive Outpatient Services- Individual
	Other Outpatient Services	214	Assertive Community Treatment
		500	Consultation
		109	Court Related Services
		210	Disaster Support Service
		501	Education
		190	Gate-keeping
		191	Gate-keeping Extension
		565	Institution-based Substance Abuse Treatment
		571	PACT Client Support
		252	PACT Timeline Development
		506	Sexual Assault Nurse Examiner (SANE) Training
		504	System Support
		503	Training
		505	Treatment Team Meeting
	Outreach	551	Community Outreach
		553	Community Outreach to Children
		552	Intensive Outreach to Children
		550	Outreach
		561	Prevention Type Activities
		560	Substance Abuse Early Intervention
	Rehabilitation	203	Client Education
		242	Consumer Drop-in Center
		430	Day Treatment Hourly
		217	Group Rehabilitative Treatment
		216	Individual Rehab Treatment
		431	Psycho-social Hourly
		205	Resource Skills Development
		251	Resource Skills Development by Peers
		224	Substance Abuse Dx\Prob-Related Education (Family)
		219	Substance Abuse Dx\Prob-Related Education (Group)
		218	Substance Abuse Dx\Prob-Related Education (Individual)
		211	Substance Abuse Dx\Prob-Related Education
		202	Socialization

Services	Category	Code	Description
	Vocational	243	Employment Training
		570	Job Retention Support
		245	Pre-vocational
		244	Vocational Training

Various Categories:

In response to many special report requests in past years, the special reports table was generated to address the majority of those requests.

Description of Sections and Tables

The Data Book consists of two sections. The first section displays Counts of Admitted Clients Served by Funding Source for Sex, Age, Race, Presenting Problem/Diagnosis, County of Residence, and Other Indicators. The second section presents Counts of Day and Hourly Units of Service by Funding Source for Admitted Clients and Contacts. Each section contains six tables presenting data for 1) Statewide Total, 2) Agency, 3) Agency Type, 4) Count of Residence, 5) Planning Area, and 6) Various Categories.

Section One: Admitted Clients Served by Funding Source

Admitted Clients Served are clients who have an admission transaction in the ICIS before or during the report year and had received a service during the report year. For this section, they are counted only once in the total for each level of aggregation or category in which they appear. This is called an unduplicated count. For example, a client may receive services at one hospital and then receive services at another hospital in the same year. This client would be counted twice (once at each hospital) in the agency report, but only once in the agency type and statewide tables. Because information such as age and sex should remain constant (except for data entry errors), counts for categories of these variables will sum to the total clients served on each table. Variables that might change from admission at one facility to admission at another or over time, (e.g., legal status, diagnosis, and target population) can be counted in more than one category and should not be summed.

This section shows only clients who were admitted for services and excludes contacts. It enumerates admitted clients, but further limits the counts to specific subgroups of the client population. Each individual counted has received a service at some time during the year regardless of the year he/she was admitted. Clients are grouped by frequently referenced demographics: Sex, Age, Race, Presenting Problem/Diagnosis, County of Residence, and Other Indicators. A client may be in more than one of these groups, or a client's group may change during the year. As a result, the sum of target populations exceeds the total number served. However, for any given population, the age, race, and sex, which do not change (age is calculated as of a single point in time), are unduplicated counts and should equal the total.

Section Two: Units of Service by Funding Source

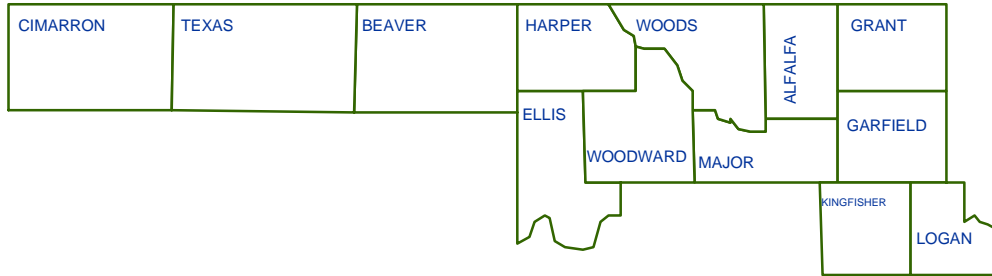
This section helps to quantify the Department's impact on the community by reporting the total number of individuals identified as receiving a service during the fiscal year. It also presents Summaries for all types of services funded through the ODMHSAS.

Individuals are counted as contacts when they call or visit an agency, but are not admitted. In general, a person can be reported as a contact twice at the same agency within a twelve-month period, but services are not given a third time without an admission. A client can also seek services at another agency and be counted as a contact there. In the Data Book report, an agency's contact counts exclude individuals who are subsequently admitted there. Additionally, two types of contacts are excluded from counts: Emergency Contacts and Group Contacts. In these cases, individuals are not identified and their addition would likely produce duplicated counts. However, the services to those individuals are reported.

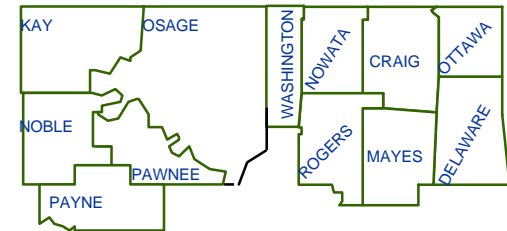
OKLAHOMA DEPARTMENT OF MENTAL HEALTH
AND SUBSTANCE ABUSE SERVICES

Planning Areas

Northwest



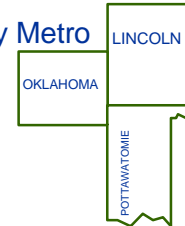
Northeast



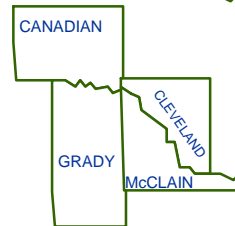
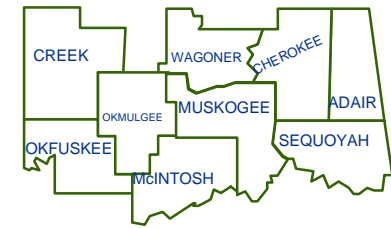
Tulsa Metro



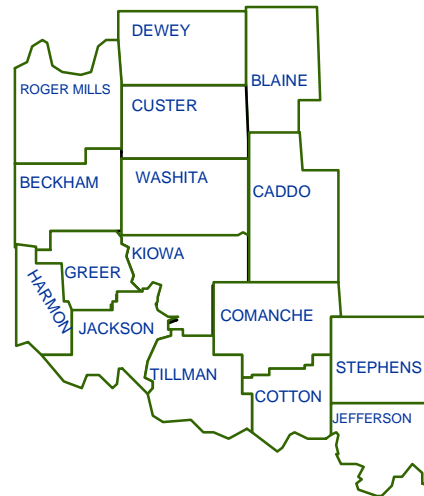
Oklahoma City Metro



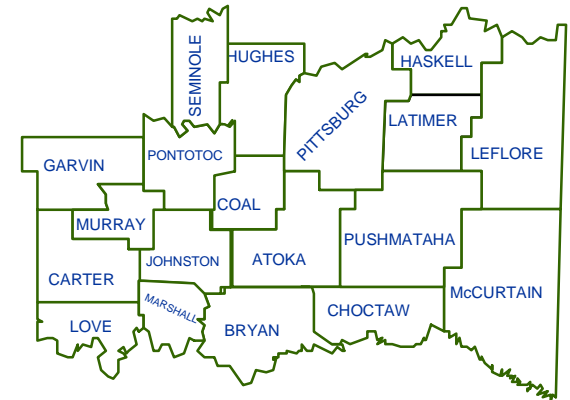
East Central



Central



Southwest



Southeast