

data

BOOK FOR FISCAL YEAR 1993

Admitted Clients Served
By Funding Source

Table 2. Counts of Admitted
Clients Served for each
Agency

Oklahoma Department of Mental Health and Substance Abuse Services
Evaluation and Data Analysis Section
P. O. Box 53277 • Oklahoma City, OK 73152 • 405 522 3813

DATA BOOK FOR FISCAL YEAR 1993

Published by

Oklahoma Department of Mental Health and Substance Abuse
Services

Prepared by

Ali Akour, Ph.D.

Data Analyst, Evaluation and Data Analysis Section
Decision Support Services

2002

Terry Cline, Ph.D., Commissioner
Steve Davis, Ph.D., Director of Decision Support Services
Mark Reynolds, Ed. D., Evaluation & Data Analysis Data Projects Manager

Public Domain Notice

The Data Book for Fiscal Year 1993 is in the public domain and may be reproduced or copied without permission from the Oklahoma Department of Mental Health and Substance Abuse Services. However, this publication may not be reproduced or distributed for a fee without the specific, written authorization of Oklahoma Department of Mental Health and Substance Abuse Services. Citation of the source is appreciated.

Electronic Access to Publication

This publication is available on the World Wide Web at:
<http://www.odmhsas.org/specialreports.htm>

How to Contact Us

**Oklahoma Department of Mental Health and Substance Abuse Services
Evaluation and Data Analysis Section**

P.O. Box 53277

Oklahoma City, OK 73152-3277

(405) 522-3813

Contents

Introduction

Admitted Clients Served by Funding Source

- Table 1. Counts of Admitted Clients Served for **Statewide Total**
- Table 2. Counts of Admitted Clients Served for each **Agency**
- Table 3. Counts of Admitted Clients Served for each **Agency Type**
- Table 4. Counts of Admitted Clients Served for each **County of Residence**
- Table 5. Counts of Admitted Clients Served for each **Planning Area**
- Table 6. Counts of Admitted Clients Served for **Various Categories**

Appendix

Definitions of Terms and Categorization Variables

Description of the Data Book

Map of Planning Areas

DATA BOOK FOR FISCAL YEAR 1993

Introduction

Prior to Fiscal Year 1999, any client seen at an Oklahoma Department of Mental Health and Substance Abuse Services (ODMHSAS) contracted facility was reported, regardless of who paid for the service. Starting with Fiscal Year 1999, only clients funded in full or in part by ODMHSAS were reported. Therefore, previous years' reported client counts will be larger than in following years.

During the Fiscal Year 1993, the State of Oklahoma expenditures on community mental health services, inpatient facilities, substance abuse services, domestic violence/sexual assault services, and departmental management amounted to approximately \$152 million dollars. An unduplicated total of approximately 77,037 recipients were served system-wide in FY 1993. The unduplicated total of 77,037 recipients consists of 58,933 recipients that were admitted and served and 18,104 recipients that were contacts. This Data Book report is generated to provide basic information about these recipients for policy makers, interest groups, and others working to improve the quality of life for those in need.

The Data Book report is produced by the Evaluation and Data Analysis Section of the Decision Support Services Division at the ODMHSAS. The report summarizes demographic information for clients served in agencies operated by or funded through ODMHSAS. To create the Data Book report, data are extracted from the ODMHSAS Integrated Client Information System (ICIS). ICIS contains demographic and service information about service recipients and agencies.

This Data Book report focuses on Admitted Clients Served by Funding Source. To meet the specific needs of a variety of entities, the information is divided into tables and each table presents a different view of the data. Definitions of terms and a map of planning areas are also provided.

Oklahoma Department of Mental Health and Substance Abuse Services

Counts of Admitted Clients Served by Funding Source for Each Agency During FY1993

ACMI HOUSE INC

		Funding Source						
		Total	Mental Health	Substance Abuse	Domestic Violence	Residential Care	Medicaid	Other
Total	Unduplicated Count	364	0	0	364	0	0	0
Sex	Female	236	0	0	236	0	0	0
	Male	128	0	0	128	0	0	0
Age	0-04	64	0	0	64	0	0	0
	05-17	93	0	0	93	0	0	0
	18-20	13	0	0	13	0	0	0
	21-24	54	0	0	54	0	0	0
	25-34	82	0	0	82	0	0	0
	35-44	41	0	0	41	0	0	0
	45-54	15	0	0	15	0	0	0
	55-64	1	0	0	1	0	0	0
	85+	1	0	0	1	0	0	0
Race	White	251	0	0	251	0	0	0
	Black	38	0	0	38	0	0	0
	Native American	7	0	0	7	0	0	0
	Hispanic	65	0	0	65	0	0	0
	Asian	3	0	0	3	0	0	0
Presenting Problem/Diagnosis	Social Conditions	363	0	0	363	0	0	0
	Deferred/No Diagnosis	1	0	0	1	0	0	0
County of Residence	Canadian	2	0	0	2	0	0	0
	Comanche	8	0	0	8	0	0	0
	Cotton	1	0	0	1	0	0	0
	Greer	9	0	0	9	0	0	0
	Harmon	21	0	0	21	0	0	0
	Jackson	277	0	0	277	0	0	0
	Kiowa	11	0	0	11	0	0	0
	Pottawatomie	3	0	0	3	0	0	0
	Stephens	7	0	0	7	0	0	0
	Tillman	15	0	0	15	0	0	0
	Woodward	3	0	0	3	0	0	0
	Out of State/Unknown	7	0	0	7	0	0	0
Other Indicators	Deaf and Hearing Impaired	1	0	0	1	0	0	0
	Homeless	51	0	0	51	0	0	0
	SED (6-17)	2	0	0	2	0	0	0
	SMI (If ever)	12	0	0	12	0	0	0

Notes: The same client may be counted in more than one category, e.g., clients can receive services under more than one contract source, in more than one "County of Residence," or may have multiple "Other Indicators." Please see Definition page for other considerations.

Oklahoma Department of Mental Health and Substance Abuse Services

Counts of Admitted Clients Served by Funding Source for Each Agency During FY1993

ACTION ASSOCIATES, INC.

	Total	Funding Source					
		Mental Health	Substance Abuse	Domestic Violence	Residential Care	Medicaid	Other
Total							
Unduplicated Count	167	0	0	167	0	0	0
Sex							
Female	119	0	0	119	0	0	0
Male	48	0	0	48	0	0	0
Age							
0-04	38	0	0	38	0	0	0
05-17	37	0	0	37	0	0	0
18-20	14	0	0	14	0	0	0
21-24	16	0	0	16	0	0	0
25-34	33	0	0	33	0	0	0
35-44	14	0	0	14	0	0	0
45-54	11	0	0	11	0	0	0
55-64	3	0	0	3	0	0	0
85+	1	0	0	1	0	0	0
Race							
White	105	0	0	105	0	0	0
Black	19	0	0	19	0	0	0
Native American	26	0	0	26	0	0	0
Hispanic	17	0	0	17	0	0	0
Presenting Problem/Diagnosis							
	1	0	0	1	0	0	0
Social Conditions	166	0	0	166	0	0	0
County of Residence							
Beckham	18	0	0	18	0	0	0
Blaine	5	0	0	5	0	0	0
Canadian	6	0	0	6	0	0	0
Carter	4	0	0	4	0	0	0
Custer	98	0	0	98	0	0	0
Jackson	1	0	0	1	0	0	0
Kiowa	11	0	0	11	0	0	0
Oklahoma	3	0	0	3	0	0	0
Washington	1	0	0	1	0	0	0
Washita	16	0	0	16	0	0	0
Out of State/Unknown	4	0	0	4	0	0	0
Other Indicators							
Homeless	91	0	0	91	0	0	0
SMI (If ever)	17	0	0	17	0	0	0

Notes: The same client may be counted in more than one category, e.g., clients can receive services under more than one contract source, in more than one "County of Residence," or may have multiple "Other Indicators." Please see Definition page for other considerations.

Oklahoma Department of Mental Health and Substance Abuse Services

Counts of Admitted Clients Served by Funding Source for Each Agency During FY1993

ADA AREA CHEMICAL DEPENDENCY CENTER, INC.

	Total	Funding Source					Other
		Mental Health	Substance Abuse	Domestic Violence	Residential Care	Medicaid	
Total							
Unduplicated Count	160	0	160	0	0	0	0
Sex							
Female	69	0	69	0	0	0	0
Male	91	0	91	0	0	0	0
Age							
05-17	9	0	9	0	0	0	0
18-20	17	0	17	0	0	0	0
21-24	18	0	18	0	0	0	0
25-34	51	0	51	0	0	0	0
35-44	43	0	43	0	0	0	0
45-54	15	0	15	0	0	0	0
55-64	7	0	7	0	0	0	0
Race							
White	136	0	136	0	0	0	0
Black	4	0	4	0	0	0	0
Native American	18	0	18	0	0	0	0
Hispanic	2	0	2	0	0	0	0
Presenting Problem/Diagnosis							
	114	0	114	0	0	0	0
Social Conditions	44	0	44	0	0	0	0
Deferred/No Diagnosis	2	0	2	0	0	0	0
County of Residence							
Coal	6	0	6	0	0	0	0
Garfield	1	0	1	0	0	0	0
Garvin	3	0	3	0	0	0	0
Johnston	2	0	2	0	0	0	0
Pontotoc	140	0	140	0	0	0	0
Pottawatomie	1	0	1	0	0	0	0
Seminole	7	0	7	0	0	0	0
Other Indicators							
Homeless	7	0	7	0	0	0	0
SMI (If ever)	14	0	14	0	0	0	0

Notes: The same client may be counted in more than one category, e.g., clients can receive services under more than one contract source, in more than one "County of Residence," or may have multiple "Other Indicators." Please see Definition page for other considerations.

Oklahoma Department of Mental Health and Substance Abuse Services

Counts of Admitted Clients Served by Funding Source for Each Agency During FY1993

ALPHA II, INC.

	Total	Funding Source					
		Mental Health	Substance Abuse	Domestic Violence	Residential Care	Medicaid	Other
Total							
Unduplicated Count	259	0	259	0	0	0	0
Sex							
Female	2	0	2	0	0	0	0
Male	257	0	257	0	0	0	0
Age							
18-20	5	0	5	0	0	0	0
21-24	32	0	32	0	0	0	0
25-34	114	0	114	0	0	0	0
35-44	75	0	75	0	0	0	0
45-54	23	0	23	0	0	0	0
55-64	9	0	9	0	0	0	0
65-74	1	0	1	0	0	0	0
Race							
White	167	0	167	0	0	0	0
Black	45	0	45	0	0	0	0
Native American	42	0	42	0	0	0	0
Hispanic	4	0	4	0	0	0	0
Asian	1	0	1	0	0	0	0
Presenting Problem/Diagnosis							
	257	0	257	0	0	0	0
Deferred/No Diagnosis	41	0	41	0	0	0	0
County of Residence							
Adair	1	0	1	0	0	0	0
Alfalfa	1	0	1	0	0	0	0
Blaine	1	0	1	0	0	0	0
Canadian	5	0	5	0	0	0	0
Carter	1	0	1	0	0	0	0
Cherokee	3	0	3	0	0	0	0
Choctaw	1	0	1	0	0	0	0
Cleveland	2	0	2	0	0	0	0
Comanche	1	0	1	0	0	0	0
Craig	1	0	1	0	0	0	0
Creek	2	0	2	0	0	0	0
Custer	1	0	1	0	0	0	0
Dewey	1	0	1	0	0	0	0
Garfield	34	0	34	0	0	0	0
Grady	1	0	1	0	0	0	0
Hughes	1	0	1	0	0	0	0
Johnston	1	0	1	0	0	0	0
Kay	38	0	38	0	0	0	0
Kingfisher	3	0	3	0	0	0	0
Lincoln	1	0	1	0	0	0	0
Logan	6	0	6	0	0	0	0
Major	1	0	1	0	0	0	0
Marshall	1	0	1	0	0	0	0
McCurtain	4	0	4	0	0	0	0
McIntosh	1	0	1	0	0	0	0
Muskogee	1	0	1	0	0	0	0
Noble	4	0	4	0	0	0	0

Notes: The same client may be counted in more than one category, e.g., clients can receive services under more than one contract source, in more than one "County of Residence," or may have multiple "Other Indicators." Please see Definition page for other considerations.

Oklahoma Department of Mental Health and Substance Abuse Services

Counts of Admitted Clients Served by Funding Source for Each Agency During FY1993

ALPHA II, INC.

	Funding Source					
	Total	Mental Health	Substance Abuse	Domestic Violence	Residential Care	Medicaid Other
Nowata	1	0	1	0	0	0
Oklahoma	29	0	29	0	0	0
Okmulgee	6	0	6	0	0	0
Osage	11	0	11	0	0	0
Ottawa	2	0	2	0	0	0
Pawnee	3	0	3	0	0	0
Payne	8	0	8	0	0	0
Pittsburgh	3	0	3	0	0	0
Pontotoc	1	0	1	0	0	0
Pottawatomie	7	0	7	0	0	0
Pushmataha	1	0	1	0	0	0
Rogers	2	0	2	0	0	0
Seminole	3	0	3	0	0	0
Stephens	4	0	4	0	0	0
Tulsa	45	0	45	0	0	0
Wagoner	2	0	2	0	0	0
Washington	8	0	8	0	0	0
Woods	1	0	1	0	0	0
Out of State/Unknown	4	0	4	0	0	0
Other Indicators						
Deaf and Hearing Impaired	5	0	5	0	0	0
Homeless	21	0	21	0	0	0
SMI (If ever)	43	0	43	0	0	0

Notes: The same client may be counted in more than one category, e.g., clients can receive services under more than one contract source, in more than one "County of Residence," or may have multiple "Other Indicators." Please see Definition page for other considerations.

Oklahoma Department of Mental Health and Substance Abuse Services
Counts of Admitted Clients Served by Funding Source for Each Agency During FY1993
ASSOCIATED CENTERS FOR THERAPY, INC.

	Total	Funding Source					
		Mental Health	Substance Abuse	Domestic Violence	Residential Care	Medicaid	Other
Total							
Unduplicated Count	701	701	0	0	0	0	0
Sex							
Female	449	449	0	0	0	0	0
Male	252	252	0	0	0	0	0
Age							
05-17	15	15	0	0	0	0	0
18-20	20	20	0	0	0	0	0
21-24	61	61	0	0	0	0	0
25-34	237	237	0	0	0	0	0
35-44	183	183	0	0	0	0	0
45-54	97	97	0	0	0	0	0
55-64	56	56	0	0	0	0	0
65-74	24	24	0	0	0	0	0
75-84	7	7	0	0	0	0	0
85+	1	1	0	0	0	0	0
Race							
White	593	593	0	0	0	0	0
Black	53	53	0	0	0	0	0
Native American	33	33	0	0	0	0	0
Hispanic	15	15	0	0	0	0	0
Asian	7	7	0	0	0	0	0
Presenting Problem/Diagnosis							
	651	651	0	0	0	0	0
Social Conditions	15	15	0	0	0	0	0
Deferred/No Diagnosis	35	35	0	0	0	0	0
County of Residence							
Noble	1	1	0	0	0	0	0
Osage	1	1	0	0	0	0	0
Tulsa	692	692	0	0	0	0	0
Wagoner	3	3	0	0	0	0	0
Washita	1	1	0	0	0	0	0
Out of State/Unknown	3	3	0	0	0	0	0
Other Indicators							
Deaf and Hearing Impaired	1	1	0	0	0	0	0
Dual Diagnosis	91	91	0	0	0	0	0
Homeless	44	44	0	0	0	0	0
SED (6-17)	4	4	0	0	0	0	0
SMI (If ever)	439	439	0	0	0	0	0

Notes: The same client may be counted in more than one category, e.g., clients can receive services under more than one contract source, in more than one "County of Residence," or may have multiple "Other Indicators." Please see Definition page for other considerations.

Oklahoma Department of Mental Health and Substance Abuse Services
Counts of Admitted Clients Served by Funding Source for Each Agency During FY1993
AUTUMN YEARS RESIDENT RANCH

		Funding Source						
		Total	Mental Health	Substance Abuse	Domestic Violence	Residential Care	Medicaid	Other
Total	Unduplicated Count	17	0	0	0	17	0	0
Sex	Female	15	0	0	0	15	0	0
	Male	2	0	0	0	2	0	0
Age	25-34	2	0	0	0	2	0	0
	35-44	2	0	0	0	2	0	0
	45-54	8	0	0	0	8	0	0
	55-64	3	0	0	0	3	0	0
	65-74	2	0	0	0	2	0	0
Race	White	11	0	0	0	11	0	0
	Black	1	0	0	0	1	0	0
	Native American	5	0	0	0	5	0	0
Presenting Problem/Diagnosis		6	0	0	0	6	0	0
	Social Conditions	11	0	0	0	11	0	0
County of Residence	Pontotoc	17	0	0	0	17	0	0
Other Indicators	SMI (If ever)	16	0	0	0	16	0	0

Notes: The same client may be counted in more than one category, e.g., clients can receive services under more than one contract source, in more than one "County of Residence," or may have multiple "Other Indicators." Please see Definition page for other considerations.

Oklahoma Department of Mental Health and Substance Abuse Services

Counts of Admitted Clients Served by Funding Source for Each Agency During FY1993

BILL WILLIS MENTAL HEALTH

	Total	Funding Source					
		Mental Health	Substance Abuse	Domestic Violence	Residential Care	Medicaid	Other
Total							
Unduplicated Count	1,676	1,580	230	0	0	0	6
Sex							
Female	802	802	5	0	0	0	0
Male	874	778	225	0	0	0	6
Age							
0-04	3	3	0	0	0	0	0
05-17	140	140	0	0	0	0	0
18-20	64	59	10	0	0	0	0
21-24	115	103	31	0	0	0	0
25-34	445	403	94	0	0	0	1
35-44	437	413	58	0	0	0	4
45-54	256	246	26	0	0	0	1
55-64	129	126	11	0	0	0	0
65-74	75	75	0	0	0	0	0
75-84	11	11	0	0	0	0	0
85+	1	1	0	0	0	0	0
Race							
White	1,233	1,193	113	0	0	0	3
Black	83	75	16	0	0	0	0
Native American	336	291	97	0	0	0	3
Hispanic	20	17	3	0	0	0	0
Asian	4	4	1	0	0	0	0
Presenting Problem/Diagnosis							
	1,624	1,532	219	0	0	0	6
Social Conditions	14	14	0	0	0	0	0
Deferred/No Diagnosis	38	34	11	0	0	0	0
County of Residence							
Adair	208	205	11	0	0	0	0
Bryan	1	1	0	0	0	0	0
Canadian	1	1	0	0	0	0	0
Cherokee	572	558	45	0	0	0	6
Cleveland	3	1	2	0	0	0	0
Craig	2	2	1	0	0	0	0
Creek	3	2	2	0	0	0	0
Delaware	21	12	19	0	0	0	0
Grady	1	0	1	0	0	0	0
Haskell	1	1	0	0	0	0	0
Hughes	1	1	1	0	0	0	0
Kay	1	0	1	0	0	0	0
LeFlore	2	1	2	0	0	0	0
Mayes	12	10	10	0	0	0	0
McClain	1	1	1	0	0	0	0
McIntosh	2	1	2	0	0	0	0
Murray	1	0	1	0	0	0	0
Muskogee	47	26	34	0	0	0	0
Nowata	1	0	1	0	0	0	0
Oklahoma	1	0	1	0	0	0	0
Okmulgee	1	1	1	0	0	0	0
Osage	1	0	1	0	0	0	0

Notes: The same client may be counted in more than one category, e.g., clients can receive services under more than one contract source, in more than one "County of Residence," or may have multiple "Other Indicators." Please see Definition page for other considerations.

Oklahoma Department of Mental Health and Substance Abuse Services

Counts of Admitted Clients Served by Funding Source for Each Agency During FY1993

BILL WILLIS MENTAL HEALTH

	Funding Source						
	Total	Mental Health	Substance Abuse	Domestic Violence	Residential Care	Medicaid	Other
Ottawa	4	2	3	0	0	0	0
Payne	2	2	1	0	0	0	0
Pittsburgh	1	0	1	0	0	0	0
Roger Mills	1	1	0	0	0	0	0
Rogers	9	6	7	0	0	0	0
Sequoyah	507	497	39	0	0	0	0
Tillman	2	2	1	0	0	0	0
Tulsa	27	13	26	0	0	0	0
Wagoner	230	226	13	0	0	0	0
Washington	4	2	2	0	0	0	0
Out of State/Unknown	5	5	0	0	0	0	0
Other Indicators							
Deaf and Hearing Impaired	85	51	73	0	0	0	1
Dual Diagnosis	302	247	129	0	0	0	0
Homeless	77	60	34	0	0	0	0
SED (6-17)	103	103	0	0	0	0	0
SMI (If ever)	1,184	1,167	60	0	0	0	1

Notes: The same client may be counted in more than one category, e.g., clients can receive services under more than one contract source, in more than one "County of Residence," or may have multiple "Other Indicators." Please see Definition page for other considerations.

Oklahoma Department of Mental Health and Substance Abuse Services
Counts of Admitted Clients Served by Funding Source for Each Agency During FY1993
BOLEY RESIDENTIAL CARE HOME

	Total	Funding Source					
		Mental Health	Substance Abuse	Domestic Violence	Residential Care	Medicaid	Other
Total							
Unduplicated Count	32	0	0	0	32	0	0
Sex							
Female	10	0	0	0	10	0	0
Male	22	0	0	0	22	0	0
Age							
21-24	1	0	0	0	1	0	0
25-34	7	0	0	0	7	0	0
35-44	12	0	0	0	12	0	0
45-54	5	0	0	0	5	0	0
55-64	3	0	0	0	3	0	0
65-74	1	0	0	0	1	0	0
75-84	2	0	0	0	2	0	0
85+	1	0	0	0	1	0	0
Race							
White	3	0	0	0	3	0	0
Black	28	0	0	0	28	0	0
Native American	1	0	0	0	1	0	0
Presenting Problem/Diagnosis							
	16	0	0	0	16	0	0
Social Conditions	16	0	0	0	16	0	0
County of Residence							
Comanche	4	0	0	0	4	0	0
Jackson	1	0	0	0	1	0	0
Okfuskee	24	0	0	0	24	0	0
Oklahoma	2	0	0	0	2	0	0
Okmulgee	1	0	0	0	1	0	0
Other Indicators							
Dual Diagnosis	2	0	0	0	2	0	0
Homeless	13	0	0	0	13	0	0
SMI (If ever)	31	0	0	0	31	0	0

Notes: The same client may be counted in more than one category, e.g., clients can receive services under more than one contract source, in more than one "County of Residence," or may have multiple "Other Indicators." Please see Definition page for other considerations.

Oklahoma Department of Mental Health and Substance Abuse Services

Counts of Admitted Clients Served by Funding Source for Each Agency During FY1993

BRIDGEWAY

	Total	Funding Source					Other
		Mental Health	Substance Abuse	Domestic Violence	Residential Care	Medicaid	
Total							
Unduplicated Count	131	0	124	0	0	0	45
Sex							
Male	131	0	124	0	0	0	45
Age							
05-17	1	0	1	0	0	0	0
18-20	10	0	9	0	0	0	1
21-24	18	0	18	0	0	0	3
25-34	46	0	46	0	0	0	16
35-44	36	0	33	0	0	0	17
45-54	13	0	10	0	0	0	7
55-64	5	0	5	0	0	0	1
65-74	2	0	2	0	0	0	0
Race							
White	86	0	81	0	0	0	27
Black	23	0	21	0	0	0	12
Native American	15	0	15	0	0	0	4
Hispanic	7	0	7	0	0	0	2
Presenting Problem/Diagnosis							
	128	0	121	0	0	0	7
Social Conditions	2	0	2	0	0	0	0
Deferred/No Diagnosis	38	0	1	0	0	0	38
County of Residence							
Alfalfa	1	0	1	0	0	0	1
Blaine	2	0	2	0	0	0	0
Canadian	1	0	1	0	0	0	0
Carter	3	0	3	0	0	0	0
Cleveland	4	0	4	0	0	0	2
Creek	1	0	1	0	0	0	0
Delaware	1	0	1	0	0	0	0
Garfield	21	0	14	0	0	0	16
Johnston	1	0	1	0	0	0	0
Kay	22	0	22	0	0	0	3
Lincoln	3	0	3	0	0	0	0
Logan	1	0	1	0	0	0	0
Love	1	0	1	0	0	0	0
Marshall	1	0	1	0	0	0	1
Mayes	2	0	2	0	0	0	1
McCurtain	1	0	1	0	0	0	0
Oklahoma	17	0	17	0	0	0	8
Okmulgee	1	0	1	0	0	0	0
Osage	3	0	3	0	0	0	0
Ottawa	2	0	2	0	0	0	0
Payne	6	0	6	0	0	0	2
Pittsburgh	1	0	1	0	0	0	0
Pottawatomie	4	0	4	0	0	0	2
Pushmataha	2	0	2	0	0	0	1
Rogers	1	0	1	0	0	0	1
Stephens	1	0	1	0	0	0	0
Tulsa	11	0	11	0	0	0	3

Notes: The same client may be counted in more than one category, e.g., clients can receive services under more than one contract source, in more than one "County of Residence," or may have multiple "Other Indicators." Please see Definition page for other considerations.

Oklahoma Department of Mental Health and Substance Abuse Services
Counts of Admitted Clients Served by Funding Source for Each Agency During FY1993
BRIDGEWAY

	Funding Source						
	Total	Mental Health	Substance Abuse	Domestic Violence	Residential Care	Medicaid	Other
Wagoner	1	0	1	0	0	0	0
Washington	3	0	3	0	0	0	0
Out of State/Unknown	12	0	12	0	0	0	4
Other Indicators							
Homeless	44	0	42	0	0	0	8
SMI (If ever)	27	0	27	0	0	0	5

Notes: The same client may be counted in more than one category, e.g., clients can receive services under more than one contract source, in more than one "County of Residence," or may have multiple "Other Indicators." Please see Definition page for other considerations.

Oklahoma Department of Mental Health and Substance Abuse Services

Counts of Admitted Clients Served by Funding Source for Each Agency During FY1993

CAA TURNING POINT

	Total	Funding Source					Other
		Mental Health	Substance Abuse	Domestic Violence	Residential Care	Medicaid	
Total							
Unduplicated Count	673	0	652	0	0	0	50
Sex							
Female	191	0	182	0	0	0	22
Male	482	0	470	0	0	0	28
Age							
05-17	28	0	28	0	0	0	1
18-20	30	0	28	0	0	0	5
21-24	94	0	91	0	0	0	4
25-34	267	0	257	0	0	0	23
35-44	173	0	169	0	0	0	10
45-54	52	0	51	0	0	0	4
55-64	23	0	22	0	0	0	2
65-74	5	0	5	0	0	0	1
75-84	1	0	1	0	0	0	0
Race							
White	330	0	322	0	0	0	20
Black	280	0	269	0	0	0	22
Native American	42	0	41	0	0	0	7
Hispanic	20	0	19	0	0	0	1
Asian	1	0	1	0	0	0	0
Presenting Problem/Diagnosis							
	642	0	624	0	0	0	18
Social Conditions	31	0	28	0	0	0	3
Deferred/No Diagnosis	229	0	208	0	0	0	29
County of Residence							
Canadian	3	0	3	0	0	0	0
Cleveland	8	0	8	0	0	0	0
Garvin	2	0	2	0	0	0	0
Lincoln	1	0	1	0	0	0	0
McClain	1	0	1	0	0	0	0
Oklahoma	655	0	634	0	0	0	50
Wagoner	3	0	3	0	0	0	0
Other Indicators							
Deaf and Hearing Impaired	4	0	4	0	0	0	0
Homeless	11	0	11	0	0	0	1
SMI (If ever)	68	0	63	0	0	0	8

Notes: The same client may be counted in more than one category, e.g., clients can receive services under more than one contract source, in more than one "County of Residence," or may have multiple "Other Indicators." Please see Definition page for other considerations.

Oklahoma Department of Mental Health and Substance Abuse Services

Counts of Admitted Clients Served by Funding Source for Each Agency During FY1993

CARL ALBERT CMHC

	Total	Funding Source					
		Mental Health	Substance Abuse	Domestic Violence	Residential Care	Medicaid	Other
Total							
Unduplicated Count	2,148	2,147	0	0	0	0	0
Sex							
Female	1,251	1,250	0	0	0	0	0
Male	897	897	0	0	0	0	0
Age							
0-04	8	8	0	0	0	0	0
05-17	90	90	0	0	0	0	0
18-20	44	44	0	0	0	0	0
21-24	100	99	0	0	0	0	0
25-34	459	459	0	0	0	0	0
35-44	536	536	0	0	0	0	0
45-54	426	426	0	0	0	0	0
55-64	278	278	0	0	0	0	0
65-74	151	151	0	0	0	0	0
75-84	48	48	0	0	0	0	0
85+	8	8	0	0	0	0	0
Race							
White	1,778	1,777	0	0	0	0	0
Black	144	144	0	0	0	0	0
Native American	191	191	0	0	0	0	0
Hispanic	30	30	0	0	0	0	0
Asian	5	5	0	0	0	0	0
Presenting Problem/Diagnosis							
	2,049	2,048	0	0	0	0	0
Social Conditions	51	51	0	0	0	0	0
Deferred/No Diagnosis	48	48	0	0	0	0	0
County of Residence							
Atoka	134	134	0	0	0	0	0
Bryan	2	2	0	0	0	0	0
Carter	2	2	0	0	0	0	0
Cherokee	2	2	0	0	0	0	0
Choctaw	162	162	0	0	0	0	0
Cleveland	2	2	0	0	0	0	0
Coal	40	40	0	0	0	0	0
Comanche	1	1	0	0	0	0	0
Haskell	144	143	0	0	0	0	0
Hughes	166	166	0	0	0	0	0
Johnston	3	3	0	0	0	0	0
Latimer	85	85	0	0	0	0	0
LeFlore	327	327	0	0	0	0	0
Lincoln	1	1	0	0	0	0	0
McCurtain	243	243	0	0	0	0	0
McIntosh	16	16	0	0	0	0	0
Muskogee	5	5	0	0	0	0	0
Okfuskee	4	4	0	0	0	0	0
Oklahoma	2	2	0	0	0	0	0
Osage	2	2	0	0	0	0	0
Pittsburgh	686	686	0	0	0	0	0
Pontotoc	5	5	0	0	0	0	0

Notes: The same client may be counted in more than one category, e.g., clients can receive services under more than one contract source, in more than one "County of Residence," or may have multiple "Other Indicators." Please see Definition page for other considerations.

Oklahoma Department of Mental Health and Substance Abuse Services
Counts of Admitted Clients Served by Funding Source for Each Agency During FY1993
CARL ALBERT CMHC

	Funding Source					
	Total	Mental Health	Substance Abuse	Domestic Violence	Residential Care	Medicaid Other
Pushmataha	95	95	0	0	0	0
Seminole	12	12	0	0	0	0
Sequoyah	1	1	0	0	0	0
Tulsa	2	2	0	0	0	0
Out of State/Unknown	4	4	0	0	0	0
Other Indicators						
Deaf and Hearing Impaired	17	17	0	0	0	0
Dual Diagnosis	280	280	0	0	0	0
Homeless	31	31	0	0	0	0
SED (6-17)	14	14	0	0	0	0
SMI (If ever)	1,319	1,319	0	0	0	0

Notes: The same client may be counted in more than one category, e.g., clients can receive services under more than one contract source, in more than one "County of Residence," or may have multiple "Other Indicators." Please see Definition page for other considerations.

Oklahoma Department of Mental Health and Substance Abuse Services

Counts of Admitted Clients Served by Funding Source for Each Agency During FY1993

CARVER CENTER

	Total	Funding Source					Other
		Mental Health	Substance Abuse	Domestic Violence	Residential Care	Medicaid	
Total							
Unduplicated Count	44	0	44	0	0	0	0
Sex							
Male	44	0	44	0	0	0	0
Age							
21-24	2	0	2	0	0	0	0
25-34	19	0	19	0	0	0	0
35-44	11	0	11	0	0	0	0
45-54	8	0	8	0	0	0	0
55-64	4	0	4	0	0	0	0
Race							
White	28	0	28	0	0	0	0
Black	8	0	8	0	0	0	0
Native American	6	0	6	0	0	0	0
Hispanic	2	0	2	0	0	0	0
Presenting Problem/Diagnosis	44	0	44	0	0	0	0
County of Residence							
Atoka	1	0	1	0	0	0	0
Caddo	1	0	1	0	0	0	0
Cleveland	2	0	2	0	0	0	0
Comanche	1	0	1	0	0	0	0
Craig	1	0	1	0	0	0	0
Jefferson	1	0	1	0	0	0	0
Johnston	1	0	1	0	0	0	0
Logan	1	0	1	0	0	0	0
Okfuskee	1	0	1	0	0	0	0
Oklahoma	24	0	24	0	0	0	0
Pottawatomie	5	0	5	0	0	0	0
Rogers	1	0	1	0	0	0	0
Stephens	2	0	2	0	0	0	0
Washita	1	0	1	0	0	0	0
Out of State/Unknown	1	0	1	0	0	0	0
Other Indicators							
SMI (If ever)	4	0	4	0	0	0	0

Notes: The same client may be counted in more than one category, e.g., clients can receive services under more than one contract source, in more than one "County of Residence," or may have multiple "Other Indicators." Please see Definition page for other considerations.

Oklahoma Department of Mental Health and Substance Abuse Services

Counts of Admitted Clients Served by Funding Source for Each Agency During FY1993

CENTER FOR CHILDREN & FAMILIES

	Total	Funding Source					Medicaid	Other
		Mental Health	Substance Abuse	Domestic Violence	Residential Care			
Total								
Unduplicated Count	325	325	0	0	0	0	0	0
Sex								
Female	180	180	0	0	0	0	0	0
Male	145	145	0	0	0	0	0	0
Age								
0-04	13	13	0	0	0	0	0	0
05-17	66	66	0	0	0	0	0	0
18-20	4	4	0	0	0	0	0	0
21-24	17	17	0	0	0	0	0	0
25-34	115	115	0	0	0	0	0	0
35-44	98	98	0	0	0	0	0	0
45-54	12	12	0	0	0	0	0	0
Race								
White	297	297	0	0	0	0	0	0
Black	4	4	0	0	0	0	0	0
Native American	10	10	0	0	0	0	0	0
Hispanic	7	7	0	0	0	0	0	0
Asian	7	7	0	0	0	0	0	0
Presenting Problem/Diagnosis								
Social Conditions	325	325	0	0	0	0	0	0
County of Residence								
Beckham	2	2	0	0	0	0	0	0
Canadian	1	1	0	0	0	0	0	0
Cleveland	229	229	0	0	0	0	0	0
Comanche	1	1	0	0	0	0	0	0
Garvin	3	3	0	0	0	0	0	0
Grady	1	1	0	0	0	0	0	0
Kay	1	1	0	0	0	0	0	0
Logan	1	1	0	0	0	0	0	0
McClain	9	9	0	0	0	0	0	0
Muskogee	2	2	0	0	0	0	0	0
Okfuskee	3	3	0	0	0	0	0	0
Oklahoma	60	60	0	0	0	0	0	0
Pottawatomie	3	3	0	0	0	0	0	0
Sequoyah	1	1	0	0	0	0	0	0
Washington	2	2	0	0	0	0	0	0
Out of State/Unknown	6	6	0	0	0	0	0	0
Other Indicators								
Deaf and Hearing Impaired	1	1	0	0	0	0	0	0
Homeless	1	1	0	0	0	0	0	0
SED (6-17)	2	2	0	0	0	0	0	0
SMI (If ever)	8	8	0	0	0	0	0	0

Notes: The same client may be counted in more than one category, e.g., clients can receive services under more than one contract source, in more than one "County of Residence," or may have multiple "Other Indicators." Please see Definition page for other considerations.

Oklahoma Department of Mental Health and Substance Abuse Services

Counts of Admitted Clients Served by Funding Source for Each Agency During FY1993

CENTRAL OKLAHOMA CMHC

	Total	Funding Source					
		Mental Health	Substance Abuse	Domestic Violence	Residential Care	Medicaid	Other
Total							
Unduplicated Count	1,496	1,496	0	0	0	0	0
Sex							
Female	792	792	0	0	0	0	0
Male	704	704	0	0	0	0	0
Age							
05-17	74	74	0	0	0	0	0
18-20	43	43	0	0	0	0	0
21-24	104	104	0	0	0	0	0
25-34	376	376	0	0	0	0	0
35-44	416	416	0	0	0	0	0
45-54	254	254	0	0	0	0	0
55-64	137	137	0	0	0	0	0
65-74	74	74	0	0	0	0	0
75-84	15	15	0	0	0	0	0
85+	3	3	0	0	0	0	0
Race							
White	1,290	1,290	0	0	0	0	0
Black	98	98	0	0	0	0	0
Native American	68	68	0	0	0	0	0
Hispanic	28	28	0	0	0	0	0
Asian	12	12	0	0	0	0	0
Presenting Problem/Diagnosis							
	1,464	1,464	0	0	0	0	0
Social Conditions	12	12	0	0	0	0	0
Deferred/No Diagnosis	20	20	0	0	0	0	0
County of Residence							
Cleveland	1,361	1,361	0	0	0	0	0
Garvin	3	3	0	0	0	0	0
Grady	2	2	0	0	0	0	0
Love	2	2	0	0	0	0	0
McClain	107	107	0	0	0	0	0
Oklahoma	16	16	0	0	0	0	0
Pottawatomie	2	2	0	0	0	0	0
Wagoner	1	1	0	0	0	0	0
Out of State/Unknown	2	2	0	0	0	0	0
Other Indicators							
Deaf and Hearing Impaired	4	4	0	0	0	0	0
Dual Diagnosis	321	321	0	0	0	0	0
Homeless	63	63	0	0	0	0	0
SED (6-17)	22	22	0	0	0	0	0
SMI (If ever)	1,061	1,061	0	0	0	0	0

Notes: The same client may be counted in more than one category, e.g., clients can receive services under more than one contract source, in more than one "County of Residence," or may have multiple "Other Indicators." Please see Definition page for other considerations.

Oklahoma Department of Mental Health and Substance Abuse Services

Counts of Admitted Clients Served by Funding Source for Each Agency During FY1993

CHILDREN'S MEDICAL CENTER

		Funding Source						
		Total	Mental Health	Substance Abuse	Domestic Violence	Residential Care	Medicaid	Other
Total	Unduplicated Count	17	17	0	0	0	0	0
Sex	Female	7	7	0	0	0	0	0
	Male	10	10	0	0	0	0	0
Age	05-17	16	16	0	0	0	0	0
	18-20	1	1	0	0	0	0	0
Race	White	14	14	0	0	0	0	0
	Black	3	3	0	0	0	0	0
Presenting Problem/Diagnosis		2	2	0	0	0	0	0
	Social Conditions	15	15	0	0	0	0	0
County of Residence	Comanche	1	1	0	0	0	0	0
	Creek	1	1	0	0	0	0	0
	Dewey	1	1	0	0	0	0	0
	Grady	1	1	0	0	0	0	0
	Kay	1	1	0	0	0	0	0
	Nowata	1	1	0	0	0	0	0
	Oklahoma	2	2	0	0	0	0	0
	Payne	2	2	0	0	0	0	0
	Sequoyah	1	1	0	0	0	0	0
	Tulsa	4	4	0	0	0	0	0
	Wagoner	1	1	0	0	0	0	0
	Washington	1	1	0	0	0	0	0
Other Indicators	SED (6-17)	12	12	0	0	0	0	0
	SMI (If ever)	2	2	0	0	0	0	0

Notes: The same client may be counted in more than one category, e.g., clients can receive services under more than one contract source, in more than one "County of Residence," or may have multiple "Other Indicators." Please see Definition page for other considerations.

Oklahoma Department of Mental Health and Substance Abuse Services

Counts of Admitted Clients Served by Funding Source for Each Agency During FY1993

CHISHOLM TRAIL COUNSELING SVC

	Total	Funding Source					
		Mental Health	Substance Abuse	Domestic Violence	Residential Care	Medicaid	Other
Total							
Unduplicated Count	1,499	1,499	0	0	0	0	0
Sex							
Female	929	929	0	0	0	0	0
Male	570	570	0	0	0	0	0
Age							
0-04	17	17	0	0	0	0	0
05-17	283	283	0	0	0	0	0
18-20	46	46	0	0	0	0	0
21-24	119	119	0	0	0	0	0
25-34	355	355	0	0	0	0	0
35-44	314	314	0	0	0	0	0
45-54	197	197	0	0	0	0	0
55-64	112	112	0	0	0	0	0
65-74	34	34	0	0	0	0	0
75-84	20	20	0	0	0	0	0
85+	2	2	0	0	0	0	0
Race							
White	1,343	1,343	0	0	0	0	0
Black	65	65	0	0	0	0	0
Native American	43	43	0	0	0	0	0
Hispanic	40	40	0	0	0	0	0
Asian	8	8	0	0	0	0	0
Presenting Problem/Diagnosis							
	1,336	1,336	0	0	0	0	0
Social Conditions	88	88	0	0	0	0	0
Deferred/No Diagnosis	75	75	0	0	0	0	0
County of Residence							
Adair	2	2	0	0	0	0	0
Blaine	1	1	0	0	0	0	0
Caddo	9	9	0	0	0	0	0
Canadian	827	827	0	0	0	0	0
Cleveland	38	38	0	0	0	0	0
Coal	2	2	0	0	0	0	0
Creek	1	1	0	0	0	0	0
Custer	1	1	0	0	0	0	0
Ellis	1	1	0	0	0	0	0
Grady	583	583	0	0	0	0	0
Grant	3	3	0	0	0	0	0
McClain	16	16	0	0	0	0	0
Oklahoma	15	15	0	0	0	0	0
Other Indicators							
Deaf and Hearing Impaired	14	14	0	0	0	0	0
Dual Diagnosis	137	137	0	0	0	0	0
Homeless	24	24	0	0	0	0	0
SED (6-17)	125	125	0	0	0	0	0
SMI (If ever)	748	748	0	0	0	0	0

Notes: The same client may be counted in more than one category, e.g., clients can receive services under more than one contract source, in more than one "County of Residence," or may have multiple "Other Indicators." Please see Definition page for other considerations.

Oklahoma Department of Mental Health and Substance Abuse Services

Counts of Admitted Clients Served by Funding Source for Each Agency During FY1993

COMMUNITY ALCOHOLISM SERVICES

	Total	Funding Source					
		Mental Health	Substance Abuse	Domestic Violence	Residential Care	Medicaid	Other
Total							
Unduplicated Count	162	0	162	0	0	0	0
Sex							
Female	49	0	49	0	0	0	0
Male	113	0	113	0	0	0	0
Age							
18-20	3	0	3	0	0	0	0
21-24	11	0	11	0	0	0	0
25-34	44	0	44	0	0	0	0
35-44	50	0	50	0	0	0	0
45-54	37	0	37	0	0	0	0
55-64	13	0	13	0	0	0	0
65-74	4	0	4	0	0	0	0
Race							
White	100	0	100	0	0	0	0
Black	5	0	5	0	0	0	0
Native American	56	0	56	0	0	0	0
Hispanic	1	0	1	0	0	0	0
Presenting Problem/Diagnosis							
	161	0	161	0	0	0	0
Deferred/No Diagnosis	1	0	1	0	0	0	0
County of Residence							
Craig	1	0	1	0	0	0	0
Creek	61	0	61	0	0	0	0
Noble	48	0	48	0	0	0	0
Nowata	2	0	2	0	0	0	0
Oklahoma	1	0	1	0	0	0	0
Osage	1	0	1	0	0	0	0
Pawnee	45	0	45	0	0	0	0
Tulsa	1	0	1	0	0	0	0
Out of State/Unknown	2	0	2	0	0	0	0
Other Indicators							
Deaf and Hearing Impaired	1	0	1	0	0	0	0
Dual Diagnosis	2	0	2	0	0	0	0
Homeless	39	0	39	0	0	0	0
SMI (If ever)	4	0	4	0	0	0	0

Notes: The same client may be counted in more than one category, e.g., clients can receive services under more than one contract source, in more than one "County of Residence," or may have multiple "Other Indicators." Please see Definition page for other considerations.

Oklahoma Department of Mental Health and Substance Abuse Services

Counts of Admitted Clients Served by Funding Source for Each Agency During FY1993

COMMUNITY COUNSELING CENTER

	Total	Funding Source					
		Mental Health	Substance Abuse	Domestic Violence	Residential Care	Medicaid	Other
Total							
Unduplicated Count	3,041	3,008	80	0	0	0	0
Sex							
Female	1,722	1,704	50	0	0	0	0
Male	1,319	1,304	30	0	0	0	0
Age							
0-04	22	22	0	0	0	0	0
05-17	400	400	1	0	0	0	0
18-20	63	63	0	0	0	0	0
21-24	184	184	0	0	0	0	0
25-34	727	727	1	0	0	0	0
35-44	739	739	4	0	0	0	0
45-54	403	403	1	0	0	0	0
55-64	261	249	30	0	0	0	0
65-74	166	150	36	0	0	0	0
75-84	59	55	5	0	0	0	0
85+	17	16	2	0	0	0	0
Race							
White	2,490	2,461	69	0	0	0	0
Black	322	320	7	0	0	0	0
Native American	110	109	2	0	0	0	0
Hispanic	97	97	1	0	0	0	0
Asian	22	21	1	0	0	0	0
Presenting Problem/Diagnosis							
	2,510	2,480	71	0	0	0	0
Social Conditions	272	272	1	0	0	0	0
Deferred/No Diagnosis	259	256	8	0	0	0	0
County of Residence							
Adair	1	1	0	0	0	0	0
Bryan	1	1	0	0	0	0	0
Canadian	8	8	0	0	0	0	0
Choctaw	1	1	0	0	0	0	0
Cleveland	3	3	0	0	0	0	0
Coal	1	1	0	0	0	0	0
Logan	1	1	0	0	0	0	0
McCurtain	1	1	0	0	0	0	0
Muskogee	5	5	0	0	0	0	0
Noble	1	1	0	0	0	0	0
Oklahoma	3,011	2,978	80	0	0	0	0
Osage	2	2	0	0	0	0	0
Roger Mills	1	1	0	0	0	0	0
Rogers	2	2	0	0	0	0	0
Wagoner	1	1	0	0	0	0	0
Out of State/Unknown	1	1	0	0	0	0	0
Other Indicators							
Deaf and Hearing Impaired	25	24	1	0	0	0	0
Dual Diagnosis	479	473	21	0	0	0	0
Homeless	207	206	4	0	0	0	0
SED (6-17)	98	98	0	0	0	0	0
SMI (If ever)	1,607	1,587	50	0	0	0	0

Notes: The same client may be counted in more than one category, e.g., clients can receive services under more than one contract source, in more than one "County of Residence," or may have multiple "Other Indicators." Please see Definition page for other considerations.

Oklahoma Department of Mental Health and Substance Abuse Services

Counts of Admitted Clients Served by Funding Source for Each Agency During FY1993

COMMUNITY CRISIS CTR, INC.

	Total	Funding Source					
		Mental Health	Substance Abuse	Domestic Violence	Residential Care	Medicaid	Other
Total							
Unduplicated Count	186	0	0	186	0	0	0
Sex							
Female	134	0	0	134	0	0	0
Male	52	0	0	52	0	0	0
Age							
0-04	37	0	0	37	0	0	0
05-17	56	0	0	56	0	0	0
18-20	10	0	0	10	0	0	0
21-24	17	0	0	17	0	0	0
25-34	38	0	0	38	0	0	0
35-44	18	0	0	18	0	0	0
45-54	4	0	0	4	0	0	0
55-64	1	0	0	1	0	0	0
65-74	1	0	0	1	0	0	0
85+	4	0	0	4	0	0	0
Race							
White	138	0	0	138	0	0	0
Black	2	0	0	2	0	0	0
Native American	36	0	0	36	0	0	0
Hispanic	10	0	0	10	0	0	0
Presenting Problem/Diagnosis							
	1	0	0	1	0	0	0
Social Conditions	159	0	0	159	0	0	0
Deferred/No Diagnosis	26	0	0	26	0	0	0
County of Residence							
Craig	6	0	0	6	0	0	0
Creek	3	0	0	3	0	0	0
Delaware	35	0	0	35	0	0	0
Muskogee	1	0	0	1	0	0	0
Ottawa	100	0	0	100	0	0	0
Tulsa	6	0	0	6	0	0	0
Washington	4	0	0	4	0	0	0
Out of State/Unknown	31	0	0	31	0	0	0
Other Indicators							
Homeless	169	0	0	169	0	0	0
SMI (If ever)	14	0	0	14	0	0	0

Notes: The same client may be counted in more than one category, e.g., clients can receive services under more than one contract source, in more than one "County of Residence," or may have multiple "Other Indicators." Please see Definition page for other considerations.

Oklahoma Department of Mental Health and Substance Abuse Services

Counts of Admitted Clients Served by Funding Source for Each Agency During FY1993

CONNECTIONS RESIDENTIAL CARE

	Total	Funding Source					
		Mental Health	Substance Abuse	Domestic Violence	Residential Care	Medicaid	Other
Total							
Unduplicated Count	121	0	0	0	121	0	0
Sex							
Female	51	0	0	0	51	0	0
Male	70	0	0	0	70	0	0
Age							
18-20	2	0	0	0	2	0	0
21-24	11	0	0	0	11	0	0
25-34	30	0	0	0	30	0	0
35-44	29	0	0	0	29	0	0
45-54	27	0	0	0	27	0	0
55-64	9	0	0	0	9	0	0
65-74	12	0	0	0	12	0	0
75-84	1	0	0	0	1	0	0
Race							
White	97	0	0	0	97	0	0
Black	12	0	0	0	12	0	0
Native American	8	0	0	0	8	0	0
Hispanic	3	0	0	0	3	0	0
Asian	1	0	0	0	1	0	0
Presenting Problem/Diagnosis							
	50	0	0	0	50	0	0
Social Conditions	70	0	0	0	70	0	0
Deferred/No Diagnosis	1	0	0	0	1	0	0
County of Residence							
Beckham	1	0	0	0	1	0	0
Bryan	1	0	0	0	1	0	0
Cleveland	104	0	0	0	104	0	0
Custer	2	0	0	0	2	0	0
Garfield	1	0	0	0	1	0	0
Oklahoma	6	0	0	0	6	0	0
Pontotoc	1	0	0	0	1	0	0
Rogers	2	0	0	0	2	0	0
Woodward	2	0	0	0	2	0	0
Out of State/Unknown	1	0	0	0	1	0	0
Other Indicators							
Dual Diagnosis	4	0	0	0	4	0	0
Homeless	5	0	0	0	5	0	0
SMI (If ever)	120	0	0	0	120	0	0

Notes: The same client may be counted in more than one category, e.g., clients can receive services under more than one contract source, in more than one "County of Residence," or may have multiple "Other Indicators." Please see Definition page for other considerations.

Oklahoma Department of Mental Health and Substance Abuse Services

Counts of Admitted Clients Served by Funding Source for Each Agency During FY1993

COPP'S RESIDENTIAL CARE, INC.

		Funding Source						
		Total	Mental Health	Substance Abuse	Domestic Violence	Residential Care	Medicaid	Other
Total	Unduplicated Count	56	0	0	0	56	0	0
Sex	Female	20	0	0	0	20	0	0
	Male	36	0	0	0	36	0	0
Age	18-20	1	0	0	0	1	0	0
	25-34	9	0	0	0	9	0	0
	35-44	14	0	0	0	14	0	0
	45-54	14	0	0	0	14	0	0
	55-64	12	0	0	0	12	0	0
	65-74	4	0	0	0	4	0	0
	75-84	2	0	0	0	2	0	0
Race	White	41	0	0	0	41	0	0
	Black	13	0	0	0	13	0	0
	Native American	1	0	0	0	1	0	0
	Hispanic	1	0	0	0	1	0	0
Presenting Problem/Diagnosis		15	0	0	0	15	0	0
	Social Conditions	41	0	0	0	41	0	0
County of Residence	Craig	1	0	0	0	1	0	0
	Muskogee	2	0	0	0	2	0	0
	Oklahoma	1	0	0	0	1	0	0
	Rogers	48	0	0	0	48	0	0
	Tulsa	3	0	0	0	3	0	0
	Washington	1	0	0	0	1	0	0
Other Indicators	SMI (If ever)	49	0	0	0	49	0	0

Notes: The same client may be counted in more than one category, e.g., clients can receive services under more than one contract source, in more than one "County of Residence," or may have multiple "Other Indicators." Please see Definition page for other considerations.

Oklahoma Department of Mental Health and Substance Abuse Services

Counts of Admitted Clients Served by Funding Source for Each Agency During FY1993

COUNTRY LANE RESID. CARE HOME

	Total	Funding Source					
		Mental Health	Substance Abuse	Domestic Violence	Residential Care	Medicaid	Other
Total							
Unduplicated Count	87	0	0	0	87	0	0
Sex							
Female	21	0	0	0	21	0	0
Male	66	0	0	0	66	0	0
Age							
18-20	1	0	0	0	1	0	0
21-24	6	0	0	0	6	0	0
25-34	13	0	0	0	13	0	0
35-44	24	0	0	0	24	0	0
45-54	16	0	0	0	16	0	0
55-64	15	0	0	0	15	0	0
65-74	9	0	0	0	9	0	0
75-84	3	0	0	0	3	0	0
Race							
White	63	0	0	0	63	0	0
Black	10	0	0	0	10	0	0
Native American	9	0	0	0	9	0	0
Hispanic	5	0	0	0	5	0	0
Presenting Problem/Diagnosis							
	34	0	0	0	34	0	0
Social Conditions	47	0	0	0	47	0	0
Deferred/No Diagnosis	6	0	0	0	6	0	0
County of Residence							
Adair	3	0	0	0	3	0	0
Craig	78	0	0	0	78	0	0
Delaware	1	0	0	0	1	0	0
McIntosh	1	0	0	0	1	0	0
Tulsa	3	0	0	0	3	0	0
Wagoner	1	0	0	0	1	0	0
Other Indicators							
Dual Diagnosis	2	0	0	0	2	0	0
Homeless	15	0	0	0	15	0	0
SMI (If ever)	78	0	0	0	78	0	0

Notes: The same client may be counted in more than one category, e.g., clients can receive services under more than one contract source, in more than one "County of Residence," or may have multiple "Other Indicators." Please see Definition page for other considerations.

Oklahoma Department of Mental Health and Substance Abuse Services

Counts of Admitted Clients Served by Funding Source for Each Agency During FY1993

CROOKS MENTAL HEALTH SERVICES

	Total	Funding Source					
		Mental Health	Substance Abuse	Domestic Violence	Residential Care	Medicaid	Other
Total							
Unduplicated Count	1,378	1,378	0	0	0	0	0
Sex							
Female	818	818	0	0	0	0	0
Male	560	560	0	0	0	0	0
Age							
05-17	74	74	0	0	0	0	0
18-20	36	36	0	0	0	0	0
21-24	72	72	0	0	0	0	0
25-34	311	311	0	0	0	0	0
35-44	343	343	0	0	0	0	0
45-54	210	210	0	0	0	0	0
55-64	131	131	0	0	0	0	0
65-74	78	78	0	0	0	0	0
75-84	64	64	0	0	0	0	0
85+	59	59	0	0	0	0	0
Race							
White	1,114	1,114	0	0	0	0	0
Black	157	157	0	0	0	0	0
Native American	77	77	0	0	0	0	0
Hispanic	29	29	0	0	0	0	0
Asian	1	1	0	0	0	0	0
Presenting Problem/Diagnosis							
	1,280	1,280	0	0	0	0	0
Social Conditions	68	68	0	0	0	0	0
Deferred/No Diagnosis	30	30	0	0	0	0	0
County of Residence							
Creek	651	651	0	0	0	0	0
Lincoln	2	2	0	0	0	0	0
Okfuskee	183	183	0	0	0	0	0
Okmulgee	523	523	0	0	0	0	0
Osage	1	1	0	0	0	0	0
Tillman	2	2	0	0	0	0	0
Tulsa	16	16	0	0	0	0	0
Other Indicators							
Deaf and Hearing Impaired	19	19	0	0	0	0	0
Dual Diagnosis	154	154	0	0	0	0	0
Homeless	39	39	0	0	0	0	0
SED (6-17)	30	30	0	0	0	0	0
SMI (If ever)	842	842	0	0	0	0	0

Notes: The same client may be counted in more than one category, e.g., clients can receive services under more than one contract source, in more than one "County of Residence," or may have multiple "Other Indicators." Please see Definition page for other considerations.

Oklahoma Department of Mental Health and Substance Abuse Services

Counts of Admitted Clients Served by Funding Source for Each Agency During FY1993

CRISIS CONTROL CENTER

	Total	Funding Source					
		Mental Health	Substance Abuse	Domestic Violence	Residential Care	Medicaid	Other
Total							
Unduplicated Count	340	0	0	340	0	0	0
Sex							
Female	255	0	0	255	0	0	0
Male	85	0	0	85	0	0	0
Age							
0-04	73	0	0	73	0	0	0
05-17	120	0	0	120	0	0	0
18-20	10	0	0	10	0	0	0
21-24	24	0	0	24	0	0	0
25-34	67	0	0	67	0	0	0
35-44	29	0	0	29	0	0	0
45-54	13	0	0	13	0	0	0
55-64	4	0	0	4	0	0	0
Race							
White	244	0	0	244	0	0	0
Black	11	0	0	11	0	0	0
Native American	75	0	0	75	0	0	0
Hispanic	6	0	0	6	0	0	0
Asian	4	0	0	4	0	0	0
Presenting Problem/Diagnosis							
Social Conditions	339	0	0	339	0	0	0
Deferred/No Diagnosis	1	0	0	1	0	0	0
County of Residence							
Atoka	5	0	0	5	0	0	0
Bryan	203	0	0	203	0	0	0
Carter	35	0	0	35	0	0	0
Cherokee	5	0	0	5	0	0	0
Choctaw	13	0	0	13	0	0	0
Coal	5	0	0	5	0	0	0
Johnston	5	0	0	5	0	0	0
Kay	5	0	0	5	0	0	0
Marshall	25	0	0	25	0	0	0
McCurtain	5	0	0	5	0	0	0
Pontotoc	6	0	0	6	0	0	0
Out of State/Unknown	28	0	0	28	0	0	0
Other Indicators							
Deaf and Hearing Impaired	1	0	0	1	0	0	0
Homeless	12	0	0	12	0	0	0
SMI (If ever)	25	0	0	25	0	0	0

Notes: The same client may be counted in more than one category, e.g., clients can receive services under more than one contract source, in more than one "County of Residence," or may have multiple "Other Indicators." Please see Definition page for other considerations.

Oklahoma Department of Mental Health and Substance Abuse Services

Counts of Admitted Clients Served by Funding Source for Each Agency During FY1993

CROSSROADS COUNSELING

	Total	Funding Source					
		Mental Health	Substance Abuse	Domestic Violence	Residential Care	Medicaid	Other
Total							
Unduplicated Count	89	0	89	0	0	0	0
Sex							
Female	64	0	64	0	0	0	0
Male	25	0	25	0	0	0	0
Age							
0-04	27	0	27	0	0	0	0
05-17	30	0	30	0	0	0	0
21-24	5	0	5	0	0	0	0
25-34	21	0	21	0	0	0	0
35-44	5	0	5	0	0	0	0
85+	1	0	1	0	0	0	0
Race							
White	37	0	37	0	0	0	0
Black	42	0	42	0	0	0	0
Native American	8	0	8	0	0	0	0
Hispanic	2	0	2	0	0	0	0
Presenting Problem/Diagnosis							
	31	0	31	0	0	0	0
Social Conditions	58	0	58	0	0	0	0
County of Residence							
Caddo	3	0	3	0	0	0	0
Canadian	1	0	1	0	0	0	0
Carter	3	0	3	0	0	0	0
Cleveland	4	0	4	0	0	0	0
Garfield	2	0	2	0	0	0	0
Grant	2	0	2	0	0	0	0
Kiowa	4	0	4	0	0	0	0
Logan	2	0	2	0	0	0	0
Oklahoma	21	0	21	0	0	0	0
Osage	2	0	2	0	0	0	0
Pittsburgh	4	0	4	0	0	0	0
Pottawatomie	2	0	2	0	0	0	0
Tulsa	2	0	2	0	0	0	0
Out of State/Unknown	37	0	37	0	0	0	0
Other Indicators							
Deaf and Hearing Impaired	1	0	1	0	0	0	0
Homeless	42	0	42	0	0	0	0
SMI (If ever)	8	0	8	0	0	0	0

Notes: The same client may be counted in more than one category, e.g., clients can receive services under more than one contract source, in more than one "County of Residence," or may have multiple "Other Indicators." Please see Definition page for other considerations.

Oklahoma Department of Mental Health and Substance Abuse Services

Counts of Admitted Clients Served by Funding Source for Each Agency During FY1993

D.V. PROG. OF N. CENTRAL OK.

		Funding Source						
		Total	Mental Health	Substance Abuse	Domestic Violence	Residential Care	Medicaid	Other
Total	Unduplicated Count	234	0	0	234	0	0	0
Sex	Female	179	0	0	179	0	0	0
	Male	55	0	0	55	0	0	0
Age	0-04	48	0	0	48	0	0	0
	05-17	77	0	0	77	0	0	0
	18-20	13	0	0	13	0	0	0
	21-24	23	0	0	23	0	0	0
	25-34	38	0	0	38	0	0	0
	35-44	20	0	0	20	0	0	0
	45-54	8	0	0	8	0	0	0
	55-64	1	0	0	1	0	0	0
	65-74	4	0	0	4	0	0	0
	75-84	1	0	0	1	0	0	0
	85+	1	0	0	1	0	0	0
Race	White	162	0	0	162	0	0	0
	Black	1	0	0	1	0	0	0
	Native American	65	0	0	65	0	0	0
	Hispanic	6	0	0	6	0	0	0
Presenting Problem/Diagnosis	Social Conditions	234	0	0	234	0	0	0
County of Residence	Adair	1	0	0	1	0	0	0
	Harper	1	0	0	1	0	0	0
	Kay	179	0	0	179	0	0	0
	Lincoln	5	0	0	5	0	0	0
	Osage	12	0	0	12	0	0	0
	Pawnee	4	0	0	4	0	0	0
	Payne	5	0	0	5	0	0	0
	Pottawatomie	8	0	0	8	0	0	0
	Rogers	2	0	0	2	0	0	0
	Washington	3	0	0	3	0	0	0
	Out of State/Unknown	14	0	0	14	0	0	0
Other Indicators	Homeless	31	0	0	31	0	0	0
	SMI (If ever)	11	0	0	11	0	0	0

Notes: The same client may be counted in more than one category, e.g., clients can receive services under more than one contract source, in more than one "County of Residence," or may have multiple "Other Indicators." Please see Definition page for other considerations.

Oklahoma Department of Mental Health and Substance Abuse Services

Counts of Admitted Clients Served by Funding Source for Each Agency During FY1993

DIVORCE VISITATION ARBITRATION

	Total	Funding Source					
		Mental Health	Substance Abuse	Domestic Violence	Residential Care	Medicaid	Other
Total							
Unduplicated Count	86	0	0	86	0	0	0
Sex							
Female	49	0	0	49	0	0	0
Male	37	0	0	37	0	0	0
Age							
05-17	7	0	0	7	0	0	0
18-20	1	0	0	1	0	0	0
21-24	3	0	0	3	0	0	0
25-34	31	0	0	31	0	0	0
35-44	36	0	0	36	0	0	0
45-54	6	0	0	6	0	0	0
55-64	1	0	0	1	0	0	0
65-74	1	0	0	1	0	0	0
Race							
White	79	0	0	79	0	0	0
Black	3	0	0	3	0	0	0
Native American	2	0	0	2	0	0	0
Hispanic	2	0	0	2	0	0	0
Presenting Problem/Diagnosis							
	2	0	0	2	0	0	0
Social Conditions	84	0	0	84	0	0	0
County of Residence							
Choctaw	2	0	0	2	0	0	0
Kay	3	0	0	3	0	0	0
Lincoln	1	0	0	1	0	0	0
Logan	2	0	0	2	0	0	0
Noble	2	0	0	2	0	0	0
Oklahoma	1	0	0	1	0	0	0
Pawnee	1	0	0	1	0	0	0
Payne	72	0	0	72	0	0	0
Tulsa	2	0	0	2	0	0	0
Other Indicators							
Dual Diagnosis	1	0	0	1	0	0	0
Homeless	1	0	0	1	0	0	0
SMI (If ever)	9	0	0	9	0	0	0

Notes: The same client may be counted in more than one category, e.g., clients can receive services under more than one contract source, in more than one "County of Residence," or may have multiple "Other Indicators." Please see Definition page for other considerations.

Oklahoma Department of Mental Health and Substance Abuse Services

Counts of Admitted Clients Served by Funding Source for Each Agency During FY1993

DOMESTIC ABUSE SAFE HOUSE-DASH

	Total	Funding Source					
		Mental Health	Substance Abuse	Domestic Violence	Residential Care	Medicaid	Other
Total							
Unduplicated Count	110	0	0	110	0	0	0
Sex							
Female	80	0	0	80	0	0	0
Male	30	0	0	30	0	0	0
Age							
0-04	24	0	0	24	0	0	0
05-17	29	0	0	29	0	0	0
18-20	10	0	0	10	0	0	0
21-24	6	0	0	6	0	0	0
25-34	28	0	0	28	0	0	0
35-44	9	0	0	9	0	0	0
45-54	2	0	0	2	0	0	0
55-64	2	0	0	2	0	0	0
Race							
White	61	0	0	61	0	0	0
Native American	47	0	0	47	0	0	0
Hispanic	2	0	0	2	0	0	0
Presenting Problem/Diagnosis							
	1	0	0	1	0	0	0
Social Conditions	105	0	0	105	0	0	0
Deferred/No Diagnosis	4	0	0	4	0	0	0
County of Residence							
Adair	9	0	0	9	0	0	0
Cherokee	3	0	0	3	0	0	0
Craig	4	0	0	4	0	0	0
Lincoln	2	0	0	2	0	0	0
Major	1	0	0	1	0	0	0
Mayes	79	0	0	79	0	0	0
Rogers	6	0	0	6	0	0	0
Tulsa	1	0	0	1	0	0	0
Out of State/Unknown	5	0	0	5	0	0	0
Other Indicators							
Deaf and Hearing Impaired	1	0	0	1	0	0	0
Homeless	24	0	0	24	0	0	0
SMI (If ever)	11	0	0	11	0	0	0

Notes: The same client may be counted in more than one category, e.g., clients can receive services under more than one contract source, in more than one "County of Residence," or may have multiple "Other Indicators." Please see Definition page for other considerations.

Oklahoma Department of Mental Health and Substance Abuse Services

Counts of Admitted Clients Served by Funding Source for Each Agency During FY1993

DOMESTIC VIOLENCE INTERVENTION SERVICES

	Total	Funding Source					
		Mental Health	Substance Abuse	Domestic Violence	Residential Care	Medicaid	Other
Total							
Unduplicated Count	1,653	0	585	1,426	0	0	30
Sex							
Female	1,114	0	408	1,035	0	0	0
Male	539	0	177	391	0	0	30
Age							
0-04	279	0	1	279	0	0	0
05-17	303	0	5	303	0	0	0
18-20	62	0	28	57	0	0	1
21-24	134	0	65	112	0	0	3
25-34	433	0	250	340	0	0	14
35-44	323	0	186	239	0	0	8
45-54	77	0	31	64	0	0	2
55-64	31	0	16	22	0	0	2
65-74	5	0	1	4	0	0	0
85+	6	0	2	6	0	0	0
Race							
White	1,060	0	423	873	0	0	18
Black	423	0	90	406	0	0	6
Native American	106	0	46	93	0	0	4
Hispanic	60	0	25	51	0	0	1
Asian	4	0	1	3	0	0	1
Presenting Problem/Diagnosis							
	141	0	137	4	0	0	0
Social Conditions	1,508	0	448	1,051	0	0	9
Deferred/No Diagnosis	386	0	5	371	0	0	21
County of Residence							
Adair	1	0	0	1	0	0	0
Cherokee	2	0	2	2	0	0	0
Cleveland	1	0	1	0	0	0	1
Creek	87	0	21	83	0	0	0
Custer	2	0	0	2	0	0	0
Delaware	3	0	2	3	0	0	0
Garfield	1	0	1	1	0	0	0
Grant	2	0	1	2	0	0	0
Harmon	1	0	0	1	0	0	0
Haskell	2	0	0	2	0	0	0
LeFlore	3	0	1	3	0	0	0
Mayes	7	0	5	4	0	0	0
McClain	1	0	0	1	0	0	0
McIntosh	3	0	1	2	0	0	0
Muskogee	7	0	0	6	0	0	1
Nowata	4	0	1	4	0	0	0
Okfuskee	1	0	1	0	0	0	1
Oklahoma	3	0	1	3	0	0	0
Okmulgee	23	0	11	20	0	0	1
Osage	10	0	5	7	0	0	1
Pawnee	3	0	1	3	0	0	0
Payne	6	0	2	6	0	0	0
Pittsburgh	1	0	1	1	0	0	0

Notes: The same client may be counted in more than one category, e.g., clients can receive services under more than one contract source, in more than one "County of Residence," or may have multiple "Other Indicators." Please see Definition page for other considerations.

Oklahoma Department of Mental Health and Substance Abuse Services
Counts of Admitted Clients Served by Funding Source for Each Agency During FY1993
DOMESTIC VIOLENCE INTERVENTION SERVICES

	Funding Source					
	Total	Mental Health	Substance Abuse	Domestic Violence	Residential Care	Medicaid Other
Rogers	19	0	11	13	0	0 1
Sequoyah	5	0	0	5	0	0 0
Tulsa	1,342	0	486	1,145	0	0 24
Wagoner	47	0	19	41	0	0 0
Washington	9	0	3	8	0	0 0
Out of State/Unknown	57	0	8	57	0	0 0
Other Indicators						
Deaf and Hearing Impaired	7	0	3	6	0	0 1
Dual Diagnosis	109	0	109	15	0	0 1
Homeless	267	0	64	259	0	0 0
SMI (If ever)	161	0	88	134	0	0 2

Notes: The same client may be counted in more than one category, e.g., clients can receive services under more than one contract source, in more than one "County of Residence," or may have multiple "Other Indicators." Please see Definition page for other considerations.

Oklahoma Department of Mental Health and Substance Abuse Services

Counts of Admitted Clients Served by Funding Source for Each Agency During FY1993

DON MENTZER FACILITY

		Funding Source						
		Total	Mental Health	Substance Abuse	Domestic Violence	Residential Care	Medicaid	Other
Total	Unduplicated Count	53	0	0	0	53	0	0
Sex	Female	22	0	0	0	22	0	0
	Male	31	0	0	0	31	0	0
Age	18-20	2	0	0	0	2	0	0
	21-24	1	0	0	0	1	0	0
	25-34	10	0	0	0	10	0	0
	35-44	16	0	0	0	16	0	0
	45-54	14	0	0	0	14	0	0
	55-64	8	0	0	0	8	0	0
	65-74	2	0	0	0	2	0	0
Race	White	38	0	0	0	38	0	0
	Black	4	0	0	0	4	0	0
	Native American	10	0	0	0	10	0	0
	Hispanic	1	0	0	0	1	0	0
Presenting Problem/Diagnosis		28	0	0	0	28	0	0
	Social Conditions	25	0	0	0	25	0	0
County of Residence	Cherokee	5	0	0	0	5	0	0
	Craig	24	0	0	0	24	0	0
	Oklahoma	1	0	0	0	1	0	0
	Sequoyah	23	0	0	0	23	0	0
Other Indicators	Deaf and Hearing Impaired	1	0	0	0	1	0	0
	Dual Diagnosis	8	0	0	0	8	0	0
	Homeless	5	0	0	0	5	0	0
	SMI (If ever)	51	0	0	0	51	0	0

Notes: The same client may be counted in more than one category, e.g., clients can receive services under more than one contract source, in more than one "County of Residence," or may have multiple "Other Indicators." Please see Definition page for other considerations.

Oklahoma Department of Mental Health and Substance Abuse Services

Counts of Admitted Clients Served by Funding Source for Each Agency During FY1993

DOW RESIDENTIAL CARE HOME

		Funding Source						
		Total	Mental Health	Substance Abuse	Domestic Violence	Residential Care	Medicaid	Other
Total	Unduplicated Count	34	0	0	0	34	0	0
Sex	Female	20	0	0	0	20	0	0
	Male	14	0	0	0	14	0	0
Age	21-24	1	0	0	0	1	0	0
	25-34	6	0	0	0	6	0	0
	35-44	5	0	0	0	5	0	0
	45-54	11	0	0	0	11	0	0
	55-64	6	0	0	0	6	0	0
	65-74	5	0	0	0	5	0	0
Race	White	22	0	0	0	22	0	0
	Black	2	0	0	0	2	0	0
	Native American	8	0	0	0	8	0	0
	Hispanic	1	0	0	0	1	0	0
	Asian	1	0	0	0	1	0	0
Presenting Problem/Diagnosis		9	0	0	0	9	0	0
	Social Conditions	25	0	0	0	25	0	0
County of Residence	Pittsburgh	34	0	0	0	34	0	0
Other Indicators	Deaf and Hearing Impaired	1	0	0	0	1	0	0
	Homeless	1	0	0	0	1	0	0
	SMI (If ever)	34	0	0	0	34	0	0

Notes: The same client may be counted in more than one category, e.g., clients can receive services under more than one contract source, in more than one "County of Residence," or may have multiple "Other Indicators." Please see Definition page for other considerations.

Oklahoma Department of Mental Health and Substance Abuse Services

Counts of Admitted Clients Served by Funding Source for Each Agency During FY1993

DRUG RECOVERY, INC.

	Total	Funding Source					Other
		Mental Health	Substance Abuse	Domestic Violence	Residential Care	Medicaid	
Total							
Unduplicated Count	872	1	822	0	0	0	181
Sex							
Female	257	0	249	0	0	0	50
Male	615	1	573	0	0	0	131
Age							
05-17	136	0	123	0	0	0	37
18-20	85	0	81	0	0	0	16
21-24	76	0	74	0	0	0	11
25-34	295	0	275	0	0	0	72
35-44	204	0	196	0	0	0	34
45-54	61	0	58	0	0	0	11
55-64	9	0	9	0	0	0	0
65-74	6	1	6	0	0	0	0
Race							
White	607	1	575	0	0	0	118
Black	175	0	162	0	0	0	42
Native American	46	0	45	0	0	0	9
Hispanic	42	0	38	0	0	0	12
Asian	2	0	2	0	0	0	0
Presenting Problem/Diagnosis							
	823	1	772	0	0	0	50
Social Conditions	48	0	48	0	0	0	0
Deferred/No Diagnosis	256	0	144	0	0	0	131
County of Residence							
Adair	2	0	2	0	0	0	0
Blaine	1	0	1	0	0	0	1
Bryan	4	0	3	0	0	0	2
Caddo	2	0	2	0	0	0	0
Canadian	18	0	18	0	0	0	2
Carter	6	0	6	0	0	0	1
Cherokee	1	0	1	0	0	0	0
Choctaw	3	0	3	0	0	0	0
Cleveland	27	0	27	0	0	0	4
Coal	1	0	1	0	0	0	0
Comanche	15	0	14	0	0	0	3
Cotton	1	0	1	0	0	0	0
Creek	2	0	2	0	0	0	0
Custer	5	0	4	0	0	0	2
Ellis	1	0	1	0	0	0	0
Garfield	1	0	1	0	0	0	0
Garvin	4	0	2	0	0	0	2
Grady	2	0	2	0	0	0	1
Hughes	1	0	1	0	0	0	0
Jackson	1	0	1	0	0	0	1
Kay	1	0	1	0	0	0	0
Latimer	1	0	1	0	0	0	1
LeFlore	1	0	1	0	0	0	0
Lincoln	3	0	3	0	0	0	0
Logan	12	0	12	0	0	0	1

Notes: The same client may be counted in more than one category, e.g., clients can receive services under more than one contract source, in more than one "County of Residence," or may have multiple "Other Indicators." Please see Definition page for other considerations.

Oklahoma Department of Mental Health and Substance Abuse Services

Counts of Admitted Clients Served by Funding Source for Each Agency During FY1993

DRUG RECOVERY, INC.

	Funding Source					
	Total	Mental Health	Substance Abuse	Domestic Violence	Residential Care	Medicaid Other
Mayes	1	0	1	0	0	0
McClain	5	0	5	0	0	0
Murray	2	0	2	0	0	0
Muskogee	8	0	8	0	0	1
Noble	1	0	1	0	0	0
Oklahoma	619	1	578	0	0	129
Okmulgee	4	0	4	0	0	0
Ottawa	1	0	1	0	0	1
Payne	4	0	3	0	0	3
Pittsburgh	6	0	6	0	0	2
Pottawatomie	12	0	12	0	0	1
Pushmataha	2	0	1	0	0	1
Roger Mills	1	0	1	0	0	0
Rogers	3	0	3	0	0	1
Seminole	4	0	4	0	0	1
Sequoyah	4	0	4	0	0	1
Stephens	7	0	7	0	0	2
Tillman	2	0	2	0	0	0
Tulsa	22	0	20	0	0	6
Wagoner	1	0	1	0	0	1
Washington	1	0	1	0	0	0
Woodward	2	0	2	0	0	1
Out of State/Unknown	44	0	44	0	0	9
Other Indicators						
Dual Diagnosis	11	0	11	0	0	1
Homeless	123	0	118	0	0	23
SMI (If ever)	155	0	146	0	0	34

Notes: The same client may be counted in more than one category, e.g., clients can receive services under more than one contract source, in more than one "County of Residence," or may have multiple "Other Indicators." Please see Definition page for other considerations.

Oklahoma Department of Mental Health and Substance Abuse Services

Counts of Admitted Clients Served by Funding Source for Each Agency During FY1993

DUNCAN COMMUNITY RESIDENCE INC

	Total	Funding Source					
		Mental Health	Substance Abuse	Domestic Violence	Residential Care	Medicaid	Other
Total							
Unduplicated Count	24	0	0	0	24	0	0
Sex							
Female	11	0	0	0	11	0	0
Male	13	0	0	0	13	0	0
Age							
21-24	2	0	0	0	2	0	0
25-34	2	0	0	0	2	0	0
35-44	6	0	0	0	6	0	0
45-54	7	0	0	0	7	0	0
55-64	3	0	0	0	3	0	0
65-74	4	0	0	0	4	0	0
Race							
White	18	0	0	0	18	0	0
Black	5	0	0	0	5	0	0
Asian	1	0	0	0	1	0	0
Presenting Problem/Diagnosis							
	17	0	0	0	17	0	0
Social Conditions	5	0	0	0	5	0	0
Deferred/No Diagnosis	2	0	0	0	2	0	0
County of Residence							
Comanche	1	0	0	0	1	0	0
Stephens	23	0	0	0	23	0	0
Other Indicators							
Dual Diagnosis	1	0	0	0	1	0	0
SMI (If ever)	21	0	0	0	21	0	0

Notes: The same client may be counted in more than one category, e.g., clients can receive services under more than one contract source, in more than one "County of Residence," or may have multiple "Other Indicators." Please see Definition page for other considerations.

Oklahoma Department of Mental Health and Substance Abuse Services

Counts of Admitted Clients Served by Funding Source for Each Agency During FY1993

EAGLE RIDGE INSTITUTE

		Funding Source						
		Total	Mental Health	Substance Abuse	Domestic Violence	Residential Care	Medicaid	Other
Total	Unduplicated Count	306	0	305	0	0	0	11
Sex	Female	172	0	171	0	0	0	9
	Male	134	0	134	0	0	0	2
Age	0-04	46	0	46	0	0	0	0
	05-17	144	0	144	0	0	0	0
	18-20	23	0	23	0	0	0	0
	21-24	14	0	14	0	0	0	0
	25-34	36	0	36	0	0	0	1
	35-44	30	0	29	0	0	0	8
	45-54	9	0	9	0	0	0	2
	55-64	1	0	1	0	0	0	0
	65-74	1	0	1	0	0	0	0
	85+	2	0	2	0	0	0	0
Race	White	162	0	161	0	0	0	8
	Black	117	0	117	0	0	0	3
	Native American	16	0	16	0	0	0	0
	Hispanic	11	0	11	0	0	0	0
Presenting Problem/Diagnosis		171	0	171	0	0	0	0
	Social Conditions	134	0	133	0	0	0	1
	Deferred/No Diagnosis	34	0	24	0	0	0	10
County of Residence	Beckham	1	0	1	0	0	0	0
	Blaine	1	0	1	0	0	0	0
	Caddo	1	0	1	0	0	0	0
	Canadian	15	0	15	0	0	0	0
	Carter	7	0	7	0	0	0	0
	Cleveland	5	0	5	0	0	0	0
	Comanche	1	0	1	0	0	0	0
	Grady	5	0	5	0	0	0	0
	Greer	1	0	1	0	0	0	0
	Jackson	1	0	1	0	0	0	0
	Logan	4	0	4	0	0	0	0
	McIntosh	1	0	1	0	0	0	0
	Muskogee	3	0	3	0	0	0	0
	Oklahoma	234	0	233	0	0	0	11
	Ottawa	1	0	1	0	0	0	0
	Payne	1	0	1	0	0	0	0
	Pontotoc	4	0	4	0	0	0	0
	Pottawatomie	2	0	2	0	0	0	0
	Tulsa	14	0	14	0	0	0	0
	Wagoner	2	0	2	0	0	0	0
	Woodward	2	0	2	0	0	0	0
Other Indicators	Dual Diagnosis	4	0	4	0	0	0	0
	Homeless	14	0	14	0	0	0	0

Notes: The same client may be counted in more than one category, e.g., clients can receive services under more than one contract source, in more than one "County of Residence," or may have multiple "Other Indicators." Please see Definition page for other considerations.

Oklahoma Department of Mental Health and Substance Abuse Services
Counts of Admitted Clients Served by Funding Source for Each Agency During FY1993
EAGLE RIDGE INSTITUTE

	Funding Source						
	Total	Mental Health	Substance Abuse	Domestic Violence	Residential Care	Medicaid	Other
SED (6-17)	1	0	1	0	0	0	0
SMI (If ever)	25	0	25	0	0	0	2

Notes: The same client may be counted in more than one category, e.g., clients can receive services under more than one contract source, in more than one "County of Residence," or may have multiple "Other Indicators." Please see Definition page for other considerations.

Oklahoma Department of Mental Health and Substance Abuse Services

Counts of Admitted Clients Served by Funding Source for Each Agency During FY1993

EASTERN STATE HOSPITAL

	Total	Funding Source					
		Mental Health	Substance Abuse	Domestic Violence	Residential Care	Medicaid	Other
Total							
Unduplicated Count	2,095	2,095	0	0	0	0	0
Sex							
Female	686	686	0	0	0	0	0
Male	1,409	1,409	0	0	0	0	0
Age							
05-17	1	1	0	0	0	0	0
18-20	93	93	0	0	0	0	0
21-24	201	201	0	0	0	0	0
25-34	667	667	0	0	0	0	0
35-44	631	631	0	0	0	0	0
45-54	279	279	0	0	0	0	0
55-64	143	143	0	0	0	0	0
65-74	58	58	0	0	0	0	0
75-84	19	19	0	0	0	0	0
85+	3	3	0	0	0	0	0
Race							
White	1,438	1,438	0	0	0	0	0
Black	379	379	0	0	0	0	0
Native American	238	238	0	0	0	0	0
Hispanic	28	28	0	0	0	0	0
Asian	12	12	0	0	0	0	0
Presenting Problem/Diagnosis							
	2,080	2,080	0	0	0	0	0
Social Conditions	4	4	0	0	0	0	0
Deferred/No Diagnosis	11	11	0	0	0	0	0
County of Residence							
Adair	22	22	0	0	0	0	0
Alfalfa	3	3	0	0	0	0	0
Atoka	4	4	0	0	0	0	0
Beckham	3	3	0	0	0	0	0
Blaine	2	2	0	0	0	0	0
Bryan	7	7	0	0	0	0	0
Caddo	4	4	0	0	0	0	0
Canadian	1	1	0	0	0	0	0
Carter	9	9	0	0	0	0	0
Cherokee	36	36	0	0	0	0	0
Choctaw	2	2	0	0	0	0	0
Cleveland	6	6	0	0	0	0	0
Comanche	8	8	0	0	0	0	0
Cotton	1	1	0	0	0	0	0
Craig	110	110	0	0	0	0	0
Creek	81	81	0	0	0	0	0
Custer	3	3	0	0	0	0	0
Delaware	42	42	0	0	0	0	0
Dewey	1	1	0	0	0	0	0
Garfield	7	7	0	0	0	0	0
Garvin	1	1	0	0	0	0	0
Grady	4	4	0	0	0	0	0
Haskell	4	4	0	0	0	0	0

Notes: The same client may be counted in more than one category, e.g., clients can receive services under more than one contract source, in more than one "County of Residence," or may have multiple "Other Indicators." Please see Definition page for other considerations.

Oklahoma Department of Mental Health and Substance Abuse Services

Counts of Admitted Clients Served by Funding Source for Each Agency During FY1993

EASTERN STATE HOSPITAL

	Funding Source						
	Total	Mental Health	Substance Abuse	Domestic Violence	Residential Care	Medicaid	Other
Jackson	4	4	0	0	0	0	0
Jefferson	1	1	0	0	0	0	0
Johnston	3	3	0	0	0	0	0
Kay	43	43	0	0	0	0	0
LeFlore	8	8	0	0	0	0	0
Lincoln	1	1	0	0	0	0	0
Logan	2	2	0	0	0	0	0
Love	2	2	0	0	0	0	0
Marshall	6	6	0	0	0	0	0
Mayes	73	73	0	0	0	0	0
McCurtain	5	5	0	0	0	0	0
McIntosh	23	23	0	0	0	0	0
Murray	3	3	0	0	0	0	0
Muskogee	168	168	0	0	0	0	0
Noble	6	6	0	0	0	0	0
Nowata	8	8	0	0	0	0	0
Okfuskee	5	5	0	0	0	0	0
Oklahoma	72	72	0	0	0	0	0
Okmulgee	59	59	0	0	0	0	0
Osage	23	23	0	0	0	0	0
Ottawa	84	84	0	0	0	0	0
Pawnee	14	14	0	0	0	0	0
Payne	44	44	0	0	0	0	0
Pittsburgh	3	3	0	0	0	0	0
Pontotoc	2	2	0	0	0	0	0
Pottawatomie	5	5	0	0	0	0	0
Pushmataha	1	1	0	0	0	0	0
Rogers	75	75	0	0	0	0	0
Seminole	2	2	0	0	0	0	0
Sequoyah	52	52	0	0	0	0	0
Stephens	3	3	0	0	0	0	0
Tillman	1	1	0	0	0	0	0
Tulsa	795	795	0	0	0	0	0
Wagoner	24	24	0	0	0	0	0
Washington	50	50	0	0	0	0	0
Washita	1	1	0	0	0	0	0
Woods	1	1	0	0	0	0	0
Woodward	2	2	0	0	0	0	0
Out of State/Unknown	60	60	0	0	0	0	0
Other Indicators							
Deaf and Hearing Impaired	24	24	0	0	0	0	0
Dual Diagnosis	784	784	0	0	0	0	0
Homeless	250	250	0	0	0	0	0
SMI (If ever)	1,584	1,584	0	0	0	0	0

Notes: The same client may be counted in more than one category, e.g., clients can receive services under more than one contract source, in more than one "County of Residence," or may have multiple "Other Indicators." Please see Definition page for other considerations.

Oklahoma Department of Mental Health and Substance Abuse Services

Counts of Admitted Clients Served by Funding Source for Each Agency During FY1993

EDMOND FAMILY SERVICES, INC.

	Total	Funding Source					
		Mental Health	Substance Abuse	Domestic Violence	Residential Care	Medicaid	Other
Total							
Unduplicated Count	189	0	189	0	0	0	0
Sex							
Female	108	0	108	0	0	0	0
Male	81	0	81	0	0	0	0
Age							
05-17	52	0	52	0	0	0	0
18-20	32	0	32	0	0	0	0
21-24	21	0	21	0	0	0	0
25-34	42	0	42	0	0	0	0
35-44	25	0	25	0	0	0	0
45-54	14	0	14	0	0	0	0
55-64	3	0	3	0	0	0	0
Race							
White	173	0	173	0	0	0	0
Black	7	0	7	0	0	0	0
Native American	1	0	1	0	0	0	0
Hispanic	7	0	7	0	0	0	0
Asian	1	0	1	0	0	0	0
Presenting Problem/Diagnosis							
	107	0	107	0	0	0	0
Social Conditions	82	0	82	0	0	0	0
County of Residence							
Garvin	1	0	1	0	0	0	0
McClain	2	0	2	0	0	0	0
Oklahoma	184	0	184	0	0	0	0
Wagoner	2	0	2	0	0	0	0
Other Indicators							
Dual Diagnosis	2	0	2	0	0	0	0
Homeless	1	0	1	0	0	0	0
SED (6-17)	1	0	1	0	0	0	0
SMI (If ever)	12	0	12	0	0	0	0

Notes: The same client may be counted in more than one category, e.g., clients can receive services under more than one contract source, in more than one "County of Residence," or may have multiple "Other Indicators." Please see Definition page for other considerations.

Oklahoma Department of Mental Health and Substance Abuse Services

Counts of Admitted Clients Served by Funding Source for Each Agency During FY1993

EDNA LEE'S RESIDENTIAL CARE

		Funding Source						
		Total	Mental Health	Substance Abuse	Domestic Violence	Residential Care	Medicaid	Other
Total	Unduplicated Count	69	0	0	0	69	0	0
Sex	Female	36	0	0	0	36	0	0
	Male	33	0	0	0	33	0	0
Age	18-20	1	0	0	0	1	0	0
	21-24	1	0	0	0	1	0	0
	25-34	8	0	0	0	8	0	0
	35-44	10	0	0	0	10	0	0
	45-54	12	0	0	0	12	0	0
	55-64	21	0	0	0	21	0	0
	65-74	7	0	0	0	7	0	0
	75-84	7	0	0	0	7	0	0
	85+	2	0	0	0	2	0	0
Race	White	56	0	0	0	56	0	0
	Black	5	0	0	0	5	0	0
	Native American	4	0	0	0	4	0	0
	Hispanic	4	0	0	0	4	0	0
Presenting Problem/Diagnosis		13	0	0	0	13	0	0
	Social Conditions	46	0	0	0	46	0	0
	Deferred/No Diagnosis	10	0	0	0	10	0	0
County of Residence	Craig	69	0	0	0	69	0	0
Other Indicators	SMI (If ever)	62	0	0	0	62	0	0

Notes: The same client may be counted in more than one category, e.g., clients can receive services under more than one contract source, in more than one "County of Residence," or may have multiple "Other Indicators." Please see Definition page for other considerations.

Oklahoma Department of Mental Health and Substance Abuse Services

Counts of Admitted Clients Served by Funding Source for Each Agency During FY1993

EDWIN FAIR CMHC

	Total	Funding Source					
		Mental Health	Substance Abuse	Domestic Violence	Residential Care	Medicaid	Other
Total							
Unduplicated Count	1,740	1,648	132	0	0	0	143
Sex							
Female	983	931	131	0	0	0	49
Male	757	717	1	0	0	0	94
Age							
0-04	22	22	0	0	0	0	0
05-17	257	248	0	0	0	0	16
18-20	80	77	9	0	0	0	8
21-24	121	117	4	0	0	0	8
25-34	445	399	54	0	0	0	59
35-44	422	402	38	0	0	0	35
45-54	217	210	20	0	0	0	11
55-64	93	90	6	0	0	0	4
65-74	59	59	1	0	0	0	1
75-84	19	19	0	0	0	0	1
85+	5	5	0	0	0	0	0
Race							
White	1,508	1,425	117	0	0	0	126
Black	54	54	1	0	0	0	3
Native American	136	127	13	0	0	0	12
Hispanic	38	38	1	0	0	0	2
Asian	4	4	0	0	0	0	0
Presenting Problem/Diagnosis							
	1,475	1,393	120	0	0	0	129
Social Conditions	218	213	10	0	0	0	5
Deferred/No Diagnosis	47	42	2	0	0	0	9
County of Residence							
Cimarron	1	1	0	0	0	0	0
Creek	1	1	0	0	0	0	0
Custer	1	1	0	0	0	0	0
Garfield	5	5	0	0	0	0	0
Grant	3	3	0	0	0	0	0
Harper	1	1	0	0	0	0	0
Johnston	1	1	0	0	0	0	0
Kay	887	821	66	0	0	0	105
Kingfisher	2	2	0	0	0	0	0
Kiowa	1	1	0	0	0	0	0
Lincoln	7	7	1	0	0	0	0
Logan	2	2	0	0	0	0	0
Muskogee	1	1	0	0	0	0	0
Noble	103	98	12	0	0	0	6
Nowata	1	1	0	0	0	0	1
Okmulgee	2	2	1	0	0	0	0
Osage	180	173	13	0	0	0	15
Ottawa	1	1	0	0	0	0	0
Pawnee	69	68	6	0	0	0	2
Payne	457	446	31	0	0	0	13
Pushmataha	1	0	0	0	0	0	1
Rogers	1	1	0	0	0	0	0

Notes: The same client may be counted in more than one category, e.g., clients can receive services under more than one contract source, in more than one "County of Residence," or may have multiple "Other Indicators." Please see Definition page for other considerations.

Oklahoma Department of Mental Health and Substance Abuse Services
Counts of Admitted Clients Served by Funding Source for Each Agency During FY1993
EDWIN FAIR CMHC

	Funding Source						
	Total	Mental Health	Substance Abuse	Domestic Violence	Residential Care	Medicaid	Other
Tulsa	1	1	0	0	0	0	0
Washington	2	2	1	0	0	0	0
Woods	2	2	0	0	0	0	0
Out of State/Unknown	7	6	1	0	0	0	0
Other Indicators							
Deaf and Hearing Impaired	6	5	1	0	0	0	0
Dual Diagnosis	218	195	60	0	0	0	28
Homeless	67	63	7	0	0	0	3
SED (6-17)	54	52	0	0	0	0	4
SMI (If ever)	747	728	59	0	0	0	45

Notes: The same client may be counted in more than one category, e.g., clients can receive services under more than one contract source, in more than one "County of Residence," or may have multiple "Other Indicators." Please see Definition page for other considerations.

Oklahoma Department of Mental Health and Substance Abuse Services

Counts of Admitted Clients Served by Funding Source for Each Agency During FY1993

ELM TREE HOUSE

	Total	Funding Source					
		Mental Health	Substance Abuse	Domestic Violence	Residential Care	Medicaid	Other
Total							
Unduplicated Count	16	0	0	0	16	0	0
Sex							
Female	9	0	0	0	9	0	0
Male	7	0	0	0	7	0	0
Age							
35-44	3	0	0	0	3	0	0
45-54	3	0	0	0	3	0	0
55-64	6	0	0	0	6	0	0
65-74	4	0	0	0	4	0	0
Race							
White	11	0	0	0	11	0	0
Black	5	0	0	0	5	0	0
Presenting Problem/Diagnosis							
	1	0	0	0	1	0	0
Social Conditions	15	0	0	0	15	0	0
County of Residence							
Oklahoma	15	0	0	0	15	0	0
Wagoner	1	0	0	0	1	0	0
Other Indicators							
SMI (If ever)	12	0	0	0	12	0	0

Notes: The same client may be counted in more than one category, e.g., clients can receive services under more than one contract source, in more than one "County of Residence," or may have multiple "Other Indicators." Please see Definition page for other considerations.

Oklahoma Department of Mental Health and Substance Abuse Services

Counts of Admitted Clients Served by Funding Source for Each Agency During FY1993

FAIR OAKS

		Funding Source						
		Total	Mental Health	Substance Abuse	Domestic Violence	Residential Care	Medicaid Other	
Total	Unduplicated Count	18	0	0	0	18	0	0
Sex	Male	18	0	0	0	18	0	0
Age	21-24	1	0	0	0	1	0	0
	25-34	5	0	0	0	5	0	0
	35-44	4	0	0	0	4	0	0
	45-54	5	0	0	0	5	0	0
	55-64	2	0	0	0	2	0	0
	65-74	1	0	0	0	1	0	0
Race	White	15	0	0	0	15	0	0
	Native American	3	0	0	0	3	0	0
Presenting Problem/Diagnosis	Social Conditions	18	0	0	0	18	0	0
County of Residence	Choctaw	1	0	0	0	1	0	0
	Cotton	4	0	0	0	4	0	0
	Craig	3	0	0	0	3	0	0
	Delaware	2	0	0	0	2	0	0
	Mayes	6	0	0	0	6	0	0
	Rogers	1	0	0	0	1	0	0
	Sequoyah	1	0	0	0	1	0	0
Other Indicators	SMI (If ever)	17	0	0	0	17	0	0

Notes: The same client may be counted in more than one category, e.g., clients can receive services under more than one contract source, in more than one "County of Residence," or may have multiple "Other Indicators." Please see Definition page for other considerations.

Oklahoma Department of Mental Health and Substance Abuse Services

Counts of Admitted Clients Served by Funding Source for Each Agency During FY1993

FAMILY CRISIS & COUNSELING CTR

	Total	Funding Source					
		Mental Health	Substance Abuse	Domestic Violence	Residential Care	Medicaid	Other
Total							
Unduplicated Count	779	0	0	779	0	0	0
Sex							
Female	571	0	0	571	0	0	0
Male	208	0	0	208	0	0	0
Age							
0-04	93	0	0	93	0	0	0
05-17	176	0	0	176	0	0	0
18-20	50	0	0	50	0	0	0
21-24	93	0	0	93	0	0	0
25-34	216	0	0	216	0	0	0
35-44	105	0	0	105	0	0	0
45-54	29	0	0	29	0	0	0
55-64	11	0	0	11	0	0	0
65-74	3	0	0	3	0	0	0
85+	3	0	0	3	0	0	0
Race							
White	549	0	0	549	0	0	0
Black	74	0	0	74	0	0	0
Native American	137	0	0	137	0	0	0
Hispanic	19	0	0	19	0	0	0
Presenting Problem/Diagnosis							
Social Conditions	776	0	0	776	0	0	0
Deferred/No Diagnosis	3	0	0	3	0	0	0
County of Residence							
Cleveland	1	0	0	1	0	0	0
Comanche	1	0	0	1	0	0	0
Kay	2	0	0	2	0	0	0
Logan	3	0	0	3	0	0	0
Mayes	1	0	0	1	0	0	0
McCurtain	3	0	0	3	0	0	0
Nowata	23	0	0	23	0	0	0
Okfuskee	2	0	0	2	0	0	0
Oklahoma	6	0	0	6	0	0	0
Okmulgee	3	0	0	3	0	0	0
Osage	37	0	0	37	0	0	0
Payne	1	0	0	1	0	0	0
Rogers	1	0	0	1	0	0	0
Seminole	1	0	0	1	0	0	0
Tulsa	25	0	0	25	0	0	0
Wagoner	6	0	0	6	0	0	0
Washington	655	0	0	655	0	0	0
Out of State/Unknown	8	0	0	8	0	0	0
Other Indicators							
Deaf and Hearing Impaired	3	0	0	3	0	0	0
Dual Diagnosis	8	0	0	8	0	0	0
Homeless	136	0	0	136	0	0	0
SMI (If ever)	68	0	0	68	0	0	0

Notes: The same client may be counted in more than one category, e.g., clients can receive services under more than one contract source, in more than one "County of Residence," or may have multiple "Other Indicators." Please see Definition page for other considerations.

Oklahoma Department of Mental Health and Substance Abuse Services

Counts of Admitted Clients Served by Funding Source for Each Agency During FY1993

FAMILY CRISIS CTR, INC.

	Total	Funding Source					Other
		Mental Health	Substance Abuse	Domestic Violence	Residential Care	Medicaid	
Total							
Unduplicated Count	388	0	0	387	0	0	45
Sex							
Female	285	0	0	284	0	0	35
Male	103	0	0	103	0	0	10
Age							
0-04	55	0	0	55	0	0	10
05-17	88	0	0	88	0	0	12
18-20	14	0	0	14	0	0	0
21-24	46	0	0	46	0	0	0
25-34	107	0	0	106	0	0	14
35-44	57	0	0	57	0	0	6
45-54	15	0	0	15	0	0	1
55-64	2	0	0	2	0	0	1
65-74	2	0	0	2	0	0	1
75-84	1	0	0	1	0	0	0
85+	1	0	0	1	0	0	0
Race							
White	261	0	0	260	0	0	33
Black	23	0	0	23	0	0	0
Native American	95	0	0	95	0	0	11
Hispanic	9	0	0	9	0	0	1
Presenting Problem/Diagnosis							
	1	0	0	1	0	0	0
Social Conditions	387	0	0	386	0	0	1
Deferred/No Diagnosis	44	0	0	0	0	0	44
County of Residence							
Atoka	1	0	0	1	0	0	0
Carter	56	0	0	56	0	0	9
Cherokee	5	0	0	5	0	0	0
Choctaw	10	0	0	10	0	0	0
Cleveland	3	0	0	3	0	0	0
Coal	7	0	0	7	0	0	0
Garvin	14	0	0	14	0	0	1
Hughes	4	0	0	4	0	0	0
Jefferson	1	0	0	1	0	0	0
Johnston	20	0	0	20	0	0	3
LeFlore	5	0	0	5	0	0	4
Lincoln	3	0	0	3	0	0	0
Love	3	0	0	3	0	0	0
Marshall	1	0	0	1	0	0	0
Murray	8	0	0	8	0	0	0
Oklahoma	6	0	0	6	0	0	0
Payne	1	0	0	1	0	0	0
Pittsburgh	8	0	0	8	0	0	0
Pontotoc	188	0	0	187	0	0	18
Pottawatomie	9	0	0	9	0	0	0
Seminole	20	0	0	20	0	0	4
Stephens	7	0	0	7	0	0	0
Out of State/Unknown	8	0	0	8	0	0	6

Notes: The same client may be counted in more than one category, e.g., clients can receive services under more than one contract source, in more than one "County of Residence," or may have multiple "Other Indicators." Please see Definition page for other considerations.

Oklahoma Department of Mental Health and Substance Abuse Services
Counts of Admitted Clients Served by Funding Source for Each Agency During FY1993
FAMILY CRISIS CTR, INC.

	Funding Source						
	Total	Mental Health	Substance Abuse	Domestic Violence	Residential Care	Medicaid	Other
Other Indicators							
Deaf and Hearing Impaired	1	0	0	1	0	0	0
Homeless	38	0	0	37	0	0	6
SMI (If ever)	32	0	0	32	0	0	3

Notes: The same client may be counted in more than one category, e.g., clients can receive services under more than one contract source, in more than one "County of Residence," or may have multiple "Other Indicators." Please see Definition page for other considerations.

Oklahoma Department of Mental Health and Substance Abuse Services

Counts of Admitted Clients Served by Funding Source for Each Agency During FY1993

FAMILY MH CTR

	Total	Funding Source					
		Mental Health	Substance Abuse	Domestic Violence	Residential Care	Medicaid	Other
Total							
Unduplicated Count	842	842	0	0	0	0	0
Sex							
Female	503	503	0	0	0	0	0
Male	339	339	0	0	0	0	0
Age							
0-04	19	19	0	0	0	0	0
05-17	64	64	0	0	0	0	0
18-20	18	18	0	0	0	0	0
21-24	39	39	0	0	0	0	0
25-34	205	205	0	0	0	0	0
35-44	226	226	0	0	0	0	0
45-54	153	153	0	0	0	0	0
55-64	86	86	0	0	0	0	0
65-74	29	29	0	0	0	0	0
75-84	3	3	0	0	0	0	0
Race							
White	728	728	0	0	0	0	0
Black	68	68	0	0	0	0	0
Native American	25	25	0	0	0	0	0
Hispanic	12	12	0	0	0	0	0
Asian	9	9	0	0	0	0	0
Presenting Problem/Diagnosis							
	761	761	0	0	0	0	0
Social Conditions	28	28	0	0	0	0	0
Deferred/No Diagnosis	53	53	0	0	0	0	0
County of Residence							
Cotton	3	3	0	0	0	0	0
Craig	1	1	0	0	0	0	0
Okmulgee	1	1	0	0	0	0	0
Osage	1	1	0	0	0	0	0
Rogers	1	1	0	0	0	0	0
Tulsa	835	835	0	0	0	0	0
Other Indicators							
Deaf and Hearing Impaired	9	9	0	0	0	0	0
Dual Diagnosis	104	104	0	0	0	0	0
Homeless	37	37	0	0	0	0	0
SED (6-17)	41	41	0	0	0	0	0
SMI (If ever)	621	621	0	0	0	0	0

Notes: The same client may be counted in more than one category, e.g., clients can receive services under more than one contract source, in more than one "County of Residence," or may have multiple "Other Indicators." Please see Definition page for other considerations.

Oklahoma Department of Mental Health and Substance Abuse Services

Counts of Admitted Clients Served by Funding Source for Each Agency During FY1993

FAMILY SHELTER

		Funding Source						
		Total	Mental Health	Substance Abuse	Domestic Violence	Residential Care	Medicaid	Other
Total	Unduplicated Count	17	0	0	17	0	0	0
Sex	Female	16	0	0	16	0	0	0
	Male	1	0	0	1	0	0	0
Age	0-04	1	0	0	1	0	0	0
	05-17	1	0	0	1	0	0	0
	18-20	2	0	0	2	0	0	0
	21-24	3	0	0	3	0	0	0
	25-34	9	0	0	9	0	0	0
	55-64	1	0	0	1	0	0	0
Race	White	12	0	0	12	0	0	0
	Black	3	0	0	3	0	0	0
	Native American	1	0	0	1	0	0	0
	Hispanic	1	0	0	1	0	0	0
Presenting Problem/Diagnosis	Social Conditions	16	0	0	16	0	0	0
	Deferred/No Diagnosis	1	0	0	1	0	0	0
County of Residence	Carter	16	0	0	16	0	0	0
	Love	1	0	0	1	0	0	0
Other Indicators	Homeless	6	0	0	6	0	0	0
	SMI (If ever)	1	0	0	1	0	0	0

Notes: The same client may be counted in more than one category, e.g., clients can receive services under more than one contract source, in more than one "County of Residence," or may have multiple "Other Indicators." Please see Definition page for other considerations.

Oklahoma Department of Mental Health and Substance Abuse Services

Counts of Admitted Clients Served by Funding Source for Each Agency During FY1993

FT. SUPPLY AL/DG TX CTR

	Total	Funding Source					
		Mental Health	Substance Abuse	Domestic Violence	Residential Care	Medicaid	Other
Total							
Unduplicated Count	603	0	603	0	0	0	0
Sex							
Male	603	0	603	0	0	0	0
Age							
18-20	4	0	4	0	0	0	0
21-24	42	0	42	0	0	0	0
25-34	242	0	242	0	0	0	0
35-44	190	0	190	0	0	0	0
45-54	97	0	97	0	0	0	0
55-64	24	0	24	0	0	0	0
65-74	3	0	3	0	0	0	0
75-84	1	0	1	0	0	0	0
Race							
White	425	0	425	0	0	0	0
Black	67	0	67	0	0	0	0
Native American	90	0	90	0	0	0	0
Hispanic	20	0	20	0	0	0	0
Asian	1	0	1	0	0	0	0
Presenting Problem/Diagnosis							
	599	0	599	0	0	0	0
Social Conditions	4	0	4	0	0	0	0
Deferred/No Diagnosis	8	0	8	0	0	0	0
County of Residence							
Adair	1	0	1	0	0	0	0
Alfalfa	6	0	6	0	0	0	0
Atoka	3	0	3	0	0	0	0
Beaver	1	0	1	0	0	0	0
Beckham	9	0	9	0	0	0	0
Blaine	3	0	3	0	0	0	0
Bryan	3	0	3	0	0	0	0
Caddo	8	0	8	0	0	0	0
Canadian	8	0	8	0	0	0	0
Carter	4	0	4	0	0	0	0
Choctaw	2	0	2	0	0	0	0
Cimarron	1	0	1	0	0	0	0
Cleveland	22	0	22	0	0	0	0
Coal	2	0	2	0	0	0	0
Comanche	44	0	44	0	0	0	0
Cotton	2	0	2	0	0	0	0
Craig	1	0	1	0	0	0	0
Creek	3	0	3	0	0	0	0
Custer	28	0	28	0	0	0	0
Delaware	2	0	2	0	0	0	0
Dewey	2	0	2	0	0	0	0
Ellis	6	0	6	0	0	0	0
Garfield	61	0	61	0	0	0	0
Grady	3	0	3	0	0	0	0
Grant	2	0	2	0	0	0	0
Greer	3	0	3	0	0	0	0

Notes: The same client may be counted in more than one category, e.g., clients can receive services under more than one contract source, in more than one "County of Residence," or may have multiple "Other Indicators." Please see Definition page for other considerations.

Oklahoma Department of Mental Health and Substance Abuse Services

Counts of Admitted Clients Served by Funding Source for Each Agency During FY1993

FT. SUPPLY AL/DG TX CTR

	Funding Source						
	Total	Mental Health	Substance Abuse	Domestic Violence	Residential Care	Medicaid	Other
Jackson	4	0	4	0	0	0	0
Jefferson	1	0	1	0	0	0	0
Johnston	1	0	1	0	0	0	0
Kay	6	0	6	0	0	0	0
Kingfisher	1	0	1	0	0	0	0
Kiowa	3	0	3	0	0	0	0
Latimer	1	0	1	0	0	0	0
LeFlore	4	0	4	0	0	0	0
Logan	1	0	1	0	0	0	0
Major	6	0	6	0	0	0	0
Mayes	1	0	1	0	0	0	0
McClain	1	0	1	0	0	0	0
Muskogee	11	0	11	0	0	0	0
Okfuskee	7	0	7	0	0	0	0
Oklahoma	104	0	104	0	0	0	0
Okmulgee	1	0	1	0	0	0	0
Osage	2	0	2	0	0	0	0
Ottawa	1	0	1	0	0	0	0
Payne	2	0	2	0	0	0	0
Pittsburgh	65	0	65	0	0	0	0
Pontotoc	1	0	1	0	0	0	0
Pottawatomie	3	0	3	0	0	0	0
Roger Mills	1	0	1	0	0	0	0
Seminole	1	0	1	0	0	0	0
Sequoyah	4	0	4	0	0	0	0
Stephens	12	0	12	0	0	0	0
Texas	5	0	5	0	0	0	0
Tillman	6	0	6	0	0	0	0
Tulsa	47	0	47	0	0	0	0
Washington	2	0	2	0	0	0	0
Washita	4	0	4	0	0	0	0
Woods	2	0	2	0	0	0	0
Woodward	61	0	61	0	0	0	0
Out of State/Unknown	1	0	1	0	0	0	0
Other Indicators							
Deaf and Hearing Impaired	3	0	3	0	0	0	0
Homeless	17	0	17	0	0	0	0
SMI (If ever)	106	0	106	0	0	0	0

Notes: The same client may be counted in more than one category, e.g., clients can receive services under more than one contract source, in more than one "County of Residence," or may have multiple "Other Indicators." Please see Definition page for other considerations.

Oklahoma Department of Mental Health and Substance Abuse Services

Counts of Admitted Clients Served by Funding Source for Each Agency During FY1993

GATEWAY TO PREVENTION/RECOVERY

	Total	Funding Source					Other
		Mental Health	Substance Abuse	Domestic Violence	Residential Care	Medicaid	
Total							
Unduplicated Count	238	0	237	0	0	0	14
Sex							
Female	102	0	101	0	0	0	9
Male	136	0	136	0	0	0	5
Age							
05-17	49	0	48	0	0	0	1
18-20	10	0	10	0	0	0	2
21-24	16	0	16	0	0	0	0
25-34	78	0	78	0	0	0	4
35-44	63	0	63	0	0	0	5
45-54	18	0	18	0	0	0	2
55-64	4	0	4	0	0	0	0
Race							
White	179	0	178	0	0	0	12
Black	9	0	9	0	0	0	2
Native American	43	0	43	0	0	0	0
Hispanic	7	0	7	0	0	0	0
Presenting Problem/Diagnosis							
	149	0	149	0	0	0	0
Social Conditions	89	0	88	0	0	0	1
Deferred/No Diagnosis	57	0	45	0	0	0	13
County of Residence							
Cleveland	3	0	3	0	0	0	0
Lincoln	15	0	15	0	0	0	0
Love	1	0	1	0	0	0	0
Oklahoma	10	0	10	0	0	0	1
Pontotoc	2	0	2	0	0	0	0
Pottawatomie	200	0	199	0	0	0	12
Seminole	7	0	7	0	0	0	1
Other Indicators							
Deaf and Hearing Impaired	1	0	1	0	0	0	0
Dual Diagnosis	7	0	7	0	0	0	0
Homeless	3	0	3	0	0	0	0
SMI (If ever)	17	0	17	0	0	0	2

Notes: The same client may be counted in more than one category, e.g., clients can receive services under more than one contract source, in more than one "County of Residence," or may have multiple "Other Indicators." Please see Definition page for other considerations.

Oklahoma Department of Mental Health and Substance Abuse Services

Counts of Admitted Clients Served by Funding Source for Each Agency During FY1993

GRAND LAKE M.H.C.

	Total	Funding Source					
		Mental Health	Substance Abuse	Domestic Violence	Residential Care	Medicaid	Other
Total							
Unduplicated Count	2,228	2,228	0	0	0	0	0
Sex							
Female	1,289	1,289	0	0	0	0	0
Male	939	939	0	0	0	0	0
Age							
0-04	5	5	0	0	0	0	0
05-17	244	244	0	0	0	0	0
18-20	72	72	0	0	0	0	0
21-24	141	141	0	0	0	0	0
25-34	506	506	0	0	0	0	0
35-44	511	511	0	0	0	0	0
45-54	371	371	0	0	0	0	0
55-64	217	217	0	0	0	0	0
65-74	122	122	0	0	0	0	0
75-84	38	38	0	0	0	0	0
85+	1	1	0	0	0	0	0
Race							
White	1,842	1,842	0	0	0	0	0
Black	93	93	0	0	0	0	0
Native American	272	272	0	0	0	0	0
Hispanic	20	20	0	0	0	0	0
Asian	1	1	0	0	0	0	0
Presenting Problem/Diagnosis							
	2,061	2,061	0	0	0	0	0
Social Conditions	154	154	0	0	0	0	0
Deferred/No Diagnosis	13	13	0	0	0	0	0
County of Residence							
Bryan	1	1	0	0	0	0	0
Cleveland	1	1	0	0	0	0	0
Craig	416	416	0	0	0	0	0
Delaware	248	248	0	0	0	0	0
Major	2	2	0	0	0	0	0
Marshall	2	2	0	0	0	0	0
Mayes	319	319	0	0	0	0	0
Nowata	61	61	0	0	0	0	0
Okfuskee	6	6	0	0	0	0	0
Okmulgee	2	2	0	0	0	0	0
Osage	15	15	0	0	0	0	0
Ottawa	278	278	0	0	0	0	0
Rogers	530	530	0	0	0	0	0
Sequoyah	1	1	0	0	0	0	0
Tulsa	2	2	0	0	0	0	0
Washington	337	337	0	0	0	0	0
Out of State/Unknown	7	7	0	0	0	0	0
Other Indicators							
Deaf and Hearing Impaired	12	12	0	0	0	0	0
Dual Diagnosis	339	339	0	0	0	0	0
Homeless	34	34	0	0	0	0	0
SED (6-17)	41	41	0	0	0	0	0

Notes: The same client may be counted in more than one category, e.g., clients can receive services under more than one contract source, in more than one "County of Residence," or may have multiple "Other Indicators." Please see Definition page for other considerations.

Oklahoma Department of Mental Health and Substance Abuse Services
 Counts of Admitted Clients Served by Funding Source for Each Agency During FY1993
GRAND LAKE M.H.C.

	Total	Funding Source					
		Mental Health	Substance Abuse	Domestic Violence	Residential Care	Medicaid	Other
SMI (If ever)	1,261	1,261	0	0	0	0	0

Notes: The same client may be counted in more than one category, e.g., clients can receive services under more than one contract source, in more than one "County of Residence," or may have multiple "Other Indicators." Please see Definition page for other considerations.

Oklahoma Department of Mental Health and Substance Abuse Services

Counts of Admitted Clients Served by Funding Source for Each Agency During FY1993

GREEN ACRES

	Total	Funding Source					
		Mental Health	Substance Abuse	Domestic Violence	Residential Care	Medicaid	Other
Total							
Unduplicated Count	24	0	0	0	24	0	0
Sex							
Female	12	0	0	0	12	0	0
Male	12	0	0	0	12	0	0
Age							
18-20	1	0	0	0	1	0	0
25-34	2	0	0	0	2	0	0
35-44	4	0	0	0	4	0	0
45-54	10	0	0	0	10	0	0
55-64	5	0	0	0	5	0	0
65-74	2	0	0	0	2	0	0
Race							
White	20	0	0	0	20	0	0
Black	3	0	0	0	3	0	0
Native American	1	0	0	0	1	0	0
Presenting Problem/Diagnosis							
	1	0	0	0	1	0	0
Social Conditions	19	0	0	0	19	0	0
Deferred/No Diagnosis	4	0	0	0	4	0	0
County of Residence							
Cherokee	15	0	0	0	15	0	0
Delaware	9	0	0	0	9	0	0
Other Indicators							
Deaf and Hearing Impaired	1	0	0	0	1	0	0
Dual Diagnosis	1	0	0	0	1	0	0
SMI (If ever)	24	0	0	0	24	0	0

Notes: The same client may be counted in more than one category, e.g., clients can receive services under more than one contract source, in more than one "County of Residence," or may have multiple "Other Indicators." Please see Definition page for other considerations.

Oklahoma Department of Mental Health and Substance Abuse Services

Counts of Admitted Clients Served by Funding Source for Each Agency During FY1993

GREEN COUNTRY BEHAVIORAL HEALTH SERVICES

	Total	Funding Source					
		Mental Health	Substance Abuse	Domestic Violence	Residential Care	Medicaid	Other
Total							
Unduplicated Count	2,014	2,013	1	0	0	0	0
Sex							
Female	1,136	1,135	0	0	0	0	0
Male	878	878	1	0	0	0	0
Age							
0-04	43	43	0	0	0	0	0
05-17	279	279	0	0	0	0	0
18-20	86	86	0	0	0	0	0
21-24	143	143	0	0	0	0	0
25-34	499	498	0	0	0	0	0
35-44	438	438	0	0	0	0	0
45-54	261	261	0	0	0	0	0
55-64	149	149	1	0	0	0	0
65-74	65	65	0	0	0	0	0
75-84	36	36	0	0	0	0	0
85+	15	15	0	0	0	0	0
Race							
White	1,554	1,553	1	0	0	0	0
Black	276	276	0	0	0	0	0
Native American	165	165	0	0	0	0	0
Hispanic	16	16	0	0	0	0	0
Asian	3	3	0	0	0	0	0
Presenting Problem/Diagnosis							
	1,177	1,177	1	0	0	0	0
Social Conditions	341	341	0	0	0	0	0
Deferred/No Diagnosis	496	495	0	0	0	0	0
County of Residence							
Cherokee	2	2	0	0	0	0	0
Coal	1	1	0	0	0	0	0
Haskell	1	1	0	0	0	0	0
Hughes	1	1	0	0	0	0	0
McCurtain	2	2	0	0	0	0	0
McIntosh	273	273	0	0	0	0	0
Muskogee	1,706	1,705	1	0	0	0	0
Okfuskee	2	2	0	0	0	0	0
Okmulgee	2	2	0	0	0	0	0
Osage	6	6	0	0	0	0	0
Pittsburgh	12	12	0	0	0	0	0
Roger Mills	1	1	0	0	0	0	0
Tulsa	1	1	0	0	0	0	0
Wagoner	3	3	0	0	0	0	0
Out of State/Unknown	1	1	0	0	0	0	0
Other Indicators							
Deaf and Hearing Impaired	8	8	0	0	0	0	0
Dual Diagnosis	244	244	0	0	0	0	0
Homeless	52	52	0	0	0	0	0
SED (6-17)	57	57	0	0	0	0	0
SMI (If ever)	967	967	1	0	0	0	0

Notes: The same client may be counted in more than one category, e.g., clients can receive services under more than one contract source, in more than one "County of Residence," or may have multiple "Other Indicators." Please see Definition page for other considerations.

Oklahoma Department of Mental Health and Substance Abuse Services

Counts of Admitted Clients Served by Funding Source for Each Agency During FY1993

GRIFFIN MEMORIAL HOSPITAL

	Total	Funding Source					
		Mental Health	Substance Abuse	Domestic Violence	Residential Care	Medicaid	Other
Total							
Unduplicated Count	1,639	1,639	0	0	0	0	0
Sex							
Female	690	690	0	0	0	0	0
Male	949	949	0	0	0	0	0
Age							
05-17	1	1	0	0	0	0	0
18-20	65	65	0	0	0	0	0
21-24	165	165	0	0	0	0	0
25-34	489	489	0	0	0	0	0
35-44	490	490	0	0	0	0	0
45-54	245	245	0	0	0	0	0
55-64	118	118	0	0	0	0	0
65-74	41	41	0	0	0	0	0
75-84	20	20	0	0	0	0	0
85+	5	5	0	0	0	0	0
Race							
White	1,180	1,180	0	0	0	0	0
Black	282	282	0	0	0	0	0
Native American	132	132	0	0	0	0	0
Hispanic	32	32	0	0	0	0	0
Asian	13	13	0	0	0	0	0
Presenting Problem/Diagnosis							
	1,604	1,604	0	0	0	0	0
Social Conditions	11	11	0	0	0	0	0
Deferred/No Diagnosis	24	24	0	0	0	0	0
County of Residence							
Alfalfa	1	1	0	0	0	0	0
Atoka	2	2	0	0	0	0	0
Beckham	1	1	0	0	0	0	0
Blaine	2	2	0	0	0	0	0
Bryan	49	49	0	0	0	0	0
Caddo	6	6	0	0	0	0	0
Canadian	66	66	0	0	0	0	0
Carter	37	37	0	0	0	0	0
Cherokee	2	2	0	0	0	0	0
Choctaw	1	1	0	0	0	0	0
Cleveland	44	44	0	0	0	0	0
Coal	1	1	0	0	0	0	0
Comanche	9	9	0	0	0	0	0
Craig	3	3	0	0	0	0	0
Creek	5	5	0	0	0	0	0
Custer	2	2	0	0	0	0	0
Dewey	1	1	0	0	0	0	0
Garfield	10	10	0	0	0	0	0
Garvin	36	36	0	0	0	0	0
Grady	61	61	0	0	0	0	0
Greer	1	1	0	0	0	0	0
Haskell	1	1	0	0	0	0	0
Hughes	10	10	0	0	0	0	0

Notes: The same client may be counted in more than one category, e.g., clients can receive services under more than one contract source, in more than one "County of Residence," or may have multiple "Other Indicators." Please see Definition page for other considerations.

Oklahoma Department of Mental Health and Substance Abuse Services

Counts of Admitted Clients Served by Funding Source for Each Agency During FY1993

GRIFFIN MEMORIAL HOSPITAL

	Funding Source						
	Total	Mental Health	Substance Abuse	Domestic Violence	Residential Care	Medicaid	Other
Jackson	1	1	0	0	0	0	0
Jefferson	1	1	0	0	0	0	0
Johnston	10	10	0	0	0	0	0
Kay	3	3	0	0	0	0	0
Kiowa	1	1	0	0	0	0	0
Latimer	1	1	0	0	0	0	0
LeFlore	12	12	0	0	0	0	0
Lincoln	23	23	0	0	0	0	0
Logan	9	9	0	0	0	0	0
Love	4	4	0	0	0	0	0
Marshall	10	10	0	0	0	0	0
McClain	4	4	0	0	0	0	0
McCurtain	8	8	0	0	0	0	0
McIntosh	1	1	0	0	0	0	0
Murray	17	17	0	0	0	0	0
Muskogee	7	7	0	0	0	0	0
Noble	2	2	0	0	0	0	0
Nowata	5	5	0	0	0	0	0
Okfuskee	20	20	0	0	0	0	0
Oklahoma	882	882	0	0	0	0	0
Okmulgee	7	7	0	0	0	0	0
Osage	5	5	0	0	0	0	0
Ottawa	2	2	0	0	0	0	0
Pawnee	1	1	0	0	0	0	0
Payne	6	6	0	0	0	0	0
Pittsburgh	4	4	0	0	0	0	0
Pontotoc	51	51	0	0	0	0	0
Pottawatomie	88	88	0	0	0	0	0
Pushmataha	1	1	0	0	0	0	0
Rogers	1	1	0	0	0	0	0
Seminole	37	37	0	0	0	0	0
Stephens	6	6	0	0	0	0	0
Tillman	1	1	0	0	0	0	0
Tulsa	18	18	0	0	0	0	0
Wagoner	3	3	0	0	0	0	0
Washington	2	2	0	0	0	0	0
Washita	1	1	0	0	0	0	0
Woods	1	1	0	0	0	0	0
Woodward	4	4	0	0	0	0	0
Out of State/Unknown	28	28	0	0	0	0	0
Other Indicators							
Deaf and Hearing Impaired	35	35	0	0	0	0	0
Dual Diagnosis	670	670	0	0	0	0	0
Homeless	227	227	0	0	0	0	0
SED (6-17)	1	1	0	0	0	0	0
SMI (If ever)	1,298	1,298	0	0	0	0	0

Notes: The same client may be counted in more than one category, e.g., clients can receive services under more than one contract source, in more than one "County of Residence," or may have multiple "Other Indicators." Please see Definition page for other considerations.

Oklahoma Department of Mental Health and Substance Abuse Services

Counts of Admitted Clients Served by Funding Source for Each Agency During FY1993

HELP-IN-CRISIS, INC.

	Total	Funding Source					
		Mental Health	Substance Abuse	Domestic Violence	Residential Care	Medicaid	Other
Total							
Unduplicated Count	304	0	0	304	0	0	0
Sex							
Female	216	0	0	216	0	0	0
Male	88	0	0	88	0	0	0
Age							
0-04	72	0	0	72	0	0	0
05-17	97	0	0	97	0	0	0
18-20	12	0	0	12	0	0	0
21-24	28	0	0	28	0	0	0
25-34	47	0	0	47	0	0	0
35-44	35	0	0	35	0	0	0
45-54	10	0	0	10	0	0	0
55-64	1	0	0	1	0	0	0
65-74	2	0	0	2	0	0	0
Race							
White	141	0	0	141	0	0	0
Black	20	0	0	20	0	0	0
Native American	122	0	0	122	0	0	0
Hispanic	20	0	0	20	0	0	0
Asian	1	0	0	1	0	0	0
Presenting Problem/Diagnosis							
Social Conditions	303	0	0	303	0	0	0
Deferred/No Diagnosis	1	0	0	1	0	0	0
County of Residence							
Adair	36	0	0	36	0	0	0
Caddo	3	0	0	3	0	0	0
Cherokee	156	0	0	156	0	0	0
Comanche	4	0	0	4	0	0	0
Delaware	5	0	0	5	0	0	0
Kay	5	0	0	5	0	0	0
LeFlore	2	0	0	2	0	0	0
Mayes	3	0	0	3	0	0	0
Muskogee	2	0	0	2	0	0	0
Oklahoma	3	0	0	3	0	0	0
Okmulgee	7	0	0	7	0	0	0
Rogers	1	0	0	1	0	0	0
Sequoyah	26	0	0	26	0	0	0
Texas	3	0	0	3	0	0	0
Tulsa	22	0	0	22	0	0	0
Wagoner	10	0	0	10	0	0	0
Out of State/Unknown	16	0	0	16	0	0	0
Other Indicators							
Deaf and Hearing Impaired	1	0	0	1	0	0	0
Homeless	3	0	0	3	0	0	0
SED (6-17)	1	0	0	1	0	0	0
SMI (If ever)	21	0	0	21	0	0	0

Notes: The same client may be counted in more than one category, e.g., clients can receive services under more than one contract source, in more than one "County of Residence," or may have multiple "Other Indicators." Please see Definition page for other considerations.

Oklahoma Department of Mental Health and Substance Abuse Services

Counts of Admitted Clients Served by Funding Source for Each Agency During FY1993

HIV RESOURCE CONSORTIUM

	Total	Funding Source					
		Mental Health	Substance Abuse	Domestic Violence	Residential Care	Medicaid	Other
Total							
Unduplicated Count	141	0	141	0	0	0	0
Sex							
Female	15	0	15	0	0	0	0
Male	126	0	126	0	0	0	0
Age							
21-24	3	0	3	0	0	0	0
25-34	79	0	79	0	0	0	0
35-44	46	0	46	0	0	0	0
45-54	10	0	10	0	0	0	0
55-64	3	0	3	0	0	0	0
Race							
White	105	0	105	0	0	0	0
Black	19	0	19	0	0	0	0
Native American	12	0	12	0	0	0	0
Hispanic	5	0	5	0	0	0	0
Presenting Problem/Diagnosis							
	14	0	14	0	0	0	0
Social Conditions	64	0	64	0	0	0	0
Deferred/No Diagnosis	63	0	63	0	0	0	0
County of Residence							
Adair	2	0	2	0	0	0	0
Craig	1	0	1	0	0	0	0
Creek	1	0	1	0	0	0	0
Lincoln	1	0	1	0	0	0	0
Mayes	1	0	1	0	0	0	0
Muskogee	1	0	1	0	0	0	0
Nowata	1	0	1	0	0	0	0
Okmulgee	1	0	1	0	0	0	0
Payne	1	0	1	0	0	0	0
Rogers	2	0	2	0	0	0	0
Texas	2	0	2	0	0	0	0
Tulsa	125	0	125	0	0	0	0
Wagoner	1	0	1	0	0	0	0
Washington	1	0	1	0	0	0	0
Other Indicators							
Dual Diagnosis	1	0	1	0	0	0	0
Homeless	13	0	13	0	0	0	0
SMI (If ever)	16	0	16	0	0	0	0

Notes: The same client may be counted in more than one category, e.g., clients can receive services under more than one contract source, in more than one "County of Residence," or may have multiple "Other Indicators." Please see Definition page for other considerations.

Oklahoma Department of Mental Health and Substance Abuse Services

Counts of Admitted Clients Served by Funding Source for Each Agency During FY1993

HOMINY HEALTH SRVCS CTR INC.

	Total	Funding Source					
		Mental Health	Substance Abuse	Domestic Violence	Residential Care	Medicaid	Other
Total							
Unduplicated Count	179	64	129	0	0	0	0
Sex							
Female	122	43	89	0	0	0	0
Male	57	21	40	0	0	0	0
Age							
0-04	1	1	0	0	0	0	0
05-17	39	15	25	0	0	0	0
18-20	10	1	10	0	0	0	0
21-24	11	2	9	0	0	0	0
25-34	47	21	34	0	0	0	0
35-44	43	10	34	0	0	0	0
45-54	13	6	9	0	0	0	0
55-64	9	4	6	0	0	0	0
65-74	5	4	1	0	0	0	0
85+	1	0	1	0	0	0	0
Race							
White	150	58	104	0	0	0	0
Black	2	1	1	0	0	0	0
Native American	27	5	24	0	0	0	0
Presenting Problem/Diagnosis							
	143	41	114	0	0	0	0
Social Conditions	34	22	14	0	0	0	0
Deferred/No Diagnosis	2	1	1	0	0	0	0
County of Residence							
Noble	1	0	1	0	0	0	0
Osage	129	41	97	0	0	0	0
Pawnee	48	23	30	0	0	0	0
Out of State/Unknown	1	0	1	0	0	0	0
Other Indicators							
Dual Diagnosis	15	3	13	0	0	0	0
Homeless	2	1	1	0	0	0	0
SED (6-17)	1	0	1	0	0	0	0
SMI (If ever)	33	16	21	0	0	0	0

Notes: The same client may be counted in more than one category, e.g., clients can receive services under more than one contract source, in more than one "County of Residence," or may have multiple "Other Indicators." Please see Definition page for other considerations.

Oklahoma Department of Mental Health and Substance Abuse Services

Counts of Admitted Clients Served by Funding Source for Each Agency During FY1993

HOPE COMMUNITY SERVICES, INC.

	Total	Funding Source					
		Mental Health	Substance Abuse	Domestic Violence	Residential Care	Medicaid	Other
Total							
Unduplicated Count	936	936	0	0	0	0	0
Sex							
Female	584	584	0	0	0	0	0
Male	352	352	0	0	0	0	0
Age							
05-17	87	87	0	0	0	0	0
18-20	22	22	0	0	0	0	0
21-24	35	35	0	0	0	0	0
25-34	180	180	0	0	0	0	0
35-44	234	234	0	0	0	0	0
45-54	171	171	0	0	0	0	0
55-64	125	125	0	0	0	0	0
65-74	65	65	0	0	0	0	0
75-84	16	16	0	0	0	0	0
85+	1	1	0	0	0	0	0
Race							
White	815	815	0	0	0	0	0
Black	70	70	0	0	0	0	0
Native American	18	18	0	0	0	0	0
Hispanic	22	22	0	0	0	0	0
Asian	11	11	0	0	0	0	0
Presenting Problem/Diagnosis							
	776	776	0	0	0	0	0
Social Conditions	23	23	0	0	0	0	0
Deferred/No Diagnosis	137	137	0	0	0	0	0
County of Residence							
Coal	1	1	0	0	0	0	0
Creek	1	1	0	0	0	0	0
Custer	1	1	0	0	0	0	0
Oklahoma	932	932	0	0	0	0	0
Tulsa	1	1	0	0	0	0	0
Other Indicators							
Deaf and Hearing Impaired	9	9	0	0	0	0	0
Dual Diagnosis	184	184	0	0	0	0	0
Homeless	25	25	0	0	0	0	0
SED (6-17)	44	44	0	0	0	0	0
SMI (If ever)	765	765	0	0	0	0	0

Notes: The same client may be counted in more than one category, e.g., clients can receive services under more than one contract source, in more than one "County of Residence," or may have multiple "Other Indicators." Please see Definition page for other considerations.

Oklahoma Department of Mental Health and Substance Abuse Services

Counts of Admitted Clients Served by Funding Source for Each Agency During FY1993

HOUSE OF HOPE, INC.

		Funding Source						
		Total	Mental Health	Substance Abuse	Domestic Violence	Residential Care	Medicaid	Other
Total	Unduplicated Count	162	0	162	0	0	0	0
Sex	Male	162	0	162	0	0	0	0
Age	18-20	4	0	4	0	0	0	0
	21-24	18	0	18	0	0	0	0
	25-34	66	0	66	0	0	0	0
	35-44	51	0	51	0	0	0	0
	45-54	15	0	15	0	0	0	0
	55-64	6	0	6	0	0	0	0
	65-74	2	0	2	0	0	0	0
Race	White	118	0	118	0	0	0	0
	Black	14	0	14	0	0	0	0
	Native American	27	0	27	0	0	0	0
	Hispanic	3	0	3	0	0	0	0
Presenting Problem/Diagnosis		162	0	162	0	0	0	0
County of Residence	Craig	5	0	5	0	0	0	0
	Creek	3	0	3	0	0	0	0
	Delaware	17	0	17	0	0	0	0
	Garfield	1	0	1	0	0	0	0
	Hughes	1	0	1	0	0	0	0
	LeFlore	1	0	1	0	0	0	0
	Mayes	2	0	2	0	0	0	0
	Muskogee	4	0	4	0	0	0	0
	Nowata	3	0	3	0	0	0	0
	Oklahoma	1	0	1	0	0	0	0
	Okmulgee	1	0	1	0	0	0	0
	Osage	4	0	4	0	0	0	0
	Ottawa	10	0	10	0	0	0	0
	Pawnee	1	0	1	0	0	0	0
	Pittsburgh	2	0	2	0	0	0	0
	Pottawatomie	1	0	1	0	0	0	0
	Rogers	4	0	4	0	0	0	0
	Seminole	1	0	1	0	0	0	0
	Sequoyah	1	0	1	0	0	0	0
	Tulsa	36	0	36	0	0	0	0
	Wagoner	3	0	3	0	0	0	0
	Washington	17	0	17	0	0	0	0
	Out of State/Unknown	43	0	43	0	0	0	0
Other Indicators	Deaf and Hearing Impaired	1	0	1	0	0	0	0
	Dual Diagnosis	1	0	1	0	0	0	0
	Homeless	11	0	11	0	0	0	0
	SMI (If ever)	21	0	21	0	0	0	0

Notes: The same client may be counted in more than one category, e.g., clients can receive services under more than one contract source, in more than one "County of Residence," or may have multiple "Other Indicators." Please see Definition page for other considerations.

Oklahoma Department of Mental Health and Substance Abuse Services
Counts of Admitted Clients Served by Funding Source for Each Agency During FY1993
INDIAN HEALTH CARE RESOURCE CENTER

		Funding Source						
		Total	Mental Health	Substance Abuse	Domestic Violence	Residential Care	Medicaid	Other
Total	Unduplicated Count	116	0	116	0	0	0	0
Sex	Female	44	0	44	0	0	0	0
	Male	72	0	72	0	0	0	0
Age	05-17	13	0	13	0	0	0	0
	18-20	6	0	6	0	0	0	0
	21-24	14	0	14	0	0	0	0
	25-34	40	0	40	0	0	0	0
	35-44	38	0	38	0	0	0	0
	45-54	5	0	5	0	0	0	0
Race	White	16	0	16	0	0	0	0
	Black	3	0	3	0	0	0	0
	Native American	93	0	93	0	0	0	0
	Hispanic	4	0	4	0	0	0	0
Presenting Problem/Diagnosis		100	0	100	0	0	0	0
	Social Conditions	12	0	12	0	0	0	0
	Deferred/No Diagnosis	22	0	22	0	0	0	0
County of Residence	Tulsa	116	0	116	0	0	0	0
Other Indicators	Dual Diagnosis	2	0	2	0	0	0	0
	Homeless	6	0	6	0	0	0	0
	SMI (If ever)	14	0	14	0	0	0	0

Notes: The same client may be counted in more than one category, e.g., clients can receive services under more than one contract source, in more than one "County of Residence," or may have multiple "Other Indicators." Please see Definition page for other considerations.

Oklahoma Department of Mental Health and Substance Abuse Services

Counts of Admitted Clients Served by Funding Source for Each Agency During FY1993

JIM TALIAFERRO CMHC

	Total	Funding Source					
		Mental Health	Substance Abuse	Domestic Violence	Residential Care	Medicaid	Other
Total							
Unduplicated Count	2,221	2,051	423	0	0	0	62
Sex							
Female	1,278	1,210	188	0	0	0	26
Male	943	841	235	0	0	0	36
Age							
0-04	5	5	0	0	0	0	0
05-17	171	171	0	0	0	0	0
18-20	89	80	18	0	0	0	1
21-24	162	144	34	0	0	0	7
25-34	602	531	167	0	0	0	19
35-44	552	503	130	0	0	0	20
45-54	320	304	50	0	0	0	10
55-64	162	157	11	0	0	0	2
65-74	107	105	6	0	0	0	3
75-84	45	45	7	0	0	0	0
85+	6	6	0	0	0	0	0
Race							
White	1,643	1,546	278	0	0	0	40
Black	350	298	101	0	0	0	16
Native American	99	84	30	0	0	0	4
Hispanic	105	99	12	0	0	0	1
Asian	24	24	2	0	0	0	1
Presenting Problem/Diagnosis							
	2,124	1,960	406	0	0	0	60
Social Conditions	29	28	2	0	0	0	0
Deferred/No Diagnosis	68	63	15	0	0	0	2
County of Residence							
Adair	1	1	0	0	0	0	0
Beckham	1	1	0	0	0	0	0
Bryan	9	8	2	0	0	0	0
Caddo	146	137	24	0	0	0	2
Canadian	1	1	1	0	0	0	0
Carter	9	9	3	0	0	0	2
Cherokee	2	2	0	0	0	0	0
Choctaw	1	1	0	0	0	0	1
Cleveland	2	2	0	0	0	0	0
Coal	1	1	0	0	0	0	0
Comanche	1,233	1,109	289	0	0	0	45
Cotton	35	28	10	0	0	0	0
Custer	5	5	0	0	0	0	0
Garvin	6	6	1	0	0	0	0
Grady	16	15	4	0	0	0	1
Greer	7	7	0	0	0	0	0
Harmon	18	18	1	0	0	0	0
Hughes	1	1	0	0	0	0	0
Jackson	277	274	27	0	0	0	0
Jefferson	26	25	3	0	0	0	0
Johnston	6	5	1	0	0	0	1
Kingfisher	1	1	0	0	0	0	0

Notes: The same client may be counted in more than one category, e.g., clients can receive services under more than one contract source, in more than one "County of Residence," or may have multiple "Other Indicators." Please see Definition page for other considerations.

Oklahoma Department of Mental Health and Substance Abuse Services

Counts of Admitted Clients Served by Funding Source for Each Agency During FY1993

JIM TALIAFERRO CMHC

	Funding Source						
	Total	Mental Health	Substance Abuse	Domestic Violence	Residential Care	Medicaid	Other
Kiowa	16	16	1	0	0	0	0
Marshall	3	3	1	0	0	0	0
Murray	3	3	0	0	0	0	0
Oklahoma	2	1	1	0	0	0	0
Ottawa	1	1	1	0	0	0	1
Payne	1	1	0	0	0	0	0
Pittsburgh	2	2	0	0	0	0	0
Pontotoc	6	6	4	0	0	0	1
Pottawatomie	2	2	0	0	0	0	1
Pushmataha	1	1	0	0	0	0	0
Sequoyah	1	1	0	0	0	0	0
Stephens	273	259	29	0	0	0	6
Tillman	84	77	18	0	0	0	1
Tulsa	3	3	0	0	0	0	0
Wagoner	2	2	0	0	0	0	0
Washita	3	3	0	0	0	0	0
Woodward	2	2	0	0	0	0	0
Out of State/Unknown	12	11	2	0	0	0	0
Other Indicators							
Deaf and Hearing Impaired	18	18	0	0	0	0	1
Dual Diagnosis	437	386	170	0	0	0	18
Homeless	95	83	25	0	0	0	1
SED (6-17)	18	18	0	0	0	0	0
SMI (If ever)	705	689	127	0	0	0	47

Notes: The same client may be counted in more than one category, e.g., clients can receive services under more than one contract source, in more than one "County of Residence," or may have multiple "Other Indicators." Please see Definition page for other considerations.

Oklahoma Department of Mental Health and Substance Abuse Services

Counts of Admitted Clients Served by Funding Source for Each Agency During FY1993

KIAMICHI COUNCIL ON ALCOHOLISM

	Total	Funding Source					
		Mental Health	Substance Abuse	Domestic Violence	Residential Care	Medicaid	Other
Total							
Unduplicated Count	464	1	464	0	0	0	0
Sex							
Female	180	0	180	0	0	0	0
Male	284	1	284	0	0	0	0
Age							
05-17	60	0	60	0	0	0	0
18-20	29	0	29	0	0	0	0
21-24	51	0	51	0	0	0	0
25-34	165	0	165	0	0	0	0
35-44	118	1	118	0	0	0	0
45-54	30	0	30	0	0	0	0
55-64	9	0	9	0	0	0	0
65-74	2	0	2	0	0	0	0
Race							
White	314	0	314	0	0	0	0
Black	71	0	71	0	0	0	0
Native American	75	1	75	0	0	0	0
Hispanic	4	0	4	0	0	0	0
Presenting Problem/Diagnosis							
	370	1	369	0	0	0	0
Social Conditions	93	0	93	0	0	0	0
Deferred/No Diagnosis	72	0	72	0	0	0	0
County of Residence							
Alfalfa	4	0	4	0	0	0	0
Atoka	4	0	4	0	0	0	0
Beaver	1	0	1	0	0	0	0
Bryan	3	0	3	0	0	0	0
Choctaw	102	0	102	0	0	0	0
Garvin	2	0	2	0	0	0	0
LeFlore	1	0	1	0	0	0	0
Logan	1	0	1	0	0	0	0
Marshall	1	0	1	0	0	0	0
McCurtain	208	1	208	0	0	0	0
Pushmataha	134	0	134	0	0	0	0
Washington	1	0	1	0	0	0	0
Out of State/Unknown	2	0	2	0	0	0	0
Other Indicators							
Dual Diagnosis	15	0	15	0	0	0	0
Homeless	16	0	16	0	0	0	0
SMI (If ever)	36	0	36	0	0	0	0

Notes: The same client may be counted in more than one category, e.g., clients can receive services under more than one contract source, in more than one "County of Residence," or may have multiple "Other Indicators." Please see Definition page for other considerations.

Oklahoma Department of Mental Health and Substance Abuse Services

Counts of Admitted Clients Served by Funding Source for Each Agency During FY1993

LAKE FRANCIS RETIREMENT CENTER

	Total	Funding Source					
		Mental Health	Substance Abuse	Domestic Violence	Residential Care	Medicaid	Other
Total							
Unduplicated Count	24	0	0	0	24	0	0
Sex							
Female	13	0	0	0	13	0	0
Male	11	0	0	0	11	0	0
Age							
25-34	1	0	0	0	1	0	0
35-44	5	0	0	0	5	0	0
45-54	4	0	0	0	4	0	0
55-64	5	0	0	0	5	0	0
65-74	8	0	0	0	8	0	0
75-84	1	0	0	0	1	0	0
Race							
White	15	0	0	0	15	0	0
Black	2	0	0	0	2	0	0
Native American	7	0	0	0	7	0	0
Presenting Problem/Diagnosis							
	20	0	0	0	20	0	0
Social Conditions	3	0	0	0	3	0	0
Deferred/No Diagnosis	1	0	0	0	1	0	0
County of Residence							
Adair	24	0	0	0	24	0	0
Other Indicators							
Dual Diagnosis	4	0	0	0	4	0	0
Homeless	1	0	0	0	1	0	0
SMI (If ever)	24	0	0	0	24	0	0

Notes: The same client may be counted in more than one category, e.g., clients can receive services under more than one contract source, in more than one "County of Residence," or may have multiple "Other Indicators." Please see Definition page for other considerations.

Oklahoma Department of Mental Health and Substance Abuse Services

Counts of Admitted Clients Served by Funding Source for Each Agency During FY1993

LAKEVIEW LODGING

	Total	Funding Source					
		Mental Health	Substance Abuse	Domestic Violence	Residential Care	Medicaid	Other
Total							
Unduplicated Count	84	0	0	0	84	0	0
Sex							
Female	39	0	0	0	39	0	0
Male	45	0	0	0	45	0	0
Age							
25-34	6	0	0	0	6	0	0
35-44	21	0	0	0	21	0	0
45-54	15	0	0	0	15	0	0
55-64	24	0	0	0	24	0	0
65-74	9	0	0	0	9	0	0
75-84	5	0	0	0	5	0	0
85+	4	0	0	0	4	0	0
Race							
White	72	0	0	0	72	0	0
Black	6	0	0	0	6	0	0
Native American	5	0	0	0	5	0	0
Hispanic	1	0	0	0	1	0	0
Presenting Problem/Diagnosis							
	5	0	0	0	5	0	0
Social Conditions	76	0	0	0	76	0	0
Deferred/No Diagnosis	3	0	0	0	3	0	0
County of Residence							
Canadian	79	0	0	0	79	0	0
Oklahoma	1	0	0	0	1	0	0
Woodward	1	0	0	0	1	0	0
Out of State/Unknown	3	0	0	0	3	0	0
Other Indicators							
Deaf and Hearing Impaired	1	0	0	0	1	0	0
Dual Diagnosis	1	0	0	0	1	0	0
Homeless	1	0	0	0	1	0	0
SMI (If ever)	72	0	0	0	72	0	0

Notes: The same client may be counted in more than one category, e.g., clients can receive services under more than one contract source, in more than one "County of Residence," or may have multiple "Other Indicators." Please see Definition page for other considerations.

Oklahoma Department of Mental Health and Substance Abuse Services

Counts of Admitted Clients Served by Funding Source for Each Agency During FY1993

LEFLORE COUNTY YOUTH & FAMILY SERVICES, INC.

	Total	Funding Source					
		Mental Health	Substance Abuse	Domestic Violence	Residential Care	Medicaid	Other
Total							
Unduplicated Count	192	0	192	0	0	0	0
Sex							
Female	98	0	98	0	0	0	0
Male	94	0	94	0	0	0	0
Age							
05-17	174	0	174	0	0	0	0
18-20	18	0	18	0	0	0	0
Race							
White	153	0	153	0	0	0	0
Black	11	0	11	0	0	0	0
Native American	23	0	23	0	0	0	0
Hispanic	4	0	4	0	0	0	0
Asian	1	0	1	0	0	0	0
Presenting Problem/Diagnosis							
	177	0	177	0	0	0	0
Social Conditions	1	0	1	0	0	0	0
Deferred/No Diagnosis	14	0	14	0	0	0	0
County of Residence							
Cleveland	1	0	1	0	0	0	0
Comanche	10	0	10	0	0	0	0
Creek	5	0	5	0	0	0	0
Hughes	11	0	11	0	0	0	0
Johnston	5	0	5	0	0	0	0
LeFlore	40	0	40	0	0	0	0
Marshall	1	0	1	0	0	0	0
McCurtain	20	0	20	0	0	0	0
McIntosh	1	0	1	0	0	0	0
Murray	5	0	5	0	0	0	0
Muskogee	1	0	1	0	0	0	0
Osage	1	0	1	0	0	0	0
Ottawa	3	0	3	0	0	0	0
Payne	1	0	1	0	0	0	0
Pittsburgh	26	0	26	0	0	0	0
Rogers	2	0	2	0	0	0	0
Stephens	1	0	1	0	0	0	0
Tulsa	38	0	38	0	0	0	0
Washington	1	0	1	0	0	0	0
Washita	1	0	1	0	0	0	0
Out of State/Unknown	18	0	18	0	0	0	0
Other Indicators							
Homeless	3	0	3	0	0	0	0
SMI (If ever)	12	0	12	0	0	0	0

Notes: The same client may be counted in more than one category, e.g., clients can receive services under more than one contract source, in more than one "County of Residence," or may have multiple "Other Indicators." Please see Definition page for other considerations.

Oklahoma Department of Mental Health and Substance Abuse Services

Counts of Admitted Clients Served by Funding Source for Each Agency During FY1993

LEXINGTON ROOM & BOARD

	Total	Funding Source					
		Mental Health	Substance Abuse	Domestic Violence	Residential Care	Medicaid	Other
Total							
Unduplicated Count	54	0	0	0	54	0	0
Sex							
Female	20	0	0	0	20	0	0
Male	34	0	0	0	34	0	0
Age							
25-34	12	0	0	0	12	0	0
35-44	16	0	0	0	16	0	0
45-54	8	0	0	0	8	0	0
55-64	7	0	0	0	7	0	0
65-74	7	0	0	0	7	0	0
75-84	4	0	0	0	4	0	0
Race							
White	47	0	0	0	47	0	0
Black	3	0	0	0	3	0	0
Native American	4	0	0	0	4	0	0
Presenting Problem/Diagnosis							
	39	0	0	0	39	0	0
Social Conditions	15	0	0	0	15	0	0
County of Residence							
Cleveland	52	0	0	0	52	0	0
Garvin	1	0	0	0	1	0	0
Woodward	1	0	0	0	1	0	0
Other Indicators							
Dual Diagnosis	1	0	0	0	1	0	0
SMI (If ever)	48	0	0	0	48	0	0

Notes: The same client may be counted in more than one category, e.g., clients can receive services under more than one contract source, in more than one "County of Residence," or may have multiple "Other Indicators." Please see Definition page for other considerations.

Oklahoma Department of Mental Health and Substance Abuse Services

Counts of Admitted Clients Served by Funding Source for Each Agency During FY1993

LIFE IMPROVEMENT CENTER

	Total	Funding Source					
		Mental Health	Substance Abuse	Domestic Violence	Residential Care	Medicaid	Other
Total							
Unduplicated Count	447	0	447	0	0	0	0
Sex							
Female	180	0	180	0	0	0	0
Male	267	0	267	0	0	0	0
Age							
18-20	3	0	3	0	0	0	0
21-24	8	0	8	0	0	0	0
25-34	121	0	121	0	0	0	0
35-44	265	0	265	0	0	0	0
45-54	40	0	40	0	0	0	0
55-64	6	0	6	0	0	0	0
65-74	3	0	3	0	0	0	0
75-84	1	0	1	0	0	0	0
Race							
White	417	0	417	0	0	0	0
Black	7	0	7	0	0	0	0
Native American	14	0	14	0	0	0	0
Hispanic	9	0	9	0	0	0	0
Presenting Problem/Diagnosis							
	443	0	443	0	0	0	0
Social Conditions	2	0	2	0	0	0	0
Deferred/No Diagnosis	2	0	2	0	0	0	0
County of Residence							
Caddo	1	0	1	0	0	0	0
Canadian	1	0	1	0	0	0	0
Carter	1	0	1	0	0	0	0
Cherokee	3	0	3	0	0	0	0
Choctaw	1	0	1	0	0	0	0
Cleveland	24	0	24	0	0	0	0
Creek	1	0	1	0	0	0	0
Custer	2	0	2	0	0	0	0
Delaware	5	0	5	0	0	0	0
Grady	3	0	3	0	0	0	0
Mayes	3	0	3	0	0	0	0
McClain	1	0	1	0	0	0	0
Murray	2	0	2	0	0	0	0
Muskogee	8	0	8	0	0	0	0
Oklahoma	206	0	206	0	0	0	0
Osage	1	0	1	0	0	0	0
Ottawa	1	0	1	0	0	0	0
Pawnee	5	0	5	0	0	0	0
Pottawatomie	1	0	1	0	0	0	0
Rogers	3	0	3	0	0	0	0
Stephens	1	0	1	0	0	0	0
Tulsa	163	0	163	0	0	0	0
Wagoner	5	0	5	0	0	0	0
Washington	1	0	1	0	0	0	0
Washita	1	0	1	0	0	0	0
Woodward	2	0	2	0	0	0	0

Notes: The same client may be counted in more than one category, e.g., clients can receive services under more than one contract source, in more than one "County of Residence," or may have multiple "Other Indicators." Please see Definition page for other considerations.

Oklahoma Department of Mental Health and Substance Abuse Services
Counts of Admitted Clients Served by Funding Source for Each Agency During FY1993
LIFE IMPROVEMENT CENTER

	Funding Source						
	Total	Mental Health	Substance Abuse	Domestic Violence	Residential Care	Medicaid	Other
Out of State/Unknown	1	0	1	0	0	0	0
Other Indicators							
Deaf and Hearing Impaired	5	0	5	0	0	0	0
Dual Diagnosis	4	0	4	0	0	0	0
Homeless	6	0	6	0	0	0	0
SMI (If ever)	60	0	60	0	0	0	0

Notes: The same client may be counted in more than one category, e.g., clients can receive services under more than one contract source, in more than one "County of Residence," or may have multiple "Other Indicators." Please see Definition page for other considerations.

Oklahoma Department of Mental Health and Substance Abuse Services
Counts of Admitted Clients Served by Funding Source for Each Agency During FY1993
LOGAN COUNTY YOUTH AND FAMILY SERVICES INC.

		Funding Source						
		Total	Mental Health	Substance Abuse	Domestic Violence	Residential Care	Medicaid	Other
Total	Unduplicated Count	140	0	140	0	0	0	0
Sex	Female	58	0	58	0	0	0	0
	Male	82	0	82	0	0	0	0
Age	05-17	47	0	47	0	0	0	0
	18-20	9	0	9	0	0	0	0
	21-24	7	0	7	0	0	0	0
	25-34	39	0	39	0	0	0	0
	35-44	29	0	29	0	0	0	0
	45-54	6	0	6	0	0	0	0
	55-64	1	0	1	0	0	0	0
	65-74	1	0	1	0	0	0	0
	75-84	1	0	1	0	0	0	0
Race	White	120	0	120	0	0	0	0
	Black	11	0	11	0	0	0	0
	Native American	4	0	4	0	0	0	0
	Hispanic	5	0	5	0	0	0	0
Presenting Problem/Diagnosis		81	0	81	0	0	0	0
	Social Conditions	59	0	59	0	0	0	0
County of Residence	Cleveland	1	0	1	0	0	0	0
	Logan	135	0	135	0	0	0	0
	Love	1	0	1	0	0	0	0
	Oklahoma	2	0	2	0	0	0	0
	Tulsa	1	0	1	0	0	0	0
Other Indicators	Dual Diagnosis	13	0	13	0	0	0	0
	SMI (If ever)	14	0	14	0	0	0	0

Notes: The same client may be counted in more than one category, e.g., clients can receive services under more than one contract source, in more than one "County of Residence," or may have multiple "Other Indicators." Please see Definition page for other considerations.

Oklahoma Department of Mental Health and Substance Abuse Services

Counts of Admitted Clients Served by Funding Source for Each Agency During FY1993

MENTAL HEALTH SERVICES OF SOUTHERN OKLAHOMA

	Total	Funding Source					Other
		Mental Health	Substance Abuse	Domestic Violence	Residential Care	Medicaid	
Total							
Unduplicated Count	4,204	4,167	257	0	0	0	61
Sex							
Female	2,412	2,398	74	0	0	0	40
Male	1,792	1,769	183	0	0	0	21
Age							
0-04	35	35	0	0	0	0	1
05-17	510	510	0	0	0	0	6
18-20	154	154	7	0	0	0	2
21-24	282	280	28	0	0	0	3
25-34	1,020	1,007	113	0	0	0	18
35-44	995	980	77	0	0	0	23
45-54	608	603	19	0	0	0	5
55-64	313	312	9	0	0	0	3
65-74	190	189	4	0	0	0	0
75-84	81	81	0	0	0	0	0
85+	16	16	0	0	0	0	0
Race							
White	3,597	3,566	192	0	0	0	55
Black	259	256	32	0	0	0	4
Native American	284	281	29	0	0	0	1
Hispanic	55	55	4	0	0	0	1
Asian	9	9	0	0	0	0	0
Presenting Problem/Diagnosis							
	3,484	3,460	256	0	0	0	32
Social Conditions	684	671	0	0	0	0	26
Deferred/No Diagnosis	36	36	1	0	0	0	3
County of Residence							
Adair	1	1	0	0	0	0	0
Alfalfa	1	1	0	0	0	0	0
Atoka	3	3	1	0	0	0	0
Beckham	2	2	1	0	0	0	0
Bryan	689	686	39	0	0	0	2
Caddo	2	1	2	0	0	0	0
Canadian	2	2	2	0	0	0	0
Carter	836	818	44	0	0	0	50
Cherokee	1	1	0	0	0	0	0
Choctaw	13	13	0	0	0	0	0
Cimarron	1	1	0	0	0	0	0
Cleveland	9	9	6	0	0	0	0
Coal	17	17	0	0	0	0	0
Comanche	4	4	3	0	0	0	0
Creek	2	2	0	0	0	0	0
Custer	1	1	0	0	0	0	0
Garvin	446	444	25	0	0	0	2
Grady	3	3	2	0	0	0	0
Grant	1	1	0	0	0	0	0
Hughes	32	32	0	0	0	0	0
Jackson	2	2	2	0	0	0	0
Jefferson	4	4	2	0	0	0	0

Notes: The same client may be counted in more than one category, e.g., clients can receive services under more than one contract source, in more than one "County of Residence," or may have multiple "Other Indicators." Please see Definition page for other considerations.

Oklahoma Department of Mental Health and Substance Abuse Services

Counts of Admitted Clients Served by Funding Source for Each Agency During FY1993

MENTAL HEALTH SERVICES OF SOUTHERN OKLAHOMA

	Total	Funding Source					Other
		Mental Health	Substance Abuse	Domestic Violence	Residential Care	Medicaid	
Johnston	249	249	17	0	0	0	0
Kay	1	1	0	0	0	0	0
LeFlore	1	1	1	0	0	0	0
Lincoln	2	2	1	0	0	0	0
Logan	1	1	0	0	0	0	0
Love	106	106	4	0	0	0	0
Marshall	243	241	11	0	0	0	3
McClain	7	7	2	0	0	0	0
McCurtain	2	2	0	0	0	0	0
Murray	304	296	22	0	0	0	1
Muskogee	1	1	0	0	0	0	0
Nowata	1	1	0	0	0	0	0
Okfuskee	1	1	0	0	0	0	0
Oklahoma	15	14	13	0	0	0	0
Okmulgee	1	1	0	0	0	0	0
Payne	3	3	1	0	0	0	0
Pittsburgh	2	2	0	0	0	0	0
Pontotoc	616	615	28	0	0	0	0
Pottawatomie	17	17	1	0	0	0	0
Pushmataha	1	1	0	0	0	0	0
Seminole	516	515	4	0	0	0	2
Sequoyah	1	1	0	0	0	0	0
Stephens	15	15	15	0	0	0	0
Wagoner	1	1	0	0	0	0	0
Out of State/Unknown	25	25	8	0	0	0	1
Other Indicators							
Deaf and Hearing Impaired	29	29	3	0	0	0	1
Dual Diagnosis	572	558	100	0	0	0	5
Homeless	126	123	20	0	0	0	0
SED (6-17)	60	60	0	0	0	0	0
SMI (If ever)	2,031	2,024	81	0	0	0	10

Notes: The same client may be counted in more than one category, e.g., clients can receive services under more than one contract source, in more than one "County of Residence," or may have multiple "Other Indicators." Please see Definition page for other considerations.

Oklahoma Department of Mental Health and Substance Abuse Services

Counts of Admitted Clients Served by Funding Source for Each Agency During FY1993

METRO TULSA SUBSTANCE ABUSE SERVICES

	Total	Funding Source					
		Mental Health	Substance Abuse	Domestic Violence	Residential Care	Medicaid	Other
Total							
Unduplicated Count	1,032	0	1,032	0	0	0	0
Sex							
Female	259	0	259	0	0	0	0
Male	773	0	773	0	0	0	0
Age							
05-17	1	0	1	0	0	0	0
18-20	17	0	17	0	0	0	0
21-24	108	0	108	0	0	0	0
25-34	458	0	458	0	0	0	0
35-44	313	0	313	0	0	0	0
45-54	95	0	95	0	0	0	0
55-64	35	0	35	0	0	0	0
65-74	5	0	5	0	0	0	0
Race							
White	494	0	494	0	0	0	0
Black	446	0	446	0	0	0	0
Native American	82	0	82	0	0	0	0
Hispanic	9	0	9	0	0	0	0
Asian	1	0	1	0	0	0	0
Presenting Problem/Diagnosis							
	1,013	0	1,013	0	0	0	0
Social Conditions	5	0	5	0	0	0	0
Deferred/No Diagnosis	118	0	118	0	0	0	0
County of Residence							
Adair	2	0	2	0	0	0	0
Blaine	1	0	1	0	0	0	0
Bryan	1	0	1	0	0	0	0
Carter	1	0	1	0	0	0	0
Cherokee	6	0	6	0	0	0	0
Choctaw	1	0	1	0	0	0	0
Cleveland	1	0	1	0	0	0	0
Coal	1	0	1	0	0	0	0
Craig	1	0	1	0	0	0	0
Creek	35	0	35	0	0	0	0
Delaware	3	0	3	0	0	0	0
Haskell	1	0	1	0	0	0	0
Hughes	1	0	1	0	0	0	0
Johnston	1	0	1	0	0	0	0
Kay	2	0	2	0	0	0	0
LeFlore	6	0	6	0	0	0	0
Logan	1	0	1	0	0	0	0
Mayes	6	0	6	0	0	0	0
McCurtain	1	0	1	0	0	0	0
McIntosh	3	0	3	0	0	0	0
Murray	1	0	1	0	0	0	0
Muskogee	31	0	31	0	0	0	0
Noble	4	0	4	0	0	0	0
Nowata	2	0	2	0	0	0	0
Okfuskee	1	0	1	0	0	0	0

Notes: The same client may be counted in more than one category, e.g., clients can receive services under more than one contract source, in more than one "County of Residence," or may have multiple "Other Indicators." Please see Definition page for other considerations.

Oklahoma Department of Mental Health and Substance Abuse Services
Counts of Admitted Clients Served by Funding Source for Each Agency During FY1993
METRO TULSA SUBSTANCE ABUSE SERVICES

	Funding Source						
	Total	Mental Health	Substance Abuse	Domestic Violence	Residential Care	Medicaid	Other
Oklahoma	2	0	2	0	0	0	0
Okmulgee	25	0	25	0	0	0	0
Osage	7	0	7	0	0	0	0
Ottawa	8	0	8	0	0	0	0
Pawnee	4	0	4	0	0	0	0
Payne	1	0	1	0	0	0	0
Pittsburgh	5	0	5	0	0	0	0
Pottawatomie	1	0	1	0	0	0	0
Pushmataha	1	0	1	0	0	0	0
Rogers	10	0	10	0	0	0	0
Sequoyah	7	0	7	0	0	0	0
Tillman	1	0	1	0	0	0	0
Tulsa	816	0	816	0	0	0	0
Wagoner	10	0	10	0	0	0	0
Washington	11	0	11	0	0	0	0
Out of State/Unknown	9	0	9	0	0	0	0
Other Indicators							
Deaf and Hearing Impaired	3	0	3	0	0	0	0
Dual Diagnosis	1	0	1	0	0	0	0
Homeless	153	0	153	0	0	0	0
SMI (If ever)	203	0	203	0	0	0	0

Notes: The same client may be counted in more than one category, e.g., clients can receive services under more than one contract source, in more than one "County of Residence," or may have multiple "Other Indicators." Please see Definition page for other considerations.

Oklahoma Department of Mental Health and Substance Abuse Services

Counts of Admitted Clients Served by Funding Source for Each Agency During FY1993

MILLER COZY HOME, INC.

	Total	Funding Source					
		Mental Health	Substance Abuse	Domestic Violence	Residential Care	Medicaid	Other
Total							
Unduplicated Count	66	0	0	0	66	0	0
Sex							
Female	41	0	0	0	41	0	0
Male	25	0	0	0	25	0	0
Age							
21-24	1	0	0	0	1	0	0
25-34	6	0	0	0	6	0	0
35-44	13	0	0	0	13	0	0
45-54	13	0	0	0	13	0	0
55-64	13	0	0	0	13	0	0
65-74	14	0	0	0	14	0	0
75-84	6	0	0	0	6	0	0
Race							
White	54	0	0	0	54	0	0
Black	7	0	0	0	7	0	0
Native American	5	0	0	0	5	0	0
Presenting Problem/Diagnosis							
	17	0	0	0	17	0	0
Social Conditions	30	0	0	0	30	0	0
Deferred/No Diagnosis	19	0	0	0	19	0	0
County of Residence							
Craig	62	0	0	0	62	0	0
Muskogee	1	0	0	0	1	0	0
Okfuskee	1	0	0	0	1	0	0
Pawnee	1	0	0	0	1	0	0
Tulsa	1	0	0	0	1	0	0
Other Indicators							
Deaf and Hearing Impaired	1	0	0	0	1	0	0
Dual Diagnosis	1	0	0	0	1	0	0
Homeless	6	0	0	0	6	0	0
SMI (If ever)	65	0	0	0	65	0	0

Notes: The same client may be counted in more than one category, e.g., clients can receive services under more than one contract source, in more than one "County of Residence," or may have multiple "Other Indicators." Please see Definition page for other considerations.

Oklahoma Department of Mental Health and Substance Abuse Services

Counts of Admitted Clients Served by Funding Source for Each Agency During FY1993

MONARCH, INC.

	Total	Funding Source					Other
		Mental Health	Substance Abuse	Domestic Violence	Residential Care	Medicaid	
Total							
Unduplicated Count	280	0	270	0	0	0	15
Sex							
Female	249	0	249	0	0	0	1
Male	31	0	21	0	0	0	14
Age							
0-04	8	0	8	0	0	0	0
05-17	2	0	1	0	0	0	1
18-20	5	0	5	0	0	0	0
21-24	39	0	39	0	0	0	0
25-34	125	0	124	0	0	0	2
35-44	57	0	53	0	0	0	5
45-54	29	0	25	0	0	0	5
55-64	8	0	8	0	0	0	1
65-74	2	0	2	0	0	0	0
75-84	2	0	2	0	0	0	1
85+	3	0	3	0	0	0	0
Race							
White	165	0	157	0	0	0	12
Black	77	0	76	0	0	0	2
Native American	31	0	31	0	0	0	0
Hispanic	7	0	6	0	0	0	1
Presenting Problem/Diagnosis							
	226	0	226	0	0	0	0
Social Conditions	53	0	43	0	0	0	10
Deferred/No Diagnosis	9	0	5	0	0	0	5
County of Residence							
Adair	1	0	1	0	0	0	0
Atoka	2	0	2	0	0	0	1
Bryan	3	0	3	0	0	0	0
Canadian	1	0	1	0	0	0	0
Carter	3	0	3	0	0	0	0
Cherokee	10	0	10	0	0	0	1
Cleveland	4	0	4	0	0	0	1
Coal	1	0	1	0	0	0	0
Comanche	2	0	2	0	0	0	0
Craig	2	0	1	0	0	0	1
Creek	2	0	2	0	0	0	0
Delaware	4	0	3	0	0	0	1
Garfield	3	0	3	0	0	0	0
Grady	2	0	2	0	0	0	0
Haskell	4	0	4	0	0	0	0
Jackson	1	0	1	0	0	0	0
Johnston	1	0	1	0	0	0	0
Kingfisher	1	0	1	0	0	0	0
LeFlore	2	0	2	0	0	0	0
Mayes	3	0	3	0	0	0	0
McClain	1	0	1	0	0	0	0
McCurtain	3	0	3	0	0	0	0
McIntosh	3	0	3	0	0	0	0

Notes: The same client may be counted in more than one category, e.g., clients can receive services under more than one contract source, in more than one "County of Residence," or may have multiple "Other Indicators." Please see Definition page for other considerations.

Oklahoma Department of Mental Health and Substance Abuse Services
Counts of Admitted Clients Served by Funding Source for Each Agency During FY1993
MONARCH, INC.

	Funding Source						
	Total	Mental Health	Substance Abuse	Domestic Violence	Residential Care	Medicaid	Other
Murray	1	0	1	0	0	0	0
Muskogee	55	0	55	0	0	0	1
Oklahoma	45	0	44	0	0	0	1
Okmulgee	7	0	6	0	0	0	1
Osage	2	0	2	0	0	0	0
Ottawa	4	0	4	0	0	0	0
Payne	1	0	1	0	0	0	0
Pittsburgh	2	0	1	0	0	0	1
Pontotoc	1	0	1	0	0	0	0
Pottawatomie	3	0	3	0	0	0	0
Rogers	5	0	5	0	0	0	0
Seminole	2	0	2	0	0	0	0
Sequoyah	2	0	2	0	0	0	0
Stephens	1	0	1	0	0	0	0
Texas	2	0	1	0	0	0	1
Tillman	1	0	1	0	0	0	0
Tulsa	53	0	52	0	0	0	2
Wagoner	16	0	14	0	0	0	2
Washington	9	0	9	0	0	0	0
Out of State/Unknown	9	0	8	0	0	0	1
Other Indicators							
Deaf and Hearing Impaired	2	0	2	0	0	0	0
Dual Diagnosis	8	0	8	0	0	0	0
Homeless	38	0	38	0	0	0	0
SMI (If ever)	73	0	73	0	0	0	0

Notes: The same client may be counted in more than one category, e.g., clients can receive services under more than one contract source, in more than one "County of Residence," or may have multiple "Other Indicators." Please see Definition page for other considerations.

Oklahoma Department of Mental Health and Substance Abuse Services

Counts of Admitted Clients Served by Funding Source for Each Agency During FY1993

MOORE ALCOHOL AND DRUG CENTER

	Total	Funding Source					
		Mental Health	Substance Abuse	Domestic Violence	Residential Care	Medicaid	Other
Total							
Unduplicated Count	197	0	197	0	0	0	0
Sex							
Female	104	0	104	0	0	0	0
Male	93	0	93	0	0	0	0
Age							
05-17	85	0	85	0	0	0	0
18-20	7	0	7	0	0	0	0
21-24	21	0	21	0	0	0	0
25-34	35	0	35	0	0	0	0
35-44	35	0	35	0	0	0	0
45-54	10	0	10	0	0	0	0
55-64	4	0	4	0	0	0	0
Race							
White	176	0	176	0	0	0	0
Black	2	0	2	0	0	0	0
Native American	11	0	11	0	0	0	0
Hispanic	8	0	8	0	0	0	0
Presenting Problem/Diagnosis							
	100	0	100	0	0	0	0
Social Conditions	96	0	96	0	0	0	0
Deferred/No Diagnosis	48	0	48	0	0	0	0
County of Residence							
Beaver	1	0	1	0	0	0	0
Cleveland	146	0	146	0	0	0	0
Coal	3	0	3	0	0	0	0
Grady	1	0	1	0	0	0	0
McClain	3	0	3	0	0	0	0
Murray	1	0	1	0	0	0	0
Oklahoma	41	0	41	0	0	0	0
Wagoner	1	0	1	0	0	0	0
Other Indicators							
Deaf and Hearing Impaired	1	0	1	0	0	0	0
Dual Diagnosis	15	0	15	0	0	0	0
Homeless	2	0	2	0	0	0	0
SMI (If ever)	10	0	10	0	0	0	0

Notes: The same client may be counted in more than one category, e.g., clients can receive services under more than one contract source, in more than one "County of Residence," or may have multiple "Other Indicators." Please see Definition page for other considerations.

Oklahoma Department of Mental Health and Substance Abuse Services

Counts of Admitted Clients Served by Funding Source for Each Agency During FY1993

MUSKOGEE CO COUNCIL YTH SV

	Total	Funding Source					
		Mental Health	Substance Abuse	Domestic Violence	Residential Care	Medicaid	Other
Total							
Unduplicated Count	36	0	36	0	0	0	0
Sex							
Female	15	0	15	0	0	0	0
Male	21	0	21	0	0	0	0
Age							
05-17	31	0	31	0	0	0	0
18-20	2	0	2	0	0	0	0
25-34	1	0	1	0	0	0	0
35-44	2	0	2	0	0	0	0
Race							
White	20	0	20	0	0	0	0
Black	7	0	7	0	0	0	0
Native American	8	0	8	0	0	0	0
Asian	1	0	1	0	0	0	0
Presenting Problem/Diagnosis							
	34	0	34	0	0	0	0
Social Conditions	2	0	2	0	0	0	0
County of Residence							
Cherokee	1	0	1	0	0	0	0
McIntosh	5	0	5	0	0	0	0
Muskogee	28	0	28	0	0	0	0
Wagoner	2	0	2	0	0	0	0
Other Indicators							
Deaf and Hearing Impaired	1	0	1	0	0	0	0
SED (6-17)	2	0	2	0	0	0	0
SMI (If ever)	7	0	7	0	0	0	0

Notes: The same client may be counted in more than one category, e.g., clients can receive services under more than one contract source, in more than one "County of Residence," or may have multiple "Other Indicators." Please see Definition page for other considerations.

Oklahoma Department of Mental Health and Substance Abuse Services

Counts of Admitted Clients Served by Funding Source for Each Agency During FY1993

N.E. OK COUNCIL ON ALCOHOLISM

	Total	Funding Source					
		Mental Health	Substance Abuse	Domestic Violence	Residential Care	Medicaid	Other
Total							
Unduplicated Count	125	0	125	0	0	0	0
Sex							
Male	125	0	125	0	0	0	0
Age							
18-20	5	0	5	0	0	0	0
21-24	14	0	14	0	0	0	0
25-34	43	0	43	0	0	0	0
35-44	46	0	46	0	0	0	0
45-54	13	0	13	0	0	0	0
55-64	3	0	3	0	0	0	0
65-74	1	0	1	0	0	0	0
Race							
White	91	0	91	0	0	0	0
Black	21	0	21	0	0	0	0
Native American	13	0	13	0	0	0	0
Presenting Problem/Diagnosis							
	125	0	125	0	0	0	0
Deferred/No Diagnosis	6	0	6	0	0	0	0
County of Residence							
Adair	1	0	1	0	0	0	0
Choctaw	1	0	1	0	0	0	0
Comanche	2	0	2	0	0	0	0
Cotton	1	0	1	0	0	0	0
Craig	5	0	5	0	0	0	0
Creek	3	0	3	0	0	0	0
Delaware	6	0	6	0	0	0	0
Garvin	1	0	1	0	0	0	0
Kay	1	0	1	0	0	0	0
Latimer	1	0	1	0	0	0	0
LeFlore	4	0	4	0	0	0	0
Mayes	5	0	5	0	0	0	0
McCurtain	2	0	2	0	0	0	0
Muskogee	3	0	3	0	0	0	0
Nowata	2	0	2	0	0	0	0
Oklahoma	11	0	11	0	0	0	0
Okmulgee	3	0	3	0	0	0	0
Osage	3	0	3	0	0	0	0
Ottawa	20	0	20	0	0	0	0
Pawnee	1	0	1	0	0	0	0
Pittsburgh	3	0	3	0	0	0	0
Pontotoc	1	0	1	0	0	0	0
Rogers	12	0	12	0	0	0	0
Seminole	1	0	1	0	0	0	0
Tulsa	19	0	19	0	0	0	0
Washington	2	0	2	0	0	0	0
Out of State/Unknown	11	0	11	0	0	0	0
Other Indicators							
Dual Diagnosis	1	0	1	0	0	0	0
Homeless	45	0	45	0	0	0	0

Notes: The same client may be counted in more than one category, e.g., clients can receive services under more than one contract source, in more than one "County of Residence," or may have multiple "Other Indicators." Please see Definition page for other considerations.

Oklahoma Department of Mental Health and Substance Abuse Services
 Counts of Admitted Clients Served by Funding Source for Each Agency During FY1993
N.E. OK COUNCIL ON ALCOHOLISM

	Funding Source					
	Total	Mental Health	Substance Abuse	Domestic Violence	Residential Care	Medicaid Other
SMI (If ever)	37	0	37	0	0	0

Notes: The same client may be counted in more than one category, e.g., clients can receive services under more than one contract source, in more than one "County of Residence," or may have multiple "Other Indicators." Please see Definition page for other considerations.

Oklahoma Department of Mental Health and Substance Abuse Services

Counts of Admitted Clients Served by Funding Source for Each Agency During FY1993

N.W. DOMESTIC CRISIS SERVICES

	Total	Funding Source					
		Mental Health	Substance Abuse	Domestic Violence	Residential Care	Medicaid	Other
Total							
Unduplicated Count	174	0	0	173	0	0	0
Sex							
Female	122	0	0	121	0	0	0
Male	52	0	0	52	0	0	0
Age							
0-04	32	0	0	32	0	0	0
05-17	41	0	0	40	0	0	0
18-20	5	0	0	5	0	0	0
21-24	21	0	0	21	0	0	0
25-34	46	0	0	46	0	0	0
35-44	21	0	0	21	0	0	0
45-54	4	0	0	4	0	0	0
55-64	3	0	0	3	0	0	0
85+	1	0	0	1	0	0	0
Race							
White	152	0	0	152	0	0	0
Native American	9	0	0	9	0	0	0
Hispanic	13	0	0	12	0	0	0
Presenting Problem/Diagnosis							
Social Conditions	174	0	0	173	0	0	0
County of Residence							
Beaver	5	0	0	5	0	0	0
Bryan	4	0	0	4	0	0	0
Cimarron	1	0	0	1	0	0	0
Dewey	3	0	0	3	0	0	0
Ellis	5	0	0	5	0	0	0
Grady	2	0	0	1	0	0	0
Harper	2	0	0	2	0	0	0
Major	1	0	0	1	0	0	0
Texas	1	0	0	1	0	0	0
Woods	2	0	0	2	0	0	0
Woodward	141	0	0	141	0	0	0
Out of State/Unknown	7	0	0	7	0	0	0
Other Indicators							
Homeless	4	0	0	4	0	0	0
SMI (If ever)	21	0	0	21	0	0	0

Notes: The same client may be counted in more than one category, e.g., clients can receive services under more than one contract source, in more than one "County of Residence," or may have multiple "Other Indicators." Please see Definition page for other considerations.

Oklahoma Department of Mental Health and Substance Abuse Services
Counts of Admitted Clients Served by Funding Source for Each Agency During FY1993
N.W. FAMILY SERVICES, INC.

	Total	Funding Source					
		Mental Health	Substance Abuse	Domestic Violence	Residential Care	Medicaid	Other
Total							
Unduplicated Count	44	0	44	0	0	0	0
Sex							
Female	13	0	13	0	0	0	0
Male	31	0	31	0	0	0	0
Age							
05-17	2	0	2	0	0	0	0
18-20	4	0	4	0	0	0	0
21-24	8	0	8	0	0	0	0
25-34	13	0	13	0	0	0	0
35-44	8	0	8	0	0	0	0
45-54	8	0	8	0	0	0	0
55-64	1	0	1	0	0	0	0
Race							
White	41	0	41	0	0	0	0
Black	1	0	1	0	0	0	0
Hispanic	2	0	2	0	0	0	0
Presenting Problem/Diagnosis							
	39	0	39	0	0	0	0
Social Conditions	5	0	5	0	0	0	0
County of Residence							
Alfalfa	19	0	19	0	0	0	0
Garfield	1	0	1	0	0	0	0
Harper	1	0	1	0	0	0	0
Wagoner	1	0	1	0	0	0	0
Woods	20	0	20	0	0	0	0
Out of State/Unknown	2	0	2	0	0	0	0
Other Indicators							
Deaf and Hearing Impaired	1	0	1	0	0	0	0
SMI (If ever)	6	0	6	0	0	0	0

Notes: The same client may be counted in more than one category, e.g., clients can receive services under more than one contract source, in more than one "County of Residence," or may have multiple "Other Indicators." Please see Definition page for other considerations.

Oklahoma Department of Mental Health and Substance Abuse Services

Counts of Admitted Clients Served by Funding Source for Each Agency During FY1993

NAIC CENTER OF OKLAHOMA ALCOHOL & DRUG SERVICES, INC.

	Total	Funding Source					Other
		Mental Health	Substance Abuse	Domestic Violence	Residential Care	Medicaid	
Total							
Unduplicated Count	691	0	639	0	0	0	119
Sex							
Female	267	0	267	0	0	0	3
Male	424	0	372	0	0	0	116
Age							
05-17	81	0	80	0	0	0	1
18-20	51	0	50	0	0	0	2
21-24	89	0	85	0	0	0	11
25-34	209	0	188	0	0	0	51
35-44	176	0	160	0	0	0	40
45-54	68	0	60	0	0	0	13
55-64	15	0	14	0	0	0	1
65-74	2	0	2	0	0	0	0
Race							
White	570	0	536	0	0	0	78
Black	48	0	36	0	0	0	28
Native American	59	0	57	0	0	0	8
Hispanic	12	0	8	0	0	0	5
Asian	2	0	2	0	0	0	0
Presenting Problem/Diagnosis							
	551	0	499	0	0	0	52
Social Conditions	140	0	140	0	0	0	0
Deferred/No Diagnosis	270	0	204	0	0	0	67
County of Residence							
Beaver	2	0	2	0	0	0	0
Caddo	1	0	1	0	0	0	0
Canadian	4	0	4	0	0	0	0
Carter	1	0	1	0	0	0	0
Cleveland	579	0	540	0	0	0	105
Creek	1	0	1	0	0	0	0
Garvin	2	0	2	0	0	0	0
Grady	4	0	4	0	0	0	0
Logan	1	0	1	0	0	0	0
Mayes	1	0	1	0	0	0	0
McClain	36	0	32	0	0	0	4
Okfuskee	4	0	0	0	0	0	4
Oklahoma	51	0	47	0	0	0	5
Payne	1	0	1	0	0	0	0
Stephens	1	0	1	0	0	0	0
Tulsa	1	0	0	0	0	0	1
Wagoner	1	0	1	0	0	0	0
Other Indicators							
Deaf and Hearing Impaired	2	0	1	0	0	0	1
Dual Diagnosis	5	0	5	0	0	0	0
Homeless	8	0	7	0	0	0	1
SED (6-17)	2	0	2	0	0	0	0
SMI (If ever)	56	0	54	0	0	0	6

Notes: The same client may be counted in more than one category, e.g., clients can receive services under more than one contract source, in more than one "County of Residence," or may have multiple "Other Indicators." Please see Definition page for other considerations.

Oklahoma Department of Mental Health and Substance Abuse Services
Counts of Admitted Clients Served by Funding Source for Each Agency During FY1993
NATIVE AMERICAN CENTER OF RECOVERY

	Total	Funding Source					Other
		Mental Health	Substance Abuse	Domestic Violence	Residential Care	Medicaid	
Total							
Unduplicated Count	55	0	55	0	0	0	4
Sex							
Female	45	0	45	0	0	0	1
Male	10	0	10	0	0	0	3
Age							
05-17	8	0	8	0	0	0	0
18-20	3	0	3	0	0	0	0
21-24	7	0	7	0	0	0	0
25-34	18	0	18	0	0	0	3
35-44	12	0	12	0	0	0	1
45-54	7	0	7	0	0	0	0
Race							
White	11	0	11	0	0	0	0
Native American	43	0	43	0	0	0	4
Hispanic	1	0	1	0	0	0	0
Presenting Problem/Diagnosis							
	34	0	34	0	0	0	1
Social Conditions	21	0	21	0	0	0	0
Deferred/No Diagnosis	3	0	0	0	0	0	3
County of Residence							
Cleveland	2	0	2	0	0	0	0
Lincoln	5	0	5	0	0	0	0
Oklahoma	5	0	5	0	0	0	0
Okmulgee	1	0	1	0	0	0	0
Payne	3	0	3	0	0	0	0
Pottawatomie	35	0	35	0	0	0	4
Seminole	1	0	1	0	0	0	0
Stephens	1	0	1	0	0	0	0
Tulsa	1	0	1	0	0	0	0
Out of State/Unknown	1	0	1	0	0	0	0
Other Indicators							
Homeless	1	0	1	0	0	0	0
SMI (If ever)	3	0	3	0	0	0	0

Notes: The same client may be counted in more than one category, e.g., clients can receive services under more than one contract source, in more than one "County of Residence," or may have multiple "Other Indicators." Please see Definition page for other considerations.

Oklahoma Department of Mental Health and Substance Abuse Services

Counts of Admitted Clients Served by Funding Source for Each Agency During FY1993

NEW DIRECTIONS, INC.

	Total	Funding Source					
		Mental Health	Substance Abuse	Domestic Violence	Residential Care	Medicaid	Other
Total							
Unduplicated Count	644	0	0	644	0	0	0
Sex							
Female	488	0	0	488	0	0	0
Male	156	0	0	156	0	0	0
Age							
0-04	151	0	0	151	0	0	0
05-17	170	0	0	170	0	0	0
18-20	31	0	0	31	0	0	0
21-24	58	0	0	58	0	0	0
25-34	144	0	0	144	0	0	0
35-44	65	0	0	65	0	0	0
45-54	16	0	0	16	0	0	0
55-64	2	0	0	2	0	0	0
85+	7	0	0	7	0	0	0
Race							
White	349	0	0	349	0	0	0
Black	176	0	0	176	0	0	0
Native American	65	0	0	65	0	0	0
Hispanic	46	0	0	46	0	0	0
Asian	8	0	0	8	0	0	0
Presenting Problem/Diagnosis							
Social Conditions	628	0	0	628	0	0	0
Deferred/No Diagnosis	16	0	0	16	0	0	0
County of Residence							
Caddo	31	0	0	31	0	0	0
Canadian	1	0	0	1	0	0	0
Carter	14	0	0	14	0	0	0
Coal	1	0	0	1	0	0	0
Comanche	449	0	0	449	0	0	0
Cotton	7	0	0	7	0	0	0
Grady	16	0	0	16	0	0	0
Jefferson	3	0	0	3	0	0	0
Johnston	3	0	0	3	0	0	0
Kiowa	3	0	0	3	0	0	0
Lincoln	2	0	0	2	0	0	0
Oklahoma	14	0	0	14	0	0	0
Pottawatomie	2	0	0	2	0	0	0
Stephens	56	0	0	56	0	0	0
Texas	1	0	0	1	0	0	0
Tillman	7	0	0	7	0	0	0
Out of State/Unknown	34	0	0	34	0	0	0
Other Indicators							
Deaf and Hearing Impaired	4	0	0	4	0	0	0
Homeless	87	0	0	87	0	0	0
SMI (If ever)	19	0	0	19	0	0	0

Notes: The same client may be counted in more than one category, e.g., clients can receive services under more than one contract source, in more than one "County of Residence," or may have multiple "Other Indicators." Please see Definition page for other considerations.

Oklahoma Department of Mental Health and Substance Abuse Services

Counts of Admitted Clients Served by Funding Source for Each Agency During FY1993

NEW HOPE OF MANGUM

	Total	Funding Source					
		Mental Health	Substance Abuse	Domestic Violence	Residential Care	Medicaid	Other
Total							
Unduplicated Count	312	0	312	0	0	0	0
Sex							
Female	87	0	87	0	0	0	0
Male	225	0	225	0	0	0	0
Age							
18-20	4	0	4	0	0	0	0
21-24	34	0	34	0	0	0	0
25-34	144	0	144	0	0	0	0
35-44	106	0	106	0	0	0	0
45-54	16	0	16	0	0	0	0
55-64	8	0	8	0	0	0	0
Race							
White	196	0	196	0	0	0	0
Black	72	0	72	0	0	0	0
Native American	26	0	26	0	0	0	0
Hispanic	18	0	18	0	0	0	0
Presenting Problem/Diagnosis							
	305	0	305	0	0	0	0
Social Conditions	7	0	7	0	0	0	0
Deferred/No Diagnosis	20	0	20	0	0	0	0
County of Residence							
Beaver	1	0	1	0	0	0	0
Beckham	6	0	6	0	0	0	0
Blaine	2	0	2	0	0	0	0
Bryan	1	0	1	0	0	0	0
Caddo	8	0	8	0	0	0	0
Canadian	1	0	1	0	0	0	0
Carter	6	0	6	0	0	0	0
Choctaw	1	0	1	0	0	0	0
Cleveland	5	0	5	0	0	0	0
Comanche	37	0	37	0	0	0	0
Cotton	4	0	4	0	0	0	0
Custer	4	0	4	0	0	0	0
Delaware	1	0	1	0	0	0	0
Garfield	1	0	1	0	0	0	0
Garvin	5	0	5	0	0	0	0
Grady	10	0	10	0	0	0	0
Greer	7	0	7	0	0	0	0
Harmon	2	0	2	0	0	0	0
Jackson	37	0	37	0	0	0	0
Jefferson	5	0	5	0	0	0	0
Johnston	1	0	1	0	0	0	0
Kay	1	0	1	0	0	0	0
Kiowa	14	0	14	0	0	0	0
LeFlore	2	0	2	0	0	0	0
Lincoln	1	0	1	0	0	0	0
Logan	1	0	1	0	0	0	0
Love	1	0	1	0	0	0	0
Mayes	1	0	1	0	0	0	0

Notes: The same client may be counted in more than one category, e.g., clients can receive services under more than one contract source, in more than one "County of Residence," or may have multiple "Other Indicators." Please see Definition page for other considerations.

Oklahoma Department of Mental Health and Substance Abuse Services
Counts of Admitted Clients Served by Funding Source for Each Agency During FY1993
NEW HOPE OF MANGUM

	Funding Source						
	Total	Mental Health	Substance Abuse	Domestic Violence	Residential Care	Medicaid	Other
McCurtain	3	0	3	0	0	0	0
Muskogee	1	0	1	0	0	0	0
Nowata	1	0	1	0	0	0	0
Oklahoma	74	0	74	0	0	0	0
Payne	1	0	1	0	0	0	0
Pittsburgh	1	0	1	0	0	0	0
Pontotoc	3	0	3	0	0	0	0
Pottawatomie	1	0	1	0	0	0	0
Rogers	1	0	1	0	0	0	0
Seminole	1	0	1	0	0	0	0
Stephens	28	0	28	0	0	0	0
Texas	2	0	2	0	0	0	0
Tillman	4	0	4	0	0	0	0
Tulsa	15	0	15	0	0	0	0
Wagoner	1	0	1	0	0	0	0
Out of State/Unknown	9	0	9	0	0	0	0
Other Indicators							
Deaf and Hearing Impaired	3	0	3	0	0	0	0
Dual Diagnosis	15	0	15	0	0	0	0
Homeless	30	0	30	0	0	0	0
SMI (If ever)	43	0	43	0	0	0	0

Notes: The same client may be counted in more than one category, e.g., clients can receive services under more than one contract source, in more than one "County of Residence," or may have multiple "Other Indicators." Please see Definition page for other considerations.

Oklahoma Department of Mental Health and Substance Abuse Services

Counts of Admitted Clients Served by Funding Source for Each Agency During FY1993

NORMAN ALCOHOL AND DRUG TREATMENT CENTER

	Total	Funding Source					
		Mental Health	Substance Abuse	Domestic Violence	Residential Care	Medicaid	Other
Total							
Unduplicated Count	1,329	0	1,329	0	0	0	0
Sex							
Female	298	0	298	0	0	0	0
Male	1,031	0	1,031	0	0	0	0
Age							
18-20	26	0	26	0	0	0	0
21-24	90	0	90	0	0	0	0
25-34	505	0	505	0	0	0	0
35-44	445	0	445	0	0	0	0
45-54	193	0	193	0	0	0	0
55-64	62	0	62	0	0	0	0
65-74	7	0	7	0	0	0	0
75-84	1	0	1	0	0	0	0
Race							
White	926	0	926	0	0	0	0
Black	171	0	171	0	0	0	0
Native American	216	0	216	0	0	0	0
Hispanic	15	0	15	0	0	0	0
Asian	1	0	1	0	0	0	0
Presenting Problem/Diagnosis							
	1,327	0	1,327	0	0	0	0
Deferred/No Diagnosis	2	0	2	0	0	0	0
County of Residence							
Adair	4	0	4	0	0	0	0
Atoka	3	0	3	0	0	0	0
Beckham	8	0	8	0	0	0	0
Blaine	3	0	3	0	0	0	0
Bryan	13	0	13	0	0	0	0
Caddo	13	0	13	0	0	0	0
Canadian	22	0	22	0	0	0	0
Carter	49	0	49	0	0	0	0
Cherokee	5	0	5	0	0	0	0
Choctaw	8	0	8	0	0	0	0
Cleveland	184	0	184	0	0	0	0
Coal	2	0	2	0	0	0	0
Comanche	10	0	10	0	0	0	0
Cotton	2	0	2	0	0	0	0
Craig	2	0	2	0	0	0	0
Creek	11	0	11	0	0	0	0
Custer	6	0	6	0	0	0	0
Ellis	2	0	2	0	0	0	0
Garfield	7	0	7	0	0	0	0
Garvin	23	0	23	0	0	0	0
Grady	19	0	19	0	0	0	0
Greer	1	0	1	0	0	0	0
Hughes	2	0	2	0	0	0	0
Jackson	2	0	2	0	0	0	0
Jefferson	3	0	3	0	0	0	0
Johnston	5	0	5	0	0	0	0

Notes: The same client may be counted in more than one category, e.g., clients can receive services under more than one contract source, in more than one "County of Residence," or may have multiple "Other Indicators." Please see Definition page for other considerations.

Oklahoma Department of Mental Health and Substance Abuse Services

Counts of Admitted Clients Served by Funding Source for Each Agency During FY1993

NORMAN ALCOHOL AND DRUG TREATMENT CENTER

	Total	Funding Source					Other
		Mental Health	Substance Abuse	Domestic Violence	Residential Care	Medicaid	
Kay	14	0	14	0	0	0	0
Kingfisher	3	0	3	0	0	0	0
Kiowa	5	0	5	0	0	0	0
Latimer	1	0	1	0	0	0	0
LeFlore	2	0	2	0	0	0	0
Lincoln	7	0	7	0	0	0	0
Logan	15	0	15	0	0	0	0
Love	2	0	2	0	0	0	0
Major	1	0	1	0	0	0	0
Marshall	9	0	9	0	0	0	0
Mayes	1	0	1	0	0	0	0
McClain	20	0	20	0	0	0	0
McCurtain	6	0	6	0	0	0	0
McIntosh	2	0	2	0	0	0	0
Murray	9	0	9	0	0	0	0
Muskogee	12	0	12	0	0	0	0
Noble	2	0	2	0	0	0	0
Nowata	2	0	2	0	0	0	0
Okfuskee	7	0	7	0	0	0	0
Oklahoma	478	0	478	0	0	0	0
Okmulgee	14	0	14	0	0	0	0
Osage	4	0	4	0	0	0	0
Pawnee	3	0	3	0	0	0	0
Payne	10	0	10	0	0	0	0
Pittsburgh	9	0	9	0	0	0	0
Pontotoc	24	0	24	0	0	0	0
Pottawatomie	50	0	50	0	0	0	0
Pushmataha	2	0	2	0	0	0	0
Rogers	5	0	5	0	0	0	0
Seminole	16	0	16	0	0	0	0
Sequoyah	6	0	6	0	0	0	0
Stephens	12	0	12	0	0	0	0
Texas	3	0	3	0	0	0	0
Tillman	3	0	3	0	0	0	0
Tulsa	114	0	114	0	0	0	0
Wagoner	6	0	6	0	0	0	0
Washington	12	0	12	0	0	0	0
Washita	2	0	2	0	0	0	0
Woods	1	0	1	0	0	0	0
Woodward	4	0	4	0	0	0	0
Out of State/Unknown	22	0	22	0	0	0	0
Other Indicators							
Deaf and Hearing Impaired	13	0	13	0	0	0	0
Dual Diagnosis	1	0	1	0	0	0	0
Homeless	219	0	219	0	0	0	0
SMI (If ever)	485	0	485	0	0	0	0

Notes: The same client may be counted in more than one category, e.g., clients can receive services under more than one contract source, in more than one "County of Residence," or may have multiple "Other Indicators." Please see Definition page for other considerations.

Oklahoma Department of Mental Health and Substance Abuse Services

Counts of Admitted Clients Served by Funding Source for Each Agency During FY1993

NORTH CARE CENTER

	Total	Funding Source					
		Mental Health	Substance Abuse	Domestic Violence	Residential Care	Medicaid	Other
Total							
Unduplicated Count	1,544	1,513	170	0	0	0	1
Sex							
Female	946	923	109	0	0	0	0
Male	598	590	61	0	0	0	1
Age							
0-04	18	18	0	0	0	0	0
05-17	217	216	1	0	0	0	0
18-20	42	42	1	0	0	0	0
21-24	98	97	12	0	0	0	0
25-34	408	393	63	0	0	0	1
35-44	397	387	60	0	0	0	0
45-54	195	192	25	0	0	0	0
55-64	90	89	7	0	0	0	0
65-74	38	38	1	0	0	0	0
75-84	20	20	0	0	0	0	0
85+	21	21	0	0	0	0	0
Race							
White	1,178	1,150	144	0	0	0	1
Black	260	259	16	0	0	0	0
Native American	39	38	7	0	0	0	0
Hispanic	59	58	2	0	0	0	0
Asian	8	8	1	0	0	0	0
Presenting Problem/Diagnosis							
	1,263	1,235	155	0	0	0	1
Social Conditions	249	247	8	0	0	0	0
Deferred/No Diagnosis	32	31	7	0	0	0	0
County of Residence							
Canadian	2	2	0	0	0	0	0
Cleveland	4	4	0	0	0	0	0
Garvin	1	1	0	0	0	0	0
Logan	1	1	0	0	0	0	0
Oklahoma	1,534	1,503	170	0	0	0	1
Pottawatomie	2	2	0	0	0	0	0
Other Indicators							
Deaf and Hearing Impaired	7	7	1	0	0	0	0
Dual Diagnosis	172	163	69	0	0	0	0
Homeless	34	33	4	0	0	0	0
SED (6-17)	62	62	0	0	0	0	0
SMI (If ever)	759	753	96	0	0	0	1

Notes: The same client may be counted in more than one category, e.g., clients can receive services under more than one contract source, in more than one "County of Residence," or may have multiple "Other Indicators." Please see Definition page for other considerations.

Oklahoma Department of Mental Health and Substance Abuse Services

Counts of Admitted Clients Served by Funding Source for Each Agency During FY1993

NORTH FORK RESIDENTIAL CARE

	Total	Funding Source					
		Mental Health	Substance Abuse	Domestic Violence	Residential Care	Medicaid	Other
Total							
Unduplicated Count	75	0	0	0	75	0	0
Sex							
Female	30	0	0	0	30	0	0
Male	45	0	0	0	45	0	0
Age							
18-20	3	0	0	0	3	0	0
21-24	7	0	0	0	7	0	0
25-34	18	0	0	0	18	0	0
35-44	23	0	0	0	23	0	0
45-54	17	0	0	0	17	0	0
55-64	1	0	0	0	1	0	0
65-74	4	0	0	0	4	0	0
75-84	2	0	0	0	2	0	0
Race							
White	53	0	0	0	53	0	0
Black	15	0	0	0	15	0	0
Native American	6	0	0	0	6	0	0
Asian	1	0	0	0	1	0	0
Presenting Problem/Diagnosis							
Social Conditions	62	0	0	0	62	0	0
Deferred/No Diagnosis	13	0	0	0	13	0	0
County of Residence							
Adair	1	0	0	0	1	0	0
Craig	5	0	0	0	5	0	0
McIntosh	56	0	0	0	56	0	0
Murray	5	0	0	0	5	0	0
Muskogee	3	0	0	0	3	0	0
Okmulgee	4	0	0	0	4	0	0
Sequoyah	1	0	0	0	1	0	0
Other Indicators							
Homeless	7	0	0	0	7	0	0
SMI (If ever)	70	0	0	0	70	0	0

Notes: The same client may be counted in more than one category, e.g., clients can receive services under more than one contract source, in more than one "County of Residence," or may have multiple "Other Indicators." Please see Definition page for other considerations.

Oklahoma Department of Mental Health and Substance Abuse Services
Counts of Admitted Clients Served by Funding Source for Each Agency During FY1993
OK COUNTY CRISIS INTERVENTION CENTER

	Total	Funding Source					
		Mental Health	Substance Abuse	Domestic Violence	Residential Care	Medicaid	Other
Total							
Unduplicated Count	1,813	1,523	502	0	0	0	0
Sex							
Female	653	579	133	0	0	0	0
Male	1,160	944	369	0	0	0	0
Age							
18-20	87	77	13	0	0	0	0
21-24	188	166	39	0	0	0	0
25-34	637	538	171	0	0	0	0
35-44	570	467	183	0	0	0	0
45-54	236	196	68	0	0	0	0
55-64	81	66	24	0	0	0	0
65-74	10	9	4	0	0	0	0
75-84	3	3	0	0	0	0	0
85+	1	1	0	0	0	0	0
Race							
White	1,272	1,060	359	0	0	0	0
Black	389	338	91	0	0	0	0
Native American	103	80	43	0	0	0	0
Hispanic	38	34	8	0	0	0	0
Asian	11	11	1	0	0	0	0
Presenting Problem/Diagnosis							
	1,793	1,505	500	0	0	0	0
Social Conditions	8	6	2	0	0	0	0
Deferred/No Diagnosis	12	12	0	0	0	0	0
County of Residence							
Beckham	2	2	0	0	0	0	0
Blaine	1	1	0	0	0	0	0
Bryan	1	1	0	0	0	0	0
Caddo	2	1	1	0	0	0	0
Canadian	22	16	7	0	0	0	0
Carter	1	1	0	0	0	0	0
Cherokee	2	2	0	0	0	0	0
Cleveland	18	16	4	0	0	0	0
Coal	1	1	0	0	0	0	0
Comanche	4	4	1	0	0	0	0
Custer	2	2	0	0	0	0	0
Garfield	2	2	0	0	0	0	0
Garvin	9	8	1	0	0	0	0
Grady	2	1	1	0	0	0	0
Harmon	1	1	0	0	0	0	0
Haskell	2	2	1	0	0	0	0
Kay	2	2	0	0	0	0	0
Kiowa	1	0	1	0	0	0	0
Lincoln	17	13	4	0	0	0	0
Logan	5	5	0	0	0	0	0
McClain	6	5	1	0	0	0	0
McCurtain	2	2	0	0	0	0	0
Okfuskee	1	0	1	0	0	0	0
Oklahoma	1,655	1,392	469	0	0	0	0

Notes: The same client may be counted in more than one category, e.g., clients can receive services under more than one contract source, in more than one "County of Residence," or may have multiple "Other Indicators." Please see Definition page for other considerations.

Oklahoma Department of Mental Health and Substance Abuse Services
Counts of Admitted Clients Served by Funding Source for Each Agency During FY1993
OK COUNTY CRISIS INTERVENTION CENTER

	Funding Source						
	Total	Mental Health	Substance Abuse	Domestic Violence	Residential Care	Medicaid	Other
Okmulgee	1	1	0	0	0	0	0
Ottawa	1	1	0	0	0	0	0
Payne	1	1	0	0	0	0	0
Pittsburgh	1	1	0	0	0	0	0
Pontotoc	2	2	0	0	0	0	0
Pottawatomie	12	9	3	0	0	0	0
Roger Mills	1	0	1	0	0	0	0
Rogers	1	0	1	0	0	0	0
Seminole	4	3	1	0	0	0	0
Stephens	1	1	0	0	0	0	0
Texas	1	1	0	0	0	0	0
Tulsa	2	2	0	0	0	0	0
Wagoner	1	1	0	0	0	0	0
Out of State/Unknown	23	20	4	0	0	0	0
Other Indicators							
Deaf and Hearing Impaired	18	15	5	0	0	0	0
Dual Diagnosis	591	487	209	0	0	0	0
Homeless	286	237	90	0	0	0	0
SMI (If ever)	1,237	1,083	313	0	0	0	0

Notes: The same client may be counted in more than one category, e.g., clients can receive services under more than one contract source, in more than one "County of Residence," or may have multiple "Other Indicators." Please see Definition page for other considerations.

Oklahoma Department of Mental Health and Substance Abuse Services

Counts of Admitted Clients Served by Funding Source for Each Agency During FY1993

OKLAHOMA YOUTH CENTER

	Total	Funding Source					
		Mental Health	Substance Abuse	Domestic Violence	Residential Care	Medicaid	Other
Total							
Unduplicated Count	190	190	0	0	0	0	0
Sex							
Female	54	54	0	0	0	0	0
Male	136	136	0	0	0	0	0
Age							
05-17	176	176	0	0	0	0	0
18-20	14	14	0	0	0	0	0
Race							
White	142	142	0	0	0	0	0
Black	23	23	0	0	0	0	0
Native American	15	15	0	0	0	0	0
Hispanic	10	10	0	0	0	0	0
Presenting Problem/Diagnosis							
	157	157	0	0	0	0	0
Social Conditions	2	2	0	0	0	0	0
Deferred/No Diagnosis	31	31	0	0	0	0	0
County of Residence							
Beckham	2	2	0	0	0	0	0
Blaine	2	2	0	0	0	0	0
Bryan	4	4	0	0	0	0	0
Caddo	1	1	0	0	0	0	0
Canadian	7	7	0	0	0	0	0
Carter	3	3	0	0	0	0	0
Cherokee	3	3	0	0	0	0	0
Choctaw	5	5	0	0	0	0	0
Cleveland	35	35	0	0	0	0	0
Coal	3	3	0	0	0	0	0
Comanche	7	7	0	0	0	0	0
Garfield	5	5	0	0	0	0	0
Garvin	1	1	0	0	0	0	0
Grady	3	3	0	0	0	0	0
Greer	1	1	0	0	0	0	0
Hughes	2	2	0	0	0	0	0
Jackson	1	1	0	0	0	0	0
Jefferson	1	1	0	0	0	0	0
Kay	1	1	0	0	0	0	0
Kiowa	2	2	0	0	0	0	0
LeFlore	1	1	0	0	0	0	0
Lincoln	1	1	0	0	0	0	0
Logan	6	6	0	0	0	0	0
Major	2	2	0	0	0	0	0
Marshall	2	2	0	0	0	0	0
Mayes	1	1	0	0	0	0	0
McClain	6	6	0	0	0	0	0
McCurtain	2	2	0	0	0	0	0
Murray	1	1	0	0	0	0	0
Muskogee	2	2	0	0	0	0	0
Noble	1	1	0	0	0	0	0
Oklahoma	35	35	0	0	0	0	0

Notes: The same client may be counted in more than one category, e.g., clients can receive services under more than one contract source, in more than one "County of Residence," or may have multiple "Other Indicators." Please see Definition page for other considerations.

Oklahoma Department of Mental Health and Substance Abuse Services

Counts of Admitted Clients Served by Funding Source for Each Agency During FY1993

OKLAHOMA YOUTH CENTER

	Funding Source						
	Total	Mental Health	Substance Abuse	Domestic Violence	Residential Care	Medicaid	Other
Osage	4	4	0	0	0	0	0
Payne	1	1	0	0	0	0	0
Pittsburgh	2	2	0	0	0	0	0
Pontotoc	5	5	0	0	0	0	0
Pottawatomie	4	4	0	0	0	0	0
Pushmataha	2	2	0	0	0	0	0
Roger Mills	1	1	0	0	0	0	0
Sequoyah	3	3	0	0	0	0	0
Stephens	2	2	0	0	0	0	0
Texas	1	1	0	0	0	0	0
Tulsa	10	10	0	0	0	0	0
Wagoner	3	3	0	0	0	0	0
Woods	2	2	0	0	0	0	0
Woodward	1	1	0	0	0	0	0
Other Indicators							
Deaf and Hearing Impaired	2	2	0	0	0	0	0
Dual Diagnosis	14	14	0	0	0	0	0
Homeless	13	13	0	0	0	0	0
SED (6-17)	103	103	0	0	0	0	0
SMI (If ever)	43	43	0	0	0	0	0

Notes: The same client may be counted in more than one category, e.g., clients can receive services under more than one contract source, in more than one "County of Residence," or may have multiple "Other Indicators." Please see Definition page for other considerations.

Oklahoma Department of Mental Health and Substance Abuse Services

Counts of Admitted Clients Served by Funding Source for Each Agency During FY1993

OPPORTUNITIES, INC.

	Total	Funding Source					
		Mental Health	Substance Abuse	Domestic Violence	Residential Care	Medicaid	Other
Total							
Unduplicated Count	452	0	452	0	0	0	0
Sex							
Female	83	0	83	0	0	0	0
Male	369	0	369	0	0	0	0
Age							
18-20	11	0	11	0	0	0	0
21-24	62	0	62	0	0	0	0
25-34	231	0	231	0	0	0	0
35-44	107	0	107	0	0	0	0
45-54	35	0	35	0	0	0	0
55-64	4	0	4	0	0	0	0
65-74	1	0	1	0	0	0	0
85+	1	0	1	0	0	0	0
Race							
White	281	0	281	0	0	0	0
Black	115	0	115	0	0	0	0
Native American	47	0	47	0	0	0	0
Hispanic	9	0	9	0	0	0	0
Presenting Problem/Diagnosis							
	452	0	452	0	0	0	0
Deferred/No Diagnosis	26	0	26	0	0	0	0
County of Residence							
Alfalfa	1	0	1	0	0	0	0
Beckham	4	0	4	0	0	0	0
Blaine	17	0	17	0	0	0	0
Bryan	4	0	4	0	0	0	0
Caddo	14	0	14	0	0	0	0
Canadian	15	0	15	0	0	0	0
Carter	1	0	1	0	0	0	0
Cleveland	14	0	14	0	0	0	0
Comanche	8	0	8	0	0	0	0
Cotton	1	0	1	0	0	0	0
Craig	1	0	1	0	0	0	0
Custer	69	0	69	0	0	0	0
Delaware	1	0	1	0	0	0	0
Dewey	1	0	1	0	0	0	0
Garfield	6	0	6	0	0	0	0
Garvin	3	0	3	0	0	0	0
Grady	7	0	7	0	0	0	0
Greer	1	0	1	0	0	0	0
Harper	1	0	1	0	0	0	0
Hughes	1	0	1	0	0	0	0
Jackson	3	0	3	0	0	0	0
Kay	7	0	7	0	0	0	0
Kingfisher	4	0	4	0	0	0	0
Kiowa	4	0	4	0	0	0	0
Lincoln	3	0	3	0	0	0	0
Logan	4	0	4	0	0	0	0
Love	1	0	1	0	0	0	0

Notes: The same client may be counted in more than one category, e.g., clients can receive services under more than one contract source, in more than one "County of Residence," or may have multiple "Other Indicators." Please see Definition page for other considerations.

Oklahoma Department of Mental Health and Substance Abuse Services
Counts of Admitted Clients Served by Funding Source for Each Agency During FY1993
OPPORTUNITIES, INC.

	Funding Source						
	Total	Mental Health	Substance Abuse	Domestic Violence	Residential Care	Medicaid	Other
Major	4	0	4	0	0	0	0
Marshall	1	0	1	0	0	0	0
McClain	4	0	4	0	0	0	0
McCurtain	2	0	2	0	0	0	0
McIntosh	1	0	1	0	0	0	0
Oklahoma	150	0	150	0	0	0	0
Osage	1	0	1	0	0	0	0
Payne	6	0	6	0	0	0	0
Pittsburgh	2	0	2	0	0	0	0
Pontotoc	2	0	2	0	0	0	0
Pottawatomie	8	0	8	0	0	0	0
Pushmataha	2	0	2	0	0	0	0
Roger Mills	1	0	1	0	0	0	0
Rogers	1	0	1	0	0	0	0
Seminole	11	0	11	0	0	0	0
Sequoyah	2	0	2	0	0	0	0
Stephens	26	0	26	0	0	0	0
Tulsa	10	0	10	0	0	0	0
Washington	3	0	3	0	0	0	0
Washita	2	0	2	0	0	0	0
Woodward	7	0	7	0	0	0	0
Out of State/Unknown	10	0	10	0	0	0	0
Other Indicators							
Deaf and Hearing Impaired	2	0	2	0	0	0	0
Homeless	181	0	181	0	0	0	0
SMI (If ever)	94	0	94	0	0	0	0

Notes: The same client may be counted in more than one category, e.g., clients can receive services under more than one contract source, in more than one "County of Residence," or may have multiple "Other Indicators." Please see Definition page for other considerations.

Oklahoma Department of Mental Health and Substance Abuse Services

Counts of Admitted Clients Served by Funding Source for Each Agency During FY1993

PARKSIDE, INC.

	Total	Funding Source					
		Mental Health	Substance Abuse	Domestic Violence	Residential Care	Medicaid	Other
Total							
Unduplicated Count	2,355	2,319	645	0	0	0	0
Sex							
Female	1,225	1,206	247	0	0	0	0
Male	1,130	1,113	398	0	0	0	0
Age							
0-04	1	1	0	0	0	0	0
05-17	2	2	0	0	0	0	0
18-20	63	61	24	0	0	0	0
21-24	195	188	75	0	0	0	0
25-34	716	705	236	0	0	0	0
35-44	742	729	221	0	0	0	0
45-54	382	381	65	0	0	0	0
55-64	175	173	19	0	0	0	0
65-74	64	64	4	0	0	0	0
75-84	15	15	1	0	0	0	0
Race							
White	1,740	1,717	479	0	0	0	0
Black	437	432	103	0	0	0	0
Native American	126	118	55	0	0	0	0
Hispanic	39	39	7	0	0	0	0
Asian	13	13	1	0	0	0	0
Presenting Problem/Diagnosis							
	2,325	2,289	644	0	0	0	0
Social Conditions	7	7	0	0	0	0	0
Deferred/No Diagnosis	23	23	1	0	0	0	0
County of Residence							
Adair	1	1	0	0	0	0	0
Bryan	1	1	0	0	0	0	0
Cherokee	1	1	1	0	0	0	0
Cleveland	1	1	0	0	0	0	0
Creek	11	11	4	0	0	0	0
Delaware	3	3	1	0	0	0	0
Hughes	1	1	1	0	0	0	0
Jefferson	1	1	0	0	0	0	0
Kay	1	1	0	0	0	0	0
LeFlore	3	2	3	0	0	0	0
Mayes	1	1	1	0	0	0	0
Muskogee	2	2	1	0	0	0	0
Okmulgee	5	5	3	0	0	0	0
Osage	14	13	5	0	0	0	0
Pawnee	1	1	0	0	0	0	0
Payne	2	2	0	0	0	0	0
Rogers	5	4	1	0	0	0	0
Sequoyah	1	0	1	0	0	0	0
Tillman	1	1	0	0	0	0	0
Tulsa	2,276	2,244	612	0	0	0	0
Wagoner	11	11	6	0	0	0	0
Washington	1	1	1	0	0	0	0
Washita	1	1	0	0	0	0	0

Notes: The same client may be counted in more than one category, e.g., clients can receive services under more than one contract source, in more than one "County of Residence," or may have multiple "Other Indicators." Please see Definition page for other considerations.

Oklahoma Department of Mental Health and Substance Abuse Services
Counts of Admitted Clients Served by Funding Source for Each Agency During FY1993
PARKSIDE, INC.

	Funding Source						
	Total	Mental Health	Substance Abuse	Domestic Violence	Residential Care	Medicaid	Other
Out of State/Unknown	10	10	4	0	0	0	0
Other Indicators							
Deaf and Hearing Impaired	12	12	4	0	0	0	0
Dual Diagnosis	849	824	469	0	0	0	0
Homeless	328	319	117	0	0	0	0
SMI (If ever)	1,483	1,474	395	0	0	0	0

Notes: The same client may be counted in more than one category, e.g., clients can receive services under more than one contract source, in more than one "County of Residence," or may have multiple "Other Indicators." Please see Definition page for other considerations.

Oklahoma Department of Mental Health and Substance Abuse Services

Counts of Admitted Clients Served by Funding Source for Each Agency During FY1993

PARKVIEW RESIDENTIAL CARE

	Total	Funding Source					
		Mental Health	Substance Abuse	Domestic Violence	Residential Care	Medicaid	Other
Total							
Unduplicated Count	23	0	0	0	23	0	0
Sex							
Female	8	0	0	0	8	0	0
Male	15	0	0	0	15	0	0
Age							
25-34	1	0	0	0	1	0	0
35-44	6	0	0	0	6	0	0
45-54	7	0	0	0	7	0	0
55-64	8	0	0	0	8	0	0
65-74	1	0	0	0	1	0	0
Race							
White	16	0	0	0	16	0	0
Black	6	0	0	0	6	0	0
Native American	1	0	0	0	1	0	0
Presenting Problem/Diagnosis							
	6	0	0	0	6	0	0
Social Conditions	4	0	0	0	4	0	0
Deferred/No Diagnosis	13	0	0	0	13	0	0
County of Residence							
Muskogee	22	0	0	0	22	0	0
Washington	1	0	0	0	1	0	0
Other Indicators							
Homeless	2	0	0	0	2	0	0
SMI (If ever)	16	0	0	0	16	0	0

Notes: The same client may be counted in more than one category, e.g., clients can receive services under more than one contract source, in more than one "County of Residence," or may have multiple "Other Indicators." Please see Definition page for other considerations.

Oklahoma Department of Mental Health and Substance Abuse Services

Counts of Admitted Clients Served by Funding Source for Each Agency During FY1993

PATHWAYS SUPPORTIVE LIVING CTR

	Total	Funding Source					
		Mental Health	Substance Abuse	Domestic Violence	Residential Care	Medicaid	Other
Total							
Unduplicated Count	117	0	0	0	117	0	0
Sex							
Female	43	0	0	0	43	0	0
Male	74	0	0	0	74	0	0
Age							
18-20	1	0	0	0	1	0	0
21-24	7	0	0	0	7	0	0
25-34	31	0	0	0	31	0	0
35-44	34	0	0	0	34	0	0
45-54	21	0	0	0	21	0	0
55-64	17	0	0	0	17	0	0
65-74	5	0	0	0	5	0	0
75-84	1	0	0	0	1	0	0
Race							
White	88	0	0	0	88	0	0
Black	11	0	0	0	11	0	0
Native American	11	0	0	0	11	0	0
Hispanic	6	0	0	0	6	0	0
Asian	1	0	0	0	1	0	0
Presenting Problem/Diagnosis							
	51	0	0	0	51	0	0
Social Conditions	66	0	0	0	66	0	0
County of Residence							
Adair	1	0	0	0	1	0	0
Cleveland	3	0	0	0	3	0	0
Craig	1	0	0	0	1	0	0
Oklahoma	51	0	0	0	51	0	0
Rogers	61	0	0	0	61	0	0
Other Indicators							
Deaf and Hearing Impaired	1	0	0	0	1	0	0
Dual Diagnosis	6	0	0	0	6	0	0
Homeless	4	0	0	0	4	0	0
SMI (If ever)	116	0	0	0	116	0	0

Notes: The same client may be counted in more than one category, e.g., clients can receive services under more than one contract source, in more than one "County of Residence," or may have multiple "Other Indicators." Please see Definition page for other considerations.

Oklahoma Department of Mental Health and Substance Abuse Services
Counts of Admitted Clients Served by Funding Source for Each Agency During FY1993
PAWNEE TRIBE OF OKLAHOMA

		Funding Source						
		Total	Mental Health	Substance Abuse	Domestic Violence	Residential Care	Medicaid	Other
Total	Unduplicated Count	10	10	0	0	0	0	0
Sex	Female	5	5	0	0	0	0	0
	Male	5	5	0	0	0	0	0
Age	0-04	2	2	0	0	0	0	0
	05-17	8	8	0	0	0	0	0
Race	Native American	10	10	0	0	0	0	0
Presenting Problem/Diagnosis	Social Conditions	8	8	0	0	0	0	0
	Deferred/No Diagnosis	2	2	0	0	0	0	0
County of Residence	Noble	1	1	0	0	0	0	0
	Okfuskee	1	1	0	0	0	0	0
	Pawnee	7	7	0	0	0	0	0
	Payne	1	1	0	0	0	0	0
Other Indicators	Homeless	1	1	0	0	0	0	0

Notes: The same client may be counted in more than one category, e.g., clients can receive services under more than one contract source, in more than one "County of Residence," or may have multiple "Other Indicators." Please see Definition page for other considerations.

Oklahoma Department of Mental Health and Substance Abuse Services

Counts of Admitted Clients Served by Funding Source for Each Agency During FY1993

PAYNE CO COUNSELING SVC,INC.

	Total	Funding Source					
		Mental Health	Substance Abuse	Domestic Violence	Residential Care	Medicaid	Other
Total							
Unduplicated Count	416	6	416	0	0	0	0
Sex							
Female	86	1	86	0	0	0	0
Male	330	5	330	0	0	0	0
Age							
18-20	45	0	45	0	0	0	0
21-24	137	1	137	0	0	0	0
25-34	142	5	142	0	0	0	0
35-44	68	0	68	0	0	0	0
45-54	15	0	15	0	0	0	0
55-64	6	0	6	0	0	0	0
65-74	3	0	3	0	0	0	0
Race							
White	360	2	360	0	0	0	0
Black	14	0	14	0	0	0	0
Native American	33	3	33	0	0	0	0
Hispanic	8	1	8	0	0	0	0
Asian	1	0	1	0	0	0	0
Presenting Problem/Diagnosis							
	413	6	407	0	0	0	0
Social Conditions	3	0	3	0	0	0	0
Deferred/No Diagnosis	6	0	6	0	0	0	0
County of Residence							
Canadian	1	0	1	0	0	0	0
Cherokee	1	0	1	0	0	0	0
Cleveland	4	0	4	0	0	0	0
Comanche	1	0	1	0	0	0	0
Creek	6	0	6	0	0	0	0
Custer	1	0	1	0	0	0	0
Ellis	1	0	1	0	0	0	0
Garfield	3	0	3	0	0	0	0
Grady	1	0	1	0	0	0	0
Kay	6	0	6	0	0	0	0
Kingfisher	1	0	1	0	0	0	0
Latimer	1	0	1	0	0	0	0
Lincoln	14	0	14	0	0	0	0
Logan	5	0	5	0	0	0	0
Muskogee	1	0	1	0	0	0	0
Noble	6	0	6	0	0	0	0
Nowata	1	0	1	0	0	0	0
Oklahoma	19	0	19	0	0	0	0
Okmulgee	2	0	2	0	0	0	0
Osage	3	0	3	0	0	0	0
Pawnee	2	0	2	0	0	0	0
Payne	297	5	297	0	0	0	0
Pottawatomie	6	1	6	0	0	0	0
Rogers	1	0	1	0	0	0	0
Texas	1	0	1	0	0	0	0
Tulsa	22	0	22	0	0	0	0

Notes: The same client may be counted in more than one category, e.g., clients can receive services under more than one contract source, in more than one "County of Residence," or may have multiple "Other Indicators." Please see Definition page for other considerations.

Oklahoma Department of Mental Health and Substance Abuse Services
Counts of Admitted Clients Served by Funding Source for Each Agency During FY1993
PAYNE CO COUNSELING SVC,INC.

	Funding Source						
	Total	Mental Health	Substance Abuse	Domestic Violence	Residential Care	Medicaid	Other
Wagoner	1	0	1	0	0	0	0
Washington	2	0	2	0	0	0	0
Out of State/Unknown	6	0	6	0	0	0	0
Other Indicators							
Deaf and Hearing Impaired	2	0	2	0	0	0	0
Dual Diagnosis	3	0	3	0	0	0	0
Homeless	5	0	5	0	0	0	0
SMI (If ever)	23	1	23	0	0	0	0

Notes: The same client may be counted in more than one category, e.g., clients can receive services under more than one contract source, in more than one "County of Residence," or may have multiple "Other Indicators." Please see Definition page for other considerations.

Oklahoma Department of Mental Health and Substance Abuse Services
Counts of Admitted Clients Served by Funding Source for Each Agency During FY1993
PROJECT SAFE, INC.

	Total	Funding Source					
		Mental Health	Substance Abuse	Domestic Violence	Residential Care	Medicaid	Other
Total							
Unduplicated Count	154	0	0	154	0	0	0
Sex							
Female	136	0	0	136	0	0	0
Male	18	0	0	18	0	0	0
Age							
0-04	11	0	0	11	0	0	0
05-17	30	0	0	30	0	0	0
18-20	8	0	0	8	0	0	0
21-24	14	0	0	14	0	0	0
25-34	55	0	0	55	0	0	0
35-44	24	0	0	24	0	0	0
45-54	10	0	0	10	0	0	0
55-64	2	0	0	2	0	0	0
Race							
White	117	0	0	117	0	0	0
Black	7	0	0	7	0	0	0
Native American	26	0	0	26	0	0	0
Hispanic	2	0	0	2	0	0	0
Asian	2	0	0	2	0	0	0
Presenting Problem/Diagnosis							
	2	0	0	2	0	0	0
Social Conditions	152	0	0	152	0	0	0
County of Residence							
Hughes	2	0	0	2	0	0	0
Lincoln	9	0	0	9	0	0	0
Payne	1	0	0	1	0	0	0
Pottawatomie	141	0	0	141	0	0	0
Seminole	1	0	0	1	0	0	0
Other Indicators							
Homeless	39	0	0	39	0	0	0
SMI (If ever)	13	0	0	13	0	0	0

Notes: The same client may be counted in more than one category, e.g., clients can receive services under more than one contract source, in more than one "County of Residence," or may have multiple "Other Indicators." Please see Definition page for other considerations.

Oklahoma Department of Mental Health and Substance Abuse Services

Counts of Admitted Clients Served by Funding Source for Each Agency During FY1993

RAMBLING ROSE RESIDENTIAL CARE

	Total	Funding Source					
		Mental Health	Substance Abuse	Domestic Violence	Residential Care	Medicaid	Other
Total							
Unduplicated Count	15	0	0	0	15	0	0
Sex							
Female	6	0	0	0	6	0	0
Male	9	0	0	0	9	0	0
Age							
25-34	2	0	0	0	2	0	0
35-44	2	0	0	0	2	0	0
45-54	2	0	0	0	2	0	0
55-64	7	0	0	0	7	0	0
65-74	2	0	0	0	2	0	0
Race							
White	10	0	0	0	10	0	0
Black	2	0	0	0	2	0	0
Native American	2	0	0	0	2	0	0
Hispanic	1	0	0	0	1	0	0
Presenting Problem/Diagnosis							
	6	0	0	0	6	0	0
Social Conditions	7	0	0	0	7	0	0
Deferred/No Diagnosis	2	0	0	0	2	0	0
County of Residence							
Craig	1	0	0	0	1	0	0
Latimer	1	0	0	0	1	0	0
Mayes	13	0	0	0	13	0	0
Other Indicators							
Dual Diagnosis	1	0	0	0	1	0	0
Homeless	1	0	0	0	1	0	0
SMI (If ever)	15	0	0	0	15	0	0

Notes: The same client may be counted in more than one category, e.g., clients can receive services under more than one contract source, in more than one "County of Residence," or may have multiple "Other Indicators." Please see Definition page for other considerations.

Oklahoma Department of Mental Health and Substance Abuse Services

Counts of Admitted Clients Served by Funding Source for Each Agency During FY1993

RED ROCK BEHAVIORAL HEALTH SVC

	Total	Funding Source					
		Mental Health	Substance Abuse	Domestic Violence	Residential Care	Medicaid	Other
Total							
Unduplicated Count	2,614	2,546	54	0	0	0	146
Sex							
Female	1,525	1,495	14	0	0	0	77
Male	1,089	1,051	40	0	0	0	69
Age							
0-04	90	90	0	0	0	0	0
05-17	566	563	0	0	0	0	10
18-20	92	92	0	0	0	0	7
21-24	135	126	2	0	0	0	21
25-34	469	446	19	0	0	0	40
35-44	505	480	22	0	0	0	50
45-54	254	248	8	0	0	0	15
55-64	164	162	3	0	0	0	2
65-74	114	114	0	0	0	0	1
75-84	122	122	0	0	0	0	0
85+	103	103	0	0	0	0	0
Race							
White	1,586	1,532	45	0	0	0	86
Black	884	872	6	0	0	0	50
Native American	99	97	3	0	0	0	7
Hispanic	32	32	0	0	0	0	2
Asian	13	13	0	0	0	0	1
Presenting Problem/Diagnosis							
	2,277	2,215	51	0	0	0	139
Social Conditions	294	289	2	0	0	0	5
Deferred/No Diagnosis	43	42	1	0	0	0	2
County of Residence							
Blaine	1	1	0	0	0	0	0
Canadian	10	6	2	0	0	0	3
Carter	1	1	0	0	0	0	0
Cleveland	40	37	3	0	0	0	11
Coal	2	2	0	0	0	0	0
Comanche	1	1	0	0	0	0	0
Creek	2	2	0	0	0	0	0
Dewey	1	1	0	0	0	0	0
Garfield	2	2	0	0	0	0	0
Garvin	1	0	1	0	0	0	0
Hughes	1	1	0	0	0	0	0
Jackson	1	0	0	0	0	0	1
Lincoln	460	460	1	0	0	0	3
Logan	2	0	2	0	0	0	0
Muskogee	1	1	0	0	0	0	1
Oklahoma	1,637	1,583	41	0	0	0	103
Okmulgee	2	2	0	0	0	0	0
Ottawa	1	1	0	0	0	0	0
Payne	1	1	0	0	0	0	0
Pittsburgh	1	1	0	0	0	0	1
Pontotoc	1	0	1	0	0	0	0
Pottawatomie	442	440	3	0	0	0	21

Notes: The same client may be counted in more than one category, e.g., clients can receive services under more than one contract source, in more than one "County of Residence," or may have multiple "Other Indicators." Please see Definition page for other considerations.

Oklahoma Department of Mental Health and Substance Abuse Services

Counts of Admitted Clients Served by Funding Source for Each Agency During FY1993

RED ROCK BEHAVIORAL HEALTH SVC

	Funding Source					
	Total	Mental Health	Substance Abuse	Domestic Violence	Residential Care	Medicaid Other
Pushmataha	1	1	0	0	0	0
Tulsa	1	1	0	0	0	1
Out of State/Unknown	1	1	0	0	0	1
Other Indicators						
Deaf and Hearing Impaired	32	30	2	0	0	0
Dual Diagnosis	378	366	14	0	0	40
Homeless	16	16	0	0	0	1
SED (6-17)	85	85	0	0	0	0
SMI (If ever)	1,189	1,179	15	0	0	81

Notes: The same client may be counted in more than one category, e.g., clients can receive services under more than one contract source, in more than one "County of Residence," or may have multiple "Other Indicators." Please see Definition page for other considerations.

Oklahoma Department of Mental Health and Substance Abuse Services

Counts of Admitted Clients Served by Funding Source for Each Agency During FY1993

RED ROCK WEST

	Total	Funding Source					
		Mental Health	Substance Abuse	Domestic Violence	Residential Care	Medicaid	Other
Total							
Unduplicated Count	1,707	1,707	0	0	0	0	41
Sex							
Female	1,014	1,014	0	0	0	0	23
Male	693	693	0	0	0	0	18
Age							
0-04	17	17	0	0	0	0	0
05-17	216	216	0	0	0	0	0
18-20	89	89	0	0	0	0	4
21-24	170	170	0	0	0	0	6
25-34	430	430	0	0	0	0	18
35-44	369	369	0	0	0	0	9
45-54	208	208	0	0	0	0	4
55-64	108	108	0	0	0	0	0
65-74	59	59	0	0	0	0	0
75-84	28	28	0	0	0	0	0
85+	13	13	0	0	0	0	0
Race							
White	1,455	1,455	0	0	0	0	35
Black	96	96	0	0	0	0	2
Native American	78	78	0	0	0	0	2
Hispanic	75	75	0	0	0	0	2
Asian	3	3	0	0	0	0	0
Presenting Problem/Diagnosis							
	1,359	1,359	0	0	0	0	39
Social Conditions	286	286	0	0	0	0	2
Deferred/No Diagnosis	62	62	0	0	0	0	0
County of Residence							
Alfalfa	1	1	0	0	0	0	0
Beaver	1	1	0	0	0	0	0
Beckham	519	519	0	0	0	0	15
Blaine	211	211	0	0	0	0	4
Bryan	2	2	0	0	0	0	0
Caddo	34	34	0	0	0	0	0
Canadian	1	1	0	0	0	0	0
Comanche	1	1	0	0	0	0	0
Custer	493	493	0	0	0	0	13
Dewey	36	36	0	0	0	0	1
Ellis	1	1	0	0	0	0	0
Garfield	1	1	0	0	0	0	0
Garvin	1	1	0	0	0	0	0
Greer	81	81	0	0	0	0	0
Jackson	3	3	0	0	0	0	0
Kingfisher	1	1	0	0	0	0	0
Kiowa	141	141	0	0	0	0	1
Latimer	1	1	0	0	0	0	0
Lincoln	1	1	0	0	0	0	0
Major	1	1	0	0	0	0	0
Oklahoma	4	4	0	0	0	0	0
Pottawatomie	1	1	0	0	0	0	0

Notes: The same client may be counted in more than one category, e.g., clients can receive services under more than one contract source, in more than one "County of Residence," or may have multiple "Other Indicators." Please see Definition page for other considerations.

Oklahoma Department of Mental Health and Substance Abuse Services

Counts of Admitted Clients Served by Funding Source for Each Agency During FY1993

RED ROCK WEST

	Funding Source						Other
	Total	Mental Health	Substance Abuse	Domestic Violence	Residential Care	Medicaid	
Roger Mills	21	21	0	0	0	0	0
Rogers	1	1	0	0	0	0	0
Seminole	1	1	0	0	0	0	1
Tillman	1	1	0	0	0	0	0
Tulsa	2	2	0	0	0	0	0
Washita	142	142	0	0	0	0	5
Woodward	1	1	0	0	0	0	1
Out of State/Unknown	2	2	0	0	0	0	0
Other Indicators							
Deaf and Hearing Impaired	15	15	0	0	0	0	0
Dual Diagnosis	146	146	0	0	0	0	9
Homeless	39	39	0	0	0	0	5
SED (6-17)	41	41	0	0	0	0	0
SMI (If ever)	784	784	0	0	0	0	35

Notes: The same client may be counted in more than one category, e.g., clients can receive services under more than one contract source, in more than one "County of Residence," or may have multiple "Other Indicators." Please see Definition page for other considerations.

Oklahoma Department of Mental Health and Substance Abuse Services

Counts of Admitted Clients Served by Funding Source for Each Agency During FY1993

ROADBACK, INC.

	Total	Funding Source					
		Mental Health	Substance Abuse	Domestic Violence	Residential Care	Medicaid	Other
Total							
Unduplicated Count	314	0	314	0	0	0	0
Sex							
Female	91	0	91	0	0	0	0
Male	223	0	223	0	0	0	0
Age							
05-17	21	0	21	0	0	0	0
18-20	17	0	17	0	0	0	0
21-24	20	0	20	0	0	0	0
25-34	107	0	107	0	0	0	0
35-44	93	0	93	0	0	0	0
45-54	39	0	39	0	0	0	0
55-64	13	0	13	0	0	0	0
65-74	4	0	4	0	0	0	0
Race							
White	181	0	181	0	0	0	0
Black	52	0	52	0	0	0	0
Native American	69	0	69	0	0	0	0
Hispanic	12	0	12	0	0	0	0
Presenting Problem/Diagnosis							
	312	0	312	0	0	0	0
Deferred/No Diagnosis	25	0	25	0	0	0	0
County of Residence							
Bryan	1	0	1	0	0	0	0
Caddo	15	0	15	0	0	0	0
Carter	3	0	3	0	0	0	0
Cherokee	1	0	1	0	0	0	0
Cleveland	2	0	2	0	0	0	0
Comanche	189	0	189	0	0	0	0
Cotton	3	0	3	0	0	0	0
Custer	4	0	4	0	0	0	0
Garfield	2	0	2	0	0	0	0
Garvin	1	0	1	0	0	0	0
Grady	6	0	6	0	0	0	0
Greer	3	0	3	0	0	0	0
Harmon	1	0	1	0	0	0	0
Jackson	9	0	9	0	0	0	0
Jefferson	2	0	2	0	0	0	0
Johnston	2	0	2	0	0	0	0
Kay	1	0	1	0	0	0	0
Kiowa	5	0	5	0	0	0	0
Love	1	0	1	0	0	0	0
McClain	2	0	2	0	0	0	0
McCurtain	1	0	1	0	0	0	0
McIntosh	1	0	1	0	0	0	0
Murray	1	0	1	0	0	0	0
Muskogee	1	0	1	0	0	0	0
Oklahoma	19	0	19	0	0	0	0
Okmulgee	1	0	1	0	0	0	0
Pittsburgh	1	0	1	0	0	0	0

Notes: The same client may be counted in more than one category, e.g., clients can receive services under more than one contract source, in more than one "County of Residence," or may have multiple "Other Indicators." Please see Definition page for other considerations.

Oklahoma Department of Mental Health and Substance Abuse Services

Counts of Admitted Clients Served by Funding Source for Each Agency During FY1993

ROADBACK, INC.

	Total	Funding Source					
		Mental Health	Substance Abuse	Domestic Violence	Residential Care	Medicaid	Other
Pottawatomie	1	0	1	0	0	0	0
Seminole	1	0	1	0	0	0	0
Stephens	11	0	11	0	0	0	0
Texas	1	0	1	0	0	0	0
Tillman	3	0	3	0	0	0	0
Tulsa	5	0	5	0	0	0	0
Washington	1	0	1	0	0	0	0
Washita	1	0	1	0	0	0	0
Out of State/Unknown	12	0	12	0	0	0	0
Other Indicators							
Deaf and Hearing Impaired	2	0	2	0	0	0	0
Homeless	123	0	123	0	0	0	0
SMI (If ever)	48	0	48	0	0	0	0

Notes: The same client may be counted in more than one category, e.g., clients can receive services under more than one contract source, in more than one "County of Residence," or may have multiple "Other Indicators." Please see Definition page for other considerations.

Oklahoma Department of Mental Health and Substance Abuse Services
Counts of Admitted Clients Served by Funding Source for Each Agency During FY1993
ROGERS COUNTY DRUG ABUSE PROGRAM, INC.

	Total	Funding Source					
		Mental Health	Substance Abuse	Domestic Violence	Residential Care	Medicaid	Other
Total							
Unduplicated Count	101	0	101	0	0	0	0
Sex							
Female	45	0	45	0	0	0	0
Male	56	0	56	0	0	0	0
Age							
05-17	7	0	7	0	0	0	0
18-20	10	0	10	0	0	0	0
21-24	12	0	12	0	0	0	0
25-34	31	0	31	0	0	0	0
35-44	26	0	26	0	0	0	0
45-54	11	0	11	0	0	0	0
55-64	1	0	1	0	0	0	0
65-74	3	0	3	0	0	0	0
Race							
White	80	0	80	0	0	0	0
Black	2	0	2	0	0	0	0
Native American	17	0	17	0	0	0	0
Hispanic	1	0	1	0	0	0	0
Asian	1	0	1	0	0	0	0
Presenting Problem/Diagnosis							
	67	0	67	0	0	0	0
Social Conditions	34	0	34	0	0	0	0
County of Residence							
Mayes	4	0	4	0	0	0	0
Rogers	92	0	92	0	0	0	0
Seminole	1	0	1	0	0	0	0
Tulsa	2	0	2	0	0	0	0
Wagoner	2	0	2	0	0	0	0
Other Indicators							
Dual Diagnosis	5	0	5	0	0	0	0
Homeless	1	0	1	0	0	0	0
SMI (If ever)	11	0	11	0	0	0	0

Notes: The same client may be counted in more than one category, e.g., clients can receive services under more than one contract source, in more than one "County of Residence," or may have multiple "Other Indicators." Please see Definition page for other considerations.

Oklahoma Department of Mental Health and Substance Abuse Services

Counts of Admitted Clients Served by Funding Source for Each Agency During FY1993

S.O.S. FOR FAMILIES

	Total	Funding Source					
		Mental Health	Substance Abuse	Domestic Violence	Residential Care	Medicaid	Other
Total							
Unduplicated Count	375	0	0	375	0	0	0
Sex							
Female	297	0	0	297	0	0	0
Male	78	0	0	78	0	0	0
Age							
0-04	64	0	0	64	0	0	0
05-17	93	0	0	93	0	0	0
18-20	13	0	0	13	0	0	0
21-24	41	0	0	41	0	0	0
25-34	94	0	0	94	0	0	0
35-44	36	0	0	36	0	0	0
45-54	21	0	0	21	0	0	0
55-64	4	0	0	4	0	0	0
65-74	7	0	0	7	0	0	0
75-84	1	0	0	1	0	0	0
85+	1	0	0	1	0	0	0
Race							
White	215	0	0	215	0	0	0
Black	85	0	0	85	0	0	0
Native American	66	0	0	66	0	0	0
Hispanic	7	0	0	7	0	0	0
Asian	2	0	0	2	0	0	0
Presenting Problem/Diagnosis							
	7	0	0	7	0	0	0
Social Conditions	365	0	0	365	0	0	0
Deferred/No Diagnosis	3	0	0	3	0	0	0
County of Residence							
Bryan	4	0	0	4	0	0	0
Choctaw	59	0	0	59	0	0	0
Cleveland	1	0	0	1	0	0	0
Kay	4	0	0	4	0	0	0
McCurtain	249	0	0	249	0	0	0
Okfuskee	1	0	0	1	0	0	0
Oklahoma	6	0	0	6	0	0	0
Pushmataha	30	0	0	30	0	0	0
Rogers	1	0	0	1	0	0	0
Stephens	3	0	0	3	0	0	0
Texas	2	0	0	2	0	0	0
Tulsa	1	0	0	1	0	0	0
Washington	1	0	0	1	0	0	0
Out of State/Unknown	13	0	0	13	0	0	0
Other Indicators							
Deaf and Hearing Impaired	1	0	0	1	0	0	0
Homeless	55	0	0	55	0	0	0
SMI (If ever)	21	0	0	21	0	0	0

Notes: The same client may be counted in more than one category, e.g., clients can receive services under more than one contract source, in more than one "County of Residence," or may have multiple "Other Indicators." Please see Definition page for other considerations.

Oklahoma Department of Mental Health and Substance Abuse Services

Counts of Admitted Clients Served by Funding Source for Each Agency During FY1993

S.W. YOUTH & FAMILY SERVICES

	Total	Funding Source					Other
		Mental Health	Substance Abuse	Domestic Violence	Residential Care	Medicaid	
Total							
Unduplicated Count	170	0	170	0	0	0	0
Sex							
Female	104	0	104	0	0	0	0
Male	66	0	66	0	0	0	0
Age							
05-17	65	0	65	0	0	0	0
18-20	20	0	20	0	0	0	0
21-24	8	0	8	0	0	0	0
25-34	33	0	33	0	0	0	0
35-44	34	0	34	0	0	0	0
45-54	7	0	7	0	0	0	0
55-64	1	0	1	0	0	0	0
65-74	2	0	2	0	0	0	0
Race							
White	153	0	153	0	0	0	0
Black	9	0	9	0	0	0	0
Native American	4	0	4	0	0	0	0
Hispanic	3	0	3	0	0	0	0
Asian	1	0	1	0	0	0	0
Presenting Problem/Diagnosis							
	66	0	66	0	0	0	0
Social Conditions	104	0	104	0	0	0	0
Deferred/No Diagnosis	34	0	34	0	0	0	0
County of Residence							
Bryan	1	0	1	0	0	0	0
Caddo	19	0	19	0	0	0	0
Grady	149	0	149	0	0	0	0
Oklahoma	1	0	1	0	0	0	0
Other Indicators							
Dual Diagnosis	4	0	4	0	0	0	0
Homeless	1	0	1	0	0	0	0
SMI (If ever)	18	0	18	0	0	0	0

Notes: The same client may be counted in more than one category, e.g., clients can receive services under more than one contract source, in more than one "County of Residence," or may have multiple "Other Indicators." Please see Definition page for other considerations.

Oklahoma Department of Mental Health and Substance Abuse Services

Counts of Admitted Clients Served by Funding Source for Each Agency During FY1993

SANTE FE RESIDENTIAL CARE

	Total	Funding Source					
		Mental Health	Substance Abuse	Domestic Violence	Residential Care	Medicaid	Other
Total							
Unduplicated Count	23	0	0	0	23	0	0
Sex							
Female	4	0	0	0	4	0	0
Male	19	0	0	0	19	0	0
Age							
18-20	1	0	0	0	1	0	0
25-34	2	0	0	0	2	0	0
35-44	4	0	0	0	4	0	0
45-54	7	0	0	0	7	0	0
55-64	6	0	0	0	6	0	0
65-74	2	0	0	0	2	0	0
75-84	1	0	0	0	1	0	0
Race							
White	21	0	0	0	21	0	0
Native American	2	0	0	0	2	0	0
Presenting Problem/Diagnosis							
	8	0	0	0	8	0	0
Social Conditions	14	0	0	0	14	0	0
Deferred/No Diagnosis	1	0	0	0	1	0	0
County of Residence							
Craig	23	0	0	0	23	0	0
Other Indicators							
Homeless	1	0	0	0	1	0	0
SMI (If ever)	19	0	0	0	19	0	0

Notes: The same client may be counted in more than one category, e.g., clients can receive services under more than one contract source, in more than one "County of Residence," or may have multiple "Other Indicators." Please see Definition page for other considerations.

Oklahoma Department of Mental Health and Substance Abuse Services

Counts of Admitted Clients Served by Funding Source for Each Agency During FY1993

SECOND CHANCE CDU

	Total	Funding Source					Other
		Mental Health	Substance Abuse	Domestic Violence	Residential Care	Medicaid	
Total							
Unduplicated Count	125	1	89	0	0	0	80
Sex							
Female	45	0	31	0	0	0	27
Male	80	1	58	0	0	0	53
Age							
05-17	94	1	68	0	0	0	60
18-20	31	0	21	0	0	0	20
Race							
White	85	0	66	0	0	0	49
Black	4	0	2	0	0	0	3
Native American	30	1	16	0	0	0	25
Hispanic	6	0	5	0	0	0	3
Presenting Problem/Diagnosis							
	123	1	87	0	0	0	37
Social Conditions	2	0	1	0	0	0	1
Deferred/No Diagnosis	42	0	1	0	0	0	42
County of Residence							
Adair	1	0	1	0	0	0	0
Canadian	2	0	2	0	0	0	0
Cimarron	4	0	2	0	0	0	3
Cleveland	29	0	26	0	0	0	18
Comanche	1	0	1	0	0	0	0
Creek	1	0	1	0	0	0	0
Custer	3	0	1	0	0	0	3
Dewey	1	0	0	0	0	0	1
Grady	2	0	1	0	0	0	2
Haskell	3	0	1	0	0	0	3
Hughes	7	0	4	0	0	0	4
Jackson	1	0	1	0	0	0	1
Johnston	1	0	1	0	0	0	1
Kay	1	0	1	0	0	0	1
LeFlore	1	0	0	0	0	0	1
Lincoln	2	0	1	0	0	0	2
McCurtain	1	0	1	0	0	0	0
McIntosh	2	0	2	0	0	0	1
Murray	1	0	1	0	0	0	0
Muskogee	2	0	1	0	0	0	1
Okfuskee	5	0	3	0	0	0	3
Oklahoma	20	1	14	0	0	0	11
Okmulgee	5	0	4	0	0	0	4
Payne	3	0	2	0	0	0	2
Pittsburgh	7	0	3	0	0	0	6
Pontotoc	1	0	0	0	0	0	1
Pottawatomie	5	0	4	0	0	0	3
Seminole	1	0	0	0	0	0	1
Sequoyah	3	0	1	0	0	0	3
Stephens	1	0	1	0	0	0	0
Tulsa	6	0	6	0	0	0	3
Wagoner	1	0	1	0	0	0	1

Notes: The same client may be counted in more than one category, e.g., clients can receive services under more than one contract source, in more than one "County of Residence," or may have multiple "Other Indicators." Please see Definition page for other considerations.

Oklahoma Department of Mental Health and Substance Abuse Services
Counts of Admitted Clients Served by Funding Source for Each Agency During FY1993
SECOND CHANCE CDU

	Funding Source						
	Total	Mental Health	Substance Abuse	Domestic Violence	Residential Care	Medicaid	Other
Woodward	1	0	1	0	0	0	0
Other Indicators							
Dual Diagnosis	6	0	5	0	0	0	4
Homeless	6	0	5	0	0	0	3
SED (6-17)	4	0	3	0	0	0	2
SMI (If ever)	10	0	8	0	0	0	7

Notes: The same client may be counted in more than one category, e.g., clients can receive services under more than one contract source, in more than one "County of Residence," or may have multiple "Other Indicators." Please see Definition page for other considerations.

Oklahoma Department of Mental Health and Substance Abuse Services

Counts of Admitted Clients Served by Funding Source for Each Agency During FY1993

SOAARR, INC.

	Total	Funding Source					Other
		Mental Health	Substance Abuse	Domestic Violence	Residential Care	Medicaid	
Total							
Unduplicated Count	76	0	63	0	0	0	54
Sex							
Female	32	0	26	0	0	0	22
Male	44	0	37	0	0	0	32
Age							
05-17	69	0	59	0	0	0	47
18-20	7	0	4	0	0	0	7
Race							
White	41	0	36	0	0	0	28
Black	1	0	1	0	0	0	1
Native American	19	0	14	0	0	0	14
Hispanic	13	0	11	0	0	0	10
Asian	2	0	1	0	0	0	1
Presenting Problem/Diagnosis							
	76	0	63	0	0	0	13
Deferred/No Diagnosis	41	0	1	0	0	0	41
County of Residence							
Beckham	1	0	1	0	0	0	0
Caddo	4	0	2	0	0	0	3
Carter	3	0	2	0	0	0	1
Cherokee	1	0	1	0	0	0	0
Cleveland	4	0	4	0	0	0	3
Comanche	13	0	12	0	0	0	11
Custer	5	0	3	0	0	0	4
Garfield	1	0	1	0	0	0	1
Jackson	3	0	1	0	0	0	3
Jefferson	1	0	1	0	0	0	0
Kay	1	0	1	0	0	0	0
Logan	3	0	3	0	0	0	3
Oklahoma	8	0	8	0	0	0	5
Ottawa	1	0	0	0	0	0	1
Stephens	2	0	1	0	0	0	2
Tulsa	2	0	2	0	0	0	1
Woodward	3	0	0	0	0	0	3
Out of State/Unknown	20	0	20	0	0	0	13
Other Indicators							
Dual Diagnosis	18	0	13	0	0	0	8
Homeless	4	0	1	0	0	0	4
SED (6-17)	65	0	56	0	0	0	44
SMI (If ever)	4	0	3	0	0	0	2

Notes: The same client may be counted in more than one category, e.g., clients can receive services under more than one contract source, in more than one "County of Residence," or may have multiple "Other Indicators." Please see Definition page for other considerations.

Oklahoma Department of Mental Health and Substance Abuse Services

Counts of Admitted Clients Served by Funding Source for Each Agency During FY1993

SOUTHWEST RETIREMENT HOME, INC

	Total	Funding Source					
		Mental Health	Substance Abuse	Domestic Violence	Residential Care	Medicaid	Other
Total							
Unduplicated Count	75	60	0	0	75	0	0
Sex							
Female	39	30	0	0	39	0	0
Male	36	30	0	0	36	0	0
Age							
18-20	1	0	0	0	1	0	0
25-34	12	7	0	0	12	0	0
35-44	18	17	0	0	18	0	0
45-54	15	11	0	0	15	0	0
55-64	8	6	0	0	8	0	0
65-74	13	13	0	0	13	0	0
75-84	7	6	0	0	7	0	0
85+	1	0	0	0	1	0	0
Race							
White	63	49	0	0	63	0	0
Black	5	5	0	0	5	0	0
Native American	2	2	0	0	2	0	0
Hispanic	5	4	0	0	5	0	0
Presenting Problem/Diagnosis							
	4	2	0	0	2	0	0
Social Conditions	68	57	0	0	11	0	0
Deferred/No Diagnosis	62	1	0	0	62	0	0
County of Residence							
Beckham	1	0	0	0	1	0	0
Cimarron	1	1	0	0	1	0	0
Comanche	72	58	0	0	72	0	0
Out of State/Unknown	1	1	0	0	1	0	0
Other Indicators							
Deaf and Hearing Impaired	1	0	0	0	1	0	0
Homeless	2	1	0	0	2	0	0
SMI (If ever)	57	46	0	0	57	0	0

Notes: The same client may be counted in more than one category, e.g., clients can receive services under more than one contract source, in more than one "County of Residence," or may have multiple "Other Indicators." Please see Definition page for other considerations.

Oklahoma Department of Mental Health and Substance Abuse Services

Counts of Admitted Clients Served by Funding Source for Each Agency During FY1993

STAR MENTAL HEALTH

	Total	Funding Source					
		Mental Health	Substance Abuse	Domestic Violence	Residential Care	Medicaid	Other
Total							
Unduplicated Count	769	769	0	0	0	0	0
Sex							
Female	481	481	0	0	0	0	0
Male	288	288	0	0	0	0	0
Age							
0-04	1	1	0	0	0	0	0
05-17	68	68	0	0	0	0	0
18-20	19	19	0	0	0	0	0
21-24	33	33	0	0	0	0	0
25-34	190	190	0	0	0	0	0
35-44	218	218	0	0	0	0	0
45-54	127	127	0	0	0	0	0
55-64	60	60	0	0	0	0	0
65-74	38	38	0	0	0	0	0
75-84	14	14	0	0	0	0	0
85+	1	1	0	0	0	0	0
Race							
White	546	546	0	0	0	0	0
Black	165	165	0	0	0	0	0
Native American	38	38	0	0	0	0	0
Hispanic	17	17	0	0	0	0	0
Asian	3	3	0	0	0	0	0
Presenting Problem/Diagnosis							
	669	669	0	0	0	0	0
Social Conditions	75	75	0	0	0	0	0
Deferred/No Diagnosis	25	25	0	0	0	0	0
County of Residence							
Craig	1	1	0	0	0	0	0
Noble	1	1	0	0	0	0	0
Osage	37	37	0	0	0	0	0
Rogers	2	2	0	0	0	0	0
Tulsa	725	725	0	0	0	0	0
Washington	1	1	0	0	0	0	0
Washita	1	1	0	0	0	0	0
Out of State/Unknown	1	1	0	0	0	0	0
Other Indicators							
Deaf and Hearing Impaired	3	3	0	0	0	0	0
Dual Diagnosis	103	103	0	0	0	0	0
Homeless	21	21	0	0	0	0	0
SED (6-17)	25	25	0	0	0	0	0
SMI (If ever)	474	474	0	0	0	0	0

Notes: The same client may be counted in more than one category, e.g., clients can receive services under more than one contract source, in more than one "County of Residence," or may have multiple "Other Indicators." Please see Definition page for other considerations.

Oklahoma Department of Mental Health and Substance Abuse Services

Counts of Admitted Clients Served by Funding Source for Each Agency During FY1993

STARTING POINT II, INC.

	Total	Funding Source					
		Mental Health	Substance Abuse	Domestic Violence	Residential Care	Medicaid	Other
Total							
Unduplicated Count	552	0	552	0	0	0	0
Sex							
Female	96	0	96	0	0	0	0
Male	456	0	456	0	0	0	0
Age							
05-17	9	0	9	0	0	0	0
18-20	43	0	43	0	0	0	0
21-24	110	0	110	0	0	0	0
25-34	190	0	190	0	0	0	0
35-44	131	0	131	0	0	0	0
45-54	49	0	49	0	0	0	0
55-64	18	0	18	0	0	0	0
75-84	2	0	2	0	0	0	0
Race							
White	372	0	372	0	0	0	0
Black	50	0	50	0	0	0	0
Native American	115	0	115	0	0	0	0
Hispanic	12	0	12	0	0	0	0
Asian	3	0	3	0	0	0	0
Presenting Problem/Diagnosis							
	537	0	537	0	0	0	0
Social Conditions	15	0	15	0	0	0	0
County of Residence							
Adair	1	0	1	0	0	0	0
Alfalfa	2	0	2	0	0	0	0
Atoka	2	0	2	0	0	0	0
Caddo	2	0	2	0	0	0	0
Canadian	3	0	3	0	0	0	0
Carter	2	0	2	0	0	0	0
Cherokee	5	0	5	0	0	0	0
Choctaw	4	0	4	0	0	0	0
Cleveland	3	0	3	0	0	0	0
Comanche	1	0	1	0	0	0	0
Cotton	1	0	1	0	0	0	0
Creek	5	0	5	0	0	0	0
Delaware	5	0	5	0	0	0	0
Garfield	14	0	14	0	0	0	0
Garvin	2	0	2	0	0	0	0
Grady	1	0	1	0	0	0	0
Hughes	1	0	1	0	0	0	0
Kay	50	0	50	0	0	0	0
Kingfisher	5	0	5	0	0	0	0
LeFlore	1	0	1	0	0	0	0
Lincoln	6	0	6	0	0	0	0
Logan	14	0	14	0	0	0	0
Mayes	1	0	1	0	0	0	0
McClain	1	0	1	0	0	0	0
McCurtain	7	0	7	0	0	0	0
Noble	16	0	16	0	0	0	0

Notes: The same client may be counted in more than one category, e.g., clients can receive services under more than one contract source, in more than one "County of Residence," or may have multiple "Other Indicators." Please see Definition page for other considerations.

Oklahoma Department of Mental Health and Substance Abuse Services
Counts of Admitted Clients Served by Funding Source for Each Agency During FY1993
STARTING POINT II, INC.

	Funding Source						
	Total	Mental Health	Substance Abuse	Domestic Violence	Residential Care	Medicaid	Other
Okfuskee	3	0	3	0	0	0	0
Oklahoma	35	0	35	0	0	0	0
Okmulgee	4	0	4	0	0	0	0
Osage	12	0	12	0	0	0	0
Pawnee	14	0	14	0	0	0	0
Payne	243	0	243	0	0	0	0
Pittsburgh	5	0	5	0	0	0	0
Pottawatomie	18	0	18	0	0	0	0
Pushmataha	1	0	1	0	0	0	0
Rogers	5	0	5	0	0	0	0
Seminole	4	0	4	0	0	0	0
Sequoyah	1	0	1	0	0	0	0
Tulsa	23	0	23	0	0	0	0
Wagoner	3	0	3	0	0	0	0
Washington	11	0	11	0	0	0	0
Woodward	1	0	1	0	0	0	0
Out of State/Unknown	14	0	14	0	0	0	0
Other Indicators							
Deaf and Hearing Impaired	3	0	3	0	0	0	0
Homeless	81	0	81	0	0	0	0
SMI (If ever)	79	0	79	0	0	0	0

Notes: The same client may be counted in more than one category, e.g., clients can receive services under more than one contract source, in more than one "County of Residence," or may have multiple "Other Indicators." Please see Definition page for other considerations.

Oklahoma Department of Mental Health and Substance Abuse Services

Counts of Admitted Clients Served by Funding Source for Each Agency During FY1993

STILLWATER DOMESTIC VIOLENCE SERVICE INC.

	Total	Funding Source					Other
		Mental Health	Substance Abuse	Domestic Violence	Residential Care	Medicaid	
Total							
Unduplicated Count	380	0	0	259	0	0	178
Sex							
Female	237	0	0	177	0	0	89
Male	143	0	0	82	0	0	89
Age							
0-04	110	0	0	47	0	0	85
05-17	78	0	0	47	0	0	51
18-20	12	0	0	10	0	0	4
21-24	34	0	0	25	0	0	10
25-34	84	0	0	78	0	0	15
35-44	35	0	0	30	0	0	6
45-54	14	0	0	12	0	0	2
55-64	4	0	0	4	0	0	1
65-74	2	0	0	2	0	0	0
85+	7	0	0	4	0	0	4
Race							
White	308	0	0	207	0	0	148
Black	36	0	0	22	0	0	24
Native American	21	0	0	18	0	0	3
Hispanic	12	0	0	11	0	0	1
Asian	3	0	0	1	0	0	2
Presenting Problem/Diagnosis							
	8	0	0	7	0	0	1
Social Conditions	343	0	0	250	0	0	93
Deferred/No Diagnosis	85	0	0	2	0	0	84
County of Residence							
Cleveland	2	0	0	2	0	0	0
Creek	2	0	0	2	0	0	0
Lincoln	14	0	0	14	0	0	4
Logan	7	0	0	7	0	0	2
Noble	13	0	0	13	0	0	0
Oklahoma	6	0	0	6	0	0	1
Okmulgee	1	0	0	1	0	0	0
Pawnee	23	0	0	13	0	0	12
Payne	303	0	0	192	0	0	155
Washington	4	0	0	4	0	0	3
Out of State/Unknown	5	0	0	5	0	0	1
Other Indicators							
Deaf and Hearing Impaired	1	0	0	1	0	0	0
Dual Diagnosis	2	0	0	2	0	0	0
Homeless	59	0	0	55	0	0	15
SMI (If ever)	20	0	0	18	0	0	5

Notes: The same client may be counted in more than one category, e.g., clients can receive services under more than one contract source, in more than one "County of Residence," or may have multiple "Other Indicators." Please see Definition page for other considerations.

Oklahoma Department of Mental Health and Substance Abuse Services

Counts of Admitted Clients Served by Funding Source for Each Agency During FY1993

STREET SCHOOL, INC.

		Funding Source					
		Total	Mental Health	Substance Abuse	Domestic Violence	Residential Care	Medicaid Other
Total	Unduplicated Count	39	0	39	0	0	0
Sex	Female	14	0	14	0	0	0
	Male	25	0	25	0	0	0
Age	05-17	35	0	35	0	0	0
	18-20	4	0	4	0	0	0
Race	White	25	0	25	0	0	0
	Black	6	0	6	0	0	0
	Native American	7	0	7	0	0	0
	Asian	1	0	1	0	0	0
Presenting Problem/Diagnosis		33	0	33	0	0	0
	Social Conditions	6	0	6	0	0	0
County of Residence	Tulsa	39	0	39	0	0	0
Other Indicators	SMI (If ever)	2	0	2	0	0	0

Notes: The same client may be counted in more than one category, e.g., clients can receive services under more than one contract source, in more than one "County of Residence," or may have multiple "Other Indicators." Please see Definition page for other considerations.

Oklahoma Department of Mental Health and Substance Abuse Services

Counts of Admitted Clients Served by Funding Source for Each Agency During FY1993

SUGAR MOUNTAIN RETREAT

	Total	Funding Source					
		Mental Health	Substance Abuse	Domestic Violence	Residential Care	Medicaid	Other
Total							
Unduplicated Count	61	0	0	0	61	0	0
Sex							
Female	24	0	0	0	24	0	0
Male	37	0	0	0	37	0	0
Age							
18-20	2	0	0	0	2	0	0
21-24	5	0	0	0	5	0	0
25-34	23	0	0	0	23	0	0
35-44	16	0	0	0	16	0	0
45-54	12	0	0	0	12	0	0
55-64	1	0	0	0	1	0	0
65-74	2	0	0	0	2	0	0
Race							
White	47	0	0	0	47	0	0
Native American	13	0	0	0	13	0	0
Hispanic	1	0	0	0	1	0	0
Presenting Problem/Diagnosis							
	41	0	0	0	41	0	0
Social Conditions	20	0	0	0	20	0	0
County of Residence							
Cherokee	60	0	0	0	60	0	0
LeFlore	1	0	0	0	1	0	0
Other Indicators							
Dual Diagnosis	6	0	0	0	6	0	0
Homeless	2	0	0	0	2	0	0
SMI (If ever)	56	0	0	0	56	0	0

Notes: The same client may be counted in more than one category, e.g., clients can receive services under more than one contract source, in more than one "County of Residence," or may have multiple "Other Indicators." Please see Definition page for other considerations.

Oklahoma Department of Mental Health and Substance Abuse Services

Counts of Admitted Clients Served by Funding Source for Each Agency During FY1993

SUNBEAM FAMILY SERVICES

	Total	Funding Source					Medicaid	Other
		Mental Health	Substance Abuse	Domestic Violence	Residential Care			
Total								
Unduplicated Count	38	38	0	0	0	0	0	0
Sex								
Female	18	18	0	0	0	0	0	0
Male	20	20	0	0	0	0	0	0
Age								
0-04	1	1	0	0	0	0	0	0
05-17	34	34	0	0	0	0	0	0
18-20	3	3	0	0	0	0	0	0
Race								
White	25	25	0	0	0	0	0	0
Black	10	10	0	0	0	0	0	0
Native American	2	2	0	0	0	0	0	0
Hispanic	1	1	0	0	0	0	0	0
Presenting Problem/Diagnosis								
	4	4	0	0	0	0	0	0
Social Conditions	34	34	0	0	0	0	0	0
County of Residence								
Caddo	1	1	0	0	0	0	0	0
Canadian	2	2	0	0	0	0	0	0
Cleveland	4	4	0	0	0	0	0	0
Coal	1	1	0	0	0	0	0	0
Garfield	2	2	0	0	0	0	0	0
Grady	1	1	0	0	0	0	0	0
Kingfisher	1	1	0	0	0	0	0	0
McClain	1	1	0	0	0	0	0	0
Muskogee	1	1	0	0	0	0	0	0
Oklahoma	19	19	0	0	0	0	0	0
Payne	1	1	0	0	0	0	0	0
Pottawatomie	2	2	0	0	0	0	0	0
Tulsa	2	2	0	0	0	0	0	0
Other Indicators								
SED (6-17)	14	14	0	0	0	0	0	0
SMI (If ever)	5	5	0	0	0	0	0	0

Notes: The same client may be counted in more than one category, e.g., clients can receive services under more than one contract source, in more than one "County of Residence," or may have multiple "Other Indicators." Please see Definition page for other considerations.

Oklahoma Department of Mental Health and Substance Abuse Services

Counts of Admitted Clients Served by Funding Source for Each Agency During FY1993

SUNNY ACRES BOARDING MANOR, INC.

		Funding Source						
		Total	Mental Health	Substance Abuse	Domestic Violence	Residential Care	Medicaid	Other
Total	Unduplicated Count	42	0	0	0	42	0	17
Sex	Female	18	0	0	0	18	0	5
	Male	24	0	0	0	24	0	12
Age	21-24	2	0	0	0	2	0	1
	25-34	3	0	0	0	3	0	2
	35-44	9	0	0	0	9	0	5
	45-54	7	0	0	0	7	0	2
	55-64	11	0	0	0	11	0	2
	65-74	9	0	0	0	9	0	4
	75-84	1	0	0	0	1	0	1
Race	White	31	0	0	0	31	0	13
	Black	8	0	0	0	8	0	3
	Native American	3	0	0	0	3	0	1
Presenting Problem/Diagnosis		28	0	0	0	28	0	0
	Social Conditions	12	0	0	0	12	0	0
	Deferred/No Diagnosis	17	0	0	0	2	0	17
County of Residence	Garfield	1	0	0	0	1	0	0
	Tulsa	41	0	0	0	41	0	17
Other Indicators	Dual Diagnosis	4	0	0	0	4	0	2
	Homeless	2	0	0	0	2	0	1
	SMI (If ever)	42	0	0	0	42	0	17

Notes: The same client may be counted in more than one category, e.g., clients can receive services under more than one contract source, in more than one "County of Residence," or may have multiple "Other Indicators." Please see Definition page for other considerations.

Oklahoma Department of Mental Health and Substance Abuse Services

Counts of Admitted Clients Served by Funding Source for Each Agency During FY1993

SUNNY ACRES RESIDENTIAL CARE

	Total	Funding Source					
		Mental Health	Substance Abuse	Domestic Violence	Residential Care	Medicaid	Other
Total							
Unduplicated Count	45	0	0	0	45	0	0
Sex							
Female	7	0	0	0	7	0	0
Male	38	0	0	0	38	0	0
Age							
18-20	2	0	0	0	2	0	0
21-24	2	0	0	0	2	0	0
25-34	8	0	0	0	8	0	0
35-44	18	0	0	0	18	0	0
45-54	6	0	0	0	6	0	0
55-64	4	0	0	0	4	0	0
65-74	4	0	0	0	4	0	0
75-84	1	0	0	0	1	0	0
Race							
White	31	0	0	0	31	0	0
Black	8	0	0	0	8	0	0
Native American	5	0	0	0	5	0	0
Hispanic	1	0	0	0	1	0	0
Presenting Problem/Diagnosis							
	14	0	0	0	14	0	0
Social Conditions	30	0	0	0	30	0	0
Deferred/No Diagnosis	1	0	0	0	1	0	0
County of Residence							
Mayes	45	0	0	0	45	0	0
Other Indicators							
Dual Diagnosis	5	0	0	0	5	0	0
SMI (If ever)	45	0	0	0	45	0	0

Notes: The same client may be counted in more than one category, e.g., clients can receive services under more than one contract source, in more than one "County of Residence," or may have multiple "Other Indicators." Please see Definition page for other considerations.

Oklahoma Department of Mental Health and Substance Abuse Services

Counts of Admitted Clients Served by Funding Source for Each Agency During FY1993

THE NEXT STEP NETWORK, INC.

	Total	Funding Source					Other
		Mental Health	Substance Abuse	Domestic Violence	Residential Care	Medicaid	
Total							
Unduplicated Count	246	0	244	0	0	0	33
Sex							
Female	91	0	91	0	0	0	5
Male	155	0	153	0	0	0	28
Age							
05-17	11	0	10	0	0	0	3
18-20	17	0	17	0	0	0	1
21-24	31	0	31	0	0	0	4
25-34	98	0	97	0	0	0	14
35-44	58	0	58	0	0	0	9
45-54	22	0	22	0	0	0	1
55-64	5	0	5	0	0	0	0
65-74	2	0	2	0	0	0	0
75-84	2	0	2	0	0	0	1
Race							
White	198	0	196	0	0	0	26
Black	6	0	6	0	0	0	3
Native American	16	0	16	0	0	0	2
Hispanic	26	0	26	0	0	0	2
Presenting Problem/Diagnosis							
	191	0	191	0	0	0	0
Social Conditions	55	0	53	0	0	0	2
Deferred/No Diagnosis	31	0	0	0	0	0	31
County of Residence							
Beaver	6	0	6	0	0	0	0
Beckham	7	0	7	0	0	0	2
Blaine	3	0	3	0	0	0	0
Canadian	1	0	1	0	0	0	0
Carter	1	0	1	0	0	0	1
Choctaw	1	0	1	0	0	0	1
Cimarron	11	0	11	0	0	0	1
Comanche	1	0	1	0	0	0	0
Cotton	1	0	1	0	0	0	0
Custer	8	0	8	0	0	0	2
Dewey	2	0	2	0	0	0	0
Garfield	4	0	4	0	0	0	0
Grady	3	0	3	0	0	0	1
Greer	6	0	6	0	0	0	2
Harper	1	0	1	0	0	0	0
Kiowa	3	0	3	0	0	0	1
Lincoln	1	0	1	0	0	0	0
Logan	1	0	1	0	0	0	0
Murray	1	0	1	0	0	0	0
Okfuskee	1	0	1	0	0	0	0
Oklahoma	8	0	8	0	0	0	1
Osage	2	0	2	0	0	0	2
Pawnee	2	0	2	0	0	0	0
Payne	1	0	1	0	0	0	0
Pittsburgh	1	0	1	0	0	0	1

Notes: The same client may be counted in more than one category, e.g., clients can receive services under more than one contract source, in more than one "County of Residence," or may have multiple "Other Indicators." Please see Definition page for other considerations.

Oklahoma Department of Mental Health and Substance Abuse Services
Counts of Admitted Clients Served by Funding Source for Each Agency During FY1993
THE NEXT STEP NETWORK, INC.

	Funding Source						
	Total	Mental Health	Substance Abuse	Domestic Violence	Residential Care	Medicaid	Other
Pottawatomie	2	0	2	0	0	0	0
Roger Mills	1	0	1	0	0	0	0
Rogers	1	0	1	0	0	0	0
Stephens	1	0	1	0	0	0	1
Texas	137	0	135	0	0	0	14
Tillman	1	0	1	0	0	0	0
Washington	1	0	1	0	0	0	0
Washita	1	0	1	0	0	0	0
Woods	2	0	2	0	0	0	1
Woodward	7	0	7	0	0	0	0
Out of State/Unknown	15	0	15	0	0	0	2
Other Indicators							
Dual Diagnosis	9	0	9	0	0	0	0
Homeless	31	0	31	0	0	0	7
SMI (If ever)	25	0	25	0	0	0	5

Notes: The same client may be counted in more than one category, e.g., clients can receive services under more than one contract source, in more than one "County of Residence," or may have multiple "Other Indicators." Please see Definition page for other considerations.

Oklahoma Department of Mental Health and Substance Abuse Services

Counts of Admitted Clients Served by Funding Source for Each Agency During FY1993

THE OAKS BEHAVIORAL HEALTH CENTER

	Total	Funding Source					
		Mental Health	Substance Abuse	Domestic Violence	Residential Care	Medicaid	Other
Total							
Unduplicated Count	373	0	371	0	0	0	6
Sex							
Female	178	0	178	0	0	0	2
Male	195	0	193	0	0	0	4
Age							
0-04	50	0	50	0	0	0	0
05-17	45	0	45	0	0	0	0
18-20	14	0	14	0	0	0	1
21-24	40	0	39	0	0	0	2
25-34	108	0	108	0	0	0	1
35-44	82	0	81	0	0	0	2
45-54	21	0	21	0	0	0	0
55-64	7	0	7	0	0	0	0
65-74	5	0	5	0	0	0	0
75-84	1	0	1	0	0	0	0
Race							
White	247	0	245	0	0	0	3
Black	75	0	75	0	0	0	1
Native American	37	0	37	0	0	0	2
Hispanic	13	0	13	0	0	0	0
Asian	1	0	1	0	0	0	0
Presenting Problem/Diagnosis							
	297	0	295	0	0	0	6
Social Conditions	75	0	75	0	0	0	0
Deferred/No Diagnosis	13	0	13	0	0	0	0
County of Residence							
Atoka	7	0	7	0	0	0	0
Blaine	1	0	1	0	0	0	0
Bryan	2	0	2	0	0	0	0
Caddo	2	0	2	0	0	0	0
Carter	10	0	10	0	0	0	0
Cherokee	4	0	4	0	0	0	1
Choctaw	2	0	2	0	0	0	0
Cleveland	5	0	5	0	0	0	0
Coal	1	0	1	0	0	0	0
Comanche	1	0	1	0	0	0	0
Craig	1	0	1	0	0	0	0
Creek	2	0	2	0	0	0	0
Custer	4	0	4	0	0	0	0
Garvin	1	0	1	0	0	0	0
Haskell	11	0	11	0	0	0	0
Hughes	3	0	3	0	0	0	0
Jackson	1	0	1	0	0	0	0
Kay	11	0	11	0	0	0	0
Kiowa	2	0	2	0	0	0	0
Latimer	6	0	6	0	0	0	0
LeFlore	14	0	14	0	0	0	1
Lincoln	1	0	1	0	0	0	0
Marshall	2	0	2	0	0	0	0

Notes: The same client may be counted in more than one category, e.g., clients can receive services under more than one contract source, in more than one "County of Residence," or may have multiple "Other Indicators." Please see Definition page for other considerations.

Oklahoma Department of Mental Health and Substance Abuse Services

Counts of Admitted Clients Served by Funding Source for Each Agency During FY1993

THE OAKS BEHAVIORAL HEALTH CENTER

	Funding Source						
	Total	Mental Health	Substance Abuse	Domestic Violence	Residential Care	Medicaid	Other
Mayes	1	0	1	0	0	0	0
McClain	2	0	2	0	0	0	0
McCurtain	5	0	5	0	0	0	0
McIntosh	5	0	5	0	0	0	0
Muskogee	16	0	16	0	0	0	0
Okfuskee	2	0	2	0	0	0	0
Oklahoma	49	0	49	0	0	0	0
Okmulgee	11	0	11	0	0	0	0
Osage	6	0	6	0	0	0	1
Payne	5	0	5	0	0	0	0
Pittsburgh	110	0	108	0	0	0	2
Pontotoc	2	0	2	0	0	0	0
Pottawatomie	2	0	2	0	0	0	0
Rogers	4	0	4	0	0	0	0
Seminole	8	0	8	0	0	0	1
Sequoyah	2	0	2	0	0	0	0
Stephens	2	0	2	0	0	0	0
Tillman	2	0	2	0	0	0	0
Tulsa	38	0	38	0	0	0	0
Wagoner	1	0	1	0	0	0	0
Washington	2	0	2	0	0	0	0
Out of State/Unknown	4	0	4	0	0	0	0
Other Indicators							
Deaf and Hearing Impaired	3	0	3	0	0	0	0
Dual Diagnosis	10	0	10	0	0	0	0
Homeless	38	0	38	0	0	0	0
SED (6-17)	1	0	1	0	0	0	0
SMI (If ever)	49	0	48	0	0	0	2

Notes: The same client may be counted in more than one category, e.g., clients can receive services under more than one contract source, in more than one "County of Residence," or may have multiple "Other Indicators." Please see Definition page for other considerations.

Oklahoma Department of Mental Health and Substance Abuse Services

Counts of Admitted Clients Served by Funding Source for Each Agency During FY1993

THE REFERRAL CENTER

	Total	Funding Source					
		Mental Health	Substance Abuse	Domestic Violence	Residential Care	Medicaid	Other
Total							
Unduplicated Count	933	0	933	0	0	0	0
Sex							
Female	257	0	257	0	0	0	0
Male	676	0	676	0	0	0	0
Age							
05-17	2	0	2	0	0	0	0
18-20	29	0	29	0	0	0	0
21-24	105	0	105	0	0	0	0
25-34	466	0	466	0	0	0	0
35-44	246	0	246	0	0	0	0
45-54	62	0	62	0	0	0	0
55-64	19	0	19	0	0	0	0
65-74	3	0	3	0	0	0	0
75-84	1	0	1	0	0	0	0
Race							
White	522	0	522	0	0	0	0
Black	351	0	351	0	0	0	0
Native American	43	0	43	0	0	0	0
Hispanic	15	0	15	0	0	0	0
Asian	2	0	2	0	0	0	0
Presenting Problem/Diagnosis							
	908	0	908	0	0	0	0
Social Conditions	19	0	19	0	0	0	0
Deferred/No Diagnosis	6	0	6	0	0	0	0
County of Residence							
Alfalfa	1	0	1	0	0	0	0
Beckham	2	0	2	0	0	0	0
Blaine	4	0	4	0	0	0	0
Bryan	3	0	3	0	0	0	0
Caddo	2	0	2	0	0	0	0
Canadian	21	0	21	0	0	0	0
Carter	9	0	9	0	0	0	0
Choctaw	1	0	1	0	0	0	0
Cleveland	23	0	23	0	0	0	0
Comanche	2	0	2	0	0	0	0
Custer	2	0	2	0	0	0	0
Garfield	1	0	1	0	0	0	0
Garvin	3	0	3	0	0	0	0
Grady	13	0	13	0	0	0	0
Grant	1	0	1	0	0	0	0
Jefferson	1	0	1	0	0	0	0
Johnston	2	0	2	0	0	0	0
Lincoln	2	0	2	0	0	0	0
Logan	9	0	9	0	0	0	0
Major	1	0	1	0	0	0	0
Marshall	4	0	4	0	0	0	0
McClain	7	0	7	0	0	0	0
McCurtain	1	0	1	0	0	0	0
Murray	1	0	1	0	0	0	0

Notes: The same client may be counted in more than one category, e.g., clients can receive services under more than one contract source, in more than one "County of Residence," or may have multiple "Other Indicators." Please see Definition page for other considerations.

Oklahoma Department of Mental Health and Substance Abuse Services
Counts of Admitted Clients Served by Funding Source for Each Agency During FY1993
THE REFERRAL CENTER

	Funding Source						
	Total	Mental Health	Substance Abuse	Domestic Violence	Residential Care	Medicaid	Other
Muskogee	2	0	2	0	0	0	0
Noble	1	0	1	0	0	0	0
Oklahoma	774	0	774	0	0	0	0
Okmulgee	1	0	1	0	0	0	0
Osage	3	0	3	0	0	0	0
Pittsburgh	1	0	1	0	0	0	0
Pontotoc	4	0	4	0	0	0	0
Pottawatomie	16	0	16	0	0	0	0
Seminole	1	0	1	0	0	0	0
Stephens	3	0	3	0	0	0	0
Tulsa	2	0	2	0	0	0	0
Wagoner	1	0	1	0	0	0	0
Washita	1	0	1	0	0	0	0
Out of State/Unknown	7	0	7	0	0	0	0
Other Indicators							
Deaf and Hearing Impaired	4	0	4	0	0	0	0
Dual Diagnosis	2	0	2	0	0	0	0
Homeless	109	0	109	0	0	0	0
SMI (If ever)	167	0	167	0	0	0	0

Notes: The same client may be counted in more than one category, e.g., clients can receive services under more than one contract source, in more than one "County of Residence," or may have multiple "Other Indicators." Please see Definition page for other considerations.

Oklahoma Department of Mental Health and Substance Abuse Services

Counts of Admitted Clients Served by Funding Source for Each Agency During FY1993

TRI-CITY SUBSTANCE ABUSE CTR

	Total	Funding Source					Other
		Mental Health	Substance Abuse	Domestic Violence	Residential Care	Medicaid	
Total							
Unduplicated Count	209	0	209	0	0	0	5
Sex							
Female	109	0	109	0	0	0	3
Male	100	0	100	0	0	0	2
Age							
05-17	36	0	36	0	0	0	0
18-20	30	0	30	0	0	0	2
21-24	13	0	13	0	0	0	0
25-34	47	0	47	0	0	0	3
35-44	55	0	55	0	0	0	0
45-54	18	0	18	0	0	0	0
55-64	6	0	6	0	0	0	0
65-74	4	0	4	0	0	0	0
Race							
White	152	0	152	0	0	0	4
Black	15	0	15	0	0	0	0
Native American	39	0	39	0	0	0	1
Hispanic	3	0	3	0	0	0	0
Presenting Problem/Diagnosis							
	101	0	101	0	0	0	0
Social Conditions	108	0	108	0	0	0	0
Deferred/No Diagnosis	12	0	7	0	0	0	5
County of Residence							
Bryan	1	0	1	0	0	0	0
Choctaw	1	0	1	0	0	0	0
Hughes	10	0	10	0	0	0	0
Lincoln	3	0	3	0	0	0	0
Logan	1	0	1	0	0	0	0
Okfuskee	6	0	6	0	0	0	0
Osage	1	0	1	0	0	0	0
Pontotoc	5	0	5	0	0	0	0
Pottawatomie	23	0	23	0	0	0	0
Seminole	158	0	158	0	0	0	5
Other Indicators							
Dual Diagnosis	11	0	11	0	0	0	1
Homeless	2	0	2	0	0	0	0
SMI (If ever)	24	0	24	0	0	0	1

Notes: The same client may be counted in more than one category, e.g., clients can receive services under more than one contract source, in more than one "County of Residence," or may have multiple "Other Indicators." Please see Definition page for other considerations.

Oklahoma Department of Mental Health and Substance Abuse Services

Counts of Admitted Clients Served by Funding Source for Each Agency During FY1993

TRI-CITY YOUTH & FAMILY CENTER

		Funding Source						
		Total	Mental Health	Substance Abuse	Domestic Violence	Residential Care	Medicaid Other	
Total	Unduplicated Count	274	0	274	0	0	0	0
Sex	Female	145	0	145	0	0	0	0
	Male	129	0	129	0	0	0	0
Age	0-04	1	0	1	0	0	0	0
	05-17	119	0	119	0	0	0	0
	18-20	20	0	20	0	0	0	0
	21-24	14	0	14	0	0	0	0
	25-34	55	0	55	0	0	0	0
	35-44	43	0	43	0	0	0	0
	45-54	16	0	16	0	0	0	0
	55-64	4	0	4	0	0	0	0
	65-74	2	0	2	0	0	0	0
Race	White	221	0	221	0	0	0	0
	Black	23	0	23	0	0	0	0
	Native American	23	0	23	0	0	0	0
	Hispanic	7	0	7	0	0	0	0
Presenting Problem/Diagnosis		159	0	159	0	0	0	0
	Social Conditions	115	0	115	0	0	0	0
	Deferred/No Diagnosis	12	0	12	0	0	0	0
County of Residence	Cleveland	1	0	1	0	0	0	0
	Lincoln	4	0	4	0	0	0	0
	Oklahoma	256	0	256	0	0	0	0
	Pottawatomie	13	0	13	0	0	0	0
Other Indicators	Dual Diagnosis	5	0	5	0	0	0	0
	Homeless	5	0	5	0	0	0	0
	SMI (If ever)	28	0	28	0	0	0	0

Notes: The same client may be counted in more than one category, e.g., clients can receive services under more than one contract source, in more than one "County of Residence," or may have multiple "Other Indicators." Please see Definition page for other considerations.

Oklahoma Department of Mental Health and Substance Abuse Services

Counts of Admitted Clients Served by Funding Source for Each Agency During FY1993

TULSA REGIONAL MED. CTR

	Total	Funding Source					
		Mental Health	Substance Abuse	Domestic Violence	Residential Care	Medicaid	Other
Total							
Unduplicated Count	111	0	111	0	0	0	0
Sex							
Female	20	0	20	0	0	0	0
Male	91	0	91	0	0	0	0
Age							
18-20	2	0	2	0	0	0	0
21-24	10	0	10	0	0	0	0
25-34	38	0	38	0	0	0	0
35-44	39	0	39	0	0	0	0
45-54	16	0	16	0	0	0	0
55-64	5	0	5	0	0	0	0
65-74	1	0	1	0	0	0	0
Race							
White	91	0	91	0	0	0	0
Black	12	0	12	0	0	0	0
Native American	8	0	8	0	0	0	0
Presenting Problem/Diagnosis							
	111	0	111	0	0	0	0
County of Residence							
Adair	3	0	3	0	0	0	0
Creek	8	0	8	0	0	0	0
Delaware	1	0	1	0	0	0	0
Hughes	1	0	1	0	0	0	0
Kay	1	0	1	0	0	0	0
Latimer	1	0	1	0	0	0	0
Muskogee	4	0	4	0	0	0	0
Osage	3	0	3	0	0	0	0
Pontotoc	1	0	1	0	0	0	0
Rogers	4	0	4	0	0	0	0
Sequoyah	2	0	2	0	0	0	0
Texas	1	0	1	0	0	0	0
Tulsa	81	0	81	0	0	0	0
Other Indicators							
Homeless	13	0	13	0	0	0	0
SMI (If ever)	30	0	30	0	0	0	0

Notes: The same client may be counted in more than one category, e.g., clients can receive services under more than one contract source, in more than one "County of Residence," or may have multiple "Other Indicators." Please see Definition page for other considerations.

Oklahoma Department of Mental Health and Substance Abuse Services

Counts of Admitted Clients Served by Funding Source for Each Agency During FY1993

TURNING POINT

	Total	Funding Source					
		Mental Health	Substance Abuse	Domestic Violence	Residential Care	Medicaid	Other
Total							
Unduplicated Count	178	0	178	0	0	0	0
Sex							
Female	85	0	85	0	0	0	0
Male	93	0	93	0	0	0	0
Age							
05-17	14	0	14	0	0	0	0
18-20	9	0	9	0	0	0	0
21-24	19	0	19	0	0	0	0
25-34	75	0	75	0	0	0	0
35-44	45	0	45	0	0	0	0
45-54	12	0	12	0	0	0	0
55-64	4	0	4	0	0	0	0
Race							
White	146	0	146	0	0	0	0
Black	4	0	4	0	0	0	0
Native American	26	0	26	0	0	0	0
Hispanic	2	0	2	0	0	0	0
Presenting Problem/Diagnosis							
	134	0	134	0	0	0	0
Social Conditions	43	0	43	0	0	0	0
Deferred/No Diagnosis	43	0	43	0	0	0	0
County of Residence							
Garfield	1	0	1	0	0	0	0
Nowata	6	0	6	0	0	0	0
Oklahoma	1	0	1	0	0	0	0
Osage	1	0	1	0	0	0	0
Tulsa	1	0	1	0	0	0	0
Washington	167	0	167	0	0	0	0
Out of State/Unknown	1	0	1	0	0	0	0
Other Indicators							
Dual Diagnosis	10	0	10	0	0	0	0
Homeless	3	0	3	0	0	0	0
SMI (If ever)	24	0	24	0	0	0	0

Notes: The same client may be counted in more than one category, e.g., clients can receive services under more than one contract source, in more than one "County of Residence," or may have multiple "Other Indicators." Please see Definition page for other considerations.

Oklahoma Department of Mental Health and Substance Abuse Services

Counts of Admitted Clients Served by Funding Source for Each Agency During FY1993

TWELVE & TWELVE, INC.

	Total	Funding Source					Other
		Mental Health	Substance Abuse	Domestic Violence	Residential Care	Medicaid	
Total							
Unduplicated Count	805	0	772	0	0	0	150
Sex							
Female	259	0	255	0	0	0	42
Male	546	0	517	0	0	0	108
Age							
18-20	24	0	23	0	0	0	1
21-24	81	0	78	0	0	0	7
25-34	334	0	320	0	0	0	56
35-44	269	0	260	0	0	0	54
45-54	69	0	65	0	0	0	23
55-64	22	0	20	0	0	0	9
65-74	6	0	6	0	0	0	0
Race							
White	541	0	523	0	0	0	94
Black	160	0	152	0	0	0	28
Native American	82	0	78	0	0	0	22
Hispanic	20	0	17	0	0	0	6
Asian	2	0	2	0	0	0	0
Presenting Problem/Diagnosis							
	800	0	767	0	0	0	38
Deferred/No Diagnosis	296	0	244	0	0	0	112
County of Residence							
Adair	4	0	4	0	0	0	0
Atoka	3	0	3	0	0	0	1
Beckham	2	0	1	0	0	0	1
Blaine	3	0	3	0	0	0	1
Bryan	2	0	2	0	0	0	0
Canadian	1	0	1	0	0	0	1
Carter	4	0	4	0	0	0	1
Cherokee	4	0	4	0	0	0	0
Choctaw	2	0	2	0	0	0	2
Cleveland	3	0	3	0	0	0	2
Coal	1	0	1	0	0	0	1
Comanche	4	0	4	0	0	0	2
Craig	1	0	1	0	0	0	1
Creek	26	0	25	0	0	0	2
Custer	2	0	2	0	0	0	2
Delaware	3	0	3	0	0	0	1
Garfield	2	0	1	0	0	0	1
Greer	4	0	3	0	0	0	4
Haskell	1	0	1	0	0	0	0
Hughes	1	0	1	0	0	0	0
Kay	3	0	3	0	0	0	0
LeFlore	1	0	0	0	0	0	1
Mayes	4	0	4	0	0	0	2
McIntosh	2	0	2	0	0	0	1
Murray	1	0	1	0	0	0	0
Muskogee	22	0	19	0	0	0	6
Nowata	1	0	1	0	0	0	0

Notes: The same client may be counted in more than one category, e.g., clients can receive services under more than one contract source, in more than one "County of Residence," or may have multiple "Other Indicators." Please see Definition page for other considerations.

Oklahoma Department of Mental Health and Substance Abuse Services
Counts of Admitted Clients Served by Funding Source for Each Agency During FY1993
TWELVE & TWELVE, INC.

	Funding Source						
	Total	Mental Health	Substance Abuse	Domestic Violence	Residential Care	Medicaid	Other
Okfuskee	1	0	1	0	0	0	0
Oklahoma	35	0	32	0	0	0	17
Okmulgee	15	0	14	0	0	0	3
Osage	5	0	5	0	0	0	0
Ottawa	10	0	9	0	0	0	1
Pawnee	3	0	3	0	0	0	0
Payne	6	0	6	0	0	0	1
Pittsburgh	5	0	5	0	0	0	2
Pontotoc	4	0	3	0	0	0	3
Pottawatomie	2	0	2	0	0	0	0
Pushmataha	1	0	1	0	0	0	0
Rogers	14	0	14	0	0	0	0
Seminole	2	0	1	0	0	0	2
Sequoyah	2	0	2	0	0	0	0
Stephens	1	0	1	0	0	0	0
Tillman	2	0	0	0	0	0	2
Tulsa	553	0	537	0	0	0	79
Wagoner	10	0	10	0	0	0	1
Washington	7	0	7	0	0	0	0
Washita	1	0	1	0	0	0	0
Woods	1	0	1	0	0	0	0
Woodward	2	0	2	0	0	0	2
Out of State/Unknown	16	0	16	0	0	0	4
Other Indicators							
Deaf and Hearing Impaired	4	0	4	0	0	0	1
Dual Diagnosis	15	0	15	0	0	0	1
Homeless	148	0	138	0	0	0	45
SMI (If ever)	167	0	163	0	0	0	21

Notes: The same client may be counted in more than one category, e.g., clients can receive services under more than one contract source, in more than one "County of Residence," or may have multiple "Other Indicators." Please see Definition page for other considerations.

Oklahoma Department of Mental Health and Substance Abuse Services
Counts of Admitted Clients Served by Funding Source for Each Agency During FY1993
VIAN RESIDENTIAL CARE

	Total	Funding Source					
		Mental Health	Substance Abuse	Domestic Violence	Residential Care	Medicaid	Other
Total							
Unduplicated Count	46	0	0	0	46	0	0
Sex							
Female	13	0	0	0	13	0	0
Male	33	0	0	0	33	0	0
Age							
21-24	3	0	0	0	3	0	0
25-34	6	0	0	0	6	0	0
35-44	15	0	0	0	15	0	0
45-54	12	0	0	0	12	0	0
55-64	8	0	0	0	8	0	0
65-74	2	0	0	0	2	0	0
Race							
White	26	0	0	0	26	0	0
Black	7	0	0	0	7	0	0
Native American	10	0	0	0	10	0	0
Hispanic	3	0	0	0	3	0	0
Presenting Problem/Diagnosis							
	22	0	0	0	22	0	0
Social Conditions	24	0	0	0	24	0	0
County of Residence							
Sequoyah	46	0	0	0	46	0	0
Other Indicators							
SMI (If ever)	43	0	0	0	43	0	0

Notes: The same client may be counted in more than one category, e.g., clients can receive services under more than one contract source, in more than one "County of Residence," or may have multiple "Other Indicators." Please see Definition page for other considerations.

Oklahoma Department of Mental Health and Substance Abuse Services

Counts of Admitted Clients Served by Funding Source for Each Agency During FY1993

VINITA ALCOHOL AND DRUG TREATMENT CENTER

	Total	Funding Source					
		Mental Health	Substance Abuse	Domestic Violence	Residential Care	Medicaid	Other
Total							
Unduplicated Count	467	0	467	0	0	0	0
Sex							
Male	467	0	467	0	0	0	0
Age							
18-20	4	0	4	0	0	0	0
21-24	22	0	22	0	0	0	0
25-34	169	0	169	0	0	0	0
35-44	178	0	178	0	0	0	0
45-54	71	0	71	0	0	0	0
55-64	17	0	17	0	0	0	0
65-74	6	0	6	0	0	0	0
Race							
White	280	0	280	0	0	0	0
Black	79	0	79	0	0	0	0
Native American	101	0	101	0	0	0	0
Hispanic	7	0	7	0	0	0	0
Presenting Problem/Diagnosis	467	0	467	0	0	0	0
County of Residence							
Atoka	6	0	6	0	0	0	0
Beckham	1	0	1	0	0	0	0
Bryan	3	0	3	0	0	0	0
Canadian	1	0	1	0	0	0	0
Carter	2	0	2	0	0	0	0
Cherokee	1	0	1	0	0	0	0
Choctaw	2	0	2	0	0	0	0
Cleveland	7	0	7	0	0	0	0
Coal	7	0	7	0	0	0	0
Comanche	1	0	1	0	0	0	0
Cotton	3	0	3	0	0	0	0
Craig	16	0	16	0	0	0	0
Custer	1	0	1	0	0	0	0
Delaware	2	0	2	0	0	0	0
Garfield	16	0	16	0	0	0	0
Greer	1	0	1	0	0	0	0
Harper	2	0	2	0	0	0	0
Jefferson	1	0	1	0	0	0	0
Johnston	2	0	2	0	0	0	0
Kay	4	0	4	0	0	0	0
Kiowa	1	0	1	0	0	0	0
Latimer	1	0	1	0	0	0	0
LeFlore	3	0	3	0	0	0	0
Lincoln	2	0	2	0	0	0	0
Logan	4	0	4	0	0	0	0
Love	1	0	1	0	0	0	0
Marshall	1	0	1	0	0	0	0
Mayes	2	0	2	0	0	0	0
McCurtain	1	0	1	0	0	0	0
McIntosh	2	0	2	0	0	0	0

Notes: The same client may be counted in more than one category, e.g., clients can receive services under more than one contract source, in more than one "County of Residence," or may have multiple "Other Indicators." Please see Definition page for other considerations.

Oklahoma Department of Mental Health and Substance Abuse Services

Counts of Admitted Clients Served by Funding Source for Each Agency During FY1993

VINITA ALCOHOL AND DRUG TREATMENT CENTER

	Funding Source						
	Total	Mental Health	Substance Abuse	Domestic Violence	Residential Care	Medicaid	Other
Murray	2	0	2	0	0	0	0
Muskogee	21	0	21	0	0	0	0
Noble	2	0	2	0	0	0	0
Okfuskee	6	0	6	0	0	0	0
Oklahoma	62	0	62	0	0	0	0
Okmulgee	1	0	1	0	0	0	0
Osage	5	0	5	0	0	0	0
Pawnee	1	0	1	0	0	0	0
Payne	147	0	147	0	0	0	0
Pittsburgh	3	0	3	0	0	0	0
Pontotoc	1	0	1	0	0	0	0
Pottawatomie	10	0	10	0	0	0	0
Rogers	2	0	2	0	0	0	0
Seminole	2	0	2	0	0	0	0
Sequoyah	3	0	3	0	0	0	0
Stephens	9	0	9	0	0	0	0
Texas	1	0	1	0	0	0	0
Tillman	1	0	1	0	0	0	0
Tulsa	78	0	78	0	0	0	0
Wagoner	1	0	1	0	0	0	0
Washington	5	0	5	0	0	0	0
Washita	1	0	1	0	0	0	0
Woodward	5	0	5	0	0	0	0
Out of State/Unknown	1	0	1	0	0	0	0
Other Indicators							
Deaf and Hearing Impaired	4	0	4	0	0	0	0
Dual Diagnosis	12	0	12	0	0	0	0
Homeless	15	0	15	0	0	0	0
SMI (If ever)	51	0	51	0	0	0	0

Notes: The same client may be counted in more than one category, e.g., clients can receive services under more than one contract source, in more than one "County of Residence," or may have multiple "Other Indicators." Please see Definition page for other considerations.

Oklahoma Department of Mental Health and Substance Abuse Services

Counts of Admitted Clients Served by Funding Source for Each Agency During FY1993

WESTCARE SUPP LIVING CTR

	Total	Funding Source					
		Mental Health	Substance Abuse	Domestic Violence	Residential Care	Medicaid	Other
Total							
Unduplicated Count	142	0	0	0	142	0	0
Sex							
Female	65	0	0	0	65	0	0
Male	77	0	0	0	77	0	0
Age							
18-20	5	0	0	0	5	0	0
21-24	18	0	0	0	18	0	0
25-34	45	0	0	0	45	0	0
35-44	32	0	0	0	32	0	0
45-54	24	0	0	0	24	0	0
55-64	12	0	0	0	12	0	0
65-74	6	0	0	0	6	0	0
Race							
White	105	0	0	0	105	0	0
Black	12	0	0	0	12	0	0
Native American	19	0	0	0	19	0	0
Hispanic	4	0	0	0	4	0	0
Asian	2	0	0	0	2	0	0
Presenting Problem/Diagnosis							
	2	0	0	0	2	0	0
Social Conditions	137	0	0	0	137	0	0
Deferred/No Diagnosis	3	0	0	0	3	0	0
County of Residence							
Atoka	1	0	0	0	1	0	0
Beaver	1	0	0	0	1	0	0
Beckham	51	0	0	0	51	0	0
Blaine	1	0	0	0	1	0	0
Cherokee	1	0	0	0	1	0	0
Cleveland	19	0	0	0	19	0	0
Comanche	10	0	0	0	10	0	0
Custer	3	0	0	0	3	0	0
Garfield	1	0	0	0	1	0	0
Jackson	1	0	0	0	1	0	0
Jefferson	1	0	0	0	1	0	0
Kiowa	1	0	0	0	1	0	0
McCurtain	1	0	0	0	1	0	0
Oklahoma	14	0	0	0	14	0	0
Osage	1	0	0	0	1	0	0
Payne	3	0	0	0	3	0	0
Pittsburgh	3	0	0	0	3	0	0
Pontotoc	1	0	0	0	1	0	0
Rogers	2	0	0	0	2	0	0
Tulsa	3	0	0	0	3	0	0
Woodward	21	0	0	0	21	0	0
Out of State/Unknown	2	0	0	0	2	0	0
Other Indicators							
Homeless	4	0	0	0	4	0	0
SMI (If ever)	142	0	0	0	142	0	0

Notes: The same client may be counted in more than one category, e.g., clients can receive services under more than one contract source, in more than one "County of Residence," or may have multiple "Other Indicators." Please see Definition page for other considerations.

Oklahoma Department of Mental Health and Substance Abuse Services

Counts of Admitted Clients Served by Funding Source for Each Agency During FY1993

WESTERN STATE HOSPITAL

	Total	Funding Source					
		Mental Health	Substance Abuse	Domestic Violence	Residential Care	Medicaid	Other
Total							
Unduplicated Count	669	669	0	0	0	0	0
Sex							
Female	214	214	0	0	0	0	0
Male	455	455	0	0	0	0	0
Age							
05-17	2	2	0	0	0	0	0
18-20	20	20	0	0	0	0	0
21-24	62	62	0	0	0	0	0
25-34	194	194	0	0	0	0	0
35-44	209	209	0	0	0	0	0
45-54	102	102	0	0	0	0	0
55-64	57	57	0	0	0	0	0
65-74	17	17	0	0	0	0	0
75-84	5	5	0	0	0	0	0
85+	1	1	0	0	0	0	0
Race							
White	496	496	0	0	0	0	0
Black	79	79	0	0	0	0	0
Native American	65	65	0	0	0	0	0
Hispanic	28	28	0	0	0	0	0
Asian	1	1	0	0	0	0	0
Presenting Problem/Diagnosis							
	652	652	0	0	0	0	0
Social Conditions	2	2	0	0	0	0	0
Deferred/No Diagnosis	15	15	0	0	0	0	0
County of Residence							
Adair	2	2	0	0	0	0	0
Alfalfa	9	9	0	0	0	0	0
Atoka	4	4	0	0	0	0	0
Beaver	4	4	0	0	0	0	0
Beckham	57	57	0	0	0	0	0
Blaine	18	18	0	0	0	0	0
Caddo	8	8	0	0	0	0	0
Canadian	1	1	0	0	0	0	0
Carter	7	7	0	0	0	0	0
Cherokee	3	3	0	0	0	0	0
Cimarron	2	2	0	0	0	0	0
Cleveland	16	16	0	0	0	0	0
Comanche	30	30	0	0	0	0	0
Craig	2	2	0	0	0	0	0
Creek	4	4	0	0	0	0	0
Custer	62	62	0	0	0	0	0
Dewey	12	12	0	0	0	0	0
Ellis	11	11	0	0	0	0	0
Garfield	56	56	0	0	0	0	0
Garvin	1	1	0	0	0	0	0
Grady	4	4	0	0	0	0	0
Grant	2	2	0	0	0	0	0
Greer	14	14	0	0	0	0	0

Notes: The same client may be counted in more than one category, e.g., clients can receive services under more than one contract source, in more than one "County of Residence," or may have multiple "Other Indicators." Please see Definition page for other considerations.

Oklahoma Department of Mental Health and Substance Abuse Services

Counts of Admitted Clients Served by Funding Source for Each Agency During FY1993

WESTERN STATE HOSPITAL

	Funding Source						
	Total	Mental Health	Substance Abuse	Domestic Violence	Residential Care	Medicaid	Other
Harper	4	4	0	0	0	0	0
Hughes	1	1	0	0	0	0	0
Jackson	13	13	0	0	0	0	0
Johnston	3	3	0	0	0	0	0
Kay	19	19	0	0	0	0	0
Kingfisher	6	6	0	0	0	0	0
Kiowa	16	16	0	0	0	0	0
LeFlore	5	5	0	0	0	0	0
Lincoln	5	5	0	0	0	0	0
Logan	23	23	0	0	0	0	0
Love	1	1	0	0	0	0	0
Major	5	5	0	0	0	0	0
Mayes	2	2	0	0	0	0	0
McClain	1	1	0	0	0	0	0
McCurtain	1	1	0	0	0	0	0
McIntosh	1	1	0	0	0	0	0
Murray	1	1	0	0	0	0	0
Muskogee	4	4	0	0	0	0	0
Noble	3	3	0	0	0	0	0
Oklahoma	42	42	0	0	0	0	0
Okmulgee	4	4	0	0	0	0	0
Ottawa	2	2	0	0	0	0	0
Pawnee	1	1	0	0	0	0	0
Payne	13	13	0	0	0	0	0
Pontotoc	2	2	0	0	0	0	0
Pottawatomie	3	3	0	0	0	0	0
Pushmataha	1	1	0	0	0	0	0
Roger Mills	4	4	0	0	0	0	0
Rogers	2	2	0	0	0	0	0
Seminole	1	1	0	0	0	0	0
Stephens	4	4	0	0	0	0	0
Texas	19	19	0	0	0	0	0
Tillman	7	7	0	0	0	0	0
Tulsa	20	20	0	0	0	0	0
Wagoner	5	5	0	0	0	0	0
Washington	1	1	0	0	0	0	0
Washita	12	12	0	0	0	0	0
Woods	10	10	0	0	0	0	0
Woodward	54	54	0	0	0	0	0
Out of State/Unknown	19	19	0	0	0	0	0
Other Indicators							
Deaf and Hearing Impaired	7	7	0	0	0	0	0
Dual Diagnosis	238	238	0	0	0	0	0
Homeless	88	88	0	0	0	0	0
SMI (If ever)	495	495	0	0	0	0	0

Notes: The same client may be counted in more than one category, e.g., clients can receive services under more than one contract source, in more than one "County of Residence," or may have multiple "Other Indicators." Please see Definition page for other considerations.

Oklahoma Department of Mental Health and Substance Abuse Services

Counts of Admitted Clients Served by Funding Source for Each Agency During FY1993

WESTERN STATE PSYCHIATRIC CENTER

	Total	Funding Source					
		Mental Health	Substance Abuse	Domestic Violence	Residential Care	Medicaid	Other
Total							
Unduplicated Count	1,052	1,052	0	0	0	0	2
Sex							
Female	658	658	0	0	0	0	0
Male	394	394	0	0	0	0	2
Age							
0-04	1	1	0	0	0	0	0
05-17	131	131	0	0	0	0	2
18-20	41	41	0	0	0	0	0
21-24	85	85	0	0	0	0	0
25-34	252	252	0	0	0	0	0
35-44	238	238	0	0	0	0	0
45-54	161	161	0	0	0	0	0
55-64	66	66	0	0	0	0	0
65-74	38	38	0	0	0	0	0
75-84	27	27	0	0	0	0	0
85+	12	12	0	0	0	0	0
Race							
White	987	987	0	0	0	0	2
Black	5	5	0	0	0	0	0
Native American	17	17	0	0	0	0	0
Hispanic	39	39	0	0	0	0	0
Asian	4	4	0	0	0	0	0
Presenting Problem/Diagnosis							
	604	604	0	0	0	0	2
Social Conditions	61	61	0	0	0	0	0
Deferred/No Diagnosis	387	387	0	0	0	0	0
County of Residence							
Alfalfa	56	56	0	0	0	0	0
Atoka	6	6	0	0	0	0	0
Beaver	33	33	0	0	0	0	0
Blaine	1	1	0	0	0	0	0
Cherokee	1	1	0	0	0	0	0
Cimarron	15	15	0	0	0	0	0
Dewey	13	13	0	0	0	0	0
Ellis	27	27	0	0	0	0	0
Garfield	2	2	0	0	0	0	0
Grady	1	1	0	0	0	0	0
Grant	3	3	0	0	0	0	0
Harper	49	49	0	0	0	0	0
Jackson	1	1	0	0	0	0	0
Kingfisher	2	2	0	0	0	0	0
Major	50	50	0	0	0	0	0
Roger Mills	1	1	0	0	0	0	0
Texas	185	185	0	0	0	0	0
Tulsa	1	1	0	0	0	0	0
Wagoner	2	2	0	0	0	0	0
Woods	236	236	0	0	0	0	0
Woodward	364	364	0	0	0	0	2
Out of State/Unknown	3	3	0	0	0	0	0

Notes: The same client may be counted in more than one category, e.g., clients can receive services under more than one contract source, in more than one "County of Residence," or may have multiple "Other Indicators." Please see Definition page for other considerations.

Oklahoma Department of Mental Health and Substance Abuse Services
 Counts of Admitted Clients Served by Funding Source for Each Agency During FY1993
WESTERN STATE PSYCHIATRIC CENTER

	Funding Source						
	Total	Mental Health	Substance Abuse	Domestic Violence	Residential Care	Medicaid	Other
Other Indicators							
Deaf and Hearing Impaired	6	6	0	0	0	0	0
Dual Diagnosis	96	96	0	0	0	0	0
Homeless	16	16	0	0	0	0	0
SED (6-17)	19	19	0	0	0	0	1
SMI (If ever)	507	507	0	0	0	0	1

Notes: The same client may be counted in more than one category, e.g., clients can receive services under more than one contract source, in more than one "County of Residence," or may have multiple "Other Indicators." Please see Definition page for other considerations.

Oklahoma Department of Mental Health and Substance Abuse Services

Counts of Admitted Clients Served by Funding Source for Each Agency During FY1993

WHEATLAND MH CTR, INC.

	Total	Funding Source					
		Mental Health	Substance Abuse	Domestic Violence	Residential Care	Medicaid	Other
Total							
Unduplicated Count	1,118	1,110	177	0	0	0	3
Sex							
Female	605	604	83	0	0	0	1
Male	513	506	94	0	0	0	2
Age							
0-04	1	1	0	0	0	0	0
05-17	164	164	1	0	0	0	0
18-20	43	42	7	0	0	0	0
21-24	88	87	14	0	0	0	0
25-34	284	282	62	0	0	0	1
35-44	244	241	60	0	0	0	0
45-54	146	146	24	0	0	0	2
55-64	91	90	7	0	0	0	0
65-74	43	43	1	0	0	0	0
75-84	13	13	1	0	0	0	0
85+	1	1	0	0	0	0	0
Race							
White	975	967	160	0	0	0	3
Black	86	86	10	0	0	0	0
Native American	28	28	4	0	0	0	0
Hispanic	28	28	3	0	0	0	0
Asian	1	1	0	0	0	0	0
Presenting Problem/Diagnosis							
	1,026	1,018	174	0	0	0	3
Social Conditions	55	55	2	0	0	0	0
Deferred/No Diagnosis	37	37	1	0	0	0	0
County of Residence							
Alfalfa	3	3	0	0	0	0	0
Blaine	1	1	0	0	0	0	0
Canadian	4	4	0	0	0	0	0
Garfield	674	671	93	0	0	0	2
Garvin	4	3	2	0	0	0	0
Grady	2	2	0	0	0	0	0
Grant	33	33	2	0	0	0	0
Hughes	1	1	0	0	0	0	0
Kay	2	2	0	0	0	0	0
Kingfisher	170	168	46	0	0	0	0
Logan	207	205	32	0	0	0	1
Love	4	4	2	0	0	0	0
Major	5	5	0	0	0	0	0
Oklahoma	4	4	0	0	0	0	0
Tulsa	1	1	0	0	0	0	0
Woods	2	2	0	0	0	0	0
Woodward	1	1	0	0	0	0	0
Other Indicators							
Deaf and Hearing Impaired	9	9	2	0	0	0	0
Dual Diagnosis	214	211	98	0	0	0	0
Homeless	28	27	7	0	0	0	1
SED (6-17)	71	71	0	0	0	0	0

Notes: The same client may be counted in more than one category, e.g., clients can receive services under more than one contract source, in more than one "County of Residence," or may have multiple "Other Indicators." Please see Definition page for other considerations.

Oklahoma Department of Mental Health and Substance Abuse Services
 Counts of Admitted Clients Served by Funding Source for Each Agency During FY1993
WHEATLAND MH CTR, INC.

	Funding Source						
	Total	Mental Health	Substance Abuse	Domestic Violence	Residential Care	Medicaid	Other
SMI (If ever)	616	614	106	0	0	0	1

Notes: The same client may be counted in more than one category, e.g., clients can receive services under more than one contract source, in more than one "County of Residence," or may have multiple "Other Indicators." Please see Definition page for other considerations.

Oklahoma Department of Mental Health and Substance Abuse Services

Counts of Admitted Clients Served by Funding Source for Each Agency During FY1993

WOMEN IN SAFE HOMES, INC.

	Total	Funding Source					
		Mental Health	Substance Abuse	Domestic Violence	Residential Care	Medicaid	Other
Total							
Unduplicated Count	380	0	0	380	0	0	0
Sex							
Female	291	0	0	291	0	0	0
Male	89	0	0	89	0	0	0
Age							
0-04	76	0	0	76	0	0	0
05-17	94	0	0	94	0	0	0
18-20	25	0	0	25	0	0	0
21-24	24	0	0	24	0	0	0
25-34	89	0	0	89	0	0	0
35-44	44	0	0	44	0	0	0
45-54	16	0	0	16	0	0	0
55-64	9	0	0	9	0	0	0
65-74	1	0	0	1	0	0	0
85+	2	0	0	2	0	0	0
Race							
White	243	0	0	243	0	0	0
Black	59	0	0	59	0	0	0
Native American	58	0	0	58	0	0	0
Hispanic	15	0	0	15	0	0	0
Asian	5	0	0	5	0	0	0
Presenting Problem/Diagnosis							
	4	0	0	4	0	0	0
Social Conditions	333	0	0	333	0	0	0
Deferred/No Diagnosis	43	0	0	43	0	0	0
County of Residence							
Cherokee	3	0	0	3	0	0	0
Choctaw	3	0	0	3	0	0	0
Cleveland	6	0	0	6	0	0	0
Custer	3	0	0	3	0	0	0
Haskell	4	0	0	4	0	0	0
Latimer	3	0	0	3	0	0	0
LeFlore	1	0	0	1	0	0	0
McCurtain	5	0	0	5	0	0	0
McIntosh	9	0	0	9	0	0	0
Muskogee	238	0	0	238	0	0	0
Okfuskee	3	0	0	3	0	0	0
Oklahoma	11	0	0	11	0	0	0
Okmulgee	13	0	0	13	0	0	0
Pittsburgh	15	0	0	15	0	0	0
Pontotoc	1	0	0	1	0	0	0
Pottawatomie	3	0	0	3	0	0	0
Sequoyah	9	0	0	9	0	0	0
Tulsa	12	0	0	12	0	0	0
Wagoner	13	0	0	13	0	0	0
Washington	3	0	0	3	0	0	0
Out of State/Unknown	22	0	0	22	0	0	0
Other Indicators							
Deaf and Hearing Impaired	1	0	0	1	0	0	0

Notes: The same client may be counted in more than one category, e.g., clients can receive services under more than one contract source, in more than one "County of Residence," or may have multiple "Other Indicators." Please see Definition page for other considerations.

Oklahoma Department of Mental Health and Substance Abuse Services
Counts of Admitted Clients Served by Funding Source for Each Agency During FY1993
WOMEN IN SAFE HOMES, INC.

	Funding Source						
	Total	Mental Health	Substance Abuse	Domestic Violence	Residential Care	Medicaid	Other
Homeless	83	0	0	83	0	0	0
SMI (If ever)	38	0	0	38	0	0	0

Notes: The same client may be counted in more than one category, e.g., clients can receive services under more than one contract source, in more than one "County of Residence," or may have multiple "Other Indicators." Please see Definition page for other considerations.

Oklahoma Department of Mental Health and Substance Abuse Services

Counts of Admitted Clients Served by Funding Source for Each Agency During FY1993

WOMEN'S CRISIS SERVICES

	Total	Funding Source					
		Mental Health	Substance Abuse	Domestic Violence	Residential Care	Medicaid	Other
Total							
Unduplicated Count	179	0	0	179	0	0	0
Sex							
Female	124	0	0	124	0	0	0
Male	55	0	0	55	0	0	0
Age							
0-04	45	0	0	45	0	0	0
05-17	54	0	0	54	0	0	0
18-20	7	0	0	7	0	0	0
21-24	18	0	0	18	0	0	0
25-34	33	0	0	33	0	0	0
35-44	15	0	0	15	0	0	0
45-54	5	0	0	5	0	0	0
55-64	1	0	0	1	0	0	0
75-84	1	0	0	1	0	0	0
Race							
White	144	0	0	144	0	0	0
Black	7	0	0	7	0	0	0
Native American	21	0	0	21	0	0	0
Hispanic	2	0	0	2	0	0	0
Asian	5	0	0	5	0	0	0
Presenting Problem/Diagnosis							
	1	0	0	1	0	0	0
Social Conditions	102	0	0	102	0	0	0
Deferred/No Diagnosis	76	0	0	76	0	0	0
County of Residence							
Bryan	3	0	0	3	0	0	0
Choctaw	1	0	0	1	0	0	0
Garfield	2	0	0	2	0	0	0
Haskell	3	0	0	3	0	0	0
Latimer	2	0	0	2	0	0	0
LeFlore	129	0	0	129	0	0	0
McCurtain	8	0	0	8	0	0	0
Oklahoma	1	0	0	1	0	0	0
Pittsburgh	9	0	0	9	0	0	0
Sequoyah	7	0	0	7	0	0	0
Out of State/Unknown	14	0	0	14	0	0	0
Other Indicators							
Homeless	141	0	0	141	0	0	0
SMI (If ever)	9	0	0	9	0	0	0

Notes: The same client may be counted in more than one category, e.g., clients can receive services under more than one contract source, in more than one "County of Residence," or may have multiple "Other Indicators." Please see Definition page for other considerations.

Oklahoma Department of Mental Health and Substance Abuse Services

Counts of Admitted Clients Served by Funding Source for Each Agency During FY1993

WOMENS RESOURCE CENTER

	Total	Funding Source					
		Mental Health	Substance Abuse	Domestic Violence	Residential Care	Medicaid	Other
Total							
Unduplicated Count	450	0	0	450	0	0	0
Sex							
Female	327	0	0	327	0	0	0
Male	123	0	0	123	0	0	0
Age							
0-04	104	0	0	104	0	0	0
05-17	125	0	0	125	0	0	0
18-20	10	0	0	10	0	0	0
21-24	34	0	0	34	0	0	0
25-34	98	0	0	98	0	0	0
35-44	61	0	0	61	0	0	0
45-54	12	0	0	12	0	0	0
55-64	2	0	0	2	0	0	0
65-74	1	0	0	1	0	0	0
85+	3	0	0	3	0	0	0
Race							
White	295	0	0	295	0	0	0
Black	87	0	0	87	0	0	0
Native American	57	0	0	57	0	0	0
Hispanic	6	0	0	6	0	0	0
Asian	5	0	0	5	0	0	0
Presenting Problem/Diagnosis							
	1	0	0	1	0	0	0
Social Conditions	449	0	0	449	0	0	0
County of Residence							
Beckham	1	0	0	1	0	0	0
Bryan	3	0	0	3	0	0	0
Caddo	4	0	0	4	0	0	0
Canadian	3	0	0	3	0	0	0
Carter	4	0	0	4	0	0	0
Cleveland	204	0	0	204	0	0	0
Comanche	11	0	0	11	0	0	0
Garfield	1	0	0	1	0	0	0
Garvin	3	0	0	3	0	0	0
Grady	16	0	0	16	0	0	0
LeFlore	5	0	0	5	0	0	0
Lincoln	8	0	0	8	0	0	0
Logan	1	0	0	1	0	0	0
Major	1	0	0	1	0	0	0
McClain	15	0	0	15	0	0	0
McIntosh	3	0	0	3	0	0	0
Muskogee	1	0	0	1	0	0	0
Oklahoma	106	0	0	106	0	0	0
Pontotoc	3	0	0	3	0	0	0
Pottawatomie	24	0	0	24	0	0	0
Seminole	6	0	0	6	0	0	0
Stephens	4	0	0	4	0	0	0
Tulsa	3	0	0	3	0	0	0
Washington	6	0	0	6	0	0	0

Notes: The same client may be counted in more than one category, e.g., clients can receive services under more than one contract source, in more than one "County of Residence," or may have multiple "Other Indicators." Please see Definition page for other considerations.

Oklahoma Department of Mental Health and Substance Abuse Services
Counts of Admitted Clients Served by Funding Source for Each Agency During FY1993
WOMENS RESOURCE CENTER

	Funding Source						
	Total	Mental Health	Substance Abuse	Domestic Violence	Residential Care	Medicaid	Other
Out of State/Unknown	14	0	0	14	0	0	0
Other Indicators							
Homeless	212	0	0	212	0	0	0
SMI (If ever)	31	0	0	31	0	0	0

Notes: The same client may be counted in more than one category, e.g., clients can receive services under more than one contract source, in more than one "County of Residence," or may have multiple "Other Indicators." Please see Definition page for other considerations.

Oklahoma Department of Mental Health and Substance Abuse Services

Counts of Admitted Clients Served by Funding Source for Each Agency During FY1993

WOMEN'S SERVICE & FAMILY RESOURCE CENTER

	Total	Funding Source					
		Mental Health	Substance Abuse	Domestic Violence	Residential Care	Medicaid	Other
Total							
Unduplicated Count	209	0	0	209	0	0	0
Sex							
Female	160	0	0	160	0	0	0
Male	49	0	0	49	0	0	0
Age							
0-04	33	0	0	33	0	0	0
05-17	57	0	0	57	0	0	0
18-20	8	0	0	8	0	0	0
21-24	17	0	0	17	0	0	0
25-34	45	0	0	45	0	0	0
35-44	34	0	0	34	0	0	0
45-54	11	0	0	11	0	0	0
55-64	1	0	0	1	0	0	0
65-74	1	0	0	1	0	0	0
85+	2	0	0	2	0	0	0
Race							
White	189	0	0	189	0	0	0
Black	6	0	0	6	0	0	0
Native American	11	0	0	11	0	0	0
Hispanic	3	0	0	3	0	0	0
Presenting Problem/Diagnosis							
Social Conditions	206	0	0	206	0	0	0
Deferred/No Diagnosis	3	0	0	3	0	0	0
County of Residence							
Caddo	3	0	0	3	0	0	0
Canadian	54	0	0	54	0	0	0
Grady	141	0	0	141	0	0	0
Oklahoma	4	0	0	4	0	0	0
Stephens	4	0	0	4	0	0	0
Tulsa	1	0	0	1	0	0	0
Out of State/Unknown	2	0	0	2	0	0	0
Other Indicators							
Homeless	14	0	0	14	0	0	0
SMI (If ever)	26	0	0	26	0	0	0

Notes: The same client may be counted in more than one category, e.g., clients can receive services under more than one contract source, in more than one "County of Residence," or may have multiple "Other Indicators." Please see Definition page for other considerations.

Oklahoma Department of Mental Health and Substance Abuse Services

Counts of Admitted Clients Served by Funding Source for Each Agency During FY1993

WOMEN'S TREATMENT CENTER

	Total	Funding Source					Other
		Mental Health	Substance Abuse	Domestic Violence	Residential Care	Medicaid	
Total							
Unduplicated Count	125	0	124	0	0	0	33
Sex							
Female	119	0	118	0	0	0	32
Male	6	0	6	0	0	0	1
Age							
18-20	3	0	3	0	0	0	0
21-24	16	0	15	0	0	0	6
25-34	54	0	54	0	0	0	15
35-44	37	0	37	0	0	0	8
45-54	12	0	12	0	0	0	4
55-64	2	0	2	0	0	0	0
65-74	1	0	1	0	0	0	0
Race							
White	106	0	105	0	0	0	27
Black	11	0	11	0	0	0	2
Native American	7	0	7	0	0	0	4
Hispanic	1	0	1	0	0	0	0
Presenting Problem/Diagnosis							
	68	0	67	0	0	0	1
Social Conditions	57	0	57	0	0	0	0
Deferred/No Diagnosis	77	0	49	0	0	0	32
County of Residence							
Cherokee	1	0	1	0	0	0	0
Craig	1	0	1	0	0	0	0
Creek	1	0	1	0	0	0	0
Delaware	1	0	1	0	0	0	0
Osage	2	0	2	0	0	0	0
Pawnee	1	0	1	0	0	0	1
Rogers	4	0	4	0	0	0	2
Tulsa	112	0	111	0	0	0	30
Wagoner	2	0	2	0	0	0	0
Other Indicators							
Dual Diagnosis	3	0	3	0	0	0	0
Homeless	1	0	1	0	0	0	0
SMI (If ever)	14	0	13	0	0	0	5

Notes: The same client may be counted in more than one category, e.g., clients can receive services under more than one contract source, in more than one "County of Residence," or may have multiple "Other Indicators." Please see Definition page for other considerations.

Oklahoma Department of Mental Health and Substance Abuse Services

Counts of Admitted Clients Served by Funding Source for Each Agency During FY1993

YWCA CRISIS CENTER

	Total	Funding Source					
		Mental Health	Substance Abuse	Domestic Violence	Residential Care	Medicaid	Other
Total							
Unduplicated Count	266	0	0	266	0	0	0
Sex							
Female	215	0	0	215	0	0	0
Male	51	0	0	51	0	0	0
Age							
0-04	44	0	0	44	0	0	0
05-17	52	0	0	52	0	0	0
18-20	16	0	0	16	0	0	0
21-24	25	0	0	25	0	0	0
25-34	57	0	0	57	0	0	0
35-44	44	0	0	44	0	0	0
45-54	16	0	0	16	0	0	0
55-64	8	0	0	8	0	0	0
65-74	1	0	0	1	0	0	0
75-84	1	0	0	1	0	0	0
85+	2	0	0	2	0	0	0
Race							
White	229	0	0	229	0	0	0
Black	15	0	0	15	0	0	0
Native American	11	0	0	11	0	0	0
Hispanic	8	0	0	8	0	0	0
Asian	3	0	0	3	0	0	0
Presenting Problem/Diagnosis							
	11	0	0	11	0	0	0
Social Conditions	241	0	0	241	0	0	0
Deferred/No Diagnosis	68	0	0	14	0	0	0
County of Residence							
Alfalfa	1	0	0	1	0	0	0
Blaine	5	0	0	5	0	0	0
Creek	1	0	0	1	0	0	0
Garfield	202	0	0	202	0	0	0
Grant	11	0	0	11	0	0	0
Harmon	1	0	0	1	0	0	0
Harper	1	0	0	1	0	0	0
Hughes	1	0	0	1	0	0	0
Jackson	3	0	0	3	0	0	0
Kay	1	0	0	1	0	0	0
Kingfisher	5	0	0	5	0	0	0
Logan	6	0	0	6	0	0	0
Major	8	0	0	8	0	0	0
McCurtain	3	0	0	3	0	0	0
Oklahoma	6	0	0	6	0	0	0
Ottawa	1	0	0	1	0	0	0
Tulsa	1	0	0	1	0	0	0
Woodward	1	0	0	1	0	0	0
Out of State/Unknown	8	0	0	8	0	0	0
Other Indicators							
Dual Diagnosis	1	0	0	1	0	0	0
Homeless	16	0	0	16	0	0	0

Notes: The same client may be counted in more than one category, e.g., clients can receive services under more than one contract source, in more than one "County of Residence," or may have multiple "Other Indicators." Please see Definition page for other considerations.

Oklahoma Department of Mental Health and Substance Abuse Services
 Counts of Admitted Clients Served by Funding Source for Each Agency During FY1993
YWCA CRISIS CENTER

	Funding Source						
	Total	Mental Health	Substance Abuse	Domestic Violence	Residential Care	Medicaid	Other
SMI (If ever)	40	0	0	40	0	0	0

Notes: The same client may be counted in more than one category, e.g., clients can receive services under more than one contract source, in more than one "County of Residence," or may have multiple "Other Indicators." Please see Definition page for other considerations.

Oklahoma Department of Mental Health and Substance Abuse Services

Counts of Admitted Clients Served by Funding Source for Each Agency During FY1993

YWCA OF OKC CRISIS SERVICES

	Total	Funding Source					
		Mental Health	Substance Abuse	Domestic Violence	Residential Care	Medicaid	Other
Total							
Unduplicated Count	1,289	0	0	1,289	0	0	0
Sex							
Female	989	0	0	989	0	0	0
Male	300	0	0	300	0	0	0
Age							
0-04	250	0	0	250	0	0	0
05-17	363	0	0	363	0	0	0
18-20	51	0	0	51	0	0	0
21-24	101	0	0	101	0	0	0
25-34	287	0	0	287	0	0	0
35-44	154	0	0	154	0	0	0
45-54	53	0	0	53	0	0	0
55-64	16	0	0	16	0	0	0
65-74	2	0	0	2	0	0	0
85+	12	0	0	12	0	0	0
Race							
White	685	0	0	685	0	0	0
Black	403	0	0	403	0	0	0
Native American	100	0	0	100	0	0	0
Hispanic	92	0	0	92	0	0	0
Asian	9	0	0	9	0	0	0
Presenting Problem/Diagnosis							
Social Conditions	1,288	0	0	1,288	0	0	0
Deferred/No Diagnosis	1	0	0	1	0	0	0
County of Residence							
Adair	3	0	0	3	0	0	0
Blaine	4	0	0	4	0	0	0
Caddo	5	0	0	5	0	0	0
Canadian	22	0	0	22	0	0	0
Cherokee	5	0	0	5	0	0	0
Choctaw	5	0	0	5	0	0	0
Cleveland	38	0	0	38	0	0	0
Comanche	3	0	0	3	0	0	0
Cotton	2	0	0	2	0	0	0
Garfield	2	0	0	2	0	0	0
Garvin	1	0	0	1	0	0	0
Grady	14	0	0	14	0	0	0
Hughes	2	0	0	2	0	0	0
Jackson	2	0	0	2	0	0	0
Kingfisher	4	0	0	4	0	0	0
LeFlore	3	0	0	3	0	0	0
Lincoln	7	0	0	7	0	0	0
Logan	19	0	0	19	0	0	0
Major	1	0	0	1	0	0	0
Marshall	2	0	0	2	0	0	0
Muskogee	2	0	0	2	0	0	0
Oklahoma	1,001	0	0	1,001	0	0	0
Pawnee	4	0	0	4	0	0	0
Payne	9	0	0	9	0	0	0

Notes: The same client may be counted in more than one category, e.g., clients can receive services under more than one contract source, in more than one "County of Residence," or may have multiple "Other Indicators." Please see Definition page for other considerations.

Oklahoma Department of Mental Health and Substance Abuse Services
Counts of Admitted Clients Served by Funding Source for Each Agency During FY1993
YWCA OF OKC CRISIS SERVICES

	Funding Source						
	Total	Mental Health	Substance Abuse	Domestic Violence	Residential Care	Medicaid	Other
Pittsburgh	5	0	0	5	0	0	0
Pontotoc	2	0	0	2	0	0	0
Pottawatomie	31	0	0	31	0	0	0
Stephens	1	0	0	1	0	0	0
Tulsa	9	0	0	9	0	0	0
Wagoner	2	0	0	2	0	0	0
Out of State/Unknown	79	0	0	79	0	0	0
Other Indicators							
Deaf and Hearing Impaired	3	0	0	3	0	0	0
Homeless	173	0	0	173	0	0	0
SED (6-17)	1	0	0	1	0	0	0
SMI (If ever)	102	0	0	102	0	0	0

Notes: The same client may be counted in more than one category, e.g., clients can receive services under more than one contract source, in more than one "County of Residence," or may have multiple "Other Indicators." Please see Definition page for other considerations.

Definitions of Terms and Categorization Variables

The following are definitions of terms and categorization variables used in this Data Book report.

Admitted Clients Served

Admitted Clients Served had an admission transaction in the ICIS before or during the report year and had received a service during the year. They are counted only once in the total for each level of aggregation. This is called an unduplicated count.

Age

Client age is computed using the client's age at the middle of the fiscal year.

Contacts

Individuals are counted as contacts when they call or visit an agency, but are not admitted.

Funding Source

Funding Source helps identify the payment source of services. Frequently, clients receive services under multiple funding sources. The funding source categories for this report were Mental Health, Substance Abuse, Domestic Violence, Residential Care, Medicaid, and Other.

ICIS

The Oklahoma Department of Mental Health and Substance Abuse Services maintains an agency-wide database, the Integrated Client Information System (ICIS), to which all Department-funded services and transactions are reported. The ICIS contains demographic and service information about clients and agencies.

List of Agencies by Type

The following is a list of agencies by type that provided data during the Fiscal Year 1993:

AGENCY TYPE**AGENCY NAME****Community Mental Health**

ASSOCIATED CENTERS FOR THERAPY, INC.
BILL WILLIS MENTAL HEALTH
CARL ALBERT CMHC
CENTRAL OKLAHOMA CMHC
CHISHOLM TRAIL COUNSELING SERVICES
COMMUNITY COUNSELING CENTER
CREEKS MENTAL HEALTH SERVICES
EDWIN FAIR CMHC
FAMILY MENTAL HEALTHCENTER
GRAND LAKE M.H.C.
GREEN COUNTRY BEHAVIORAL HEALTH SERVICES
HOPE COMMUNITY SERVICES, INC.
JIM TALIAFERRO CMHC
MENTAL HEALTH SERVICES OF SOUTHERN OKLAHOMA
NORTH CARE CENTER
OK COUNTY CRISIS INTERVENTION CENTER
PARKSIDE, INC.
RED ROCK BEHAVIORAL HEALTH SERVICES
RED ROCK WEST
STAR MENTAL HEALTH
WESTERN STATE PSYCHIATRIC CENTER
WHEATLAND MENTAL HEALTHCENTER, INC.

Domestic Violence and Sexual Assault

ACMI HOUSE INC
ACTION ASSOCIATES, INC.
COMMUNITY CRISIS CENTER, INC.
CRISIS CONTROL CENTER
D.V. PROG. OF N. CENTRAL OK.
DOMESTIC ABUSE SAFE HOUSE-DASH
DOMESTIC VIOLENCE INTERVENTION SERVICES
FAMILY CRISIS & COUNSELING CENTER
FAMILY CRISIS CENTER, INC.
FAMILY SHELTER
HELP-IN-CRISIS, INC.
N.W. DOMESTIC CRISIS SERVICES
NEW DIRECTIONS, INC.
PROJECT SAFE, INC.
S.O.S. FOR FAMILIES
STILLWATER DOMESTIC VIOLENCE SERVICE INC.
TULSA SEXUAL ASSAULT NURSE EXAMINERS PROGRAM
WOMEN IN SAFE HOMES, INC.
WOMEN'S CRISIS SERVICES
WOMEN'S SERVICE & FAMILY RESOURCE CENTER
WOMENS RESOURCE CENTER
YWCA CRISIS CENTER
YWCA OF OKC CRISIS SERVICES

AGENCY TYPE	AGENCY NAME
Hospitals	EASTERN STATE HOSPITAL GRIFFIN MEMORIAL HOSPITAL OKLAHOMA YOUTH CENTER WESTERN STATE HOSPITAL
Other Agencies	CENTER FOR CHILDREN & FAMILIES CHILDREN'S MEDICAL CENTER DIVORCE VISITATION ARBITRATION GREAT PLAINS IMPROVEMENT FND. HIV RESOURCE CONSORTIUM HOMINY HEALTH SRVCS CENTER INC. PAWNEE TRIBE OF OKLAHOMA SUNBEAM FAMILY SERVICES TULSA METROPOLITAN MINISTRY
Residential Care	AUTUMN YEARS RESIDENT RANCH BOLEY RESIDENTIAL CARE HOME CONNECTIONS RESIDENTIAL CARE COPP'S RESIDENTIAL CARE, INC. COUNTRY COTTAGE RESID. CARE COUNTRY LANE RESID. CARE HOME DON MENTZER FACILITY DOW RESIDENTIAL CARE HOME DUNCAN COMMUNITY RESIDENCE INC EDNA LEE'S RESIDENTIAL CARE ELM TREE HOUSE FAIR OAKS GREEN ACRES LAKE FRANCIS RETIREMENT CENTER LAKEVIEW LODGING LEXINGTON ROOM & BOARD MILLER COZY HOME, INC. NORTH FORK RESIDENTIAL CARE PARKVIEW RESIDENTIAL CARE PATHWAYS SUPPORTIVE LIVING CENTER RAMBLING ROSE RESIDENTIAL CARE SANTE FE RESIDENTIAL CARE SOUTHWEST RETIREMENT HOME, INC SUGAR MOUNTAIN RETREAT SUNNY ACRES BOARDING MANOR, INC. SUNNY ACRES RESIDENTIAL CARE VIAN RESIDENTIAL CARE WESTCARE SUPP LIVING CENTER

AGENCY TYPE**AGENCY NAME**

Substance Abuse

ADA AREA CHEMICAL DEPENDENCY CENTER, INC.
ALPHA II, INC.
BRIDGEWAY
CAA TURNING POINT
CARVER CENTER
COMMUNITY ALCOHOLISM SERVICES
CROSSROADS COUNSELING
DRUG RECOVERY, INC.
EAGLE RIDGE INSTITUTE
EDMOND FAMILY SERVICES, INC.
FT. SUPPLY AL/DG TX CENTER
GATEWAY TO PREVENTION/RECOVERY
HOUSE OF HOPE, INC.
INDIAN HEALTH CARE RESOURCE CENTER
KIAMICHI COUNCIL ON ALCOHOLISM
LEFLORE COUNTY YOUTH & FAMILY SERVICES, INC.
LIFE IMPROVEMENT CENTER
LOGAN COUNTY YOUTH AND FAMILY SERVICES INC.
METRO TULSA SUBSTANCE ABUSE SERVICES
MONARCH, INC.
MOORE ALCOHOL AND DRUG CENTER
MUSKOGEE CO COUNCIL YTH SV
N.E. OK COUNCIL ON ALCOHOLISM
N.W. FAMILY SERVICES, INC.
NAIC CENTER OF OKLAHOMA ALCOHOL & DRUG SERVICES, INC.
NATIVE AMERICAN CENTER OF RECOVERY
NEW HOPE OF MANGUM
NORMAN ALCOHOL AND DRUG TREATMENT CENTER
OPPORTUNITIES, INC.
PAYNE CO COUNSELING SERVICES, INC.
ROADBACK, INC.
ROGERS COUNTY DRUG ABUSE PROGRAM, INC.
S.W. YOUTH & FAMILY SERVICES
SECOND CHANCE CDU
SOAARR, INC.
STARTING POINT II, INC.
STREET SCHOOL, INC.
THE NEXT STEP NETWORK, INC.
THE OAKS BEHAVIORAL HEALTH CENTER
THE REFERRAL CENTER
TRI-CITY SUBSTANCE ABUSE CENTER
TRI-CITY YOUTH & FAMILY CENTER
TULSA REGIONAL MED. CENTER
TURNING POINT
TWELVE & TWELVE, INC.
VINITA ALCOHOL AND DRUG TREATMENT CENTER
WOMEN'S TREATMENT CENTER

ODMHSAS

Refers to the Oklahoma Department of Mental Health and Substance Abuse Services.

Other Indicators

There are several groups of clients that are of special interest because they have special treatment needs, state or federal requirements regarding their placement or the services they receive, or because they are part of a priority population. The definitions of these groups and criteria for their selection are provided below:

- **Deaf and Hearing Impaired**

Clients who are deaf, hard of hearing, or indicated the need for an interpreter for the deaf were grouped to form the Deaf and Hearing Impaired category.

- **Homeless**

A homeless person under ICIS criteria is a person who: (a) lacks a fixed, regular and adequate night time residence AND (b) has a primary night time residence that is a supervised publicly or privately operated shelter designed to provide temporary living accommodations including welfare hotels, congregate shelters, halfway houses, and transitional housing for the mentally ill; or an institution that provides a temporary residence for individuals intended to be institutionalized; or a public or private place not designed for, or ordinarily used as, a regular sleeping accommodation for human beings, not limited to people living on the streets. Individuals are considered homeless if they have lost their permanent residence, and are temporarily living in a shelter to avoid being on the street. Prisoners being released or in the custody of a correctional facility are not considered homeless at the time of admission for treatment. The definition also excludes persons in a hospital, residential care facility, commercial hotel/motel, supervised apartment, or living with parent/other relative (even if only temporarily). The definition does include domestic violence and sexual assault shelters, as the persons have fled a residence that is not adequate (i.e., not safe).

- **Legal Status**

Legal Status has three categories; Voluntary, Civil Involuntary, and Criminal Involuntary. The categories of legal status (with ICIS codes) are as follows:

Voluntary. These clients enter treatment voluntarily and are coded Voluntary Admission (01), Court Voluntary (02), Informal Admission (16), or Other (18).

Civil Involuntary. These clients are required by the court system to receive services, even though they may be reluctant. They are coded Court Commitment (03), Order of Detention (06), Juvenile Court Order (07), Transfer – Other Legal Entity (08), Court Ordered Juveniles in Need of Treatment, DHS given custody (10), Court Ordered Juveniles in Need of Treatment Parental Custody Retained (11), Emergency Detention (12), Continued Court Detention (13), 28-Day Court Commitment (14), or Protective Custody (17).

Criminal Involuntary. These clients are required to receive services because they have been accused of or have committed a crime. Codes include the following; Incompetent to Stand Trial (04), Not Guilty by Reason of Insanity (05), Court Order for Observation and Evaluation (09), Court Referred DUI Clients (15), Criminal Hold (20), or Court Commit with Hold (21).

- **Adults with Serious Mental Illness (SMI)**

SMI denotes clients who have been identified **at any time** as having a serious mental illness using the formal ODMHSAS definition. According to this definition, an Adult with a Serious Mental Illness must be an individual 18 years of age or older.

- **Children with a Serious Emotional Disturbance (SED)**

SED refers to children who meet departmental criteria for having a Serious Emotional Disturbance.

- **Any Alcohol/Drug Problem**

A substance abuse client is one who has one or more DSM-IV Axis I primary, secondary or tertiary diagnoses from categories 1.a. or 1.b. (in the Dual Diagnosis definition below) or one or more ICIS Substance Abuse Related Problems (710-731, 741-743). Clients identified only as co-dependents are not identified as substance abusers.

- **Dual Diagnosis Client**

A dual diagnosis client is one who meets the criteria for having a substance abuse diagnosis from categories 1.a. or 1.b. below and meets the criteria for a mental illness based on one or more DSM-IV Axis II primary, secondary, or tertiary diagnoses from categories 2.a. through 2.e. below.

- 1.a. Psychoactive Substance Induced Organic Disorders: 291.0-291.8, 292.0-292.83, 292.89-282.99
- b. Psychoactive Substance Use Disorders: 303.0-305.99.
- 2.a. Schizophrenia: 295.10, 295.20, 295.30, 295.40, 295.60, 295.70, 295.90
- b. Delusional (Paranoid) Disorder: 297.1
- c. Other Psychotic Disorders: 295.40, 295.70, 297.3, 298.8, 298.9, 297.1, 297.3
- d. Mood Disorders: 296.20-296.7
- e. Borderline Personality Disorder: 301.83

Presenting Problem/Diagnosis

Categories for this variable are based on the DSM-IV primary diagnosis or primary presenting problem. If the admitting agency has clinicians qualified to make a diagnosis, the diagnosis is used, otherwise, a presenting problem is used to define a client's category.

Categories	Codes
Developmental Disorders	
DSM-IV Codes:	302.5-302.69, 302.85, 307-307.39, 307.5-307.99, 309.21, 312-312.29, 312.9-313.21, 313.81-313.89, 314-314.99, 315-319.99, 299-299.99
Presenting Problems:	210, 240
Non Alcohol/Drug Related Organic	
DSM-IV Codes:	290-290.99, 293-293.83, 294-294.80, 310-310.10
Alcohol Abuse	
DSM-IV Codes:	291-291.99, 293.9, 303-303.99, 305-305.02
Presenting Problems:	741, 710, 711
Other Substance Abuse	
DSM-IV Codes:	305.1-305.99, 292-292.99, 304-304.99
Presenting Problems:	742, 743, 744, 720-731
Schizophrenia	
DSM-IV Codes:	295 (excluding 295.4, 295.7)

Categories	Codes
Other Psychotic	
DSM-IV Codes:	297-298.9, 295.40, 294.9, 295.70
Presenting Problems:	510-530, 650
Mood Disorders	
DSM-IV Codes:	296-296.99 301.13, 300.4-300.49, 293.89, 311-311.99
Presenting Problems:	500-503
Other Non-Psychotic	
DSM-IV Codes:	300-300.39, 300.6-300.99, 302-302.49, 302.7-302.84, 302.89-302.99, 307-4-307.49, 307.8, 312.8, 308.3-309.19, 309.23-309.99, 312.3, 316-316.99, 780.50
Personality Disorders	
DSM-IV Codes:	301-301.9
Social Conditions	
DSM-IV Codes:	V40.00-V40.60, V61-V71.02, 955.5-995.81
Presenting Problems:	740, 450, 620-632, 311-420
Deferred/No Diagnosis	
DSM-IV Codes:	799.9-799.90, V71.09
Presenting Problems:	110, 130

Race

The Unknown category was utilized to group Clients who made no selection from the choices below indicating their race.

The following groupings are used for reporting race:

- White
- Black
- Native American
- Hispanic
- Asian
- Unknown

Various Categories:

In response to many special report requests in past years, the special reports table was generated to address the majority of those requests.

Description of the Data Book

This Data Book displays Counts of Admitted Clients Served by Funding Source for Sex, Age, Race, Presenting Problem/Diagnosis, County of Residence, and Other Indicators. It contains six tables presenting data for 1) Statewide Total, 2) Agency, 3) Agency Type, 4) County of Residence, 5) Planning Area, and 6) Various Categories.

Admitted Clients Served by Funding Source

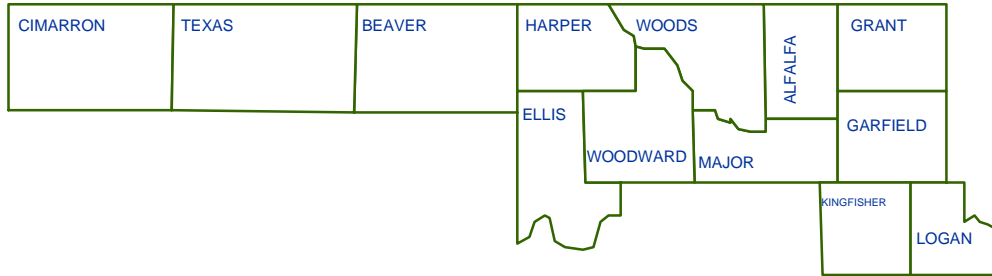
Admitted Clients Served are clients who have an admission transaction in the ICIS before or during the report year and had received a service during the report year. They are counted only once in the total for each level of aggregation or category in which they appear. This is called an unduplicated count. For example, a client may receive services at one hospital and then receive services at another hospital in the same year. This client would be counted twice (once at each hospital) in the agency report, but only once in the agency type and statewide tables. Because information such as age and sex should remain constant (except for data entry errors), counts for categories of these variables will sum to the total clients served on each table. Variables that might change from admission at one facility to admission at another or over time, (e.g., legal status, diagnosis, and target population) can be counted in more than one category and should not be summed.

This Data Book shows only clients who were admitted for services and excludes contacts. It enumerates admitted clients, but further limits the counts to specific subgroups of the client population. Each individual counted has received a service at some time during the year regardless of the year he/she was admitted. Clients are grouped by frequently referenced demographics: Sex, Age, Race, Presenting Problem/Diagnosis, County of Residence, and Other Indicators. A client may be in more than one of these groups, or a client's group may change during the year. As a result, the sum of target populations exceeds the total number served. However, for any given population, the age, race, and sex, which do not change (age is calculated as of a single point in time), are unduplicated counts and should equal the total.

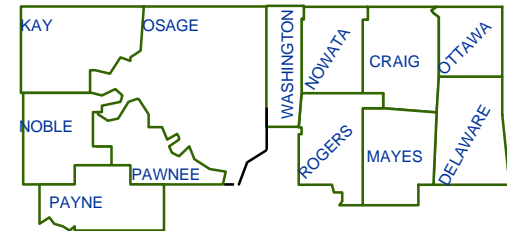
OKLAHOMA DEPARTMENT OF MENTAL HEALTH
AND SUBSTANCE ABUSE SERVICES

Planning Areas

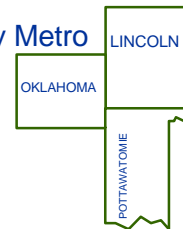
Northwest



Northeast



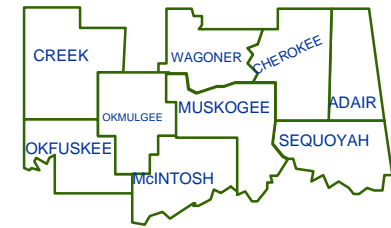
Oklahoma City Metro



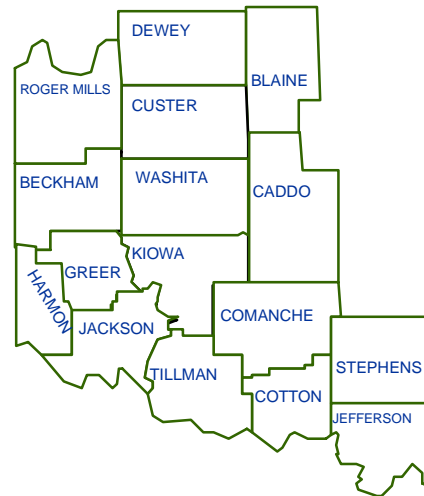
Tulsa Metro



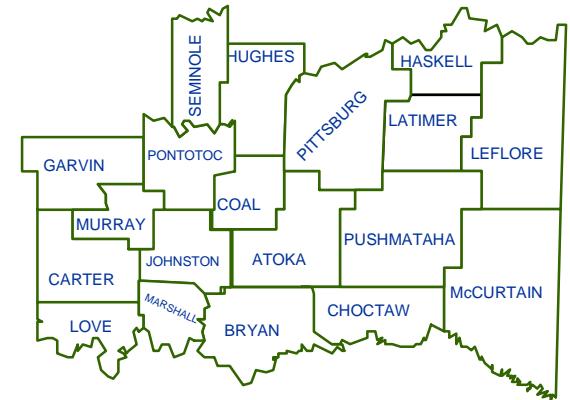
East Central



Central



Southwest



Southeast