

data

BOOK FOR FISCAL YEAR 1994

Admitted Clients Served
By Funding Source

Table 2. Counts of Admitted
Clients Served for each Agency

Oklahoma Department of Mental Health and Substance Abuse Services
Evaluation and Data Analysis Section
P. O. Box 53277 • Oklahoma City, OK 73152 • 405 522 3813

DATA BOOK FOR FISCAL YEAR 1994

Published by

Oklahoma Department of Mental Health and Substance Abuse
Services

Prepared by

Ali Akour, Ph.D.

Data Analyst, Evaluation and Data Analysis Section
Decision Support Services

2002

Terry Cline, Ph.D., Commissioner
Steve Davis, Ph.D., Director of Decision Support Services
Mark Reynolds, Ed. D., Evaluation & Data Analysis Data Projects Manager

Public Domain Notice

The Data Book for Fiscal Year 1994 is in the public domain and may be reproduced or copied without permission from the Oklahoma Department of Mental Health and Substance Abuse Services. However, this publication may not be reproduced or distributed for a fee without the specific, written authorization of Oklahoma Department of Mental Health and Substance Abuse Services. Citation of the source is appreciated.

Electronic Access to Publication

This publication is available on the World Wide Web at:
<http://www.odmhsas.org/specialreports.htm>

How to Contact Us

**Oklahoma Department of Mental Health and Substance Abuse Services
Evaluation and Data Analysis Section**

P.O. Box 53277
Oklahoma City, OK 73152-3277
(405) 522-3813

Contents

Introduction

Admitted Clients Served by Funding Source

- Table 1. Counts of Admitted Clients Served for **Statewide Total**
- Table 2. Counts of Admitted Clients Served for each **Agency**
- Table 3. Counts of Admitted Clients Served for each **Agency Type**
- Table 4. Counts of Admitted Clients Served for each **County of Residence**
- Table 5. Counts of Admitted Clients Served for each **Planning Area**
- Table 6. Counts of Admitted Clients Served for **Various Categories**

Appendix

Definitions of Terms and Categorization Variables

Description of the Data Book

Map of Planning Areas

DATA BOOK FOR FISCAL YEAR 1994

Introduction

Prior to Fiscal Year 1999, any client seen at an Oklahoma Department of Mental Health and Substance Abuse Services (ODMHSAS) contracted facility was reported, regardless of who paid for the service. Starting with Fiscal Year 1999, only clients funded in full or in part by ODMHSAS were reported. Therefore, previous years' reported client counts will be larger than in following years.

During the Fiscal Year 1994, the State of Oklahoma expenditures on community mental health services, inpatient facilities, substance abuse services, domestic violence/sexual assault services, and departmental management amounted to approximately \$151 million dollars. An unduplicated total of approximately 84,281 recipients were served system-wide in FY 1994. The unduplicated total of 84,281 recipients consists of 61,239 recipients that were admitted and served and 23,042 recipients that were contacts. This Data Book report is generated to provide basic information about these recipients for policy makers, interest groups, and others working to improve the quality of life for those in need.

The Data Book report is produced by the Evaluation and Data Analysis Section of the Decision Support Services Division at the ODMHSAS. The report summarizes demographic information for clients served in agencies operated by or funded through ODMHSAS. To create the Data Book report, data are extracted from the ODMHSAS Integrated Client Information System (ICIS). ICIS contains demographic and service information about service recipients and agencies.

This Data Book report focuses on Admitted Clients Served by Funding Source. To meet the specific needs of a variety of entities, the information is divided into tables and each table presents a different view of the data. Definitions of terms and a map of planning areas are also provided.

Oklahoma Department of Mental Health and Substance Abuse Services

Counts of Admitted Clients Served by Funding Source for Each Agency During FY1994

ACMI HOUSE INC

	Total	Funding Source					
		Mental Health	Substance Abuse	Domestic Violence	Residential Care	Medicaid	Other
Total							
Unduplicated Count	383	0	0	383	0	0	0
Sex							
Female	264	0	0	264	0	0	0
Male	119	0	0	119	0	0	0
Age							
0-04	73	0	0	73	0	0	0
05-17	99	0	0	99	0	0	0
18-20	22	0	0	22	0	0	0
21-24	55	0	0	55	0	0	0
25-34	83	0	0	83	0	0	0
35-44	33	0	0	33	0	0	0
45-54	14	0	0	14	0	0	0
55-64	4	0	0	4	0	0	0
Race							
White	227	0	0	227	0	0	0
Black	50	0	0	50	0	0	0
Native American	11	0	0	11	0	0	0
Hispanic	94	0	0	94	0	0	0
Asian	1	0	0	1	0	0	0
Presenting Problem/Diagnosis							
Social Conditions	383	0	0	383	0	0	0
County of Residence							
Caddo	1	0	0	1	0	0	0
Canadian	1	0	0	1	0	0	0
Comanche	8	0	0	8	0	0	0
Greer	17	0	0	17	0	0	0
Harmon	20	0	0	20	0	0	0
Jackson	271	0	0	271	0	0	0
Kiowa	26	0	0	26	0	0	0
Oklahoma	5	0	0	5	0	0	0
Pottawatomie	2	0	0	2	0	0	0
Tillman	18	0	0	18	0	0	0
Washita	3	0	0	3	0	0	0
Out of State/Unknown	11	0	0	11	0	0	0
Other Indicators							
Homeless	21	0	0	21	0	0	0
SMI (If ever)	13	0	0	13	0	0	0

Notes: The same client may be counted in more than one category, e.g., clients can receive services under more than one contract source, in more than one "County of Residence," or may have multiple "Other Indicators." Please see Definition page for other considerations.

Oklahoma Department of Mental Health and Substance Abuse Services

Counts of Admitted Clients Served by Funding Source for Each Agency During FY1994

ACTION ASSOCIATES, INC.

	Total	Funding Source					
		Mental Health	Substance Abuse	Domestic Violence	Residential Care	Medicaid	Other
Total							
Unduplicated Count	229	0	0	229	0	0	0
Sex							
Female	166	0	0	166	0	0	0
Male	63	0	0	63	0	0	0
Age							
0-04	59	0	0	59	0	0	0
05-17	57	0	0	57	0	0	0
18-20	13	0	0	13	0	0	0
21-24	25	0	0	25	0	0	0
25-34	37	0	0	37	0	0	0
35-44	25	0	0	25	0	0	0
45-54	11	0	0	11	0	0	0
55-64	2	0	0	2	0	0	0
Race							
White	141	0	0	141	0	0	0
Black	14	0	0	14	0	0	0
Native American	39	0	0	39	0	0	0
Hispanic	35	0	0	35	0	0	0
Presenting Problem/Diagnosis							
Social Conditions	228	0	0	228	0	0	0
Deferred/No Diagnosis	1	0	0	1	0	0	0
County of Residence							
Beckham	34	0	0	34	0	0	0
Blaine	7	0	0	7	0	0	0
Caddo	2	0	0	2	0	0	0
Canadian	13	0	0	13	0	0	0
Custer	109	0	0	109	0	0	0
Dewey	3	0	0	3	0	0	0
Hughes	1	0	0	1	0	0	0
Kiowa	6	0	0	6	0	0	0
Roger Mills	4	0	0	4	0	0	0
Washita	30	0	0	30	0	0	0
Woods	3	0	0	3	0	0	0
Woodward	1	0	0	1	0	0	0
Out of State/Unknown	16	0	0	16	0	0	0
Other Indicators							
Deaf and Hearing Impaired	1	0	0	1	0	0	0
Dual Diagnosis	1	0	0	1	0	0	0
Homeless	129	0	0	129	0	0	0
SMI (If ever)	19	0	0	19	0	0	0

Notes: The same client may be counted in more than one category, e.g., clients can receive services under more than one contract source, in more than one "County of Residence," or may have multiple "Other Indicators." Please see Definition page for other considerations.

Oklahoma Department of Mental Health and Substance Abuse Services
Counts of Admitted Clients Served by Funding Source for Each Agency During FY1994
ADA AREA CHEMICAL DEPENDENCY CENTER, INC.

	Total	Funding Source					
		Mental Health	Substance Abuse	Domestic Violence	Residential Care	Medicaid	Other
Total							
Unduplicated Count	138	0	138	0	0	0	0
Sex							
Female	75	0	75	0	0	0	0
Male	63	0	63	0	0	0	0
Age							
05-17	8	0	8	0	0	0	0
18-20	10	0	10	0	0	0	0
21-24	15	0	15	0	0	0	0
25-34	51	0	51	0	0	0	0
35-44	39	0	39	0	0	0	0
45-54	10	0	10	0	0	0	0
55-64	5	0	5	0	0	0	0
Race							
White	117	0	117	0	0	0	0
Black	6	0	6	0	0	0	0
Native American	14	0	14	0	0	0	0
Hispanic	1	0	1	0	0	0	0
Presenting Problem/Diagnosis							
Alcohol Abuse	63	0	63	0	0	0	0
Social Conditions	35	0	35	0	0	0	0
Substance Related	40	0	40	0	0	0	0
County of Residence							
Atoka	1	0	1	0	0	0	0
Coal	3	0	3	0	0	0	0
Garvin	1	0	1	0	0	0	0
Hughes	1	0	1	0	0	0	0
Johnston	3	0	3	0	0	0	0
Murray	1	0	1	0	0	0	0
Pontotoc	127	0	127	0	0	0	0
Pottawatomie	1	0	1	0	0	0	0
Other Indicators							
Dual Diagnosis	5	0	5	0	0	0	0
Homeless	7	0	7	0	0	0	0
SMI (If ever)	12	0	12	0	0	0	0

Notes: The same client may be counted in more than one category, e.g., clients can receive services under more than one contract source, in more than one "County of Residence," or may have multiple "Other Indicators." Please see Definition page for other considerations.

Oklahoma Department of Mental Health and Substance Abuse Services

Counts of Admitted Clients Served by Funding Source for Each Agency During FY1994

ALPHA II, INC.

	Total	Funding Source					
		Mental Health	Substance Abuse	Domestic Violence	Residential Care	Medicaid	Other
Total							
Unduplicated Count	261	0	261	0	0	0	0
Sex							
Female	1	0	1	0	0	0	0
Male	260	0	260	0	0	0	0
Age							
05-17	1	0	1	0	0	0	0
18-20	12	0	12	0	0	0	0
21-24	31	0	31	0	0	0	0
25-34	101	0	101	0	0	0	0
35-44	80	0	80	0	0	0	0
45-54	24	0	24	0	0	0	0
55-64	12	0	12	0	0	0	0
Race							
White	162	0	162	0	0	0	0
Black	46	0	46	0	0	0	0
Native American	48	0	48	0	0	0	0
Hispanic	5	0	5	0	0	0	0
Presenting Problem/Diagnosis							
Alcohol Abuse	166	0	166	0	0	0	0
Substance Related	95	0	95	0	0	0	0
County of Residence							
Adair	2	0	2	0	0	0	0
Alfalfa	1	0	1	0	0	0	0
Atoka	1	0	1	0	0	0	0
Beckham	3	0	3	0	0	0	0
Caddo	1	0	1	0	0	0	0
Canadian	1	0	1	0	0	0	0
Cherokee	2	0	2	0	0	0	0
Choctaw	3	0	3	0	0	0	0
Coal	1	0	1	0	0	0	0
Cotton	1	0	1	0	0	0	0
Craig	1	0	1	0	0	0	0
Creek	4	0	4	0	0	0	0
Custer	2	0	2	0	0	0	0
Delaware	1	0	1	0	0	0	0
Ellis	1	0	1	0	0	0	0
Garfield	69	0	69	0	0	0	0
Haskell	1	0	1	0	0	0	0
Hughes	2	0	2	0	0	0	0
Kay	26	0	26	0	0	0	0
LeFlore	1	0	1	0	0	0	0
Lincoln	1	0	1	0	0	0	0
Logan	2	0	2	0	0	0	0
Mayes	2	0	2	0	0	0	0
McClain	1	0	1	0	0	0	0
McCurtain	8	0	8	0	0	0	0
McIntosh	2	0	2	0	0	0	0
Muskogee	3	0	3	0	0	0	0
Noble	3	0	3	0	0	0	0

Notes: The same client may be counted in more than one category, e.g., clients can receive services under more than one contract source, in more than one "County of Residence," or may have multiple "Other Indicators." Please see Definition page for other considerations.

Oklahoma Department of Mental Health and Substance Abuse Services
Counts of Admitted Clients Served by Funding Source for Each Agency During FY1994
ALPHA II, INC.

	Funding Source						
	Total	Mental Health	Substance Abuse	Domestic Violence	Residential Care	Medicaid	Other
Okfuskee	1	0	1	0	0	0	0
Oklahoma	19	0	19	0	0	0	0
Okmulgee	1	0	1	0	0	0	0
Osage	10	0	10	0	0	0	0
Ottawa	1	0	1	0	0	0	0
Pawnee	1	0	1	0	0	0	0
Payne	15	0	15	0	0	0	0
Pottawatomie	2	0	2	0	0	0	0
Pushmataha	3	0	3	0	0	0	0
Rogers	1	0	1	0	0	0	0
Seminole	3	0	3	0	0	0	0
Sequoyah	1	0	1	0	0	0	0
Stephens	4	0	4	0	0	0	0
Texas	1	0	1	0	0	0	0
Tulsa	26	0	26	0	0	0	0
Wagoner	4	0	4	0	0	0	0
Washington	15	0	15	0	0	0	0
Woods	3	0	3	0	0	0	0
Out of State/Unknown	4	0	4	0	0	0	0
Other Indicators							
Deaf and Hearing Impaired	3	0	3	0	0	0	0
Homeless	61	0	61	0	0	0	0
SMI (If ever)	39	0	39	0	0	0	0

Notes: The same client may be counted in more than one category, e.g., clients can receive services under more than one contract source, in more than one "County of Residence," or may have multiple "Other Indicators." Please see Definition page for other considerations.

Oklahoma Department of Mental Health and Substance Abuse Services
Counts of Admitted Clients Served by Funding Source for Each Agency During FY1994
ASSOCIATED CENTERS FOR THERAPY, INC.

	Total	Funding Source					
		Mental Health	Substance Abuse	Domestic Violence	Residential Care	Medicaid	Other
Total							
Unduplicated Count	881	881	0	0	0	0	0
Sex							
Female	527	527	0	0	0	0	0
Male	354	354	0	0	0	0	0
Age							
0-04	8	8	0	0	0	0	0
05-17	139	139	0	0	0	0	0
18-20	36	36	0	0	0	0	0
21-24	82	82	0	0	0	0	0
25-34	225	225	0	0	0	0	0
35-44	188	188	0	0	0	0	0
45-54	125	125	0	0	0	0	0
55-64	54	54	0	0	0	0	0
65-74	17	17	0	0	0	0	0
75-84	6	6	0	0	0	0	0
85+	1	1	0	0	0	0	0
Race							
White	693	693	0	0	0	0	0
Black	111	111	0	0	0	0	0
Native American	42	42	0	0	0	0	0
Hispanic	29	29	0	0	0	0	0
Asian	6	6	0	0	0	0	0
Presenting Problem/Diagnosis							
Alcohol Abuse	22	22	0	0	0	0	0
Developmental Disorder	69	69	0	0	0	0	0
Mood Disorder	383	383	0	0	0	0	0
Non Alcohol/Drug Related Organic	8	8	0	0	0	0	0
Other Non-Psychotic	152	152	0	0	0	0	0
Other Psychotic	40	40	0	0	0	0	0
Personality Disorder	14	14	0	0	0	0	0
Schizophrenia	107	107	0	0	0	0	0
Social Conditions	16	16	0	0	0	0	0
Substance Related	10	10	0	0	0	0	0
Deferred/No Diagnosis	60	60	0	0	0	0	0
County of Residence							
Mayes	1	1	0	0	0	0	0
Noble	1	1	0	0	0	0	0
Pittsburgh	1	1	0	0	0	0	0
Tulsa	872	872	0	0	0	0	0
Wagoner	1	1	0	0	0	0	0
Washita	2	2	0	0	0	0	0
Out of State/Unknown	3	3	0	0	0	0	0
Other Indicators							
Deaf and Hearing Impaired	4	4	0	0	0	0	0
Dual Diagnosis	109	109	0	0	0	0	0
Homeless	68	68	0	0	0	0	0
SED (6-17)	123	123	0	0	0	0	0
SMI (If ever)	515	515	0	0	0	0	0

Notes: The same client may be counted in more than one category, e.g., clients can receive services under more than one contract source, in more than one "County of Residence," or may have multiple "Other Indicators." Please see Definition page for other considerations.

Oklahoma Department of Mental Health and Substance Abuse Services
Counts of Admitted Clients Served by Funding Source for Each Agency During FY1994
AUTUMN YEARS RESIDENT RANCH

		Funding Source						
		Total	Mental Health	Substance Abuse	Domestic Violence	Residential Care	Medicaid	Other
Total	Unduplicated Count	18	0	0	0	18	0	0
Sex	Female	15	0	0	0	15	0	0
	Male	3	0	0	0	3	0	0
Age	25-34	3	0	0	0	3	0	0
	45-54	5	0	0	0	5	0	0
	55-64	7	0	0	0	7	0	0
	65-74	2	0	0	0	2	0	0
	75-84	1	0	0	0	1	0	0
Race	White	15	0	0	0	15	0	0
	Black	1	0	0	0	1	0	0
	Native American	2	0	0	0	2	0	0
Presenting Problem/Diagnosis	Mood Disorder	2	0	0	0	2	0	0
	Other Psychotic	5	0	0	0	5	0	0
	Social Conditions	11	0	0	0	11	0	0
County of Residence	Pontotoc	18	0	0	0	18	0	0
Other Indicators	SMI (If ever)	18	0	0	0	18	0	0

Notes: The same client may be counted in more than one category, e.g., clients can receive services under more than one contract source, in more than one "County of Residence," or may have multiple "Other Indicators." Please see Definition page for other considerations.

Oklahoma Department of Mental Health and Substance Abuse Services

Counts of Admitted Clients Served by Funding Source for Each Agency During FY1994

BILL WILLIS MENTAL HEALTH

	Total	Funding Source					
		Mental Health	Substance Abuse	Domestic Violence	Residential Care	Medicaid	Other
Total							
Unduplicated Count	1,772	1,661	259	0	0	0	7
Sex							
Female	841	841	26	0	0	0	1
Male	931	820	233	0	0	0	6
Age							
0-04	8	8	0	0	0	0	0
05-17	195	195	0	0	0	0	0
18-20	58	51	17	0	0	0	1
21-24	105	97	23	0	0	0	0
25-34	458	412	87	0	0	0	2
35-44	465	429	85	0	0	0	2
45-54	268	259	31	0	0	0	1
55-64	137	132	14	0	0	0	1
65-74	65	65	2	0	0	0	0
75-84	13	13	0	0	0	0	0
Race							
White	1,375	1,330	137	0	0	0	6
Black	67	58	16	0	0	0	0
Native American	297	244	97	0	0	0	1
Hispanic	29	25	8	0	0	0	0
Asian	4	4	1	0	0	0	0
Presenting Problem/Diagnosis							
Alcohol Abuse	167	99	125	0	0	0	0
Developmental Disorder	70	70	1	0	0	0	0
Mood Disorder	666	666	27	0	0	0	2
Non Alcohol/Drug Related Organic	61	61	3	0	0	0	0
Other Non-Psychotic	223	222	7	0	0	0	1
Other Psychotic	107	107	4	0	0	0	0
Personality Disorder	25	25	1	0	0	0	0
Schizophrenia	298	298	13	0	0	0	0
Social Conditions	10	10	0	0	0	0	0
Substance Related	115	76	74	0	0	0	4
Deferred/No Diagnosis	30	27	4	0	0	0	0
County of Residence							
Adair	190	189	12	0	0	0	1
Caddo	2	1	2	0	0	0	0
Carter	1	0	1	0	0	0	0
Cherokee	598	567	66	0	0	0	6
Choctaw	1	0	1	0	0	0	0
Cleveland	1	1	0	0	0	0	0
Coal	1	0	1	0	0	0	0
Craig	2	2	1	0	0	0	0
Creek	2	2	1	0	0	0	0
Custer	1	1	1	0	0	0	0
Delaware	16	8	14	0	0	0	0
LeFlore	2	2	2	0	0	0	0
Mayes	14	9	10	0	0	0	0
McCurtain	1	1	0	0	0	0	0
McIntosh	4	2	4	0	0	0	0

Notes: The same client may be counted in more than one category, e.g., clients can receive services under more than one contract source, in more than one "County of Residence," or may have multiple "Other Indicators." Please see Definition page for other considerations.

Oklahoma Department of Mental Health and Substance Abuse Services
Counts of Admitted Clients Served by Funding Source for Each Agency During FY1994
BILL WILLIS MENTAL HEALTH

	Funding Source						
	Total	Mental Health	Substance Abuse	Domestic Violence	Residential Care	Medicaid	Other
Muskogee	40	23	26	0	0	0	0
Nowata	2	1	2	0	0	0	0
Oklahoma	1	0	1	0	0	0	0
Okmulgee	4	1	4	0	0	0	0
Osage	1	0	1	0	0	0	0
Ottawa	2	0	2	0	0	0	0
Payne	3	2	1	0	0	0	0
Pittsburgh	2	1	2	0	0	0	0
Pottawatomie	4	1	3	0	0	0	0
Rogers	11	4	10	0	0	0	0
Seminole	4	4	1	0	0	0	0
Sequoyah	536	532	32	0	0	0	0
Tulsa	25	11	20	0	0	0	0
Wagoner	287	284	32	0	0	0	0
Washington	5	3	4	0	0	0	0
Out of State/Unknown	9	9	2	0	0	0	0
Other Indicators							
Deaf and Hearing Impaired	78	43	69	0	0	0	1
Dual Diagnosis	326	280	105	0	0	0	1
Homeless	70	55	29	0	0	0	0
SED (6-17)	129	129	0	0	0	0	0
SMI (If ever)	1,183	1,165	92	0	0	0	4

Notes: The same client may be counted in more than one category, e.g., clients can receive services under more than one contract source, in more than one "County of Residence," or may have multiple "Other Indicators." Please see Definition page for other considerations.

Oklahoma Department of Mental Health and Substance Abuse Services

Counts of Admitted Clients Served by Funding Source for Each Agency During FY1994

BOLEY RESIDENTIAL CARE HOME

	Total	Funding Source					
		Mental Health	Substance Abuse	Domestic Violence	Residential Care	Medicaid	Other
Total							
Unduplicated Count	32	0	0	0	32	0	0
Sex							
Female	11	0	0	0	11	0	0
Male	21	0	0	0	21	0	0
Age							
21-24	1	0	0	0	1	0	0
25-34	6	0	0	0	6	0	0
35-44	16	0	0	0	16	0	0
45-54	4	0	0	0	4	0	0
55-64	2	0	0	0	2	0	0
65-74	1	0	0	0	1	0	0
75-84	2	0	0	0	2	0	0
Race							
White	3	0	0	0	3	0	0
Black	29	0	0	0	29	0	0
Presenting Problem/Diagnosis							
Developmental Disorder	1	0	0	0	1	0	0
Mood Disorder	1	0	0	0	1	0	0
Other Psychotic	15	0	0	0	15	0	0
Social Conditions	15	0	0	0	15	0	0
County of Residence							
Comanche	3	0	0	0	3	0	0
Jackson	1	0	0	0	1	0	0
Okfuskee	23	0	0	0	23	0	0
Oklahoma	2	0	0	0	2	0	0
Okmulgee	1	0	0	0	1	0	0
Tulsa	1	0	0	0	1	0	0
Wagoner	1	0	0	0	1	0	0
Other Indicators							
Dual Diagnosis	2	0	0	0	2	0	0
Homeless	15	0	0	0	15	0	0
SMI (If ever)	30	0	0	0	30	0	0

Notes: The same client may be counted in more than one category, e.g., clients can receive services under more than one contract source, in more than one "County of Residence," or may have multiple "Other Indicators." Please see Definition page for other considerations.

Oklahoma Department of Mental Health and Substance Abuse Services

Counts of Admitted Clients Served by Funding Source for Each Agency During FY1994

BRIDGEWAY

	Total	Funding Source					Other
		Mental Health	Substance Abuse	Domestic Violence	Residential Care	Medicaid	
Total							
Unduplicated Count	132	0	105	0	0	0	62
Sex							
Male	132	0	105	0	0	0	62
Age							
18-20	4	0	2	0	0	0	2
21-24	16	0	11	0	0	0	8
25-34	42	0	33	0	0	0	22
35-44	50	0	42	0	0	0	23
45-54	13	0	10	0	0	0	5
55-64	6	0	6	0	0	0	2
65-74	1	0	1	0	0	0	0
Race							
White	85	0	67	0	0	0	45
Black	21	0	16	0	0	0	10
Native American	24	0	21	0	0	0	6
Hispanic	2	0	1	0	0	0	1
Presenting Problem/Diagnosis							
Alcohol Abuse	95	0	74	0	0	0	48
Substance Related	37	0	31	0	0	0	14
County of Residence							
Alfalfa	1	0	0	0	0	0	1
Beaver	1	0	0	0	0	0	1
Blaine	1	0	1	0	0	0	0
Caddo	2	0	2	0	0	0	1
Creek	2	0	0	0	0	0	2
Custer	1	0	1	0	0	0	0
Garfield	12	0	5	0	0	0	10
Kay	62	0	56	0	0	0	24
Kiowa	1	0	1	0	0	0	0
Lincoln	2	0	2	0	0	0	0
Logan	2	0	2	0	0	0	1
Marshall	1	0	1	0	0	0	0
Mayes	1	0	1	0	0	0	0
Noble	1	0	1	0	0	0	0
Nowata	1	0	1	0	0	0	1
Oklahoma	9	0	8	0	0	0	3
Osage	4	0	4	0	0	0	1
Ottawa	1	0	1	0	0	0	0
Payne	1	0	1	0	0	0	1
Pottawatomie	2	0	1	0	0	0	1
Pushmataha	1	0	1	0	0	0	0
Tulsa	11	0	5	0	0	0	7
Woodward	1	0	0	0	0	0	1
Out of State/Unknown	11	0	10	0	0	0	7
Other Indicators							
Homeless	80	0	72	0	0	0	25
SMI (If ever)	21	0	20	0	0	0	5

Notes: The same client may be counted in more than one category, e.g., clients can receive services under more than one contract source, in more than one "County of Residence," or may have multiple "Other Indicators." Please see Definition page for other considerations.

Oklahoma Department of Mental Health and Substance Abuse Services
Counts of Admitted Clients Served by Funding Source for Each Agency During FY1994
CAA TURNING POINT

		Funding Source						
		Total	Mental Health	Substance Abuse	Domestic Violence	Residential Care	Medicaid	Other
Total	Unduplicated Count	475	1	475	0	0	0	0
Sex	Female	161	0	161	0	0	0	0
	Male	314	1	314	0	0	0	0
Age	05-17	6	0	6	0	0	0	0
	18-20	22	0	22	0	0	0	0
	21-24	54	0	54	0	0	0	0
	25-34	206	0	206	0	0	0	0
	35-44	140	0	140	0	0	0	0
	45-54	27	1	27	0	0	0	0
	55-64	14	0	14	0	0	0	0
	65-74	6	0	6	0	0	0	0
Race	White	276	0	276	0	0	0	0
	Black	160	1	160	0	0	0	0
	Native American	18	0	18	0	0	0	0
	Hispanic	20	0	20	0	0	0	0
	Asian	1	0	1	0	0	0	0
Presenting Problem/Diagnosis	Alcohol Abuse	334	1	334	0	0	0	0
	Social Conditions	1	0	1	0	0	0	0
	Substance Related	140	0	140	0	0	0	0
County of Residence	Canadian	1	0	1	0	0	0	0
	Cleveland	3	0	3	0	0	0	0
	Grady	1	0	1	0	0	0	0
	Logan	1	0	1	0	0	0	0
	Oklahoma	466	1	466	0	0	0	0
	Pottawatomie	1	0	1	0	0	0	0
	Wagoner	2	0	2	0	0	0	0
Other Indicators	Deaf and Hearing Impaired	1	0	1	0	0	0	0
	Homeless	5	0	5	0	0	0	0
	SMI (If ever)	61	0	61	0	0	0	0

Notes: The same client may be counted in more than one category, e.g., clients can receive services under more than one contract source, in more than one "County of Residence," or may have multiple "Other Indicators." Please see Definition page for other considerations.

Oklahoma Department of Mental Health and Substance Abuse Services
Counts of Admitted Clients Served by Funding Source for Each Agency During FY1994
CARE FOR CHANGE, INC.

		Funding Source						
		Total	Mental Health	Substance Abuse	Domestic Violence	Residential Care	Medicaid	Other
Total	Unduplicated Count	50	0	50	0	0	0	0
Sex	Female	4	0	4	0	0	0	0
	Male	46	0	46	0	0	0	0
Age	05-17	49	0	49	0	0	0	0
	18-20	1	0	1	0	0	0	0
Race	White	2	0	2	0	0	0	0
	Black	42	0	42	0	0	0	0
	Hispanic	4	0	4	0	0	0	0
	Asian	2	0	2	0	0	0	0
Presenting Problem/Diagnosis	Social Conditions	50	0	50	0	0	0	0
County of Residence	Oklahoma	50	0	50	0	0	0	0
Other Indicators	SED (6-17)	1	0	1	0	0	0	0
	SMI (If ever)	2	0	2	0	0	0	0

Notes: The same client may be counted in more than one category, e.g., clients can receive services under more than one contract source, in more than one "County of Residence," or may have multiple "Other Indicators." Please see Definition page for other considerations.

Oklahoma Department of Mental Health and Substance Abuse Services

Counts of Admitted Clients Served by Funding Source for Each Agency During FY1994

CARL ALBERT CMHC

	Total	Funding Source					
		Mental Health	Substance Abuse	Domestic Violence	Residential Care	Medicaid	Other
Total							
Unduplicated Count	2,150	2,150	4	0	0	0	0
Sex							
Female	1,173	1,173	3	0	0	0	0
Male	977	977	1	0	0	0	0
Age							
0-04	29	29	0	0	0	0	0
05-17	230	230	0	0	0	0	0
18-20	46	46	0	0	0	0	0
21-24	88	88	0	0	0	0	0
25-34	451	451	0	0	0	0	0
35-44	493	493	0	0	0	0	0
45-54	390	390	1	0	0	0	0
55-64	260	260	1	0	0	0	0
65-74	128	128	1	0	0	0	0
75-84	33	33	0	0	0	0	0
85+	2	2	1	0	0	0	0
Race							
White	1,763	1,763	4	0	0	0	0
Black	139	139	0	0	0	0	0
Native American	221	221	0	0	0	0	0
Hispanic	19	19	0	0	0	0	0
Asian	8	8	0	0	0	0	0
Presenting Problem/Diagnosis							
Alcohol Abuse	106	106	0	0	0	0	0
Developmental Disorder	115	115	0	0	0	0	0
Mood Disorder	723	723	1	0	0	0	0
Non Alcohol/Drug Related Organic	45	45	0	0	0	0	0
Other Non-Psychotic	378	378	0	0	0	0	0
Other Psychotic	179	179	1	0	0	0	0
Personality Disorder	26	26	0	0	0	0	0
Schizophrenia	464	464	2	0	0	0	0
Social Conditions	18	18	0	0	0	0	0
Substance Related	47	47	0	0	0	0	0
Deferred/No Diagnosis	49	49	0	0	0	0	0
County of Residence							
Adair	1	1	0	0	0	0	0
Alfalfa	1	1	0	0	0	0	0
Atoka	135	135	1	0	0	0	0
Bryan	3	3	0	0	0	0	0
Choctaw	146	146	0	0	0	0	0
Cleveland	1	1	0	0	0	0	0
Coal	52	52	0	0	0	0	0
Delaware	1	1	0	0	0	0	0
Grant	1	1	0	0	0	0	0
Haskell	135	135	0	0	0	0	0
Hughes	150	150	0	0	0	0	0
Latimer	88	88	0	0	0	0	0
LeFlore	349	349	0	0	0	0	0
McCurtain	261	261	0	0	0	0	0

Notes: The same client may be counted in more than one category, e.g., clients can receive services under more than one contract source, in more than one "County of Residence," or may have multiple "Other Indicators." Please see Definition page for other considerations.

Oklahoma Department of Mental Health and Substance Abuse Services
Counts of Admitted Clients Served by Funding Source for Each Agency During FY1994
CARL ALBERT CMHC

	Funding Source						
	Total	Mental Health	Substance Abuse	Domestic Violence	Residential Care	Medicaid	Other
McIntosh	14	14	0	0	0	0	0
Muskogee	2	2	0	0	0	0	0
Okfuskee	1	1	0	0	0	0	0
Pittsburgh	673	673	3	0	0	0	0
Pontotoc	5	5	0	0	0	0	0
Pottawatomie	1	1	0	0	0	0	0
Pushmataha	100	100	0	0	0	0	0
Roger Mills	1	1	0	0	0	0	0
Seminole	13	13	0	0	0	0	0
Sequoyah	1	1	0	0	0	0	0
Tulsa	2	2	0	0	0	0	0
Out of State/Unknown	13	13	0	0	0	0	0
Other Indicators							
Deaf and Hearing Impaired	11	11	0	0	0	0	0
Dual Diagnosis	284	284	0	0	0	0	0
Homeless	31	31	0	0	0	0	0
SED (6-17)	101	101	0	0	0	0	0
SMI (If ever)	1,230	1,230	4	0	0	0	0

Notes: The same client may be counted in more than one category, e.g., clients can receive services under more than one contract source, in more than one "County of Residence," or may have multiple "Other Indicators." Please see Definition page for other considerations.

Oklahoma Department of Mental Health and Substance Abuse Services

Counts of Admitted Clients Served by Funding Source for Each Agency During FY1994

CARVER CENTER

	Total	Funding Source					
		Mental Health	Substance Abuse	Domestic Violence	Residential Care	Medicaid	Other
Total							
Unduplicated Count	85	0	85	0	0	0	0
Sex							
Male	85	0	85	0	0	0	0
Age							
21-24	5	0	5	0	0	0	0
25-34	27	0	27	0	0	0	0
35-44	29	0	29	0	0	0	0
45-54	15	0	15	0	0	0	0
55-64	7	0	7	0	0	0	0
65-74	2	0	2	0	0	0	0
Race							
White	58	0	58	0	0	0	0
Black	13	0	13	0	0	0	0
Native American	12	0	12	0	0	0	0
Hispanic	2	0	2	0	0	0	0
Presenting Problem/Diagnosis							
Alcohol Abuse	84	0	84	0	0	0	0
Social Conditions	1	0	1	0	0	0	0
County of Residence							
Beckham	1	0	1	0	0	0	0
Bryan	3	0	3	0	0	0	0
Canadian	1	0	1	0	0	0	0
Cleveland	1	0	1	0	0	0	0
Comanche	2	0	2	0	0	0	0
Cotton	2	0	2	0	0	0	0
Creek	1	0	1	0	0	0	0
Delaware	1	0	1	0	0	0	0
Hughes	1	0	1	0	0	0	0
Johnston	2	0	2	0	0	0	0
Kay	1	0	1	0	0	0	0
Kingfisher	1	0	1	0	0	0	0
Murray	1	0	1	0	0	0	0
Muskogee	1	0	1	0	0	0	0
Noble	3	0	3	0	0	0	0
Okfuskee	1	0	1	0	0	0	0
Oklahoma	37	0	37	0	0	0	0
Payne	2	0	2	0	0	0	0
Pontotoc	1	0	1	0	0	0	0
Pottawatomie	6	0	6	0	0	0	0
Seminole	1	0	1	0	0	0	0
Stephens	5	0	5	0	0	0	0
Texas	1	0	1	0	0	0	0
Tulsa	3	0	3	0	0	0	0
Wagoner	1	0	1	0	0	0	0
Washita	1	0	1	0	0	0	0
Woodward	1	0	1	0	0	0	0
Out of State/Unknown	3	0	3	0	0	0	0
Other Indicators							
Homeless	2	0	2	0	0	0	0

Notes: The same client may be counted in more than one category, e.g., clients can receive services under more than one contract source, in more than one "County of Residence," or may have multiple "Other Indicators." Please see Definition page for other considerations.

Oklahoma Department of Mental Health and Substance Abuse Services
 Counts of Admitted Clients Served by Funding Source for Each Agency During FY1994
CARVER CENTER

	Funding Source						
	Total	Mental Health	Substance Abuse	Domestic Violence	Residential Care	Medicaid	Other
SMI (If ever)	9	0	9	0	0	0	0

Notes: The same client may be counted in more than one category, e.g., clients can receive services under more than one contract source, in more than one "County of Residence," or may have multiple "Other Indicators." Please see Definition page for other considerations.

Oklahoma Department of Mental Health and Substance Abuse Services

Counts of Admitted Clients Served by Funding Source for Each Agency During FY1994

CENTER FOR CHILDREN & FAMILIES

	Total	Funding Source					
		Mental Health	Substance Abuse	Domestic Violence	Residential Care	Medicaid	Other
Total							
Unduplicated Count	244	244	0	0	0	0	0
Sex							
Female	131	131	0	0	0	0	0
Male	113	113	0	0	0	0	0
Age							
0-04	15	15	0	0	0	0	0
05-17	49	49	0	0	0	0	0
18-20	3	3	0	0	0	0	0
21-24	10	10	0	0	0	0	0
25-34	80	80	0	0	0	0	0
35-44	67	67	0	0	0	0	0
45-54	15	15	0	0	0	0	0
55-64	5	5	0	0	0	0	0
Race							
White	213	213	0	0	0	0	0
Black	2	2	0	0	0	0	0
Native American	23	23	0	0	0	0	0
Hispanic	4	4	0	0	0	0	0
Asian	2	2	0	0	0	0	0
Presenting Problem/Diagnosis							
Social Conditions	244	244	0	0	0	0	0
County of Residence							
Caddo	2	2	0	0	0	0	0
Canadian	2	2	0	0	0	0	0
Cleveland	151	151	0	0	0	0	0
Garvin	3	3	0	0	0	0	0
Grady	1	1	0	0	0	0	0
Logan	1	1	0	0	0	0	0
McClain	8	8	0	0	0	0	0
Oklahoma	67	67	0	0	0	0	0
Osage	1	1	0	0	0	0	0
Pottawatomie	3	3	0	0	0	0	0
Washington	2	2	0	0	0	0	0
Out of State/Unknown	3	3	0	0	0	0	0
Other Indicators							
SED (6-17)	2	2	0	0	0	0	0
SMI (If ever)	7	7	0	0	0	0	0

Notes: The same client may be counted in more than one category, e.g., clients can receive services under more than one contract source, in more than one "County of Residence," or may have multiple "Other Indicators." Please see Definition page for other considerations.

Oklahoma Department of Mental Health and Substance Abuse Services

Counts of Admitted Clients Served by Funding Source for Each Agency During FY1994

CENTRAL OKLAHOMA CMHC

	Total	Funding Source					
		Mental Health	Substance Abuse	Domestic Violence	Residential Care	Medicaid	Other
Total							
Unduplicated Count	1,343	1,343	0	0	0	0	0
Sex							
Female	719	719	0	0	0	0	0
Male	624	624	0	0	0	0	0
Age							
0-04	1	1	0	0	0	0	0
05-17	85	85	0	0	0	0	0
18-20	33	33	0	0	0	0	0
21-24	80	80	0	0	0	0	0
25-34	309	309	0	0	0	0	0
35-44	391	391	0	0	0	0	0
45-54	233	233	0	0	0	0	0
55-64	130	130	0	0	0	0	0
65-74	68	68	0	0	0	0	0
75-84	12	12	0	0	0	0	0
85+	1	1	0	0	0	0	0
Race							
White	1,139	1,139	0	0	0	0	0
Black	98	98	0	0	0	0	0
Native American	75	75	0	0	0	0	0
Hispanic	20	20	0	0	0	0	0
Asian	11	11	0	0	0	0	0
Presenting Problem/Diagnosis							
Alcohol Abuse	36	36	0	0	0	0	0
Developmental Disorder	50	50	0	0	0	0	0
Mood Disorder	555	555	0	0	0	0	0
Non Alcohol/Drug Related Organic	31	31	0	0	0	0	0
Other Non-Psychotic	86	86	0	0	0	0	0
Other Psychotic	164	164	0	0	0	0	0
Personality Disorder	7	7	0	0	0	0	0
Schizophrenia	348	348	0	0	0	0	0
Social Conditions	6	6	0	0	0	0	0
Substance Related	30	30	0	0	0	0	0
Deferred/No Diagnosis	30	30	0	0	0	0	0
County of Residence							
Canadian	3	3	0	0	0	0	0
Cleveland	1,211	1,211	0	0	0	0	0
Comanche	1	1	0	0	0	0	0
Garfield	1	1	0	0	0	0	0
Garvin	2	2	0	0	0	0	0
Hughes	1	1	0	0	0	0	0
Logan	1	1	0	0	0	0	0
Love	2	2	0	0	0	0	0
McClain	85	85	0	0	0	0	0
Oklahoma	25	25	0	0	0	0	0
Pontotoc	2	2	0	0	0	0	0
Pottawatomie	3	3	0	0	0	0	0
Woodward	3	3	0	0	0	0	0
Out of State/Unknown	3	3	0	0	0	0	0

Notes: The same client may be counted in more than one category, e.g., clients can receive services under more than one contract source, in more than one "County of Residence," or may have multiple "Other Indicators." Please see Definition page for other considerations.

Oklahoma Department of Mental Health and Substance Abuse Services
 Counts of Admitted Clients Served by Funding Source for Each Agency During FY1994
CENTRAL OKLAHOMA CMHC

	Funding Source						
	Total	Mental Health	Substance Abuse	Domestic Violence	Residential Care	Medicaid	Other
Other Indicators							
Deaf and Hearing Impaired	8	8	0	0	0	0	0
Dual Diagnosis	374	374	0	0	0	0	0
Homeless	66	66	0	0	0	0	0
SED (6-17)	51	51	0	0	0	0	0
SMI (If ever)	992	992	0	0	0	0	0

Notes: The same client may be counted in more than one category, e.g., clients can receive services under more than one contract source, in more than one "County of Residence," or may have multiple "Other Indicators." Please see Definition page for other considerations.

Oklahoma Department of Mental Health and Substance Abuse Services

Counts of Admitted Clients Served by Funding Source for Each Agency During FY1994

CHISHOLM TRAIL COUNSELING SVC

	Total	Funding Source					
		Mental Health	Substance Abuse	Domestic Violence	Residential Care	Medicaid	Other
Total							
Unduplicated Count	1,614	1,526	722	0	0	0	30
Sex							
Female	982	927	438	0	0	0	15
Male	632	599	284	0	0	0	15
Age							
0-04	20	19	1	0	0	0	1
05-17	349	337	16	0	0	0	24
18-20	56	54	13	0	0	0	1
21-24	109	102	41	0	0	0	0
25-34	361	337	174	0	0	0	2
35-44	344	322	205	0	0	0	1
45-54	227	218	153	0	0	0	1
55-64	98	94	76	0	0	0	0
65-74	34	28	31	0	0	0	0
75-84	13	13	9	0	0	0	0
85+	3	2	3	0	0	0	0
Race							
White	1,416	1,342	628	0	0	0	20
Black	74	71	43	0	0	0	5
Native American	66	58	26	0	0	0	2
Hispanic	47	44	21	0	0	0	1
Asian	11	11	4	0	0	0	2
Presenting Problem/Diagnosis							
Alcohol Abuse	26	24	8	0	0	0	0
Developmental Disorder	129	119	12	0	0	0	15
Mood Disorder	683	642	330	0	0	0	6
Non Alcohol/Drug Related Organic	16	15	13	0	0	0	0
Other Non-Psychotic	362	346	116	0	0	0	6
Other Psychotic	68	66	54	0	0	0	0
Personality Disorder	16	16	7	0	0	0	0
Schizophrenia	162	150	145	0	0	0	0
Social Conditions	79	78	5	0	0	0	3
Substance Related	17	15	7	0	0	0	0
Deferred/No Diagnosis	56	55	25	0	0	0	0
County of Residence							
Blaine	4	4	0	0	0	0	0
Bryan	2	2	0	0	0	0	0
Caddo	14	12	2	0	0	0	2
Canadian	885	830	384	0	0	0	8
Cleveland	44	42	2	0	0	0	0
Custer	1	1	0	0	0	0	0
Ellis	1	1	0	0	0	0	0
Garfield	1	1	0	0	0	0	0
Grady	628	603	331	0	0	0	11
Grant	1	1	0	0	0	0	0
Greer	1	1	0	0	0	0	0
Kingfisher	1	1	0	0	0	0	0
McClain	17	13	0	0	0	0	6
Oklahoma	12	12	2	0	0	0	3

Notes: The same client may be counted in more than one category, e.g., clients can receive services under more than one contract source, in more than one "County of Residence," or may have multiple "Other Indicators." Please see Definition page for other considerations.

Oklahoma Department of Mental Health and Substance Abuse Services
Counts of Admitted Clients Served by Funding Source for Each Agency During FY1994
CHISHOLM TRAIL COUNSELING SVC

	Funding Source						
	Total	Mental Health	Substance Abuse	Domestic Violence	Residential Care	Medicaid	Other
Stephens	1	1	1	0	0	0	0
Out of State/Unknown	1	1	0	0	0	0	0
Other Indicators							
Deaf and Hearing Impaired	13	13	6	0	0	0	0
Dual Diagnosis	161	149	97	0	0	0	1
Homeless	36	34	16	0	0	0	0
SED (6-17)	138	138	12	0	0	0	7
SMI (If ever)	818	746	619	0	0	0	6

Notes: The same client may be counted in more than one category, e.g., clients can receive services under more than one contract source, in more than one "County of Residence," or may have multiple "Other Indicators." Please see Definition page for other considerations.

Oklahoma Department of Mental Health and Substance Abuse Services

Counts of Admitted Clients Served by Funding Source for Each Agency During FY1994

COMMUNITY ALCOHOLISM SERVICES

	Total	Funding Source					
		Mental Health	Substance Abuse	Domestic Violence	Residential Care	Medicaid	Other
Total							
Unduplicated Count	163	0	163	0	0	0	0
Sex							
Female	50	0	50	0	0	0	0
Male	113	0	113	0	0	0	0
Age							
18-20	5	0	5	0	0	0	0
21-24	12	0	12	0	0	0	0
25-34	46	0	46	0	0	0	0
35-44	48	0	48	0	0	0	0
45-54	33	0	33	0	0	0	0
55-64	16	0	16	0	0	0	0
65-74	3	0	3	0	0	0	0
Race							
White	105	0	105	0	0	0	0
Black	5	0	5	0	0	0	0
Native American	51	0	51	0	0	0	0
Hispanic	2	0	2	0	0	0	0
Presenting Problem/Diagnosis							
Alcohol Abuse	148	0	148	0	0	0	0
Mood Disorder	4	0	4	0	0	0	0
Social Conditions	1	0	1	0	0	0	0
Substance Related	10	0	10	0	0	0	0
County of Residence							
Cleveland	1	0	1	0	0	0	0
Creek	65	0	65	0	0	0	0
Noble	46	0	46	0	0	0	0
Nowata	2	0	2	0	0	0	0
Oklahoma	1	0	1	0	0	0	0
Osage	3	0	3	0	0	0	0
Pawnee	43	0	43	0	0	0	0
Tulsa	1	0	1	0	0	0	0
Out of State/Unknown	1	0	1	0	0	0	0
Other Indicators							
Deaf and Hearing Impaired	1	0	1	0	0	0	0
Dual Diagnosis	2	0	2	0	0	0	0
Homeless	36	0	36	0	0	0	0
SMI (If ever)	8	0	8	0	0	0	0

Notes: The same client may be counted in more than one category, e.g., clients can receive services under more than one contract source, in more than one "County of Residence," or may have multiple "Other Indicators." Please see Definition page for other considerations.

Oklahoma Department of Mental Health and Substance Abuse Services

Counts of Admitted Clients Served by Funding Source for Each Agency During FY1994

COMMUNITY COUNSELING CENTER

	Total	Funding Source					
		Mental Health	Substance Abuse	Domestic Violence	Residential Care	Medicaid	Other
Total							
Unduplicated Count	3,266	2,140	1,443	0	0	0	24
Sex							
Female	1,785	1,210	725	0	0	0	12
Male	1,481	930	718	0	0	0	12
Age							
0-04	97	97	0	0	0	0	3
05-17	596	588	1	0	0	0	16
18-20	54	36	20	0	0	0	0
21-24	178	126	62	0	0	0	1
25-34	691	447	306	0	0	0	3
35-44	728	374	456	0	0	0	1
45-54	433	199	285	0	0	0	0
55-64	246	133	176	0	0	0	0
65-74	171	87	111	0	0	0	0
75-84	57	41	19	0	0	0	0
85+	15	12	7	0	0	0	0
Race							
White	2,596	1,751	1,111	0	0	0	12
Black	407	222	213	0	0	0	7
Native American	111	66	57	0	0	0	2
Hispanic	129	90	47	0	0	0	2
Asian	23	11	15	0	0	0	1
Presenting Problem/Diagnosis							
Alcohol Abuse	65	34	43	0	0	0	0
Developmental Disorder	181	173	6	0	0	0	7
Mood Disorder	1,139	735	503	0	0	0	5
Non Alcohol/Drug Related Organic	59	25	49	0	0	0	0
Other Non-Psychotic	596	539	72	0	0	0	7
Other Psychotic	198	41	188	0	0	0	1
Personality Disorder	37	19	21	0	0	0	0
Schizophrenia	437	125	424	0	0	0	0
Social Conditions	286	284	4	0	0	0	3
Substance Related	29	20	11	0	0	0	0
Deferred/No Diagnosis	239	145	122	0	0	0	1
County of Residence							
Adair	2	0	2	0	0	0	0
Beckham	1	1	0	0	0	0	0
Bryan	1	0	1	0	0	0	0
Canadian	8	8	0	0	0	0	0
Cleveland	6	5	2	0	0	0	0
Comanche	1	1	0	0	0	0	0
Craig	1	1	0	0	0	0	0
Logan	1	1	0	0	0	0	0
Muskogee	2	2	0	0	0	0	0
Noble	1	1	0	0	0	0	0
Nowata	9	9	0	0	0	0	0
Oklahoma	3,230	2,109	1,437	0	0	0	24
Osage	1	1	0	0	0	0	0
Roger Mills	1	1	0	0	0	0	0

Notes: The same client may be counted in more than one category, e.g., clients can receive services under more than one contract source, in more than one "County of Residence," or may have multiple "Other Indicators." Please see Definition page for other considerations.

Oklahoma Department of Mental Health and Substance Abuse Services
Counts of Admitted Clients Served by Funding Source for Each Agency During FY1994
COMMUNITY COUNSELING CENTER

	Funding Source						
	Total	Mental Health	Substance Abuse	Domestic Violence	Residential Care	Medicaid	Other
Rogers	1	0	1	0	0	0	0
Other Indicators							
Deaf and Hearing Impaired	23	11	13	0	0	0	1
Dual Diagnosis	504	186	391	0	0	0	1
Homeless	219	64	183	0	0	0	0
SED (6-17)	200	200	0	0	0	0	3
SMI (If ever)	1,709	623	1,389	0	0	0	2

Notes: The same client may be counted in more than one category, e.g., clients can receive services under more than one contract source, in more than one "County of Residence," or may have multiple "Other Indicators." Please see Definition page for other considerations.

Oklahoma Department of Mental Health and Substance Abuse Services

Counts of Admitted Clients Served by Funding Source for Each Agency During FY1994

COMMUNITY CRISIS CTR, INC.

	Total	Funding Source					
		Mental Health	Substance Abuse	Domestic Violence	Residential Care	Medicaid	Other
Total							
Unduplicated Count	204	0	0	204	0	0	0
Sex							
Female	156	0	0	156	0	0	0
Male	48	0	0	48	0	0	0
Age							
0-04	55	0	0	55	0	0	0
05-17	52	0	0	52	0	0	0
18-20	15	0	0	15	0	0	0
21-24	17	0	0	17	0	0	0
25-34	39	0	0	39	0	0	0
35-44	16	0	0	16	0	0	0
45-54	8	0	0	8	0	0	0
55-64	2	0	0	2	0	0	0
Race							
White	135	0	0	135	0	0	0
Black	7	0	0	7	0	0	0
Native American	59	0	0	59	0	0	0
Hispanic	3	0	0	3	0	0	0
Presenting Problem/Diagnosis							
Alcohol Abuse	1	0	0	1	0	0	0
Social Conditions	173	0	0	173	0	0	0
Substance Related	1	0	0	1	0	0	0
Deferred/No Diagnosis	29	0	0	29	0	0	0
County of Residence							
Adair	3	0	0	3	0	0	0
Craig	6	0	0	6	0	0	0
Creek	7	0	0	7	0	0	0
Delaware	22	0	0	22	0	0	0
Greer	3	0	0	3	0	0	0
Kay	1	0	0	1	0	0	0
Mayes	2	0	0	2	0	0	0
Muskogee	1	0	0	1	0	0	0
Nowata	2	0	0	2	0	0	0
Oklahoma	4	0	0	4	0	0	0
Ottawa	118	0	0	118	0	0	0
Sequoyah	1	0	0	1	0	0	0
Tulsa	7	0	0	7	0	0	0
Out of State/Unknown	27	0	0	27	0	0	0
Other Indicators							
Homeless	112	0	0	112	0	0	0
SED (6-17)	1	0	0	1	0	0	0
SMI (If ever)	20	0	0	20	0	0	0

Notes: The same client may be counted in more than one category, e.g., clients can receive services under more than one contract source, in more than one "County of Residence," or may have multiple "Other Indicators." Please see Definition page for other considerations.

Oklahoma Department of Mental Health and Substance Abuse Services

Counts of Admitted Clients Served by Funding Source for Each Agency During FY1994

CONNECTIONS RESIDENTIAL CARE

	Total	Funding Source					
		Mental Health	Substance Abuse	Domestic Violence	Residential Care	Medicaid	Other
Total							
Unduplicated Count	138	0	0	0	138	0	0
Sex							
Female	44	0	0	0	44	0	0
Male	94	0	0	0	94	0	0
Age							
18-20	2	0	0	0	2	0	0
21-24	7	0	0	0	7	0	0
25-34	47	0	0	0	47	0	0
35-44	40	0	0	0	40	0	0
45-54	22	0	0	0	22	0	0
55-64	11	0	0	0	11	0	0
65-74	8	0	0	0	8	0	0
75-84	1	0	0	0	1	0	0
Race							
White	101	0	0	0	101	0	0
Black	17	0	0	0	17	0	0
Native American	14	0	0	0	14	0	0
Hispanic	5	0	0	0	5	0	0
Asian	1	0	0	0	1	0	0
Presenting Problem/Diagnosis							
Mood Disorder	3	0	0	0	3	0	0
Other Non-Psychotic	1	0	0	0	1	0	0
Other Psychotic	10	0	0	0	10	0	0
Social Conditions	121	0	0	0	121	0	0
Deferred/No Diagnosis	3	0	0	0	3	0	0
County of Residence							
Carter	1	0	0	0	1	0	0
Cleveland	135	0	0	0	135	0	0
Oklahoma	2	0	0	0	2	0	0
Other Indicators							
Deaf and Hearing Impaired	1	0	0	0	1	0	0
Homeless	13	0	0	0	13	0	0
SMI (If ever)	138	0	0	0	138	0	0

Notes: The same client may be counted in more than one category, e.g., clients can receive services under more than one contract source, in more than one "County of Residence," or may have multiple "Other Indicators." Please see Definition page for other considerations.

Oklahoma Department of Mental Health and Substance Abuse Services

Counts of Admitted Clients Served by Funding Source for Each Agency During FY1994

COPP'S RESIDENTIAL CARE, INC.

	Total	Funding Source					
		Mental Health	Substance Abuse	Domestic Violence	Residential Care	Medicaid	Other
Total							
Unduplicated Count	58	0	0	0	58	0	0
Sex							
Female	17	0	0	0	17	0	0
Male	41	0	0	0	41	0	0
Age							
18-20	1	0	0	0	1	0	0
25-34	11	0	0	0	11	0	0
35-44	17	0	0	0	17	0	0
45-54	8	0	0	0	8	0	0
55-64	15	0	0	0	15	0	0
65-74	4	0	0	0	4	0	0
75-84	2	0	0	0	2	0	0
Race							
White	39	0	0	0	39	0	0
Black	14	0	0	0	14	0	0
Native American	3	0	0	0	3	0	0
Hispanic	2	0	0	0	2	0	0
Presenting Problem/Diagnosis							
Alcohol Abuse	1	0	0	0	1	0	0
Developmental Disorder	8	0	0	0	8	0	0
Other Non-Psychotic	1	0	0	0	1	0	0
Other Psychotic	3	0	0	0	3	0	0
Social Conditions	45	0	0	0	45	0	0
County of Residence							
Muskogee	1	0	0	0	1	0	0
Rogers	54	0	0	0	54	0	0
Tulsa	2	0	0	0	2	0	0
Washington	1	0	0	0	1	0	0
Other Indicators							
Dual Diagnosis	1	0	0	0	1	0	0
Homeless	1	0	0	0	1	0	0
SMI (If ever)	57	0	0	0	57	0	0

Notes: The same client may be counted in more than one category, e.g., clients can receive services under more than one contract source, in more than one "County of Residence," or may have multiple "Other Indicators." Please see Definition page for other considerations.

Oklahoma Department of Mental Health and Substance Abuse Services

Counts of Admitted Clients Served by Funding Source for Each Agency During FY1994

COUNTRY LANE RESID. CARE HOME

	Total	Funding Source					
		Mental Health	Substance Abuse	Domestic Violence	Residential Care	Medicaid	Other
Total							
Unduplicated Count	91	0	0	0	91	0	0
Sex							
Female	24	0	0	0	24	0	0
Male	67	0	0	0	67	0	0
Age							
18-20	1	0	0	0	1	0	0
21-24	4	0	0	0	4	0	0
25-34	14	0	0	0	14	0	0
35-44	25	0	0	0	25	0	0
45-54	18	0	0	0	18	0	0
55-64	15	0	0	0	15	0	0
65-74	12	0	0	0	12	0	0
75-84	2	0	0	0	2	0	0
Race							
White	62	0	0	0	62	0	0
Black	12	0	0	0	12	0	0
Native American	15	0	0	0	15	0	0
Hispanic	2	0	0	0	2	0	0
Presenting Problem/Diagnosis							
Alcohol Abuse	5	0	0	0	5	0	0
Developmental Disorder	1	0	0	0	1	0	0
Mood Disorder	5	0	0	0	5	0	0
Other Non-Psychotic	2	0	0	0	2	0	0
Other Psychotic	26	0	0	0	26	0	0
Social Conditions	48	0	0	0	48	0	0
Deferred/No Diagnosis	4	0	0	0	4	0	0
County of Residence							
Craig	75	0	0	0	75	0	0
Delaware	1	0	0	0	1	0	0
Mayes	2	0	0	0	2	0	0
McCurtain	2	0	0	0	2	0	0
McIntosh	2	0	0	0	2	0	0
Oklahoma	1	0	0	0	1	0	0
Rogers	2	0	0	0	2	0	0
Tulsa	1	0	0	0	1	0	0
Wagoner	3	0	0	0	3	0	0
Out of State/Unknown	2	0	0	0	2	0	0
Other Indicators							
Deaf and Hearing Impaired	1	0	0	0	1	0	0
Dual Diagnosis	3	0	0	0	3	0	0
Homeless	36	0	0	0	36	0	0
SMI (If ever)	86	0	0	0	86	0	0

Notes: The same client may be counted in more than one category, e.g., clients can receive services under more than one contract source, in more than one "County of Residence," or may have multiple "Other Indicators." Please see Definition page for other considerations.

Oklahoma Department of Mental Health and Substance Abuse Services

Counts of Admitted Clients Served by Funding Source for Each Agency During FY1994

CROOKS MENTAL HEALTH SERVICES

	Total	Funding Source					
		Mental Health	Substance Abuse	Domestic Violence	Residential Care	Medicaid	Other
Total							
Unduplicated Count	1,122	1,090	737	0	0	0	0
Sex							
Female	631	613	405	0	0	0	0
Male	491	477	332	0	0	0	0
Age							
0-04	1	1	1	0	0	0	0
05-17	145	145	7	0	0	0	0
18-20	25	23	16	0	0	0	0
21-24	55	53	30	0	0	0	0
25-34	212	204	134	0	0	0	0
35-44	257	251	195	0	0	0	0
45-54	187	184	153	0	0	0	0
55-64	114	110	101	0	0	0	0
65-74	69	64	56	0	0	0	0
75-84	37	35	28	0	0	0	0
85+	20	20	16	0	0	0	0
Race							
White	859	832	560	0	0	0	0
Black	159	158	112	0	0	0	0
Native American	81	77	47	0	0	0	0
Hispanic	22	22	17	0	0	0	0
Asian	1	1	1	0	0	0	0
Presenting Problem/Diagnosis							
Alcohol Abuse	19	19	11	0	0	0	0
Developmental Disorder	71	71	13	0	0	0	0
Mood Disorder	438	427	272	0	0	0	0
Non Alcohol/Drug Related Organic	66	61	52	0	0	0	0
Other Non-Psychotic	148	143	68	0	0	0	0
Other Psychotic	65	62	57	0	0	0	0
Personality Disorder	29	29	19	0	0	0	0
Schizophrenia	253	245	232	0	0	0	0
Social Conditions	5	5	0	0	0	0	0
Substance Related	17	17	7	0	0	0	0
Deferred/No Diagnosis	11	11	6	0	0	0	0
County of Residence							
Creek	489	480	327	0	0	0	0
Johnston	1	1	1	0	0	0	0
Okfuskee	171	162	118	0	0	0	0
Okmulgee	451	437	285	0	0	0	0
Tulsa	10	10	6	0	0	0	0
Other Indicators							
Deaf and Hearing Impaired	16	15	10	0	0	0	0
Dual Diagnosis	133	128	86	0	0	0	0
Homeless	34	32	19	0	0	0	0
SED (6-17)	73	73	7	0	0	0	0
SMI (If ever)	853	822	705	0	0	0	0

Notes: The same client may be counted in more than one category, e.g., clients can receive services under more than one contract source, in more than one "County of Residence," or may have multiple "Other Indicators." Please see Definition page for other considerations.

Oklahoma Department of Mental Health and Substance Abuse Services

Counts of Admitted Clients Served by Funding Source for Each Agency During FY1994

CRISIS CONTROL CENTER

		Funding Source						
		Total	Mental Health	Substance Abuse	Domestic Violence	Residential Care	Medicaid	Other
Total	Unduplicated Count	264	0	0	264	0	0	0
Sex	Female	192	0	0	192	0	0	0
	Male	72	0	0	72	0	0	0
Age	0-04	61	0	0	61	0	0	0
	05-17	84	0	0	84	0	0	0
	18-20	10	0	0	10	0	0	0
	21-24	23	0	0	23	0	0	0
	25-34	49	0	0	49	0	0	0
	35-44	24	0	0	24	0	0	0
	45-54	8	0	0	8	0	0	0
	55-64	4	0	0	4	0	0	0
	65-74	1	0	0	1	0	0	0
Race	White	181	0	0	181	0	0	0
	Black	7	0	0	7	0	0	0
	Native American	64	0	0	64	0	0	0
	Hispanic	7	0	0	7	0	0	0
	Asian	5	0	0	5	0	0	0
Presenting Problem/Diagnosis	Social Conditions	263	0	0	263	0	0	0
	Deferred/No Diagnosis	1	0	0	1	0	0	0
County of Residence	Atoka	7	0	0	7	0	0	0
	Bryan	157	0	0	157	0	0	0
	Carter	21	0	0	21	0	0	0
	Cherokee	2	0	0	2	0	0	0
	Choctaw	4	0	0	4	0	0	0
	Johnston	9	0	0	9	0	0	0
	Love	9	0	0	9	0	0	0
	Marshall	14	0	0	14	0	0	0
	McCurtain	6	0	0	6	0	0	0
	Murray	5	0	0	5	0	0	0
	Pontotoc	10	0	0	10	0	0	0
	Washington	1	0	0	1	0	0	0
	Out of State/Unknown	19	0	0	19	0	0	0
Other Indicators	Homeless	19	0	0	19	0	0	0
	SMI (If ever)	19	0	0	19	0	0	0

Notes: The same client may be counted in more than one category, e.g., clients can receive services under more than one contract source, in more than one "County of Residence," or may have multiple "Other Indicators." Please see Definition page for other considerations.

Oklahoma Department of Mental Health and Substance Abuse Services

Counts of Admitted Clients Served by Funding Source for Each Agency During FY1994

CROSSROADS COUNSELING

	Total	Funding Source					
		Mental Health	Substance Abuse	Domestic Violence	Residential Care	Medicaid	Other
Total							
Unduplicated Count	83	0	83	0	0	0	0
Sex							
Female	61	0	61	0	0	0	0
Male	22	0	22	0	0	0	0
Age							
0-04	24	0	24	0	0	0	0
05-17	28	0	28	0	0	0	0
18-20	1	0	1	0	0	0	0
21-24	4	0	4	0	0	0	0
25-34	20	0	20	0	0	0	0
35-44	6	0	6	0	0	0	0
Race							
White	21	0	21	0	0	0	0
Black	51	0	51	0	0	0	0
Native American	4	0	4	0	0	0	0
Hispanic	7	0	7	0	0	0	0
Presenting Problem/Diagnosis							
Alcohol Abuse	13	0	13	0	0	0	0
Social Conditions	51	0	51	0	0	0	0
Substance Related	17	0	17	0	0	0	0
Deferred/No Diagnosis	2	0	2	0	0	0	0
County of Residence							
Carter	2	0	2	0	0	0	0
Cleveland	4	0	4	0	0	0	0
Garfield	19	0	19	0	0	0	0
Grant	1	0	1	0	0	0	0
Jackson	3	0	3	0	0	0	0
Kiowa	4	0	4	0	0	0	0
Logan	2	0	2	0	0	0	0
Oklahoma	23	0	23	0	0	0	0
Okmulgee	2	0	2	0	0	0	0
Ottawa	3	0	3	0	0	0	0
Tulsa	9	0	9	0	0	0	0
Out of State/Unknown	11	0	11	0	0	0	0
Other Indicators							
Dual Diagnosis	4	0	4	0	0	0	0
Homeless	55	0	55	0	0	0	0
SMI (If ever)	7	0	7	0	0	0	0

Notes: The same client may be counted in more than one category, e.g., clients can receive services under more than one contract source, in more than one "County of Residence," or may have multiple "Other Indicators." Please see Definition page for other considerations.

Oklahoma Department of Mental Health and Substance Abuse Services
Counts of Admitted Clients Served by Funding Source for Each Agency During FY1994
D.V. PROG. OF N. CENTRAL OK.

	Total	Funding Source					
		Mental Health	Substance Abuse	Domestic Violence	Residential Care	Medicaid	Other
Total							
Unduplicated Count	167	0	0	167	0	0	0
Sex							
Female	129	0	0	129	0	0	0
Male	38	0	0	38	0	0	0
Age							
0-04	33	0	0	33	0	0	0
05-17	49	0	0	49	0	0	0
18-20	10	0	0	10	0	0	0
21-24	9	0	0	9	0	0	0
25-34	29	0	0	29	0	0	0
35-44	26	0	0	26	0	0	0
45-54	8	0	0	8	0	0	0
55-64	2	0	0	2	0	0	0
75-84	1	0	0	1	0	0	0
Race							
White	133	0	0	133	0	0	0
Black	2	0	0	2	0	0	0
Native American	25	0	0	25	0	0	0
Hispanic	3	0	0	3	0	0	0
Asian	4	0	0	4	0	0	0
Presenting Problem/Diagnosis							
Social Conditions	167	0	0	167	0	0	0
County of Residence							
Grady	1	0	0	1	0	0	0
Kay	143	0	0	143	0	0	0
Noble	5	0	0	5	0	0	0
Osage	4	0	0	4	0	0	0
Payne	5	0	0	5	0	0	0
Washington	3	0	0	3	0	0	0
Out of State/Unknown	6	0	0	6	0	0	0
Other Indicators							
Homeless	36	0	0	36	0	0	0
SMI (If ever)	15	0	0	15	0	0	0

Notes: The same client may be counted in more than one category, e.g., clients can receive services under more than one contract source, in more than one "County of Residence," or may have multiple "Other Indicators." Please see Definition page for other considerations.

Oklahoma Department of Mental Health and Substance Abuse Services
Counts of Admitted Clients Served by Funding Source for Each Agency During FY1994
DIVORCE VISITATION ARBITRATION

		Funding Source						
		Total	Mental Health	Substance Abuse	Domestic Violence	Residential Care	Medicaid	Other
Total	Unduplicated Count	54	0	0	54	0	0	0
Sex	Female	32	0	0	32	0	0	0
	Male	22	0	0	22	0	0	0
Age	21-24	2	0	0	2	0	0	0
	25-34	23	0	0	23	0	0	0
	35-44	26	0	0	26	0	0	0
	45-54	3	0	0	3	0	0	0
Race	White	52	0	0	52	0	0	0
	Native American	2	0	0	2	0	0	0
Presenting Problem/Diagnosis	Other Non-Psychotic	2	0	0	2	0	0	0
	Other Psychotic	1	0	0	1	0	0	0
	Social Conditions	51	0	0	51	0	0	0
County of Residence	Logan	4	0	0	4	0	0	0
	Noble	1	0	0	1	0	0	0
	Oklahoma	2	0	0	2	0	0	0
	Pawnee	2	0	0	2	0	0	0
	Payne	42	0	0	42	0	0	0
	Pottawatomie	1	0	0	1	0	0	0
	Tulsa	1	0	0	1	0	0	0
	Out of State/Unknown	1	0	0	1	0	0	0
Other Indicators	SMI (If ever)	8	0	0	8	0	0	0

Notes: The same client may be counted in more than one category, e.g., clients can receive services under more than one contract source, in more than one "County of Residence," or may have multiple "Other Indicators." Please see Definition page for other considerations.

Oklahoma Department of Mental Health and Substance Abuse Services

Counts of Admitted Clients Served by Funding Source for Each Agency During FY1994

DOMESTIC ABUSE SAFE HOUSE-DASH

	Total	Funding Source					
		Mental Health	Substance Abuse	Domestic Violence	Residential Care	Medicaid	Other
Total							
Unduplicated Count	121	1	0	121	0	0	0
Sex							
Female	94	0	0	94	0	0	0
Male	27	1	0	27	0	0	0
Age							
0-04	23	1	0	23	0	0	0
05-17	39	0	0	39	0	0	0
18-20	8	0	0	8	0	0	0
21-24	8	0	0	8	0	0	0
25-34	25	0	0	25	0	0	0
35-44	13	0	0	13	0	0	0
45-54	4	0	0	4	0	0	0
55-64	1	0	0	1	0	0	0
Race							
White	90	1	0	90	0	0	0
Black	1	0	0	1	0	0	0
Native American	28	0	0	28	0	0	0
Hispanic	2	0	0	2	0	0	0
Presenting Problem/Diagnosis							
Social Conditions	118	1	0	118	0	0	0
Deferred/No Diagnosis	3	0	0	3	0	0	0
County of Residence							
Adair	4	0	0	4	0	0	0
Cherokee	1	0	0	1	0	0	0
Delaware	3	0	0	3	0	0	0
Mayes	81	0	0	81	0	0	0
Oklahoma	3	0	0	3	0	0	0
Okmulgee	2	0	0	2	0	0	0
Osage	1	0	0	1	0	0	0
Rogers	14	1	0	14	0	0	0
Texas	1	0	0	1	0	0	0
Tulsa	5	0	0	5	0	0	0
Wagoner	4	0	0	4	0	0	0
Out of State/Unknown	2	0	0	2	0	0	0
Other Indicators							
Deaf and Hearing Impaired	1	0	0	1	0	0	0
Homeless	25	0	0	25	0	0	0
SMI (If ever)	20	0	0	20	0	0	0

Notes: The same client may be counted in more than one category, e.g., clients can receive services under more than one contract source, in more than one "County of Residence," or may have multiple "Other Indicators." Please see Definition page for other considerations.

Oklahoma Department of Mental Health and Substance Abuse Services

Counts of Admitted Clients Served by Funding Source for Each Agency During FY1994

DOMESTIC VIOLENCE INTERVENTION SERVICES

	Total	Funding Source					
		Mental Health	Substance Abuse	Domestic Violence	Residential Care	Medicaid	Other
Total							
Unduplicated Count	1,579	0	349	1,356	0	0	38
Sex							
Female	1,022	0	182	952	0	0	0
Male	557	0	167	404	0	0	38
Age							
0-04	301	0	0	301	0	0	0
05-17	267	0	0	267	0	0	0
18-20	51	0	4	48	0	0	1
21-24	127	0	37	105	0	0	6
25-34	406	0	138	323	0	0	12
35-44	319	0	136	228	0	0	10
45-54	82	0	26	60	0	0	6
55-64	20	0	4	19	0	0	2
65-74	4	0	3	3	0	0	1
75-84	1	0	1	1	0	0	0
85+	1	0	0	1	0	0	0
Race							
White	997	0	269	824	0	0	23
Black	413	0	43	388	0	0	8
Native American	91	0	29	73	0	0	4
Hispanic	71	0	7	65	0	0	2
Asian	7	0	1	6	0	0	1
Presenting Problem/Diagnosis							
Alcohol Abuse	52	0	49	8	0	0	4
Social Conditions	1,460	0	235	1,332	0	0	29
Substance Related	66	0	65	15	0	0	5
Deferred/No Diagnosis	1	0	0	1	0	0	0
County of Residence							
Cherokee	9	0	1	9	0	0	0
Cleveland	1	0	0	0	0	0	1
Comanche	3	0	0	3	0	0	0
Creek	82	0	16	74	0	0	0
Delaware	1	0	0	1	0	0	0
LeFlore	6	0	0	6	0	0	0
Lincoln	5	0	0	5	0	0	0
Mayes	1	0	1	1	0	0	0
McIntosh	1	0	0	1	0	0	0
Muskogee	9	0	0	8	0	0	1
Okfuskee	1	0	0	0	0	0	1
Oklahoma	14	0	0	14	0	0	0
Okmulgee	24	0	2	21	0	0	1
Osage	13	0	4	13	0	0	0
Pawnee	13	0	1	12	0	0	0
Payne	4	0	0	4	0	0	0
Pottawatomie	5	0	0	5	0	0	0
Rogers	17	0	5	12	0	0	1
Tulsa	1,275	0	309	1,077	0	0	33
Wagoner	55	0	9	50	0	0	0
Washington	3	0	0	3	0	0	0

Notes: The same client may be counted in more than one category, e.g., clients can receive services under more than one contract source, in more than one "County of Residence," or may have multiple "Other Indicators." Please see Definition page for other considerations.

Oklahoma Department of Mental Health and Substance Abuse Services
Counts of Admitted Clients Served by Funding Source for Each Agency During FY1994
DOMESTIC VIOLENCE INTERVENTION SERVICES

	Total	Funding Source					
		Mental Health	Substance Abuse	Domestic Violence	Residential Care	Medicaid	Other
Washita	1	0	0	1	0	0	0
Out of State/Unknown	36	0	1	36	0	0	0
Other Indicators							
Deaf and Hearing Impaired	3	0	1	1	0	0	2
Dual Diagnosis	98	0	97	22	0	0	2
Homeless	284	0	33	271	0	0	0
SMI (If ever)	147	0	48	118	0	0	3

Notes: The same client may be counted in more than one category, e.g., clients can receive services under more than one contract source, in more than one "County of Residence," or may have multiple "Other Indicators." Please see Definition page for other considerations.

Oklahoma Department of Mental Health and Substance Abuse Services
Counts of Admitted Clients Served by Funding Source for Each Agency During FY1994
DON MENTZER FACILITY

	Total	Funding Source					
		Mental Health	Substance Abuse	Domestic Violence	Residential Care	Medicaid	Other
Total							
Unduplicated Count	39	0	0	0	39	0	0
Sex							
Female	12	0	0	0	12	0	0
Male	27	0	0	0	27	0	0
Age							
18-20	1	0	0	0	1	0	0
21-24	1	0	0	0	1	0	0
25-34	8	0	0	0	8	0	0
35-44	13	0	0	0	13	0	0
45-54	10	0	0	0	10	0	0
55-64	5	0	0	0	5	0	0
65-74	1	0	0	0	1	0	0
Race							
White	30	0	0	0	30	0	0
Black	2	0	0	0	2	0	0
Native American	4	0	0	0	4	0	0
Hispanic	3	0	0	0	3	0	0
Presenting Problem/Diagnosis							
Alcohol Abuse	3	0	0	0	3	0	0
Mood Disorder	2	0	0	0	2	0	0
Other Psychotic	13	0	0	0	13	0	0
Social Conditions	16	0	0	0	16	0	0
Substance Related	4	0	0	0	4	0	0
Deferred/No Diagnosis	1	0	0	0	1	0	0
County of Residence							
Cherokee	3	0	0	0	3	0	0
Craig	11	0	0	0	11	0	0
Sequoyah	24	0	0	0	24	0	0
Out of State/Unknown	1	0	0	0	1	0	0
Other Indicators							
Deaf and Hearing Impaired	2	0	0	0	2	0	0
Dual Diagnosis	8	0	0	0	8	0	0
Homeless	3	0	0	0	3	0	0
SMI (If ever)	38	0	0	0	38	0	0

Notes: The same client may be counted in more than one category, e.g., clients can receive services under more than one contract source, in more than one "County of Residence," or may have multiple "Other Indicators." Please see Definition page for other considerations.

Oklahoma Department of Mental Health and Substance Abuse Services
Counts of Admitted Clients Served by Funding Source for Each Agency During FY1994
DOW RESIDENTIAL CARE HOME

	Total	Funding Source					
		Mental Health	Substance Abuse	Domestic Violence	Residential Care	Medicaid	Other
Total							
Unduplicated Count	40	0	0	0	40	0	0
Sex							
Female	19	0	0	0	19	0	0
Male	21	0	0	0	21	0	0
Age							
21-24	2	0	0	0	2	0	0
25-34	13	0	0	0	13	0	0
35-44	6	0	0	0	6	0	0
45-54	7	0	0	0	7	0	0
55-64	6	0	0	0	6	0	0
65-74	5	0	0	0	5	0	0
75-84	1	0	0	0	1	0	0
Race							
White	30	0	0	0	30	0	0
Black	3	0	0	0	3	0	0
Native American	6	0	0	0	6	0	0
Asian	1	0	0	0	1	0	0
Presenting Problem/Diagnosis							
Mood Disorder	2	0	0	0	2	0	0
Other Psychotic	11	0	0	0	11	0	0
Social Conditions	27	0	0	0	27	0	0
County of Residence							
Hughes	1	0	0	0	1	0	0
Latimer	1	0	0	0	1	0	0
Pittsburgh	38	0	0	0	38	0	0
Other Indicators							
Deaf and Hearing Impaired	1	0	0	0	1	0	0
SMI (If ever)	39	0	0	0	39	0	0

Notes: The same client may be counted in more than one category, e.g., clients can receive services under more than one contract source, in more than one "County of Residence," or may have multiple "Other Indicators." Please see Definition page for other considerations.

Oklahoma Department of Mental Health and Substance Abuse Services

Counts of Admitted Clients Served by Funding Source for Each Agency During FY1994

DRUG RECOVERY, INC.

	Total	Funding Source					Other
		Mental Health	Substance Abuse	Domestic Violence	Residential Care	Medicaid	
Total							
Unduplicated Count	814	0	771	0	0	0	88
Sex							
Female	240	0	233	0	0	0	26
Male	574	0	538	0	0	0	62
Age							
0-04	1	0	1	0	0	0	0
05-17	126	0	115	0	0	0	36
18-20	62	0	62	0	0	0	4
21-24	79	0	78	0	0	0	2
25-34	285	0	273	0	0	0	22
35-44	189	0	175	0	0	0	19
45-54	54	0	49	0	0	0	5
55-64	14	0	14	0	0	0	0
65-74	4	0	4	0	0	0	0
Race							
White	572	0	550	0	0	0	50
Black	156	0	142	0	0	0	23
Native American	57	0	51	0	0	0	12
Hispanic	28	0	27	0	0	0	3
Asian	1	0	1	0	0	0	0
Presenting Problem/Diagnosis							
Alcohol Abuse	167	0	164	0	0	0	8
Social Conditions	34	0	34	0	0	0	1
Substance Related	613	0	573	0	0	0	79
County of Residence							
Adair	1	0	1	0	0	0	0
Atoka	1	0	1	0	0	0	0
Beckham	1	0	1	0	0	0	1
Bryan	4	0	4	0	0	0	1
Canadian	22	0	22	0	0	0	1
Carter	10	0	9	0	0	0	2
Cherokee	2	0	2	0	0	0	1
Choctaw	5	0	5	0	0	0	0
Cleveland	36	0	31	0	0	0	7
Coal	1	0	1	0	0	0	0
Comanche	11	0	11	0	0	0	1
Craig	1	0	1	0	0	0	0
Creek	3	0	3	0	0	0	0
Custer	6	0	5	0	0	0	2
Delaware	3	0	3	0	0	0	1
Garfield	2	0	2	0	0	0	0
Garvin	2	0	2	0	0	0	0
Grady	7	0	6	0	0	0	1
Hughes	3	0	3	0	0	0	0
Jackson	2	0	1	0	0	0	1
Jefferson	3	0	3	0	0	0	0
Kay	4	0	4	0	0	0	1
LeFlore	2	0	2	0	0	0	0
Lincoln	3	0	2	0	0	0	2

Notes: The same client may be counted in more than one category, e.g., clients can receive services under more than one contract source, in more than one "County of Residence," or may have multiple "Other Indicators." Please see Definition page for other considerations.

Oklahoma Department of Mental Health and Substance Abuse Services

Counts of Admitted Clients Served by Funding Source for Each Agency During FY1994

DRUG RECOVERY, INC.

	Funding Source						
	Total	Mental Health	Substance Abuse	Domestic Violence	Residential Care	Medicaid	Other
Logan	8	0	6	0	0	0	3
Mayes	1	0	1	0	0	0	1
McClain	4	0	4	0	0	0	0
McCurtain	3	0	3	0	0	0	0
McIntosh	1	0	1	0	0	0	0
Muskogee	4	0	4	0	0	0	1
Noble	3	0	3	0	0	0	0
Nowata	2	0	2	0	0	0	1
Oklahoma	529	0	508	0	0	0	39
Okmulgee	1	0	1	0	0	0	0
Osage	1	0	0	0	0	0	1
Ottawa	2	0	1	0	0	0	1
Pawnee	1	0	1	0	0	0	1
Payne	1	0	1	0	0	0	0
Pittsburgh	14	0	14	0	0	0	1
Pontotoc	3	0	2	0	0	0	1
Pottawatomie	10	0	10	0	0	0	0
Rogers	3	0	3	0	0	0	1
Seminole	1	0	1	0	0	0	0
Sequoyah	2	0	2	0	0	0	0
Stephens	9	0	9	0	0	0	0
Texas	1	0	1	0	0	0	0
Tulsa	40	0	34	0	0	0	10
Wagoner	2	0	2	0	0	0	0
Washington	5	0	5	0	0	0	0
Washita	1	0	1	0	0	0	0
Woods	1	0	1	0	0	0	0
Woodward	3	0	3	0	0	0	2
Out of State/Unknown	23	0	22	0	0	0	3
Other Indicators							
Deaf and Hearing Impaired	4	0	4	0	0	0	0
Dual Diagnosis	1	0	1	0	0	0	0
Homeless	82	0	80	0	0	0	3
SMI (If ever)	157	0	149	0	0	0	11

Notes: The same client may be counted in more than one category, e.g., clients can receive services under more than one contract source, in more than one "County of Residence," or may have multiple "Other Indicators." Please see Definition page for other considerations.

Oklahoma Department of Mental Health and Substance Abuse Services

Counts of Admitted Clients Served by Funding Source for Each Agency During FY1994

DUNCAN COMMUNITY RESIDENCE INC

	Total	Funding Source					
		Mental Health	Substance Abuse	Domestic Violence	Residential Care	Medicaid	Other
Total							
Unduplicated Count	27	0	0	0	27	0	0
Sex							
Female	12	0	0	0	12	0	0
Male	15	0	0	0	15	0	0
Age							
21-24	2	0	0	0	2	0	0
35-44	9	0	0	0	9	0	0
45-54	9	0	0	0	9	0	0
55-64	3	0	0	0	3	0	0
65-74	3	0	0	0	3	0	0
75-84	1	0	0	0	1	0	0
Race							
White	23	0	0	0	23	0	0
Black	2	0	0	0	2	0	0
Native American	1	0	0	0	1	0	0
Asian	1	0	0	0	1	0	0
Presenting Problem/Diagnosis							
Mood Disorder	1	0	0	0	1	0	0
Other Non-Psychotic	1	0	0	0	1	0	0
Other Psychotic	16	0	0	0	16	0	0
Social Conditions	4	0	0	0	4	0	0
Deferred/No Diagnosis	5	0	0	0	5	0	0
County of Residence							
Comanche	1	0	0	0	1	0	0
Stephens	26	0	0	0	26	0	0
Other Indicators							
Dual Diagnosis	1	0	0	0	1	0	0
Homeless	1	0	0	0	1	0	0
SMI (If ever)	24	0	0	0	24	0	0

Notes: The same client may be counted in more than one category, e.g., clients can receive services under more than one contract source, in more than one "County of Residence," or may have multiple "Other Indicators." Please see Definition page for other considerations.

Oklahoma Department of Mental Health and Substance Abuse Services
Counts of Admitted Clients Served by Funding Source for Each Agency During FY1994
DYCO PROPERTIES, INC.

	Total	Funding Source					
		Mental Health	Substance Abuse	Domestic Violence	Residential Care	Medicaid	Other
Total							
Unduplicated Count	24	0	0	0	24	0	0
Sex							
Female	9	0	0	0	9	0	0
Male	15	0	0	0	15	0	0
Age							
21-24	1	0	0	0	1	0	0
25-34	3	0	0	0	3	0	0
35-44	7	0	0	0	7	0	0
45-54	7	0	0	0	7	0	0
55-64	3	0	0	0	3	0	0
65-74	2	0	0	0	2	0	0
75-84	1	0	0	0	1	0	0
Race							
White	20	0	0	0	20	0	0
Black	3	0	0	0	3	0	0
Native American	1	0	0	0	1	0	0
Presenting Problem/Diagnosis							
Social Conditions	24	0	0	0	24	0	0
County of Residence							
McCurtain	1	0	0	0	1	0	0
Okmulgee	23	0	0	0	23	0	0
Other Indicators							
SMI (If ever)	22	0	0	0	22	0	0

Notes: The same client may be counted in more than one category, e.g., clients can receive services under more than one contract source, in more than one "County of Residence," or may have multiple "Other Indicators." Please see Definition page for other considerations.

Oklahoma Department of Mental Health and Substance Abuse Services

Counts of Admitted Clients Served by Funding Source for Each Agency During FY1994

EAGLE RIDGE INSTITUTE

	Total	Funding Source					
		Mental Health	Substance Abuse	Domestic Violence	Residential Care	Medicaid	Other
Total							
Unduplicated Count	348	0	348	0	0	0	19
Sex							
Female	167	0	167	0	0	0	13
Male	181	0	181	0	0	0	6
Age							
0-04	42	0	42	0	0	0	0
05-17	183	0	183	0	0	0	2
18-20	3	0	3	0	0	0	0
21-24	11	0	11	0	0	0	0
25-34	42	0	42	0	0	0	1
35-44	46	0	46	0	0	0	9
45-54	15	0	15	0	0	0	4
55-64	3	0	3	0	0	0	1
65-74	3	0	3	0	0	0	2
Race							
White	185	0	185	0	0	0	17
Black	98	0	98	0	0	0	0
Native American	40	0	40	0	0	0	0
Hispanic	24	0	24	0	0	0	2
Asian	1	0	1	0	0	0	0
Presenting Problem/Diagnosis							
Alcohol Abuse	50	0	50	0	0	0	1
Social Conditions	152	0	152	0	0	0	17
Substance Related	145	0	145	0	0	0	1
Deferred/No Diagnosis	1	0	1	0	0	0	0
County of Residence							
Blaine	1	0	1	0	0	0	0
Bryan	4	0	4	0	0	0	0
Caddo	2	0	2	0	0	0	0
Canadian	11	0	11	0	0	0	0
Carter	1	0	1	0	0	0	0
Cleveland	2	0	2	0	0	0	0
Comanche	3	0	3	0	0	0	0
Custer	1	0	1	0	0	0	0
Grady	1	0	1	0	0	0	0
Logan	14	0	14	0	0	0	0
Mayes	1	0	1	0	0	0	0
Muskogee	3	0	3	0	0	0	0
Oklahoma	277	0	277	0	0	0	19
Osage	1	0	1	0	0	0	0
Pawnee	4	0	4	0	0	0	0
Payne	2	0	2	0	0	0	0
Pottawatomie	3	0	3	0	0	0	0
Tulsa	12	0	12	0	0	0	0
Wagoner	1	0	1	0	0	0	0
Washington	3	0	3	0	0	0	0
Woodward	1	0	1	0	0	0	0
Other Indicators							
Deaf and Hearing Impaired	2	0	2	0	0	0	0

Notes: The same client may be counted in more than one category, e.g., clients can receive services under more than one contract source, in more than one "County of Residence," or may have multiple "Other Indicators." Please see Definition page for other considerations.

Oklahoma Department of Mental Health and Substance Abuse Services
Counts of Admitted Clients Served by Funding Source for Each Agency During FY1994
EAGLE RIDGE INSTITUTE

	Funding Source						
	Total	Mental Health	Substance Abuse	Domestic Violence	Residential Care	Medicaid	Other
Dual Diagnosis	3	0	3	0	0	0	0
Homeless	9	0	9	0	0	0	0
SED (6-17)	1	0	1	0	0	0	0
SMI (If ever)	29	0	29	0	0	0	2

Notes: The same client may be counted in more than one category, e.g., clients can receive services under more than one contract source, in more than one "County of Residence," or may have multiple "Other Indicators." Please see Definition page for other considerations.

Oklahoma Department of Mental Health and Substance Abuse Services

Counts of Admitted Clients Served by Funding Source for Each Agency During FY1994

EASTERN STATE HOSPITAL

	Total	Funding Source					
		Mental Health	Substance Abuse	Domestic Violence	Residential Care	Medicaid	Other
Total							
Unduplicated Count	2,095	2,095	0	0	0	0	0
Sex							
Female	779	779	0	0	0	0	0
Male	1,316	1,316	0	0	0	0	0
Age							
05-17	10	10	0	0	0	0	0
18-20	110	110	0	0	0	0	0
21-24	208	208	0	0	0	0	0
25-34	675	675	0	0	0	0	0
35-44	633	633	0	0	0	0	0
45-54	271	271	0	0	0	0	0
55-64	127	127	0	0	0	0	0
65-74	45	45	0	0	0	0	0
75-84	11	11	0	0	0	0	0
85+	5	5	0	0	0	0	0
Race							
White	1,439	1,439	0	0	0	0	0
Black	383	383	0	0	0	0	0
Native American	245	245	0	0	0	0	0
Hispanic	19	19	0	0	0	0	0
Asian	9	9	0	0	0	0	0
Presenting Problem/Diagnosis							
Alcohol Abuse	160	160	0	0	0	0	0
Developmental Disorder	4	4	0	0	0	0	0
Mood Disorder	686	686	0	0	0	0	0
Non Alcohol/Drug Related Organic	56	56	0	0	0	0	0
Other Non-Psychotic	339	339	0	0	0	0	0
Other Psychotic	343	343	0	0	0	0	0
Personality Disorder	3	3	0	0	0	0	0
Schizophrenia	398	398	0	0	0	0	0
Social Conditions	7	7	0	0	0	0	0
Substance Related	97	97	0	0	0	0	0
Deferred/No Diagnosis	2	2	0	0	0	0	0
County of Residence							
Adair	17	17	0	0	0	0	0
Atoka	3	3	0	0	0	0	0
Beckham	1	1	0	0	0	0	0
Blaine	3	3	0	0	0	0	0
Bryan	5	5	0	0	0	0	0
Caddo	11	11	0	0	0	0	0
Canadian	1	1	0	0	0	0	0
Carter	9	9	0	0	0	0	0
Cherokee	26	26	0	0	0	0	0
Choctaw	4	4	0	0	0	0	0
Cleveland	12	12	0	0	0	0	0
Coal	2	2	0	0	0	0	0
Comanche	4	4	0	0	0	0	0
Cotton	3	3	0	0	0	0	0
Craig	93	93	0	0	0	0	0

Notes: The same client may be counted in more than one category, e.g., clients can receive services under more than one contract source, in more than one "County of Residence," or may have multiple "Other Indicators." Please see Definition page for other considerations.

Oklahoma Department of Mental Health and Substance Abuse Services

Counts of Admitted Clients Served by Funding Source for Each Agency During FY1994

EASTERN STATE HOSPITAL

	Funding Source						
	Total	Mental Health	Substance Abuse	Domestic Violence	Residential Care	Medicaid	Other
Creek	86	86	0	0	0	0	0
Custer	4	4	0	0	0	0	0
Delaware	37	37	0	0	0	0	0
Garfield	10	10	0	0	0	0	0
Garvin	3	3	0	0	0	0	0
Grady	6	6	0	0	0	0	0
Grant	1	1	0	0	0	0	0
Jackson	2	2	0	0	0	0	0
Jefferson	3	3	0	0	0	0	0
Johnston	1	1	0	0	0	0	0
Kay	22	22	0	0	0	0	0
LeFlore	4	4	0	0	0	0	0
Lincoln	1	1	0	0	0	0	0
Logan	2	2	0	0	0	0	0
Major	1	1	0	0	0	0	0
Marshall	4	4	0	0	0	0	0
Mayes	59	59	0	0	0	0	0
McClain	1	1	0	0	0	0	0
McCurtain	5	5	0	0	0	0	0
McIntosh	19	19	0	0	0	0	0
Murray	2	2	0	0	0	0	0
Muskogee	155	155	0	0	0	0	0
Noble	4	4	0	0	0	0	0
Nowata	11	11	0	0	0	0	0
Okfuskee	3	3	0	0	0	0	0
Oklahoma	76	76	0	0	0	0	0
Okmulgee	68	68	0	0	0	0	0
Osage	43	43	0	0	0	0	0
Ottawa	93	93	0	0	0	0	0
Pawnee	11	11	0	0	0	0	0
Payne	49	49	0	0	0	0	0
Pittsburgh	5	5	0	0	0	0	0
Pontotoc	1	1	0	0	0	0	0
Pottawatomie	4	4	0	0	0	0	0
Pushmataha	2	2	0	0	0	0	0
Rogers	112	112	0	0	0	0	0
Seminole	2	2	0	0	0	0	0
Sequoyah	40	40	0	0	0	0	0
Stephens	5	5	0	0	0	0	0
Texas	1	1	0	0	0	0	0
Tillman	1	1	0	0	0	0	0
Tulsa	793	793	0	0	0	0	0
Wagoner	18	18	0	0	0	0	0
Washington	68	68	0	0	0	0	0
Washita	2	2	0	0	0	0	0
Woods	1	1	0	0	0	0	0
Woodward	3	3	0	0	0	0	0
Out of State/Unknown	57	57	0	0	0	0	0
Other Indicators							
Deaf and Hearing Impaired	24	24	0	0	0	0	0
Dual Diagnosis	837	837	0	0	0	0	0
Homeless	233	233	0	0	0	0	0

Notes: The same client may be counted in more than one category, e.g., clients can receive services under more than one contract source, in more than one "County of Residence," or may have multiple "Other Indicators." Please see Definition page for other considerations.

Oklahoma Department of Mental Health and Substance Abuse Services
Counts of Admitted Clients Served by Funding Source for Each Agency During FY1994
EASTERN STATE HOSPITAL

	Funding Source					
	Total	Mental Health	Substance Abuse	Domestic Violence	Residential Care	Medicaid Other
SMI (If ever)	1,543	1,543	0	0	0	0

Notes: The same client may be counted in more than one category, e.g., clients can receive services under more than one contract source, in more than one "County of Residence," or may have multiple "Other Indicators." Please see Definition page for other considerations.

Oklahoma Department of Mental Health and Substance Abuse Services
Counts of Admitted Clients Served by Funding Source for Each Agency During FY1994
EDMOND FAMILY SERVICES, INC.

	Total	Funding Source					
		Mental Health	Substance Abuse	Domestic Violence	Residential Care	Medicaid	Other
Total							
Unduplicated Count	180	0	180	0	0	0	0
Sex							
Female	87	0	87	0	0	0	0
Male	93	0	93	0	0	0	0
Age							
05-17	45	0	45	0	0	0	0
18-20	26	0	26	0	0	0	0
21-24	17	0	17	0	0	0	0
25-34	52	0	52	0	0	0	0
35-44	27	0	27	0	0	0	0
45-54	9	0	9	0	0	0	0
55-64	4	0	4	0	0	0	0
Race							
White	169	0	169	0	0	0	0
Black	6	0	6	0	0	0	0
Native American	2	0	2	0	0	0	0
Hispanic	2	0	2	0	0	0	0
Asian	1	0	1	0	0	0	0
Presenting Problem/Diagnosis							
Alcohol Abuse	71	0	71	0	0	0	0
Mood Disorder	1	0	1	0	0	0	0
Social Conditions	47	0	47	0	0	0	0
Substance Related	61	0	61	0	0	0	0
County of Residence							
Canadian	3	0	3	0	0	0	0
Cleveland	1	0	1	0	0	0	0
Logan	8	0	8	0	0	0	0
Oklahoma	166	0	166	0	0	0	0
Tulsa	1	0	1	0	0	0	0
Wagoner	1	0	1	0	0	0	0
Other Indicators							
Dual Diagnosis	2	0	2	0	0	0	0
SMI (If ever)	9	0	9	0	0	0	0

Notes: The same client may be counted in more than one category, e.g., clients can receive services under more than one contract source, in more than one "County of Residence," or may have multiple "Other Indicators." Please see Definition page for other considerations.

Oklahoma Department of Mental Health and Substance Abuse Services
Counts of Admitted Clients Served by Funding Source for Each Agency During FY1994
EDNA LEE'S RESIDENTIAL CARE

	Total	Funding Source					
		Mental Health	Substance Abuse	Domestic Violence	Residential Care	Medicaid	Other
Total							
Unduplicated Count	68	0	0	0	68	0	0
Sex							
Female	35	0	0	0	35	0	0
Male	33	0	0	0	33	0	0
Age							
18-20	1	0	0	0	1	0	0
21-24	1	0	0	0	1	0	0
25-34	8	0	0	0	8	0	0
35-44	9	0	0	0	9	0	0
45-54	12	0	0	0	12	0	0
55-64	21	0	0	0	21	0	0
65-74	8	0	0	0	8	0	0
75-84	7	0	0	0	7	0	0
85+	1	0	0	0	1	0	0
Race							
White	54	0	0	0	54	0	0
Black	6	0	0	0	6	0	0
Native American	3	0	0	0	3	0	0
Hispanic	5	0	0	0	5	0	0
Presenting Problem/Diagnosis							
Developmental Disorder	1	0	0	0	1	0	0
Mood Disorder	7	0	0	0	7	0	0
Other Psychotic	6	0	0	0	6	0	0
Social Conditions	48	0	0	0	48	0	0
Deferred/No Diagnosis	6	0	0	0	6	0	0
County of Residence							
Craig	68	0	0	0	68	0	0
Other Indicators							
Homeless	1	0	0	0	1	0	0
SMI (If ever)	65	0	0	0	65	0	0

Notes: The same client may be counted in more than one category, e.g., clients can receive services under more than one contract source, in more than one "County of Residence," or may have multiple "Other Indicators." Please see Definition page for other considerations.

Oklahoma Department of Mental Health and Substance Abuse Services

Counts of Admitted Clients Served by Funding Source for Each Agency During FY1994

EDWIN FAIR CMHC

	Total	Funding Source					
		Mental Health	Substance Abuse	Domestic Violence	Residential Care	Medicaid	Other
Total							
Unduplicated Count	1,863	1,751	519	0	0	0	129
Sex							
Female	1,072	1,012	329	0	0	0	44
Male	791	739	190	0	0	0	85
Age							
0-04	27	21	0	0	0	0	6
05-17	335	294	4	0	0	0	77
18-20	96	93	22	0	0	0	2
21-24	143	138	38	0	0	0	4
25-34	445	421	120	0	0	0	20
35-44	437	416	170	0	0	0	17
45-54	208	203	90	0	0	0	3
55-64	97	95	41	0	0	0	0
65-74	57	54	26	0	0	0	0
75-84	15	13	7	0	0	0	0
85+	3	3	1	0	0	0	0
Race							
White	1,606	1,518	445	0	0	0	105
Black	64	56	23	0	0	0	7
Native American	153	142	40	0	0	0	13
Hispanic	35	31	8	0	0	0	4
Asian	5	4	3	0	0	0	0
Presenting Problem/Diagnosis							
Alcohol Abuse	55	37	21	0	0	0	20
Developmental Disorder	180	165	8	0	0	0	27
Mood Disorder	543	537	160	0	0	0	15
Non Alcohol/Drug Related Organic	26	23	15	0	0	0	0
Other Non-Psychotic	414	402	61	0	0	0	14
Other Psychotic	73	65	56	0	0	0	1
Personality Disorder	47	45	22	0	0	0	0
Schizophrenia	156	153	118	0	0	0	0
Social Conditions	253	221	19	0	0	0	38
Substance Related	54	43	27	0	0	0	12
Deferred/No Diagnosis	62	60	12	0	0	0	2
County of Residence							
Atoka	1	1	0	0	0	0	0
Beckham	1	0	0	0	0	0	1
Cimarron	1	1	0	0	0	0	0
Craig	1	1	0	0	0	0	0
Dewey	1	1	1	0	0	0	0
Garfield	3	3	1	0	0	0	0
Grady	1	1	0	0	0	0	0
Grant	3	3	0	0	0	0	0
Harper	1	1	0	0	0	0	0
Johnston	2	2	0	0	0	0	0
Kay	847	801	175	0	0	0	61
Kingfisher	3	3	1	0	0	0	0
Lincoln	6	6	2	0	0	0	0
Logan	2	2	1	0	0	0	0

Notes: The same client may be counted in more than one category, e.g., clients can receive services under more than one contract source, in more than one "County of Residence," or may have multiple "Other Indicators." Please see Definition page for other considerations.

Oklahoma Department of Mental Health and Substance Abuse Services
Counts of Admitted Clients Served by Funding Source for Each Agency During FY1994
EDWIN FAIR CMHC

	Funding Source						
	Total	Mental Health	Substance Abuse	Domestic Violence	Residential Care	Medicaid	Other
Noble	109	104	22	0	0	0	6
Nowata	2	2	1	0	0	0	0
Oklahoma	1	0	0	0	0	0	1
Okmulgee	5	5	1	0	0	0	1
Osage	235	216	58	0	0	0	20
Pawnee	87	76	31	0	0	0	7
Payne	541	512	220	0	0	0	32
Rogers	1	1	1	0	0	0	0
Tulsa	1	1	1	0	0	0	0
Out of State/Unknown	8	8	3	0	0	0	0
Other Indicators							
Deaf and Hearing Impaired	6	6	1	0	0	0	1
Dual Diagnosis	231	217	126	0	0	0	15
Homeless	73	71	36	0	0	0	3
SED (6-17)	128	123	2	0	0	0	17
SMI (If ever)	752	720	421	0	0	0	15

Notes: The same client may be counted in more than one category, e.g., clients can receive services under more than one contract source, in more than one "County of Residence," or may have multiple "Other Indicators." Please see Definition page for other considerations.

Oklahoma Department of Mental Health and Substance Abuse Services
Counts of Admitted Clients Served by Funding Source for Each Agency During FY1994
ELM TREE HOUSE

		Funding Source						
		Total	Mental Health	Substance Abuse	Domestic Violence	Residential Care	Medicaid	Other
Total	Unduplicated Count	17	0	0	0	17	0	0
Sex	Female	7	0	0	0	7	0	0
	Male	10	0	0	0	10	0	0
Age	35-44	4	0	0	0	4	0	0
	45-54	4	0	0	0	4	0	0
	55-64	5	0	0	0	5	0	0
	65-74	3	0	0	0	3	0	0
	75-84	1	0	0	0	1	0	0
Race	White	11	0	0	0	11	0	0
	Black	5	0	0	0	5	0	0
	Native American	1	0	0	0	1	0	0
Presenting Problem/Diagnosis	Other Psychotic	1	0	0	0	1	0	0
	Social Conditions	16	0	0	0	16	0	0
County of Residence	Oklahoma	16	0	0	0	16	0	0
	Wagoner	1	0	0	0	1	0	0
Other Indicators	SMI (If ever)	16	0	0	0	16	0	0

Notes: The same client may be counted in more than one category, e.g., clients can receive services under more than one contract source, in more than one "County of Residence," or may have multiple "Other Indicators." Please see Definition page for other considerations.

Oklahoma Department of Mental Health and Substance Abuse Services
Counts of Admitted Clients Served by Funding Source for Each Agency During FY1994
FAIR OAKS

		Funding Source						
		Total	Mental Health	Substance Abuse	Domestic Violence	Residential Care	Medicaid	Other
Total	Unduplicated Count	19	0	0	0	19	0	0
Sex	Male	19	0	0	0	19	0	0
Age	18-20	3	0	0	0	3	0	0
	21-24	1	0	0	0	1	0	0
	25-34	5	0	0	0	5	0	0
	35-44	3	0	0	0	3	0	0
	45-54	3	0	0	0	3	0	0
	55-64	3	0	0	0	3	0	0
	65-74	1	0	0	0	1	0	0
Race	White	13	0	0	0	13	0	0
	Black	3	0	0	0	3	0	0
	Native American	3	0	0	0	3	0	0
Presenting Problem/Diagnosis	Social Conditions	19	0	0	0	19	0	0
County of Residence	Choctaw	3	0	0	0	3	0	0
	Cotton	4	0	0	0	4	0	0
	Craig	3	0	0	0	3	0	0
	Mayes	7	0	0	0	7	0	0
	Rogers	1	0	0	0	1	0	0
	Sequoyah	1	0	0	0	1	0	0
Other Indicators	SMI (If ever)	19	0	0	0	19	0	0

Notes: The same client may be counted in more than one category, e.g., clients can receive services under more than one contract source, in more than one "County of Residence," or may have multiple "Other Indicators." Please see Definition page for other considerations.

Oklahoma Department of Mental Health and Substance Abuse Services

Counts of Admitted Clients Served by Funding Source for Each Agency During FY1994

FAMILY CRISIS & COUNSELING CTR

	Total	Funding Source					
		Mental Health	Substance Abuse	Domestic Violence	Residential Care	Medicaid	Other
Total							
Unduplicated Count	889	0	0	889	0	0	0
Sex							
Female	647	0	0	647	0	0	0
Male	242	0	0	242	0	0	0
Age							
0-04	118	0	0	118	0	0	0
05-17	216	0	0	216	0	0	0
18-20	41	0	0	41	0	0	0
21-24	97	0	0	97	0	0	0
25-34	232	0	0	232	0	0	0
35-44	135	0	0	135	0	0	0
45-54	34	0	0	34	0	0	0
55-64	10	0	0	10	0	0	0
65-74	5	0	0	5	0	0	0
75-84	1	0	0	1	0	0	0
Race							
White	635	0	0	635	0	0	0
Black	77	0	0	77	0	0	0
Native American	159	0	0	159	0	0	0
Hispanic	18	0	0	18	0	0	0
Presenting Problem/Diagnosis							
Social Conditions	883	0	0	883	0	0	0
Deferred/No Diagnosis	6	0	0	6	0	0	0
County of Residence							
Cherokee	4	0	0	4	0	0	0
Cleveland	1	0	0	1	0	0	0
Creek	1	0	0	1	0	0	0
Kay	1	0	0	1	0	0	0
Mayes	3	0	0	3	0	0	0
McClain	1	0	0	1	0	0	0
Muskogee	1	0	0	1	0	0	0
Nowata	25	0	0	25	0	0	0
Oklahoma	10	0	0	10	0	0	0
Okmulgee	1	0	0	1	0	0	0
Osage	42	0	0	42	0	0	0
Ottawa	6	0	0	6	0	0	0
Pawnee	4	0	0	4	0	0	0
Payne	11	0	0	11	0	0	0
Rogers	5	0	0	5	0	0	0
Seminole	1	0	0	1	0	0	0
Tillman	1	0	0	1	0	0	0
Tulsa	15	0	0	15	0	0	0
Wagoner	4	0	0	4	0	0	0
Washington	730	0	0	730	0	0	0
Out of State/Unknown	22	0	0	22	0	0	0
Other Indicators							
Deaf and Hearing Impaired	2	0	0	2	0	0	0
Dual Diagnosis	8	0	0	8	0	0	0
Homeless	127	0	0	127	0	0	0

Notes: The same client may be counted in more than one category, e.g., clients can receive services under more than one contract source, in more than one "County of Residence," or may have multiple "Other Indicators." Please see Definition page for other considerations.

Oklahoma Department of Mental Health and Substance Abuse Services
 Counts of Admitted Clients Served by Funding Source for Each Agency During FY1994
FAMILY CRISIS & COUNSELING CTR

	Funding Source						
	Total	Mental Health	Substance Abuse	Domestic Violence	Residential Care	Medicaid	Other
SMI (If ever)	79	0	0	79	0	0	0

Notes: The same client may be counted in more than one category, e.g., clients can receive services under more than one contract source, in more than one "County of Residence," or may have multiple "Other Indicators." Please see Definition page for other considerations.

Oklahoma Department of Mental Health and Substance Abuse Services

Counts of Admitted Clients Served by Funding Source for Each Agency During FY1994

FAMILY CRISIS CTR, INC.

		Funding Source						
		Total	Mental Health	Substance Abuse	Domestic Violence	Residential Care	Medicaid	Other
Total	Unduplicated Count	507	0	0	507	0	0	0
Sex	Female	339	0	0	339	0	0	0
	Male	168	0	0	168	0	0	0
Age	0-04	86	0	0	86	0	0	0
	05-17	118	0	0	118	0	0	0
	18-20	23	0	0	23	0	0	0
	21-24	66	0	0	66	0	0	0
	25-34	131	0	0	131	0	0	0
	35-44	66	0	0	66	0	0	0
	45-54	13	0	0	13	0	0	0
	55-64	3	0	0	3	0	0	0
	65-74	1	0	0	1	0	0	0
Race	White	364	0	0	364	0	0	0
	Black	29	0	0	29	0	0	0
	Native American	93	0	0	93	0	0	0
	Hispanic	20	0	0	20	0	0	0
	Asian	1	0	0	1	0	0	0
Presenting Problem/Diagnosis	Social Conditions	506	0	0	506	0	0	0
	Deferred/No Diagnosis	1	0	0	1	0	0	0
County of Residence	Bryan	5	0	0	5	0	0	0
	Carter	14	0	0	14	0	0	0
	Cimarron	1	0	0	1	0	0	0
	Cleveland	4	0	0	4	0	0	0
	Coal	24	0	0	24	0	0	0
	Garvin	33	0	0	33	0	0	0
	Grady	2	0	0	2	0	0	0
	Haskell	4	0	0	4	0	0	0
	Hughes	22	0	0	22	0	0	0
	Jackson	2	0	0	2	0	0	0
	Jefferson	1	0	0	1	0	0	0
	Johnston	6	0	0	6	0	0	0
	Latimer	2	0	0	2	0	0	0
	Lincoln	10	0	0	10	0	0	0
	Love	1	0	0	1	0	0	0
	Marshall	11	0	0	11	0	0	0
	McClain	1	0	0	1	0	0	0
	Murray	2	0	0	2	0	0	0
	Oklahoma	6	0	0	6	0	0	0
	Pittsburgh	7	0	0	7	0	0	0
	Pontotoc	307	0	0	307	0	0	0
	Pottawatomie	7	0	0	7	0	0	0
	Pushmataha	4	0	0	4	0	0	0
	Seminole	21	0	0	21	0	0	0
	Sequoyah	1	0	0	1	0	0	0

Notes: The same client may be counted in more than one category, e.g., clients can receive services under more than one contract source, in more than one "County of Residence," or may have multiple "Other Indicators." Please see Definition page for other considerations.

Oklahoma Department of Mental Health and Substance Abuse Services
Counts of Admitted Clients Served by Funding Source for Each Agency During FY1994
FAMILY CRISIS CTR, INC.

	Funding Source						
	Total	Mental Health	Substance Abuse	Domestic Violence	Residential Care	Medicaid	Other
Washington	1	0	0	1	0	0	0
Washita	1	0	0	1	0	0	0
Out of State/Unknown	7	0	0	7	0	0	0
Other Indicators							
Deaf and Hearing Impaired	1	0	0	1	0	0	0
Homeless	32	0	0	32	0	0	0
SMI (If ever)	38	0	0	38	0	0	0

Notes: The same client may be counted in more than one category, e.g., clients can receive services under more than one contract source, in more than one "County of Residence," or may have multiple "Other Indicators." Please see Definition page for other considerations.

Oklahoma Department of Mental Health and Substance Abuse Services

Counts of Admitted Clients Served by Funding Source for Each Agency During FY1994

FAMILY MH CTR

	Total	Funding Source					
		Mental Health	Substance Abuse	Domestic Violence	Residential Care	Medicaid	Other
Total							
Unduplicated Count	874	874	0	0	0	0	0
Sex							
Female	526	526	0	0	0	0	0
Male	348	348	0	0	0	0	0
Age							
0-04	33	33	0	0	0	0	0
05-17	68	68	0	0	0	0	0
18-20	23	23	0	0	0	0	0
21-24	52	52	0	0	0	0	0
25-34	212	212	0	0	0	0	0
35-44	241	241	0	0	0	0	0
45-54	147	147	0	0	0	0	0
55-64	72	72	0	0	0	0	0
65-74	24	24	0	0	0	0	0
75-84	2	2	0	0	0	0	0
Race							
White	728	728	0	0	0	0	0
Black	86	86	0	0	0	0	0
Native American	27	27	0	0	0	0	0
Hispanic	24	24	0	0	0	0	0
Asian	9	9	0	0	0	0	0
Presenting Problem/Diagnosis							
Alcohol Abuse	6	6	0	0	0	0	0
Developmental Disorder	24	24	0	0	0	0	0
Mood Disorder	347	347	0	0	0	0	0
Non Alcohol/Drug Related Organic	6	6	0	0	0	0	0
Other Non-Psychotic	54	54	0	0	0	0	0
Other Psychotic	90	90	0	0	0	0	0
Personality Disorder	48	48	0	0	0	0	0
Schizophrenia	190	190	0	0	0	0	0
Social Conditions	60	60	0	0	0	0	0
Substance Related	4	4	0	0	0	0	0
Deferred/No Diagnosis	45	45	0	0	0	0	0
County of Residence							
Cotton	2	2	0	0	0	0	0
Craig	1	1	0	0	0	0	0
Muskogee	1	1	0	0	0	0	0
Okmulgee	1	1	0	0	0	0	0
Rogers	1	1	0	0	0	0	0
Tillman	1	1	0	0	0	0	0
Tulsa	867	867	0	0	0	0	0
Other Indicators							
Deaf and Hearing Impaired	7	7	0	0	0	0	0
Dual Diagnosis	134	134	0	0	0	0	0
Homeless	24	24	0	0	0	0	0
SED (6-17)	30	30	0	0	0	0	0
SMI (If ever)	657	657	0	0	0	0	0

Notes: The same client may be counted in more than one category, e.g., clients can receive services under more than one contract source, in more than one "County of Residence," or may have multiple "Other Indicators." Please see Definition page for other considerations.

Oklahoma Department of Mental Health and Substance Abuse Services

Counts of Admitted Clients Served by Funding Source for Each Agency During FY1994

FAMILY SHELTER

		Funding Source						
		Total	Mental Health	Substance Abuse	Domestic Violence	Residential Care	Medicaid Other	
Total	Unduplicated Count	35	0	0	35	0	0	0
Sex	Female	35	0	0	35	0	0	0
Age	05-17	2	0	0	2	0	0	0
	18-20	3	0	0	3	0	0	0
	21-24	5	0	0	5	0	0	0
	25-34	17	0	0	17	0	0	0
	35-44	6	0	0	6	0	0	0
	45-54	1	0	0	1	0	0	0
	55-64	1	0	0	1	0	0	0
Race	White	28	0	0	28	0	0	0
	Black	4	0	0	4	0	0	0
	Native American	2	0	0	2	0	0	0
	Asian	1	0	0	1	0	0	0
Presenting Problem/Diagnosis	Social Conditions	35	0	0	35	0	0	0
County of Residence	Carter	33	0	0	33	0	0	0
	Love	2	0	0	2	0	0	0
Other Indicators	Homeless	1	0	0	1	0	0	0
	SMI (If ever)	4	0	0	4	0	0	0

Notes: The same client may be counted in more than one category, e.g., clients can receive services under more than one contract source, in more than one "County of Residence," or may have multiple "Other Indicators." Please see Definition page for other considerations.

Oklahoma Department of Mental Health and Substance Abuse Services
Counts of Admitted Clients Served by Funding Source for Each Agency During FY1994
FIRST WINGS OF FREEDOM

	Total	Funding Source					Other
		Mental Health	Substance Abuse	Domestic Violence	Residential Care	Medicaid	
Total							
Unduplicated Count	83	0	83	0	0	0	0
Sex							
Female	57	0	57	0	0	0	0
Male	26	0	26	0	0	0	0
Age							
0-04	41	0	41	0	0	0	0
05-17	14	0	14	0	0	0	0
18-20	4	0	4	0	0	0	0
21-24	5	0	5	0	0	0	0
25-34	15	0	15	0	0	0	0
35-44	4	0	4	0	0	0	0
Race							
White	24	0	24	0	0	0	0
Black	52	0	52	0	0	0	0
Native American	5	0	5	0	0	0	0
Hispanic	2	0	2	0	0	0	0
Presenting Problem/Diagnosis							
Alcohol Abuse	2	0	2	0	0	0	0
Social Conditions	50	0	50	0	0	0	0
Substance Related	25	0	25	0	0	0	0
Deferred/No Diagnosis	6	0	6	0	0	0	0
County of Residence							
Cleveland	4	0	4	0	0	0	0
Logan	2	0	2	0	0	0	0
Osage	2	0	2	0	0	0	0
Payne	4	0	4	0	0	0	0
Pontotoc	2	0	2	0	0	0	0
Tulsa	64	0	64	0	0	0	0
Washita	1	0	1	0	0	0	0
Woods	2	0	2	0	0	0	0
Out of State/Unknown	2	0	2	0	0	0	0
Other Indicators							
Homeless	15	0	15	0	0	0	0
SMI (If ever)	5	0	5	0	0	0	0

Notes: The same client may be counted in more than one category, e.g., clients can receive services under more than one contract source, in more than one "County of Residence," or may have multiple "Other Indicators." Please see Definition page for other considerations.

Oklahoma Department of Mental Health and Substance Abuse Services

Counts of Admitted Clients Served by Funding Source for Each Agency During FY1994

FT. SUPPLY AL/DG TX CTR

	Total	Funding Source					
		Mental Health	Substance Abuse	Domestic Violence	Residential Care	Medicaid	Other
Total							
Unduplicated Count	650	36	650	0	0	0	0
Sex							
Male	650	36	650	0	0	0	0
Age							
18-20	25	1	25	0	0	0	0
21-24	59	1	59	0	0	0	0
25-34	230	10	230	0	0	0	0
35-44	206	15	206	0	0	0	0
45-54	86	7	86	0	0	0	0
55-64	31	0	31	0	0	0	0
65-74	11	2	11	0	0	0	0
75-84	2	0	2	0	0	0	0
Race							
White	467	26	467	0	0	0	0
Black	87	5	87	0	0	0	0
Native American	76	5	76	0	0	0	0
Hispanic	20	0	20	0	0	0	0
Presenting Problem/Diagnosis							
Alcohol Abuse	439	29	439	0	0	0	0
Substance Related	211	7	211	0	0	0	0
County of Residence							
Alfalfa	3	0	3	0	0	0	0
Atoka	10	1	10	0	0	0	0
Beaver	3	0	3	0	0	0	0
Beckham	10	1	10	0	0	0	0
Blaine	6	0	6	0	0	0	0
Bryan	2	2	2	0	0	0	0
Caddo	7	0	7	0	0	0	0
Canadian	3	0	3	0	0	0	0
Carter	2	0	2	0	0	0	0
Choctaw	1	0	1	0	0	0	0
Cleveland	25	3	25	0	0	0	0
Comanche	46	4	46	0	0	0	0
Cotton	1	0	1	0	0	0	0
Craig	1	0	1	0	0	0	0
Custer	29	1	29	0	0	0	0
Delaware	2	0	2	0	0	0	0
Ellis	2	0	2	0	0	0	0
Garfield	127	3	127	0	0	0	0
Garvin	1	0	1	0	0	0	0
Grady	2	0	2	0	0	0	0
Grant	1	0	1	0	0	0	0
Greer	3	1	3	0	0	0	0
Harper	1	0	1	0	0	0	0
Jackson	7	0	7	0	0	0	0
Jefferson	3	0	3	0	0	0	0
Kay	1	0	1	0	0	0	0
Kingfisher	2	0	2	0	0	0	0
Kiowa	1	0	1	0	0	0	0

Notes: The same client may be counted in more than one category, e.g., clients can receive services under more than one contract source, in more than one "County of Residence," or may have multiple "Other Indicators." Please see Definition page for other considerations.

Oklahoma Department of Mental Health and Substance Abuse Services
Counts of Admitted Clients Served by Funding Source for Each Agency During FY1994
FT. SUPPLY AL/DG TX CTR

	Funding Source						
	Total	Mental Health	Substance Abuse	Domestic Violence	Residential Care	Medicaid	Other
LeFlore	3	0	3	0	0	0	0
Lincoln	2	0	2	0	0	0	0
Logan	2	0	2	0	0	0	0
Major	2	0	2	0	0	0	0
Marshall	1	0	1	0	0	0	0
Muskogee	19	3	19	0	0	0	0
Okfuskee	9	0	9	0	0	0	0
Oklahoma	115	7	115	0	0	0	0
Osage	3	0	3	0	0	0	0
Ottawa	1	0	1	0	0	0	0
Payne	8	0	8	0	0	0	0
Pittsburgh	51	4	51	0	0	0	0
Pottawatomie	3	0	3	0	0	0	0
Roger Mills	1	0	1	0	0	0	0
Seminole	2	0	2	0	0	0	0
Sequoyah	1	0	1	0	0	0	0
Stephens	2	0	2	0	0	0	0
Texas	4	0	4	0	0	0	0
Tillman	2	0	2	0	0	0	0
Tulsa	23	3	23	0	0	0	0
Wagoner	1	0	1	0	0	0	0
Washington	1	0	1	0	0	0	0
Woods	4	0	4	0	0	0	0
Woodward	86	3	86	0	0	0	0
Out of State/Unknown	2	0	2	0	0	0	0
Other Indicators							
Deaf and Hearing Impaired	2	0	2	0	0	0	0
Dual Diagnosis	4	0	4	0	0	0	0
Homeless	19	1	19	0	0	0	0
SMI (If ever)	98	7	98	0	0	0	0

Notes: The same client may be counted in more than one category, e.g., clients can receive services under more than one contract source, in more than one "County of Residence," or may have multiple "Other Indicators." Please see Definition page for other considerations.

Oklahoma Department of Mental Health and Substance Abuse Services

Counts of Admitted Clients Served by Funding Source for Each Agency During FY1994

GATEWAY TO PREVENTION/RECOVERY

		Funding Source						
		Total	Mental Health	Substance Abuse	Domestic Violence	Residential Care	Medicaid	Other
Total	Unduplicated Count	223	0	221	0	0	0	3
Sex	Female	105	0	104	0	0	0	1
	Male	118	0	117	0	0	0	2
Age	05-17	38	0	38	0	0	0	0
	18-20	5	0	5	0	0	0	0
	21-24	8	0	8	0	0	0	0
	25-34	81	0	79	0	0	0	2
	35-44	58	0	58	0	0	0	1
	45-54	20	0	20	0	0	0	0
	55-64	11	0	11	0	0	0	0
	65-74	2	0	2	0	0	0	0
Race	White	177	0	175	0	0	0	2
	Black	10	0	10	0	0	0	0
	Native American	28	0	28	0	0	0	1
	Hispanic	7	0	7	0	0	0	0
	Asian	1	0	1	0	0	0	0
Presenting Problem/Diagnosis	Alcohol Abuse	102	0	100	0	0	0	3
	Social Conditions	84	0	84	0	0	0	0
	Substance Related	35	0	35	0	0	0	0
	Deferred/No Diagnosis	2	0	2	0	0	0	0
County of Residence	Cleveland	2	0	2	0	0	0	0
	Hughes	1	0	1	0	0	0	0
	Kingfisher	2	0	2	0	0	0	0
	Lincoln	28	0	28	0	0	0	0
	Oklahoma	7	0	6	0	0	0	1
	Pottawatomie	179	0	178	0	0	0	2
	Seminole	3	0	3	0	0	0	0
	Tulsa	1	0	1	0	0	0	0
Other Indicators	Deaf and Hearing Impaired	1	0	1	0	0	0	0
	Dual Diagnosis	2	0	2	0	0	0	0
	Homeless	5	0	5	0	0	0	0
	SMI (If ever)	15	0	14	0	0	0	1

Notes: The same client may be counted in more than one category, e.g., clients can receive services under more than one contract source, in more than one "County of Residence," or may have multiple "Other Indicators." Please see Definition page for other considerations.

Oklahoma Department of Mental Health and Substance Abuse Services

Counts of Admitted Clients Served by Funding Source for Each Agency During FY1994

GRAND LAKE M.H.C.

	Total	Funding Source					
		Mental Health	Substance Abuse	Domestic Violence	Residential Care	Medicaid	Other
Total							
Unduplicated Count	2,631	2,505	1,328	0	0	0	90
Sex							
Female	1,471	1,392	764	0	0	0	42
Male	1,160	1,113	564	0	0	0	48
Age							
0-04	43	37	0	0	0	0	16
05-17	578	563	6	0	0	0	52
18-20	106	102	33	0	0	0	3
21-24	152	142	75	0	0	0	2
25-34	544	512	316	0	0	0	4
35-44	507	488	332	0	0	0	4
45-54	343	322	274	0	0	0	6
55-64	206	194	171	0	0	0	3
65-74	107	102	88	0	0	0	0
75-84	44	42	32	0	0	0	0
85+	1	1	1	0	0	0	0
Race							
White	2,046	1,959	1,050	0	0	0	44
Black	119	115	91	0	0	0	1
Native American	417	385	173	0	0	0	42
Hispanic	45	43	11	0	0	0	3
Asian	4	3	3	0	0	0	0
Presenting Problem/Diagnosis							
Alcohol Abuse	38	37	10	0	0	0	0
Developmental Disorder	232	207	16	0	0	0	56
Mood Disorder	916	860	532	0	0	0	7
Non Alcohol/Drug Related Organic	49	49	36	0	0	0	2
Other Non-Psychotic	588	575	101	0	0	0	17
Other Psychotic	123	116	99	0	0	0	1
Personality Disorder	85	82	30	0	0	0	0
Schizophrenia	498	485	471	0	0	0	0
Social Conditions	39	36	12	0	0	0	3
Substance Related	42	40	12	0	0	0	1
Deferred/No Diagnosis	21	18	9	0	0	0	3
County of Residence							
Blaine	1	1	0	0	0	0	0
Cimarron	1	1	1	0	0	0	0
Coal	1	1	1	0	0	0	0
Comanche	1	1	0	0	0	0	0
Craig	493	482	374	0	0	0	0
Creek	1	1	1	0	0	0	0
Delaware	330	317	104	0	0	0	34
Hughes	1	1	1	0	0	0	0
Lincoln	1	1	1	0	0	0	0
Major	3	3	1	0	0	0	0
Marshall	1	1	0	0	0	0	0
Mayes	394	378	144	0	0	0	14
Nowata	79	71	48	0	0	0	0
Okfuskee	4	3	2	0	0	0	0

Notes: The same client may be counted in more than one category, e.g., clients can receive services under more than one contract source, in more than one "County of Residence," or may have multiple "Other Indicators." Please see Definition page for other considerations.

Oklahoma Department of Mental Health and Substance Abuse Services
Counts of Admitted Clients Served by Funding Source for Each Agency During FY1994
GRAND LAKE M.H.C.

	Funding Source						
	Total	Mental Health	Substance Abuse	Domestic Violence	Residential Care	Medicaid	Other
Okmulgee	2	2	1	0	0	0	0
Osage	21	18	14	0	0	0	0
Ottawa	379	331	208	0	0	0	42
Pawnee	1	1	1	0	0	0	0
Roger Mills	3	3	0	0	0	0	0
Rogers	507	493	225	0	0	0	0
Tulsa	4	4	0	0	0	0	0
Washington	398	386	196	0	0	0	0
Out of State/Unknown	5	5	5	0	0	0	0
Other Indicators							
Deaf and Hearing Impaired	26	23	20	0	0	0	3
Dual Diagnosis	416	400	297	0	0	0	0
Homeless	44	41	24	0	0	0	1
SED (6-17)	157	156	1	0	0	0	18
SMI (If ever)	1,334	1,284	1,045	0	0	0	17

Notes: The same client may be counted in more than one category, e.g., clients can receive services under more than one contract source, in more than one "County of Residence," or may have multiple "Other Indicators." Please see Definition page for other considerations.

Oklahoma Department of Mental Health and Substance Abuse Services
Counts of Admitted Clients Served by Funding Source for Each Agency During FY1994
GREEN ACRES

		Funding Source						
		Total	Mental Health	Substance Abuse	Domestic Violence	Residential Care	Medicaid	Other
Total	Unduplicated Count	25	0	0	0	25	0	0
Sex	Female	11	0	0	0	11	0	0
	Male	14	0	0	0	14	0	0
Age	25-34	2	0	0	0	2	0	0
	35-44	5	0	0	0	5	0	0
	45-54	10	0	0	0	10	0	0
	55-64	4	0	0	0	4	0	0
	65-74	4	0	0	0	4	0	0
Race	White	20	0	0	0	20	0	0
	Black	3	0	0	0	3	0	0
	Native American	2	0	0	0	2	0	0
Presenting Problem/Diagnosis	Developmental Disorder	3	0	0	0	3	0	0
	Other Psychotic	3	0	0	0	3	0	0
	Social Conditions	19	0	0	0	19	0	0
County of Residence	Cherokee	14	0	0	0	14	0	0
	Delaware	9	0	0	0	9	0	0
	Oklahoma	2	0	0	0	2	0	0
Other Indicators	Deaf and Hearing Impaired	1	0	0	0	1	0	0
	Dual Diagnosis	1	0	0	0	1	0	0
	Homeless	1	0	0	0	1	0	0
	SMI (If ever)	25	0	0	0	25	0	0

Notes: The same client may be counted in more than one category, e.g., clients can receive services under more than one contract source, in more than one "County of Residence," or may have multiple "Other Indicators." Please see Definition page for other considerations.

Oklahoma Department of Mental Health and Substance Abuse Services

Counts of Admitted Clients Served by Funding Source for Each Agency During FY1994

GREEN COUNTRY BEHAVIORAL HEALTH SERVICES

	Total	Funding Source					
		Mental Health	Substance Abuse	Domestic Violence	Residential Care	Medicaid	Other
Total							
Unduplicated Count	2,407	2,381	744	0	0	0	4
Sex							
Female	1,312	1,304	374	0	0	0	1
Male	1,095	1,077	370	0	0	0	3
Age							
0-04	74	74	3	0	0	0	0
05-17	582	581	31	0	0	0	2
18-20	109	107	24	0	0	0	0
21-24	153	149	44	0	0	0	0
25-34	526	520	162	0	0	0	1
35-44	496	488	200	0	0	0	1
45-54	233	229	139	0	0	0	0
55-64	142	141	87	0	0	0	0
65-74	61	61	34	0	0	0	0
75-84	27	27	18	0	0	0	0
85+	4	4	2	0	0	0	0
Race							
White	1,846	1,829	505	0	0	0	2
Black	346	345	164	0	0	0	1
Native American	190	182	67	0	0	0	1
Hispanic	21	21	5	0	0	0	0
Asian	4	4	3	0	0	0	0
Presenting Problem/Diagnosis							
Alcohol Abuse	40	38	20	0	0	0	0
Developmental Disorder	130	130	5	0	0	0	1
Mood Disorder	424	419	180	0	0	0	1
Non Alcohol/Drug Related Organic	23	22	21	0	0	0	0
Other Non-Psychotic	315	311	61	0	0	0	0
Other Psychotic	54	54	44	0	0	0	0
Personality Disorder	41	41	10	0	0	0	0
Schizophrenia	207	207	194	0	0	0	2
Social Conditions	362	362	27	0	0	0	0
Substance Related	78	75	51	0	0	0	0
Deferred/No Diagnosis	733	722	131	0	0	0	0
County of Residence							
Adair	1	1	0	0	0	0	0
Carter	1	1	0	0	0	0	0
Cherokee	5	5	2	0	0	0	0
Delaware	1	1	1	0	0	0	0
Haskell	2	1	1	0	0	0	0
Marshall	1	1	0	0	0	0	0
McCurtain	1	1	1	0	0	0	0
McIntosh	357	343	186	0	0	0	2
Muskogee	1,999	1,988	531	0	0	0	2
Okfuskee	2	2	1	0	0	0	0
Okmulgee	15	15	14	0	0	0	0
Ottawa	4	4	2	0	0	0	0
Pittsburgh	3	3	2	0	0	0	0
Rogers	1	1	1	0	0	0	0

Notes: The same client may be counted in more than one category, e.g., clients can receive services under more than one contract source, in more than one "County of Residence," or may have multiple "Other Indicators." Please see Definition page for other considerations.

Oklahoma Department of Mental Health and Substance Abuse Services
 Counts of Admitted Clients Served by Funding Source for Each Agency During FY1994
GREEN COUNTRY BEHAVIORAL HEALTH SERVICES

	Funding Source						
	Total	Mental Health	Substance Abuse	Domestic Violence	Residential Care	Medicaid	Other
Sequoyah	1	1	0	0	0	0	0
Wagoner	13	13	2	0	0	0	0
Other Indicators							
Deaf and Hearing Impaired	10	10	5	0	0	0	0
Dual Diagnosis	250	243	168	0	0	0	0
Homeless	77	74	36	0	0	0	1
SED (6-17)	184	184	23	0	0	0	2
SMI (If ever)	1,100	1,084	650	0	0	0	3

Notes: The same client may be counted in more than one category, e.g., clients can receive services under more than one contract source, in more than one "County of Residence," or may have multiple "Other Indicators." Please see Definition page for other considerations.

Oklahoma Department of Mental Health and Substance Abuse Services

Counts of Admitted Clients Served by Funding Source for Each Agency During FY1994

GRIFFIN MEMORIAL HOSPITAL

	Total	Funding Source					
		Mental Health	Substance Abuse	Domestic Violence	Residential Care	Medicaid	Other
Total							
Unduplicated Count	1,590	1,590	0	0	0	0	0
Sex							
Female	646	646	0	0	0	0	0
Male	944	944	0	0	0	0	0
Age							
05-17	3	3	0	0	0	0	0
18-20	68	68	0	0	0	0	0
21-24	167	167	0	0	0	0	0
25-34	471	471	0	0	0	0	0
35-44	479	479	0	0	0	0	0
45-54	235	235	0	0	0	0	0
55-64	111	111	0	0	0	0	0
65-74	38	38	0	0	0	0	0
75-84	17	17	0	0	0	0	0
85+	1	1	0	0	0	0	0
Race							
White	1,154	1,154	0	0	0	0	0
Black	260	260	0	0	0	0	0
Native American	124	124	0	0	0	0	0
Hispanic	33	33	0	0	0	0	0
Asian	19	19	0	0	0	0	0
Presenting Problem/Diagnosis							
Alcohol Abuse	142	142	0	0	0	0	0
Developmental Disorder	11	11	0	0	0	0	0
Mood Disorder	452	452	0	0	0	0	0
Non Alcohol/Drug Related Organic	76	76	0	0	0	0	0
Other Non-Psychotic	121	121	0	0	0	0	0
Other Psychotic	281	281	0	0	0	0	0
Personality Disorder	8	8	0	0	0	0	0
Schizophrenia	321	321	0	0	0	0	0
Social Conditions	10	10	0	0	0	0	0
Substance Related	148	148	0	0	0	0	0
Deferred/No Diagnosis	20	20	0	0	0	0	0
County of Residence							
Atoka	2	2	0	0	0	0	0
Beckham	2	2	0	0	0	0	0
Bryan	40	40	0	0	0	0	0
Caddo	12	12	0	0	0	0	0
Canadian	65	65	0	0	0	0	0
Carter	49	49	0	0	0	0	0
Cherokee	2	2	0	0	0	0	0
Cleveland	43	43	0	0	0	0	0
Coal	1	1	0	0	0	0	0
Comanche	3	3	0	0	0	0	0
Craig	3	3	0	0	0	0	0
Creek	3	3	0	0	0	0	0
Custer	5	5	0	0	0	0	0
Delaware	1	1	0	0	0	0	0
Dewey	2	2	0	0	0	0	0

Notes: The same client may be counted in more than one category, e.g., clients can receive services under more than one contract source, in more than one "County of Residence," or may have multiple "Other Indicators." Please see Definition page for other considerations.

Oklahoma Department of Mental Health and Substance Abuse Services

Counts of Admitted Clients Served by Funding Source for Each Agency During FY1994

GRIFFIN MEMORIAL HOSPITAL

	Funding Source						
	Total	Mental Health	Substance Abuse	Domestic Violence	Residential Care	Medicaid	Other
Garfield	8	8	0	0	0	0	0
Garvin	37	37	0	0	0	0	0
Grady	67	67	0	0	0	0	0
Grant	1	1	0	0	0	0	0
Harmon	1	1	0	0	0	0	0
Haskell	1	1	0	0	0	0	0
Hughes	10	10	0	0	0	0	0
Jackson	2	2	0	0	0	0	0
Jefferson	1	1	0	0	0	0	0
Johnston	9	9	0	0	0	0	0
Kay	1	1	0	0	0	0	0
Kingfisher	3	3	0	0	0	0	0
Kiowa	2	2	0	0	0	0	0
LeFlore	2	2	0	0	0	0	0
Lincoln	22	22	0	0	0	0	0
Logan	7	7	0	0	0	0	0
Love	6	6	0	0	0	0	0
Marshall	11	11	0	0	0	0	0
Mayes	1	1	0	0	0	0	0
McClain	4	4	0	0	0	0	0
Murray	18	18	0	0	0	0	0
Muskogee	9	9	0	0	0	0	0
Noble	5	5	0	0	0	0	0
Nowata	3	3	0	0	0	0	0
Okfuskee	19	19	0	0	0	0	0
Oklahoma	805	805	0	0	0	0	0
Okmulgee	3	3	0	0	0	0	0
Osage	6	6	0	0	0	0	0
Ottawa	2	2	0	0	0	0	0
Pawnee	1	1	0	0	0	0	0
Payne	10	10	0	0	0	0	0
Pittsburgh	1	1	0	0	0	0	0
Pontotoc	51	51	0	0	0	0	0
Pottawatomie	126	126	0	0	0	0	0
Pushmataha	2	2	0	0	0	0	0
Seminole	39	39	0	0	0	0	0
Sequoyah	1	1	0	0	0	0	0
Stephens	5	5	0	0	0	0	0
Texas	1	1	0	0	0	0	0
Tillman	1	1	0	0	0	0	0
Tulsa	15	15	0	0	0	0	0
Washington	3	3	0	0	0	0	0
Woods	1	1	0	0	0	0	0
Woodward	2	2	0	0	0	0	0
Out of State/Unknown	32	32	0	0	0	0	0
Other Indicators							
Deaf and Hearing Impaired	34	34	0	0	0	0	0
Dual Diagnosis	650	650	0	0	0	0	0
Homeless	220	220	0	0	0	0	0
SMI (If ever)	1,316	1,316	0	0	0	0	0

Notes: The same client may be counted in more than one category, e.g., clients can receive services under more than one contract source, in more than one "County of Residence," or may have multiple "Other Indicators." Please see Definition page for other considerations.

Oklahoma Department of Mental Health and Substance Abuse Services
Counts of Admitted Clients Served by Funding Source for Each Agency During FY1994
HELP-IN-CRISIS, INC.

	Total	Funding Source					
		Mental Health	Substance Abuse	Domestic Violence	Residential Care	Medicaid	Other
Total							
Unduplicated Count	280	0	0	280	0	0	0
Sex							
Female	201	0	0	201	0	0	0
Male	79	0	0	79	0	0	0
Age							
0-04	79	0	0	79	0	0	0
05-17	74	0	0	74	0	0	0
18-20	14	0	0	14	0	0	0
21-24	20	0	0	20	0	0	0
25-34	58	0	0	58	0	0	0
35-44	26	0	0	26	0	0	0
45-54	8	0	0	8	0	0	0
65-74	1	0	0	1	0	0	0
Race							
White	119	0	0	119	0	0	0
Black	12	0	0	12	0	0	0
Native American	130	0	0	130	0	0	0
Hispanic	19	0	0	19	0	0	0
Presenting Problem/Diagnosis							
Social Conditions	280	0	0	280	0	0	0
County of Residence							
Adair	49	0	0	49	0	0	0
Cherokee	141	0	0	141	0	0	0
Delaware	2	0	0	2	0	0	0
Hughes	2	0	0	2	0	0	0
LeFlore	4	0	0	4	0	0	0
Mayes	8	0	0	8	0	0	0
Muskogee	10	0	0	10	0	0	0
Oklahoma	7	0	0	7	0	0	0
Sequoyah	11	0	0	11	0	0	0
Tillman	1	0	0	1	0	0	0
Tulsa	16	0	0	16	0	0	0
Wagoner	7	0	0	7	0	0	0
Out of State/Unknown	22	0	0	22	0	0	0
Other Indicators							
Deaf and Hearing Impaired	2	0	0	2	0	0	0
Homeless	6	0	0	6	0	0	0
SMI (If ever)	22	0	0	22	0	0	0

Notes: The same client may be counted in more than one category, e.g., clients can receive services under more than one contract source, in more than one "County of Residence," or may have multiple "Other Indicators." Please see Definition page for other considerations.

Oklahoma Department of Mental Health and Substance Abuse Services
Counts of Admitted Clients Served by Funding Source for Each Agency During FY1994
HIGH CEDAR RESIDENTIAL CARE

		Funding Source						
		Total	Mental Health	Substance Abuse	Domestic Violence	Residential Care	Medicaid	Other
Total	Unduplicated Count	20	0	0	0	20	0	0
Sex	Female	7	0	0	0	7	0	0
	Male	13	0	0	0	13	0	0
Age	21-24	1	0	0	0	1	0	0
	25-34	5	0	0	0	5	0	0
	35-44	7	0	0	0	7	0	0
	45-54	3	0	0	0	3	0	0
	55-64	3	0	0	0	3	0	0
	75-84	1	0	0	0	1	0	0
Race	White	18	0	0	0	18	0	0
	Black	1	0	0	0	1	0	0
	Native American	1	0	0	0	1	0	0
Presenting Problem/Diagnosis	Alcohol Abuse	1	0	0	0	1	0	0
	Mood Disorder	1	0	0	0	1	0	0
	Other Psychotic	4	0	0	0	4	0	0
	Social Conditions	14	0	0	0	14	0	0
County of Residence	Cleveland	5	0	0	0	5	0	0
	Noble	13	0	0	0	13	0	0
	Oklahoma	1	0	0	0	1	0	0
	Out of State/Unknown	1	0	0	0	1	0	0
Other Indicators	SMI (If ever)	18	0	0	0	18	0	0

Notes: The same client may be counted in more than one category, e.g., clients can receive services under more than one contract source, in more than one "County of Residence," or may have multiple "Other Indicators." Please see Definition page for other considerations.

Oklahoma Department of Mental Health and Substance Abuse Services

Counts of Admitted Clients Served by Funding Source for Each Agency During FY1994

HIV RESOURCE CONSORTIUM

	Total	Funding Source					
		Mental Health	Substance Abuse	Domestic Violence	Residential Care	Medicaid	Other
Total							
Unduplicated Count	187	0	187	0	0	0	0
Sex							
Female	18	0	18	0	0	0	0
Male	169	0	169	0	0	0	0
Age							
21-24	8	0	8	0	0	0	0
25-34	95	0	95	0	0	0	0
35-44	65	0	65	0	0	0	0
45-54	14	0	14	0	0	0	0
55-64	5	0	5	0	0	0	0
Race							
White	144	0	144	0	0	0	0
Black	26	0	26	0	0	0	0
Native American	13	0	13	0	0	0	0
Hispanic	4	0	4	0	0	0	0
Presenting Problem/Diagnosis							
Alcohol Abuse	2	0	2	0	0	0	0
Developmental Disorder	1	0	1	0	0	0	0
Mood Disorder	15	0	15	0	0	0	0
Other Non-Psychotic	2	0	2	0	0	0	0
Social Conditions	56	0	56	0	0	0	0
Deferred/No Diagnosis	111	0	111	0	0	0	0
County of Residence							
Adair	2	0	2	0	0	0	0
Creek	3	0	3	0	0	0	0
Delaware	2	0	2	0	0	0	0
Lincoln	1	0	1	0	0	0	0
Muskogee	3	0	3	0	0	0	0
Nowata	1	0	1	0	0	0	0
Okmulgee	2	0	2	0	0	0	0
Payne	1	0	1	0	0	0	0
Pittsburgh	1	0	1	0	0	0	0
Rogers	7	0	7	0	0	0	0
Tulsa	161	0	161	0	0	0	0
Wagoner	1	0	1	0	0	0	0
Washington	1	0	1	0	0	0	0
Out of State/Unknown	1	0	1	0	0	0	0
Other Indicators							
Dual Diagnosis	3	0	3	0	0	0	0
Homeless	14	0	14	0	0	0	0
SMI (If ever)	21	0	21	0	0	0	0

Notes: The same client may be counted in more than one category, e.g., clients can receive services under more than one contract source, in more than one "County of Residence," or may have multiple "Other Indicators." Please see Definition page for other considerations.

Oklahoma Department of Mental Health and Substance Abuse Services

Counts of Admitted Clients Served by Funding Source for Each Agency During FY1994

HOMINY HEALTH SRVCS CTR INC.

	Total	Funding Source					
		Mental Health	Substance Abuse	Domestic Violence	Residential Care	Medicaid	Other
Total							
Unduplicated Count	161	70	111	0	0	0	0
Sex							
Female	111	48	76	0	0	0	0
Male	50	22	35	0	0	0	0
Age							
05-17	37	14	28	0	0	0	0
18-20	12	5	9	0	0	0	0
21-24	9	5	5	0	0	0	0
25-34	33	14	23	0	0	0	0
35-44	39	16	27	0	0	0	0
45-54	15	8	10	0	0	0	0
55-64	8	3	6	0	0	0	0
65-74	7	5	2	0	0	0	0
85+	1	0	1	0	0	0	0
Race							
White	124	56	83	0	0	0	0
Black	6	4	4	0	0	0	0
Native American	30	10	23	0	0	0	0
Hispanic	1	0	1	0	0	0	0
Presenting Problem/Diagnosis							
Alcohol Abuse	56	10	53	0	0	0	0
Developmental Disorder	2	2	0	0	0	0	0
Mood Disorder	14	13	2	0	0	0	0
Other Non-Psychotic	19	16	7	0	0	0	0
Personality Disorder	11	5	7	0	0	0	0
Schizophrenia	5	5	1	0	0	0	0
Social Conditions	32	16	20	0	0	0	0
Substance Related	21	2	21	0	0	0	0
Deferred/No Diagnosis	1	1	0	0	0	0	0
County of Residence							
Osage	108	44	79	0	0	0	0
Pawnee	50	25	30	0	0	0	0
Tulsa	1	0	1	0	0	0	0
Washington	1	1	0	0	0	0	0
Out of State/Unknown	1	0	1	0	0	0	0
Other Indicators							
Deaf and Hearing Impaired	1	1	0	0	0	0	0
Dual Diagnosis	16	5	16	0	0	0	0
Homeless	5	1	4	0	0	0	0
SED (6-17)	1	1	0	0	0	0	0
SMI (If ever)	32	17	18	0	0	0	0

Notes: The same client may be counted in more than one category, e.g., clients can receive services under more than one contract source, in more than one "County of Residence," or may have multiple "Other Indicators." Please see Definition page for other considerations.

Oklahoma Department of Mental Health and Substance Abuse Services

Counts of Admitted Clients Served by Funding Source for Each Agency During FY1994

HOPE COMMUNITY SERVICES, INC.

	Total	Funding Source					
		Mental Health	Substance Abuse	Domestic Violence	Residential Care	Medicaid	Other
Total							
Unduplicated Count	1,028	352	815	0	0	0	0
Sex							
Female	604	160	511	0	0	0	0
Male	424	192	304	0	0	0	0
Age							
05-17	246	246	38	0	0	0	0
18-20	16	4	14	0	0	0	0
21-24	40	9	39	0	0	0	0
25-34	143	29	141	0	0	0	0
35-44	210	35	210	0	0	0	0
45-54	161	18	161	0	0	0	0
55-64	125	8	125	0	0	0	0
65-74	70	3	70	0	0	0	0
75-84	15	0	15	0	0	0	0
85+	2	0	2	0	0	0	0
Race							
White	874	290	705	0	0	0	0
Black	91	38	62	0	0	0	0
Native American	30	13	24	0	0	0	0
Hispanic	25	9	16	0	0	0	0
Asian	8	2	8	0	0	0	0
Presenting Problem/Diagnosis							
Alcohol Abuse	8	1	8	0	0	0	0
Developmental Disorder	73	71	12	0	0	0	0
Mood Disorder	391	147	300	0	0	0	0
Non Alcohol/Drug Related Organic	33	6	32	0	0	0	0
Other Non-Psychotic	62	26	45	0	0	0	0
Other Psychotic	58	8	56	0	0	0	0
Personality Disorder	2	1	2	0	0	0	0
Schizophrenia	263	42	258	0	0	0	0
Social Conditions	30	25	11	0	0	0	0
Substance Related	7	5	2	0	0	0	0
Deferred/No Diagnosis	101	20	89	0	0	0	0
County of Residence							
Creek	1	0	1	0	0	0	0
Custer	1	0	1	0	0	0	0
Oklahoma	1,026	352	813	0	0	0	0
Other Indicators							
Deaf and Hearing Impaired	8	2	8	0	0	0	0
Dual Diagnosis	203	55	182	0	0	0	0
Homeless	28	13	28	0	0	0	0
SED (6-17)	173	173	22	0	0	0	0
SMI (If ever)	767	115	755	0	0	0	0

Notes: The same client may be counted in more than one category, e.g., clients can receive services under more than one contract source, in more than one "County of Residence," or may have multiple "Other Indicators." Please see Definition page for other considerations.

Oklahoma Department of Mental Health and Substance Abuse Services

Counts of Admitted Clients Served by Funding Source for Each Agency During FY1994

HOUSE OF HOPE, INC.

	Total	Funding Source					
		Mental Health	Substance Abuse	Domestic Violence	Residential Care	Medicaid	Other
Total							
Unduplicated Count	167	0	167	0	0	0	0
Sex							
Male	167	0	167	0	0	0	0
Age							
18-20	3	0	3	0	0	0	0
21-24	27	0	27	0	0	0	0
25-34	72	0	72	0	0	0	0
35-44	47	0	47	0	0	0	0
45-54	14	0	14	0	0	0	0
55-64	4	0	4	0	0	0	0
Race							
White	111	0	111	0	0	0	0
Black	17	0	17	0	0	0	0
Native American	35	0	35	0	0	0	0
Hispanic	4	0	4	0	0	0	0
Presenting Problem/Diagnosis							
Alcohol Abuse	131	0	131	0	0	0	0
Substance Related	36	0	36	0	0	0	0
County of Residence							
Adair	2	0	2	0	0	0	0
Atoka	1	0	1	0	0	0	0
Carter	1	0	1	0	0	0	0
Cherokee	1	0	1	0	0	0	0
Cleveland	1	0	1	0	0	0	0
Craig	8	0	8	0	0	0	0
Creek	9	0	9	0	0	0	0
Delaware	16	0	16	0	0	0	0
Dewey	1	0	1	0	0	0	0
Kay	1	0	1	0	0	0	0
LeFlore	1	0	1	0	0	0	0
Mayes	2	0	2	0	0	0	0
McCurtain	1	0	1	0	0	0	0
Muskogee	5	0	5	0	0	0	0
Nowata	3	0	3	0	0	0	0
Oklahoma	2	0	2	0	0	0	0
Osage	5	0	5	0	0	0	0
Ottawa	16	0	16	0	0	0	0
Rogers	6	0	6	0	0	0	0
Seminole	1	0	1	0	0	0	0
Tulsa	40	0	40	0	0	0	0
Wagoner	2	0	2	0	0	0	0
Washington	14	0	14	0	0	0	0
Out of State/Unknown	28	0	28	0	0	0	0
Other Indicators							
Homeless	8	0	8	0	0	0	0
SMI (If ever)	14	0	14	0	0	0	0

Notes: The same client may be counted in more than one category, e.g., clients can receive services under more than one contract source, in more than one "County of Residence," or may have multiple "Other Indicators." Please see Definition page for other considerations.

Oklahoma Department of Mental Health and Substance Abuse Services
Counts of Admitted Clients Served by Funding Source for Each Agency During FY1994
INDIAN HEALTH CARE RESOURCE CENTER

	Total	Funding Source					
		Mental Health	Substance Abuse	Domestic Violence	Residential Care	Medicaid	Other
Total							
Unduplicated Count	131	0	131	0	0	0	0
Sex							
Female	67	0	67	0	0	0	0
Male	64	0	64	0	0	0	0
Age							
05-17	1	0	1	0	0	0	0
18-20	2	0	2	0	0	0	0
21-24	15	0	15	0	0	0	0
25-34	51	0	51	0	0	0	0
35-44	49	0	49	0	0	0	0
45-54	8	0	8	0	0	0	0
55-64	5	0	5	0	0	0	0
Race							
White	32	0	32	0	0	0	0
Black	8	0	8	0	0	0	0
Native American	84	0	84	0	0	0	0
Hispanic	6	0	6	0	0	0	0
Asian	1	0	1	0	0	0	0
Presenting Problem/Diagnosis							
Alcohol Abuse	38	0	38	0	0	0	0
Social Conditions	1	0	1	0	0	0	0
Substance Related	90	0	90	0	0	0	0
Deferred/No Diagnosis	2	0	2	0	0	0	0
County of Residence							
Tulsa	131	0	131	0	0	0	0
Other Indicators							
Dual Diagnosis	1	0	1	0	0	0	0
Homeless	3	0	3	0	0	0	0
SMI (If ever)	20	0	20	0	0	0	0

Notes: The same client may be counted in more than one category, e.g., clients can receive services under more than one contract source, in more than one "County of Residence," or may have multiple "Other Indicators." Please see Definition page for other considerations.

Oklahoma Department of Mental Health and Substance Abuse Services

Counts of Admitted Clients Served by Funding Source for Each Agency During FY1994

JIM TALIAFERRO CMHC

	Total	Funding Source					
		Mental Health	Substance Abuse	Domestic Violence	Residential Care	Medicaid	Other
Total							
Unduplicated Count	2,194	2,089	333	0	0	0	47
Sex							
Female	1,222	1,182	141	0	0	0	23
Male	971	906	192	0	0	0	24
Age							
0-04	46	46	0	0	0	0	0
05-17	270	270	0	0	0	0	2
18-20	80	74	15	0	0	0	1
21-24	163	149	35	0	0	0	1
25-34	561	514	125	0	0	0	12
35-44	507	479	107	0	0	0	21
45-54	309	302	37	0	0	0	10
55-64	137	136	3	0	0	0	0
65-74	86	85	8	0	0	0	0
75-84	30	29	3	0	0	0	0
85+	5	5	0	0	0	0	0
Race							
White	1,585	1,519	226	0	0	0	29
Black	372	349	65	0	0	0	13
Native American	118	107	31	0	0	0	2
Hispanic	91	87	9	0	0	0	1
Asian	28	27	2	0	0	0	2
Presenting Problem/Diagnosis							
Alcohol Abuse	150	106	105	0	0	0	1
Developmental Disorder	90	90	0	0	0	0	1
Mood Disorder	591	575	54	0	0	0	6
Non Alcohol/Drug Related Organic	35	35	6	0	0	0	0
Other Non-Psychotic	484	479	24	0	0	0	4
Other Psychotic	194	194	24	0	0	0	12
Personality Disorder	15	15	0	0	0	0	1
Schizophrenia	323	323	24	0	0	0	17
Social Conditions	39	39	0	0	0	0	0
Substance Related	90	75	48	0	0	0	1
Deferred/No Diagnosis	183	158	48	0	0	0	4
County of Residence							
Adair	1	1	0	0	0	0	0
Caddo	161	154	26	0	0	0	0
Canadian	65	65	0	0	0	0	0
Carter	1	1	1	0	0	0	0
Cherokee	2	2	0	0	0	0	0
Cleveland	1	1	0	0	0	0	0
Coal	2	2	1	0	0	0	0
Comanche	1,226	1,157	212	0	0	0	42
Cotton	34	31	5	0	0	0	0
Dewey	1	1	0	0	0	0	0
Garvin	2	2	0	0	0	0	0
Grady	7	7	2	0	0	0	0
Greer	4	4	0	0	0	0	0

Notes: The same client may be counted in more than one category, e.g., clients can receive services under more than one contract source, in more than one "County of Residence," or may have multiple "Other Indicators." Please see Definition page for other considerations.

Oklahoma Department of Mental Health and Substance Abuse Services
Counts of Admitted Clients Served by Funding Source for Each Agency During FY1994
JIM TALIAFERRO CMHC

	Funding Source						
	Total	Mental Health	Substance Abuse	Domestic Violence	Residential Care	Medicaid	Other
Harmon	24	24	2	0	0	0	0
Harper	1	1	0	0	0	0	0
Jackson	248	241	25	0	0	0	2
Jefferson	21	20	5	0	0	0	0
Kiowa	16	13	4	0	0	0	1
Logan	2	2	0	0	0	0	0
Major	1	1	0	0	0	0	0
Oklahoma	19	18	1	0	0	0	0
Pittsburgh	2	2	0	0	0	0	0
Pottawatomie	1	1	1	0	0	0	0
Pushmataha	1	1	0	0	0	0	0
Stephens	262	253	34	0	0	0	1
Tillman	74	70	12	0	0	0	0
Tulsa	2	2	0	0	0	0	0
Wagoner	2	2	0	0	0	0	0
Woodward	3	3	0	0	0	0	0
Out of State/Unknown	8	7	2	0	0	0	1
Other Indicators							
Deaf and Hearing Impaired	20	20	2	0	0	0	0
Dual Diagnosis	412	361	170	0	0	0	7
Homeless	81	78	19	0	0	0	2
SED (6-17)	127	127	0	0	0	0	2
SMI (If ever)	688	672	97	0	0	0	36

Notes: The same client may be counted in more than one category, e.g., clients can receive services under more than one contract source, in more than one "County of Residence," or may have multiple "Other Indicators." Please see Definition page for other considerations.

Oklahoma Department of Mental Health and Substance Abuse Services

Counts of Admitted Clients Served by Funding Source for Each Agency During FY1994

KIAMICHI COUNCIL ON ALCOHOLISM

	Total	Funding Source					
		Mental Health	Substance Abuse	Domestic Violence	Residential Care	Medicaid	Other
Total							
Unduplicated Count	381	0	381	0	0	0	0
Sex							
Female	132	0	132	0	0	0	0
Male	249	0	249	0	0	0	0
Age							
05-17	45	0	45	0	0	0	0
18-20	13	0	13	0	0	0	0
21-24	59	0	59	0	0	0	0
25-34	130	0	130	0	0	0	0
35-44	92	0	92	0	0	0	0
45-54	38	0	38	0	0	0	0
55-64	2	0	2	0	0	0	0
65-74	1	0	1	0	0	0	0
75-84	1	0	1	0	0	0	0
Race							
White	279	0	279	0	0	0	0
Black	44	0	44	0	0	0	0
Native American	54	0	54	0	0	0	0
Hispanic	4	0	4	0	0	0	0
Presenting Problem/Diagnosis							
Alcohol Abuse	162	0	162	0	0	0	0
Other Non-Psychotic	3	0	3	0	0	0	0
Social Conditions	46	0	46	0	0	0	0
Substance Related	170	0	170	0	0	0	0
County of Residence							
Adair	1	0	1	0	0	0	0
Alfalfa	1	0	1	0	0	0	0
Atoka	11	0	11	0	0	0	0
Bryan	4	0	4	0	0	0	0
Choctaw	91	0	91	0	0	0	0
Coal	1	0	1	0	0	0	0
Garfield	1	0	1	0	0	0	0
Garvin	2	0	2	0	0	0	0
Logan	1	0	1	0	0	0	0
McCurtain	199	0	199	0	0	0	0
McIntosh	1	0	1	0	0	0	0
Pushmataha	64	0	64	0	0	0	0
Washington	1	0	1	0	0	0	0
Out of State/Unknown	3	0	3	0	0	0	0
Other Indicators							
Deaf and Hearing Impaired	2	0	2	0	0	0	0
Dual Diagnosis	21	0	21	0	0	0	0
Homeless	7	0	7	0	0	0	0
SMI (If ever)	24	0	24	0	0	0	0

Notes: The same client may be counted in more than one category, e.g., clients can receive services under more than one contract source, in more than one "County of Residence," or may have multiple "Other Indicators." Please see Definition page for other considerations.

Oklahoma Department of Mental Health and Substance Abuse Services

Counts of Admitted Clients Served by Funding Source for Each Agency During FY1994

LAKE FRANCIS RETIREMENT CENTER

	Total	Funding Source					
		Mental Health	Substance Abuse	Domestic Violence	Residential Care	Medicaid	Other
Total							
Unduplicated Count	31	0	0	0	31	0	0
Sex							
Female	13	0	0	0	13	0	0
Male	18	0	0	0	18	0	0
Age							
21-24	1	0	0	0	1	0	0
25-34	5	0	0	0	5	0	0
35-44	5	0	0	0	5	0	0
45-54	5	0	0	0	5	0	0
55-64	6	0	0	0	6	0	0
65-74	6	0	0	0	6	0	0
75-84	3	0	0	0	3	0	0
Race							
White	19	0	0	0	19	0	0
Black	1	0	0	0	1	0	0
Native American	11	0	0	0	11	0	0
Presenting Problem/Diagnosis							
Developmental Disorder	1	0	0	0	1	0	0
Mood Disorder	1	0	0	0	1	0	0
Other Psychotic	16	0	0	0	16	0	0
Social Conditions	3	0	0	0	3	0	0
Deferred/No Diagnosis	10	0	0	0	10	0	0
County of Residence							
Adair	31	0	0	0	31	0	0
Other Indicators							
Dual Diagnosis	4	0	0	0	4	0	0
Homeless	1	0	0	0	1	0	0
SMI (If ever)	29	0	0	0	29	0	0

Notes: The same client may be counted in more than one category, e.g., clients can receive services under more than one contract source, in more than one "County of Residence," or may have multiple "Other Indicators." Please see Definition page for other considerations.

Oklahoma Department of Mental Health and Substance Abuse Services

Counts of Admitted Clients Served by Funding Source for Each Agency During FY1994

LAKEVIEW LODGING

	Total	Funding Source					
		Mental Health	Substance Abuse	Domestic Violence	Residential Care	Medicaid	Other
Total							
Unduplicated Count	89	0	0	0	89	0	0
Sex							
Female	43	0	0	0	43	0	0
Male	46	0	0	0	46	0	0
Age							
21-24	1	0	0	0	1	0	0
25-34	12	0	0	0	12	0	0
35-44	17	0	0	0	17	0	0
45-54	19	0	0	0	19	0	0
55-64	21	0	0	0	21	0	0
65-74	12	0	0	0	12	0	0
75-84	4	0	0	0	4	0	0
85+	3	0	0	0	3	0	0
Race							
White	73	0	0	0	73	0	0
Black	9	0	0	0	9	0	0
Native American	5	0	0	0	5	0	0
Hispanic	2	0	0	0	2	0	0
Presenting Problem/Diagnosis							
Alcohol Abuse	2	0	0	0	2	0	0
Other Psychotic	1	0	0	0	1	0	0
Social Conditions	84	0	0	0	84	0	0
Deferred/No Diagnosis	2	0	0	0	2	0	0
County of Residence							
Beckham	1	0	0	0	1	0	0
Bryan	1	0	0	0	1	0	0
Canadian	82	0	0	0	82	0	0
Oklahoma	2	0	0	0	2	0	0
Woodward	1	0	0	0	1	0	0
Out of State/Unknown	2	0	0	0	2	0	0
Other Indicators							
Deaf and Hearing Impaired	2	0	0	0	2	0	0
Dual Diagnosis	1	0	0	0	1	0	0
Homeless	1	0	0	0	1	0	0
SMI (If ever)	88	0	0	0	88	0	0

Notes: The same client may be counted in more than one category, e.g., clients can receive services under more than one contract source, in more than one "County of Residence," or may have multiple "Other Indicators." Please see Definition page for other considerations.

Oklahoma Department of Mental Health and Substance Abuse Services
Counts of Admitted Clients Served by Funding Source for Each Agency During FY1994
LEFLORE COUNTY YOUTH & FAMILY SERVICES, INC.

		Funding Source						
		Total	Mental Health	Substance Abuse	Domestic Violence	Residential Care	Medicaid	Other
Total	Unduplicated Count	266	0	266	0	0	0	0
Sex	Female	110	0	110	0	0	0	0
	Male	156	0	156	0	0	0	0
Age	05-17	247	0	247	0	0	0	0
	18-20	19	0	19	0	0	0	0
Race	White	230	0	230	0	0	0	0
	Black	16	0	16	0	0	0	0
	Native American	12	0	12	0	0	0	0
	Hispanic	7	0	7	0	0	0	0
	Asian	1	0	1	0	0	0	0
Presenting Problem/Diagnosis	Social Conditions	1	0	1	0	0	0	0
	Substance Related	265	0	265	0	0	0	0
County of Residence	Atoka	5	0	5	0	0	0	0
	Coal	6	0	6	0	0	0	0
	Johnston	7	0	7	0	0	0	0
	Latimer	3	0	3	0	0	0	0
	LeFlore	24	0	24	0	0	0	0
	Murray	3	0	3	0	0	0	0
	Muskogee	1	0	1	0	0	0	0
	Payne	2	0	2	0	0	0	0
	Pittsburgh	31	0	31	0	0	0	0
	Pontotoc	2	0	2	0	0	0	0
	Tulsa	63	0	63	0	0	0	0
	Out of State/Unknown	119	0	119	0	0	0	0
Other Indicators	Deaf and Hearing Impaired	2	0	2	0	0	0	0
	Homeless	1	0	1	0	0	0	0
	SMI (If ever)	10	0	10	0	0	0	0

Notes: The same client may be counted in more than one category, e.g., clients can receive services under more than one contract source, in more than one "County of Residence," or may have multiple "Other Indicators." Please see Definition page for other considerations.

Oklahoma Department of Mental Health and Substance Abuse Services
Counts of Admitted Clients Served by Funding Source for Each Agency During FY1994
LEXINGTON ROOM & BOARD

		Funding Source						
		Total	Mental Health	Substance Abuse	Domestic Violence	Residential Care	Medicaid	Other
Total	Unduplicated Count	69	0	0	0	69	0	0
Sex	Female	24	0	0	0	24	0	0
	Male	45	0	0	0	45	0	0
Age	25-34	16	0	0	0	16	0	0
	35-44	17	0	0	0	17	0	0
	45-54	17	0	0	0	17	0	0
	55-64	11	0	0	0	11	0	0
	65-74	6	0	0	0	6	0	0
	75-84	2	0	0	0	2	0	0
Race	White	62	0	0	0	62	0	0
	Black	2	0	0	0	2	0	0
	Native American	5	0	0	0	5	0	0
Presenting Problem/Diagnosis	Developmental Disorder	9	0	0	0	9	0	0
	Mood Disorder	7	0	0	0	7	0	0
	Other Non-Psychotic	1	0	0	0	1	0	0
	Other Psychotic	36	0	0	0	36	0	0
	Social Conditions	16	0	0	0	16	0	0
County of Residence	Cleveland	61	0	0	0	61	0	0
	McClain	1	0	0	0	1	0	0
	Oklahoma	2	0	0	0	2	0	0
	Woodward	5	0	0	0	5	0	0
Other Indicators	Homeless	1	0	0	0	1	0	0
	SMI (If ever)	62	0	0	0	62	0	0

Notes: The same client may be counted in more than one category, e.g., clients can receive services under more than one contract source, in more than one "County of Residence," or may have multiple "Other Indicators." Please see Definition page for other considerations.

Oklahoma Department of Mental Health and Substance Abuse Services

Counts of Admitted Clients Served by Funding Source for Each Agency During FY1994

LIFE IMPROVEMENT CENTER

	Total	Funding Source					
		Mental Health	Substance Abuse	Domestic Violence	Residential Care	Medicaid	Other
Total							
Unduplicated Count	468	0	468	0	0	0	0
Sex							
Female	192	0	192	0	0	0	0
Male	276	0	276	0	0	0	0
Age							
18-20	1	0	1	0	0	0	0
21-24	4	0	4	0	0	0	0
25-34	113	0	113	0	0	0	0
35-44	289	0	289	0	0	0	0
45-54	52	0	52	0	0	0	0
55-64	5	0	5	0	0	0	0
65-74	3	0	3	0	0	0	0
75-84	1	0	1	0	0	0	0
Race							
White	433	0	433	0	0	0	0
Black	10	0	10	0	0	0	0
Native American	17	0	17	0	0	0	0
Hispanic	8	0	8	0	0	0	0
Presenting Problem/Diagnosis							
Social Conditions	1	0	1	0	0	0	0
Substance Related	466	0	466	0	0	0	0
Deferred/No Diagnosis	1	0	1	0	0	0	0
County of Residence							
Atoka	1	0	1	0	0	0	0
Caddo	1	0	1	0	0	0	0
Canadian	5	0	5	0	0	0	0
Carter	1	0	1	0	0	0	0
Cherokee	3	0	3	0	0	0	0
Choctaw	1	0	1	0	0	0	0
Cleveland	34	0	34	0	0	0	0
Comanche	1	0	1	0	0	0	0
Creek	2	0	2	0	0	0	0
Grady	1	0	1	0	0	0	0
Lincoln	1	0	1	0	0	0	0
Mayes	8	0	8	0	0	0	0
McClain	2	0	2	0	0	0	0
Murray	1	0	1	0	0	0	0
Muskogee	6	0	6	0	0	0	0
Oklahoma	219	0	219	0	0	0	0
Okmulgee	1	0	1	0	0	0	0
Osage	2	0	2	0	0	0	0
Ottawa	1	0	1	0	0	0	0
Pawnee	4	0	4	0	0	0	0
Payne	1	0	1	0	0	0	0
Pontotoc	1	0	1	0	0	0	0
Pottawatomie	1	0	1	0	0	0	0
Rogers	4	0	4	0	0	0	0
Stephens	1	0	1	0	0	0	0
Tulsa	154	0	154	0	0	0	0

Notes: The same client may be counted in more than one category, e.g., clients can receive services under more than one contract source, in more than one "County of Residence," or may have multiple "Other Indicators." Please see Definition page for other considerations.

Oklahoma Department of Mental Health and Substance Abuse Services
Counts of Admitted Clients Served by Funding Source for Each Agency During FY1994
LIFE IMPROVEMENT CENTER

	Funding Source						
	Total	Mental Health	Substance Abuse	Domestic Violence	Residential Care	Medicaid	Other
Wagoner	7	0	7	0	0	0	0
Washington	1	0	1	0	0	0	0
Woodward	2	0	2	0	0	0	0
Out of State/Unknown	1	0	1	0	0	0	0
Other Indicators							
Deaf and Hearing Impaired	1	0	1	0	0	0	0
Dual Diagnosis	3	0	3	0	0	0	0
Homeless	4	0	4	0	0	0	0
SMI (If ever)	66	0	66	0	0	0	0

Notes: The same client may be counted in more than one category, e.g., clients can receive services under more than one contract source, in more than one "County of Residence," or may have multiple "Other Indicators." Please see Definition page for other considerations.

Oklahoma Department of Mental Health and Substance Abuse Services

Counts of Admitted Clients Served by Funding Source for Each Agency During FY1994

LOGAN COUNTY YOUTH AND FAMILY SERVICES INC.

	Total	Funding Source					
		Mental Health	Substance Abuse	Domestic Violence	Residential Care	Medicaid	Other
Total							
Unduplicated Count	134	0	134	0	0	0	0
Sex							
Female	66	0	66	0	0	0	0
Male	68	0	68	0	0	0	0
Age							
05-17	45	0	45	0	0	0	0
18-20	10	0	10	0	0	0	0
21-24	9	0	9	0	0	0	0
25-34	31	0	31	0	0	0	0
35-44	23	0	23	0	0	0	0
45-54	13	0	13	0	0	0	0
55-64	1	0	1	0	0	0	0
65-74	1	0	1	0	0	0	0
75-84	1	0	1	0	0	0	0
Race							
White	119	0	119	0	0	0	0
Black	8	0	8	0	0	0	0
Native American	3	0	3	0	0	0	0
Hispanic	4	0	4	0	0	0	0
Presenting Problem/Diagnosis							
Alcohol Abuse	49	0	49	0	0	0	0
Mood Disorder	4	0	4	0	0	0	0
Other Non-Psychotic	1	0	1	0	0	0	0
Social Conditions	61	0	61	0	0	0	0
Substance Related	19	0	19	0	0	0	0
County of Residence							
Kay	1	0	1	0	0	0	0
Kingfisher	3	0	3	0	0	0	0
Logan	123	0	123	0	0	0	0
Love	1	0	1	0	0	0	0
Oklahoma	5	0	5	0	0	0	0
Payne	1	0	1	0	0	0	0
Other Indicators							
Dual Diagnosis	9	0	9	0	0	0	0
Homeless	1	0	1	0	0	0	0
SMI (If ever)	12	0	12	0	0	0	0

Notes: The same client may be counted in more than one category, e.g., clients can receive services under more than one contract source, in more than one "County of Residence," or may have multiple "Other Indicators." Please see Definition page for other considerations.

Oklahoma Department of Mental Health and Substance Abuse Services

Counts of Admitted Clients Served by Funding Source for Each Agency During FY1994

MENTAL HEALTH SERVICES OF SOUTHERN OKLAHOMA

	Total	Funding Source					Other
		Mental Health	Substance Abuse	Domestic Violence	Residential Care	Medicaid	
Total							
Unduplicated Count	4,190	3,034	1,950	0	0	0	148
Sex							
Female	2,357	1,701	1,066	0	0	0	87
Male	1,833	1,333	884	0	0	0	61
Age							
0-04	74	72	0	0	0	0	3
05-17	703	689	8	0	0	0	49
18-20	153	123	46	0	0	0	9
21-24	279	246	107	0	0	0	6
25-34	931	700	454	0	0	0	34
35-44	945	611	554	0	0	0	38
45-54	580	353	389	0	0	0	8
55-64	311	151	235	0	0	0	1
65-74	136	56	105	0	0	0	0
75-84	64	26	43	0	0	0	0
85+	14	7	9	0	0	0	0
Race							
White	3,539	2,556	1,641	0	0	0	116
Black	250	163	142	0	0	0	6
Native American	331	265	140	0	0	0	23
Hispanic	61	45	22	0	0	0	3
Asian	9	5	5	0	0	0	0
Presenting Problem/Diagnosis							
Alcohol Abuse	306	257	194	0	0	0	15
Developmental Disorder	214	200	17	0	0	0	15
Mood Disorder	1,347	934	723	0	0	0	21
Non Alcohol/Drug Related Organic	109	46	85	0	0	0	0
Other Non-Psychotic	773	645	208	0	0	0	25
Other Psychotic	201	117	145	0	0	0	0
Personality Disorder	61	36	43	0	0	0	2
Schizophrenia	430	143	400	0	0	0	0
Social Conditions	572	505	33	0	0	0	61
Substance Related	141	121	92	0	0	0	4
Deferred/No Diagnosis	36	30	10	0	0	0	5
County of Residence							
Adair	3	3	0	0	0	0	0
Atoka	6	5	2	0	0	0	2
Beckham	4	3	3	0	0	0	0
Blaine	3	3	3	0	0	0	0
Bryan	749	611	306	0	0	0	17
Canadian	1	0	1	0	0	0	0
Carter	828	569	359	0	0	0	82
Cherokee	1	0	1	0	0	0	0
Choctaw	8	4	6	0	0	0	0
Cimarron	1	0	1	0	0	0	0
Cleveland	5	5	3	0	0	0	0
Coal	14	7	3	0	0	0	7
Comanche	2	1	2	0	0	0	0
Creek	2	1	2	0	0	0	0

Notes: The same client may be counted in more than one category, e.g., clients can receive services under more than one contract source, in more than one "County of Residence," or may have multiple "Other Indicators." Please see Definition page for other considerations.

Oklahoma Department of Mental Health and Substance Abuse Services

Counts of Admitted Clients Served by Funding Source for Each Agency During FY1994

MENTAL HEALTH SERVICES OF SOUTHERN OKLAHOMA

	Funding Source						
	Total	Mental Health	Substance Abuse	Domestic Violence	Residential Care	Medicaid	Other
Custer	1	0	1	0	0	0	0
Garvin	462	321	233	0	0	0	2
Grady	4	2	4	0	0	0	0
Grant	1	1	0	0	0	0	0
Hughes	12	9	5	0	0	0	0
Jefferson	6	6	4	0	0	0	0
Johnston	202	181	68	0	0	0	1
Kingfisher	1	1	0	0	0	0	0
LeFlore	1	1	0	0	0	0	0
Lincoln	5	3	3	0	0	0	0
Logan	1	1	1	0	0	0	0
Love	128	98	46	0	0	0	2
Marshall	215	189	58	0	0	0	5
McClain	5	4	3	0	0	0	0
McCurtain	2	2	2	0	0	0	0
Murray	322	227	136	0	0	0	5
Okfuskee	1	1	0	0	0	0	0
Oklahoma	12	11	9	0	0	0	0
Okmulgee	1	0	1	0	0	0	0
Ottawa	1	1	0	0	0	0	0
Pontotoc	635	435	323	0	0	0	25
Pottawatomie	14	6	10	0	0	0	0
Pushmataha	3	1	3	0	0	0	0
Seminole	487	286	320	0	0	0	0
Sequoyah	1	0	1	0	0	0	0
Stephens	14	13	13	0	0	0	0
Wagoner	1	1	1	0	0	0	0
Washington	1	1	0	0	0	0	0
Woods	2	2	0	0	0	0	0
Out of State/Unknown	22	18	13	0	0	0	0
Other Indicators							
Deaf and Hearing Impaired	26	16	17	0	0	0	0
Dual Diagnosis	606	442	375	0	0	0	8
Homeless	117	85	78	0	0	0	0
SED (6-17)	131	131	4	0	0	0	9
SMI (If ever)	2,057	1,011	1,688	0	0	0	13

Notes: The same client may be counted in more than one category, e.g., clients can receive services under more than one contract source, in more than one "County of Residence," or may have multiple "Other Indicators." Please see Definition page for other considerations.

Oklahoma Department of Mental Health and Substance Abuse Services
Counts of Admitted Clients Served by Funding Source for Each Agency During FY1994
METRO TULSA SUBSTANCE ABUSE SERVICES

	Total	Funding Source					
		Mental Health	Substance Abuse	Domestic Violence	Residential Care	Medicaid	Other
Total							
Unduplicated Count	1,326	0	1,326	0	0	0	0
Sex							
Female	337	0	337	0	0	0	0
Male	989	0	989	0	0	0	0
Age							
05-17	1	0	1	0	0	0	0
18-20	40	0	40	0	0	0	0
21-24	145	0	145	0	0	0	0
25-34	548	0	548	0	0	0	0
35-44	445	0	445	0	0	0	0
45-54	111	0	111	0	0	0	0
55-64	34	0	34	0	0	0	0
65-74	2	0	2	0	0	0	0
Race							
White	646	0	646	0	0	0	0
Black	531	0	531	0	0	0	0
Native American	130	0	130	0	0	0	0
Hispanic	14	0	14	0	0	0	0
Asian	5	0	5	0	0	0	0
Presenting Problem/Diagnosis							
Alcohol Abuse	610	0	610	0	0	0	0
Mood Disorder	1	0	1	0	0	0	0
Other Psychotic	1	0	1	0	0	0	0
Social Conditions	7	0	7	0	0	0	0
Substance Related	700	0	700	0	0	0	0
Deferred/No Diagnosis	7	0	7	0	0	0	0
County of Residence							
Adair	1	0	1	0	0	0	0
Bryan	1	0	1	0	0	0	0
Canadian	1	0	1	0	0	0	0
Carter	1	0	1	0	0	0	0
Cherokee	8	0	8	0	0	0	0
Choctaw	2	0	2	0	0	0	0
Craig	2	0	2	0	0	0	0
Creek	35	0	35	0	0	0	0
Delaware	5	0	5	0	0	0	0
Haskell	1	0	1	0	0	0	0
Kay	2	0	2	0	0	0	0
Kingfisher	1	0	1	0	0	0	0
Latimer	1	0	1	0	0	0	0
LeFlore	4	0	4	0	0	0	0
Lincoln	5	0	5	0	0	0	0
Mayes	12	0	12	0	0	0	0
McCurtain	3	0	3	0	0	0	0
McIntosh	7	0	7	0	0	0	0
Muskogee	38	0	38	0	0	0	0
Nowata	5	0	5	0	0	0	0
Okfuskee	3	0	3	0	0	0	0
Oklahoma	5	0	5	0	0	0	0

Notes: The same client may be counted in more than one category, e.g., clients can receive services under more than one contract source, in more than one "County of Residence," or may have multiple "Other Indicators." Please see Definition page for other considerations.

Oklahoma Department of Mental Health and Substance Abuse Services
Counts of Admitted Clients Served by Funding Source for Each Agency During FY1994
METRO TULSA SUBSTANCE ABUSE SERVICES

	Total	Funding Source					Other
		Mental Health	Substance Abuse	Domestic Violence	Residential Care	Medicaid	
Okmulgee	26	0	26	0	0	0	0
Osage	12	0	12	0	0	0	0
Ottawa	13	0	13	0	0	0	0
Pawnee	5	0	5	0	0	0	0
Payne	3	0	3	0	0	0	0
Pittsburgh	6	0	6	0	0	0	0
Pottawatomie	1	0	1	0	0	0	0
Rogers	19	0	19	0	0	0	0
Seminole	2	0	2	0	0	0	0
Sequoyah	8	0	8	0	0	0	0
Stephens	3	0	3	0	0	0	0
Tulsa	1,050	0	1,050	0	0	0	0
Wagoner	19	0	19	0	0	0	0
Washington	14	0	14	0	0	0	0
Out of State/Unknown	2	0	2	0	0	0	0
Other Indicators							
Deaf and Hearing Impaired	2	0	2	0	0	0	0
Dual Diagnosis	2	0	2	0	0	0	0
Homeless	228	0	228	0	0	0	0
SMI (If ever)	254	0	254	0	0	0	0

Notes: The same client may be counted in more than one category, e.g., clients can receive services under more than one contract source, in more than one "County of Residence," or may have multiple "Other Indicators." Please see Definition page for other considerations.

Oklahoma Department of Mental Health and Substance Abuse Services
Counts of Admitted Clients Served by Funding Source for Each Agency During FY1994
MILLER COZY HOME, INC.

	Total	Funding Source					
		Mental Health	Substance Abuse	Domestic Violence	Residential Care	Medicaid	Other
Total							
Unduplicated Count	59	0	0	0	59	0	0
Sex							
Female	38	0	0	0	38	0	0
Male	21	0	0	0	21	0	0
Age							
18-20	1	0	0	0	1	0	0
25-34	2	0	0	0	2	0	0
35-44	10	0	0	0	10	0	0
45-54	14	0	0	0	14	0	0
55-64	12	0	0	0	12	0	0
65-74	14	0	0	0	14	0	0
75-84	6	0	0	0	6	0	0
Race							
White	42	0	0	0	42	0	0
Black	10	0	0	0	10	0	0
Native American	7	0	0	0	7	0	0
Presenting Problem/Diagnosis							
Mood Disorder	4	0	0	0	4	0	0
Other Non-Psychotic	2	0	0	0	2	0	0
Other Psychotic	6	0	0	0	6	0	0
Social Conditions	33	0	0	0	33	0	0
Deferred/No Diagnosis	14	0	0	0	14	0	0
County of Residence							
Craig	58	0	0	0	58	0	0
Pawnee	1	0	0	0	1	0	0
Other Indicators							
Deaf and Hearing Impaired	1	0	0	0	1	0	0
Homeless	2	0	0	0	2	0	0
SMI (If ever)	58	0	0	0	58	0	0

Notes: The same client may be counted in more than one category, e.g., clients can receive services under more than one contract source, in more than one "County of Residence," or may have multiple "Other Indicators." Please see Definition page for other considerations.

Oklahoma Department of Mental Health and Substance Abuse Services

Counts of Admitted Clients Served by Funding Source for Each Agency During FY1994

MONARCH, INC.

	Total	Funding Source					
		Mental Health	Substance Abuse	Domestic Violence	Residential Care	Medicaid	Other
Total							
Unduplicated Count	322	0	322	0	0	0	0
Sex							
Female	293	0	293	0	0	0	0
Male	29	0	29	0	0	0	0
Age							
0-04	14	0	14	0	0	0	0
05-17	1	0	1	0	0	0	0
18-20	20	0	20	0	0	0	0
21-24	41	0	41	0	0	0	0
25-34	150	0	150	0	0	0	0
35-44	77	0	77	0	0	0	0
45-54	15	0	15	0	0	0	0
55-64	4	0	4	0	0	0	0
Race							
White	176	0	176	0	0	0	0
Black	69	0	69	0	0	0	0
Native American	67	0	67	0	0	0	0
Hispanic	10	0	10	0	0	0	0
Presenting Problem/Diagnosis							
Alcohol Abuse	133	0	133	0	0	0	0
Social Conditions	22	0	22	0	0	0	0
Substance Related	166	0	166	0	0	0	0
Deferred/No Diagnosis	1	0	1	0	0	0	0
County of Residence							
Atoka	3	0	3	0	0	0	0
Beckham	1	0	1	0	0	0	0
Blaine	2	0	2	0	0	0	0
Canadian	2	0	2	0	0	0	0
Carter	2	0	2	0	0	0	0
Cherokee	11	0	11	0	0	0	0
Choctaw	6	0	6	0	0	0	0
Cleveland	3	0	3	0	0	0	0
Comanche	1	0	1	0	0	0	0
Craig	1	0	1	0	0	0	0
Creek	3	0	3	0	0	0	0
Custer	2	0	2	0	0	0	0
Delaware	3	0	3	0	0	0	0
Garfield	3	0	3	0	0	0	0
Garvin	1	0	1	0	0	0	0
Grady	2	0	2	0	0	0	0
Grant	1	0	1	0	0	0	0
Haskell	1	0	1	0	0	0	0
Hughes	1	0	1	0	0	0	0
Jackson	2	0	2	0	0	0	0
Johnston	1	0	1	0	0	0	0
Kay	1	0	1	0	0	0	0
Latimer	1	0	1	0	0	0	0
LeFlore	6	0	6	0	0	0	0
Lincoln	1	0	1	0	0	0	0

Notes: The same client may be counted in more than one category, e.g., clients can receive services under more than one contract source, in more than one "County of Residence," or may have multiple "Other Indicators." Please see Definition page for other considerations.

Oklahoma Department of Mental Health and Substance Abuse Services
Counts of Admitted Clients Served by Funding Source for Each Agency During FY1994
MONARCH, INC.

	Funding Source						
	Total	Mental Health	Substance Abuse	Domestic Violence	Residential Care	Medicaid	Other
Logan	1	0	1	0	0	0	0
Mayes	6	0	6	0	0	0	0
McCurtain	7	0	7	0	0	0	0
McIntosh	10	0	10	0	0	0	0
Muskogee	69	0	69	0	0	0	0
Nowata	1	0	1	0	0	0	0
Okfuskee	1	0	1	0	0	0	0
Oklahoma	28	0	28	0	0	0	0
Okmulgee	4	0	4	0	0	0	0
Osage	3	0	3	0	0	0	0
Pawnee	2	0	2	0	0	0	0
Payne	4	0	4	0	0	0	0
Pittsburgh	3	0	3	0	0	0	0
Pottawatomie	3	0	3	0	0	0	0
Pushmataha	2	0	2	0	0	0	0
Rogers	6	0	6	0	0	0	0
Seminole	2	0	2	0	0	0	0
Sequoyah	4	0	4	0	0	0	0
Stephens	2	0	2	0	0	0	0
Tulsa	54	0	54	0	0	0	0
Wagoner	15	0	15	0	0	0	0
Washington	20	0	20	0	0	0	0
Woodward	3	0	3	0	0	0	0
Out of State/Unknown	11	0	11	0	0	0	0
Other Indicators							
Deaf and Hearing Impaired	1	0	1	0	0	0	0
Dual Diagnosis	13	0	13	0	0	0	0
Homeless	39	0	39	0	0	0	0
SMI (If ever)	89	0	89	0	0	0	0

Notes: The same client may be counted in more than one category, e.g., clients can receive services under more than one contract source, in more than one "County of Residence," or may have multiple "Other Indicators." Please see Definition page for other considerations.

Oklahoma Department of Mental Health and Substance Abuse Services

Counts of Admitted Clients Served by Funding Source for Each Agency During FY1994

MOORE ALCOHOL AND DRUG CENTER

		Funding Source						
		Total	Mental Health	Substance Abuse	Domestic Violence	Residential Care	Medicaid	Other
Total	Unduplicated Count	301	0	301	0	0	0	0
Sex	Female	172	0	172	0	0	0	0
	Male	129	0	129	0	0	0	0
Age	0-04	1	0	1	0	0	0	0
	05-17	116	0	116	0	0	0	0
	18-20	17	0	17	0	0	0	0
	21-24	39	0	39	0	0	0	0
	25-34	50	0	50	0	0	0	0
	35-44	53	0	53	0	0	0	0
	45-54	20	0	20	0	0	0	0
	55-64	4	0	4	0	0	0	0
	65-74	1	0	1	0	0	0	0
Race	White	275	0	275	0	0	0	0
	Black	6	0	6	0	0	0	0
	Native American	9	0	9	0	0	0	0
	Hispanic	8	0	8	0	0	0	0
	Asian	3	0	3	0	0	0	0
Presenting Problem/Diagnosis	Alcohol Abuse	64	0	64	0	0	0	0
	Mood Disorder	5	0	5	0	0	0	0
	Social Conditions	180	0	180	0	0	0	0
	Substance Related	51	0	51	0	0	0	0
	Deferred/No Diagnosis	1	0	1	0	0	0	0
County of Residence	Cleveland	223	0	223	0	0	0	0
	Coal	1	0	1	0	0	0	0
	Grady	1	0	1	0	0	0	0
	McClain	3	0	3	0	0	0	0
	Oklahoma	73	0	73	0	0	0	0
Other Indicators	Deaf and Hearing Impaired	1	0	1	0	0	0	0
	Dual Diagnosis	22	0	22	0	0	0	0
	Homeless	3	0	3	0	0	0	0
	SMI (If ever)	24	0	24	0	0	0	0

Notes: The same client may be counted in more than one category, e.g., clients can receive services under more than one contract source, in more than one "County of Residence," or may have multiple "Other Indicators." Please see Definition page for other considerations.

Oklahoma Department of Mental Health and Substance Abuse Services
Counts of Admitted Clients Served by Funding Source for Each Agency During FY1994
MUSKOGEE CO COUNCIL YTH SV

		Funding Source						
		Total	Mental Health	Substance Abuse	Domestic Violence	Residential Care	Medicaid	Other
Total	Unduplicated Count	55	0	55	0	0	0	0
Sex	Female	24	0	24	0	0	0	0
	Male	31	0	31	0	0	0	0
Age	05-17	43	0	43	0	0	0	0
	18-20	6	0	6	0	0	0	0
	21-24	2	0	2	0	0	0	0
	35-44	4	0	4	0	0	0	0
Race	White	34	0	34	0	0	0	0
	Black	7	0	7	0	0	0	0
	Native American	12	0	12	0	0	0	0
	Hispanic	1	0	1	0	0	0	0
	Asian	1	0	1	0	0	0	0
Presenting Problem/Diagnosis	Alcohol Abuse	26	0	26	0	0	0	0
	Social Conditions	11	0	11	0	0	0	0
	Substance Related	18	0	18	0	0	0	0
County of Residence	Cherokee	1	0	1	0	0	0	0
	LeFlore	1	0	1	0	0	0	0
	McIntosh	3	0	3	0	0	0	0
	Muskogee	41	0	41	0	0	0	0
	Okmulgee	1	0	1	0	0	0	0
	Tulsa	1	0	1	0	0	0	0
	Wagoner	6	0	6	0	0	0	0
	Washington	1	0	1	0	0	0	0
Other Indicators	Deaf and Hearing Impaired	2	0	2	0	0	0	0
	Homeless	1	0	1	0	0	0	0
	SED (6-17)	1	0	1	0	0	0	0
	SMI (If ever)	9	0	9	0	0	0	0

Notes: The same client may be counted in more than one category, e.g., clients can receive services under more than one contract source, in more than one "County of Residence," or may have multiple "Other Indicators." Please see Definition page for other considerations.

Oklahoma Department of Mental Health and Substance Abuse Services

Counts of Admitted Clients Served by Funding Source for Each Agency During FY1994

N.E. OK COUNCIL ON ALCOHOLISM

	Total	Funding Source					
		Mental Health	Substance Abuse	Domestic Violence	Residential Care	Medicaid	Other
Total							
Unduplicated Count	273	0	273	0	0	0	0
Sex							
Female	84	0	84	0	0	0	0
Male	189	0	189	0	0	0	0
Age							
0-04	11	0	11	0	0	0	0
05-17	80	0	80	0	0	0	0
18-20	13	0	13	0	0	0	0
21-24	28	0	28	0	0	0	0
25-34	65	0	65	0	0	0	0
35-44	56	0	56	0	0	0	0
45-54	14	0	14	0	0	0	0
55-64	4	0	4	0	0	0	0
65-74	2	0	2	0	0	0	0
Race							
White	201	0	201	0	0	0	0
Black	16	0	16	0	0	0	0
Native American	45	0	45	0	0	0	0
Hispanic	11	0	11	0	0	0	0
Presenting Problem/Diagnosis							
Alcohol Abuse	95	0	95	0	0	0	0
Developmental Disorder	1	0	1	0	0	0	0
Mood Disorder	27	0	27	0	0	0	0
Other Non-Psychotic	6	0	6	0	0	0	0
Other Psychotic	2	0	2	0	0	0	0
Social Conditions	86	0	86	0	0	0	0
Substance Related	50	0	50	0	0	0	0
Deferred/No Diagnosis	6	0	6	0	0	0	0
County of Residence							
Atoka	1	0	1	0	0	0	0
Cherokee	2	0	2	0	0	0	0
Choctaw	2	0	2	0	0	0	0
Craig	10	0	10	0	0	0	0
Creek	4	0	4	0	0	0	0
Custer	1	0	1	0	0	0	0
Delaware	22	0	22	0	0	0	0
Grady	1	0	1	0	0	0	0
Harmon	1	0	1	0	0	0	0
Haskell	2	0	2	0	0	0	0
Kingfisher	1	0	1	0	0	0	0
LeFlore	1	0	1	0	0	0	0
Mayes	1	0	1	0	0	0	0
McCurtain	1	0	1	0	0	0	0
Muskogee	3	0	3	0	0	0	0
Nowata	1	0	1	0	0	0	0
Oklahoma	3	0	3	0	0	0	0
Okmulgee	1	0	1	0	0	0	0
Osage	2	0	2	0	0	0	0
Ottawa	141	0	141	0	0	0	0

Notes: The same client may be counted in more than one category, e.g., clients can receive services under more than one contract source, in more than one "County of Residence," or may have multiple "Other Indicators." Please see Definition page for other considerations.

Oklahoma Department of Mental Health and Substance Abuse Services
Counts of Admitted Clients Served by Funding Source for Each Agency During FY1994
N.E. OK COUNCIL ON ALCOHOLISM

	Total	Funding Source					
		Mental Health	Substance Abuse	Domestic Violence	Residential Care	Medicaid	Other
Payne	4	0	4	0	0	0	0
Pittsburgh	2	0	2	0	0	0	0
Pontotoc	2	0	2	0	0	0	0
Rogers	13	0	13	0	0	0	0
Stephens	1	0	1	0	0	0	0
Tulsa	31	0	31	0	0	0	0
Wagoner	1	0	1	0	0	0	0
Washington	8	0	8	0	0	0	0
Out of State/Unknown	10	0	10	0	0	0	0
Other Indicators							
Dual Diagnosis	9	0	9	0	0	0	0
Homeless	18	0	18	0	0	0	0
SED (6-17)	22	0	22	0	0	0	0
SMI (If ever)	40	0	40	0	0	0	0

Notes: The same client may be counted in more than one category, e.g., clients can receive services under more than one contract source, in more than one "County of Residence," or may have multiple "Other Indicators." Please see Definition page for other considerations.

Oklahoma Department of Mental Health and Substance Abuse Services

Counts of Admitted Clients Served by Funding Source for Each Agency During FY1994

N.W. DOMESTIC CRISIS SERVICES

	Total	Funding Source					
		Mental Health	Substance Abuse	Domestic Violence	Residential Care	Medicaid	Other
Total							
Unduplicated Count	207	0	0	207	0	0	0
Sex							
Female	149	0	0	149	0	0	0
Male	58	0	0	58	0	0	0
Age							
0-04	35	0	0	35	0	0	0
05-17	52	0	0	52	0	0	0
18-20	4	0	0	4	0	0	0
21-24	23	0	0	23	0	0	0
25-34	46	0	0	46	0	0	0
35-44	35	0	0	35	0	0	0
45-54	9	0	0	9	0	0	0
55-64	2	0	0	2	0	0	0
65-74	1	0	0	1	0	0	0
Race							
White	164	0	0	164	0	0	0
Black	1	0	0	1	0	0	0
Native American	16	0	0	16	0	0	0
Hispanic	26	0	0	26	0	0	0
Presenting Problem/Diagnosis							
Social Conditions	207	0	0	207	0	0	0
County of Residence							
Blaine	1	0	0	1	0	0	0
Dewey	9	0	0	9	0	0	0
Ellis	10	0	0	10	0	0	0
Harper	3	0	0	3	0	0	0
Major	3	0	0	3	0	0	0
Payne	1	0	0	1	0	0	0
Texas	31	0	0	31	0	0	0
Tulsa	1	0	0	1	0	0	0
Woods	2	0	0	2	0	0	0
Woodward	142	0	0	142	0	0	0
Out of State/Unknown	4	0	0	4	0	0	0
Other Indicators							
Homeless	12	0	0	12	0	0	0
SED (6-17)	1	0	0	1	0	0	0
SMI (If ever)	22	0	0	22	0	0	0

Notes: The same client may be counted in more than one category, e.g., clients can receive services under more than one contract source, in more than one "County of Residence," or may have multiple "Other Indicators." Please see Definition page for other considerations.

Oklahoma Department of Mental Health and Substance Abuse Services
Counts of Admitted Clients Served by Funding Source for Each Agency During FY1994
N.W. FAMILY SERVICES, INC.

	Total	Funding Source					
		Mental Health	Substance Abuse	Domestic Violence	Residential Care	Medicaid	Other
Total							
Unduplicated Count	53	0	53	0	0	0	0
Sex							
Female	19	0	19	0	0	0	0
Male	34	0	34	0	0	0	0
Age							
05-17	2	0	2	0	0	0	0
18-20	3	0	3	0	0	0	0
21-24	8	0	8	0	0	0	0
25-34	26	0	26	0	0	0	0
35-44	8	0	8	0	0	0	0
45-54	5	0	5	0	0	0	0
55-64	1	0	1	0	0	0	0
Race							
White	48	0	48	0	0	0	0
Black	1	0	1	0	0	0	0
Native American	1	0	1	0	0	0	0
Hispanic	3	0	3	0	0	0	0
Presenting Problem/Diagnosis							
Alcohol Abuse	17	0	17	0	0	0	0
Social Conditions	3	0	3	0	0	0	0
Substance Related	33	0	33	0	0	0	0
County of Residence							
Alfalfa	21	0	21	0	0	0	0
Greer	1	0	1	0	0	0	0
Texas	2	0	2	0	0	0	0
Woods	24	0	24	0	0	0	0
Out of State/Unknown	5	0	5	0	0	0	0
Other Indicators							
Homeless	3	0	3	0	0	0	0
SMI (If ever)	10	0	10	0	0	0	0

Notes: The same client may be counted in more than one category, e.g., clients can receive services under more than one contract source, in more than one "County of Residence," or may have multiple "Other Indicators." Please see Definition page for other considerations.

Oklahoma Department of Mental Health and Substance Abuse Services

Counts of Admitted Clients Served by Funding Source for Each Agency During FY1994

NAIC CENTER OF OKLAHOMA ALCOHOL & DRUG SERVICES, INC.

	Total	Funding Source					Other
		Mental Health	Substance Abuse	Domestic Violence	Residential Care	Medicaid	
Total							
Unduplicated Count	724	1	569	0	0	0	157
Sex							
Female	253	0	253	0	0	0	1
Male	471	1	316	0	0	0	156
Age							
05-17	104	0	103	0	0	0	1
18-20	47	0	43	0	0	0	4
21-24	84	0	63	0	0	0	21
25-34	196	1	139	0	0	0	59
35-44	199	0	147	0	0	0	52
45-54	80	0	62	0	0	0	18
55-64	13	0	11	0	0	0	2
65-74	1	0	1	0	0	0	0
Race							
White	558	1	465	0	0	0	95
Black	66	0	26	0	0	0	40
Native American	66	0	55	0	0	0	11
Hispanic	30	0	20	0	0	0	10
Asian	4	0	3	0	0	0	1
Presenting Problem/Diagnosis							
Alcohol Abuse	246	0	202	0	0	0	44
Social Conditions	118	0	118	0	0	0	0
Substance Related	360	1	249	0	0	0	113
County of Residence							
Canadian	1	0	1	0	0	0	0
Cleveland	639	1	488	0	0	0	153
Cotton	1	0	1	0	0	0	0
Creek	1	0	1	0	0	0	0
Garvin	3	0	2	0	0	0	1
Grady	4	0	4	0	0	0	0
McClain	44	0	42	0	0	0	2
Muskogee	1	0	1	0	0	0	0
Oklahoma	28	0	27	0	0	0	1
Payne	1	0	1	0	0	0	0
Pontotoc	1	0	1	0	0	0	0
Other Indicators							
Deaf and Hearing Impaired	1	0	0	0	0	0	1
Dual Diagnosis	4	0	4	0	0	0	0
Homeless	19	0	18	0	0	0	1
SMI (If ever)	76	0	67	0	0	0	9

Notes: The same client may be counted in more than one category, e.g., clients can receive services under more than one contract source, in more than one "County of Residence," or may have multiple "Other Indicators." Please see Definition page for other considerations.

Oklahoma Department of Mental Health and Substance Abuse Services
Counts of Admitted Clients Served by Funding Source for Each Agency During FY1994
NATIVE AMERICAN CENTER OF RECOVERY

		Funding Source						
		Total	Mental Health	Substance Abuse	Domestic Violence	Residential Care	Medicaid	Other
Total	Unduplicated Count	31	0	30	0	0	0	3
Sex	Female	29	0	29	0	0	0	1
	Male	2	0	1	0	0	0	2
Age	05-17	1	0	1	0	0	0	0
	18-20	4	0	4	0	0	0	0
	21-24	4	0	4	0	0	0	0
	25-34	10	0	10	0	0	0	2
	35-44	10	0	9	0	0	0	1
	45-54	1	0	1	0	0	0	0
	55-64	1	0	1	0	0	0	0
Race	Native American	31	0	30	0	0	0	3
Presenting Problem/Diagnosis	Alcohol Abuse	12	0	11	0	0	0	2
	Social Conditions	8	0	8	0	0	0	1
	Substance Related	11	0	11	0	0	0	0
County of Residence	Oklahoma	1	0	1	0	0	0	0
	Pottawatomie	29	0	28	0	0	0	3
	Seminole	1	0	1	0	0	0	0
Other Indicators	SMI (If ever)	3	0	3	0	0	0	0

Notes: The same client may be counted in more than one category, e.g., clients can receive services under more than one contract source, in more than one "County of Residence," or may have multiple "Other Indicators." Please see Definition page for other considerations.

Oklahoma Department of Mental Health and Substance Abuse Services

Counts of Admitted Clients Served by Funding Source for Each Agency During FY1994

NEW DIRECTIONS, INC.

	Total	Funding Source					
		Mental Health	Substance Abuse	Domestic Violence	Residential Care	Medicaid	Other
Total							
Unduplicated Count	607	0	0	607	0	0	0
Sex							
Female	466	0	0	466	0	0	0
Male	141	0	0	141	0	0	0
Age							
0-04	156	0	0	156	0	0	0
05-17	141	0	0	141	0	0	0
18-20	40	0	0	40	0	0	0
21-24	46	0	0	46	0	0	0
25-34	125	0	0	125	0	0	0
35-44	64	0	0	64	0	0	0
45-54	30	0	0	30	0	0	0
55-64	5	0	0	5	0	0	0
Race							
White	312	0	0	312	0	0	0
Black	198	0	0	198	0	0	0
Native American	52	0	0	52	0	0	0
Hispanic	39	0	0	39	0	0	0
Asian	6	0	0	6	0	0	0
Presenting Problem/Diagnosis							
Social Conditions	604	0	0	604	0	0	0
Deferred/No Diagnosis	3	0	0	3	0	0	0
County of Residence							
Beckham	1	0	0	1	0	0	0
Caddo	18	0	0	18	0	0	0
Canadian	1	0	0	1	0	0	0
Carter	4	0	0	4	0	0	0
Cleveland	3	0	0	3	0	0	0
Comanche	468	0	0	468	0	0	0
Cotton	4	0	0	4	0	0	0
Grady	17	0	0	17	0	0	0
Jackson	8	0	0	8	0	0	0
Kiowa	3	0	0	3	0	0	0
LeFlore	2	0	0	2	0	0	0
McClain	1	0	0	1	0	0	0
Rogers	1	0	0	1	0	0	0
Sequoyah	1	0	0	1	0	0	0
Stephens	36	0	0	36	0	0	0
Texas	1	0	0	1	0	0	0
Tillman	2	0	0	2	0	0	0
Out of State/Unknown	36	0	0	36	0	0	0
Other Indicators							
Deaf and Hearing Impaired	1	0	0	1	0	0	0
Homeless	132	0	0	132	0	0	0
SMI (If ever)	28	0	0	28	0	0	0

Notes: The same client may be counted in more than one category, e.g., clients can receive services under more than one contract source, in more than one "County of Residence," or may have multiple "Other Indicators." Please see Definition page for other considerations.

Oklahoma Department of Mental Health and Substance Abuse Services

Counts of Admitted Clients Served by Funding Source for Each Agency During FY1994

NEW HOPE OF MANGUM

		Funding Source						
		Total	Mental Health	Substance Abuse	Domestic Violence	Residential Care	Medicaid	Other
Total	Unduplicated Count	314	1	314	0	0	0	0
Sex	Female	91	1	91	0	0	0	0
	Male	223	0	223	0	0	0	0
Age	05-17	1	0	1	0	0	0	0
	18-20	10	0	10	0	0	0	0
	21-24	39	1	39	0	0	0	0
	25-34	134	0	134	0	0	0	0
	35-44	95	0	95	0	0	0	0
	45-54	23	0	23	0	0	0	0
	55-64	10	0	10	0	0	0	0
	65-74	2	0	2	0	0	0	0
Race	White	203	1	203	0	0	0	0
	Black	66	0	66	0	0	0	0
	Native American	30	0	30	0	0	0	0
	Hispanic	13	0	13	0	0	0	0
	Asian	2	0	2	0	0	0	0
Presenting Problem/Diagnosis	Alcohol Abuse	210	0	210	0	0	0	0
	Social Conditions	3	0	3	0	0	0	0
	Substance Related	101	1	101	0	0	0	0
County of Residence	Beckham	16	0	16	0	0	0	0
	Blaine	1	1	1	0	0	0	0
	Bryan	1	0	1	0	0	0	0
	Caddo	14	0	14	0	0	0	0
	Carter	4	0	4	0	0	0	0
	Choctaw	1	0	1	0	0	0	0
	Cleveland	3	0	3	0	0	0	0
	Comanche	41	0	41	0	0	0	0
	Cotton	1	0	1	0	0	0	0
	Custer	2	0	2	0	0	0	0
	Delaware	1	0	1	0	0	0	0
	Garvin	1	0	1	0	0	0	0
	Grady	5	0	5	0	0	0	0
	Greer	11	0	11	0	0	0	0
	Harmon	2	0	2	0	0	0	0
	Jackson	55	0	55	0	0	0	0
	Jefferson	2	0	2	0	0	0	0
	Johnston	2	0	2	0	0	0	0
	Kay	1	0	1	0	0	0	0
	Kiowa	11	0	11	0	0	0	0
	Love	3	0	3	0	0	0	0
	McClain	2	0	2	0	0	0	0
	McCurtain	1	0	1	0	0	0	0
	Murray	1	0	1	0	0	0	0
	Muskogee	6	0	6	0	0	0	0

Notes: The same client may be counted in more than one category, e.g., clients can receive services under more than one contract source, in more than one "County of Residence," or may have multiple "Other Indicators." Please see Definition page for other considerations.

Oklahoma Department of Mental Health and Substance Abuse Services
Counts of Admitted Clients Served by Funding Source for Each Agency During FY1994
NEW HOPE OF MANGUM

	Total	Funding Source					
		Mental Health	Substance Abuse	Domestic Violence	Residential Care	Medicaid	Other
Oklahoma	51	0	51	0	0	0	0
Osage	1	0	1	0	0	0	0
Pontotoc	1	0	1	0	0	0	0
Pottawatomie	3	0	3	0	0	0	0
Seminole	3	0	3	0	0	0	0
Stephens	34	0	34	0	0	0	0
Texas	1	0	1	0	0	0	0
Tillman	2	0	2	0	0	0	0
Tulsa	15	0	15	0	0	0	0
Wagoner	3	0	3	0	0	0	0
Washington	2	0	2	0	0	0	0
Washita	1	0	1	0	0	0	0
Out of State/Unknown	9	0	9	0	0	0	0
Other Indicators							
Deaf and Hearing Impaired	1	0	1	0	0	0	0
Dual Diagnosis	6	0	6	0	0	0	0
Homeless	41	0	41	0	0	0	0
SMI (If ever)	47	0	47	0	0	0	0

Notes: The same client may be counted in more than one category, e.g., clients can receive services under more than one contract source, in more than one "County of Residence," or may have multiple "Other Indicators." Please see Definition page for other considerations.

Oklahoma Department of Mental Health and Substance Abuse Services

Counts of Admitted Clients Served by Funding Source for Each Agency During FY1994

NORMAN ALCOHOL AND DRUG TREATMENT CENTER

	Total	Funding Source					
		Mental Health	Substance Abuse	Domestic Violence	Residential Care	Medicaid	Other
Total							
Unduplicated Count	1,339	0	1,339	0	0	0	0
Sex							
Female	297	0	297	0	0	0	0
Male	1,042	0	1,042	0	0	0	0
Age							
05-17	1	0	1	0	0	0	0
18-20	31	0	31	0	0	0	0
21-24	106	0	106	0	0	0	0
25-34	491	0	491	0	0	0	0
35-44	472	0	472	0	0	0	0
45-54	175	0	175	0	0	0	0
55-64	54	0	54	0	0	0	0
65-74	8	0	8	0	0	0	0
75-84	1	0	1	0	0	0	0
Race							
White	888	0	888	0	0	0	0
Black	204	0	204	0	0	0	0
Native American	234	0	234	0	0	0	0
Hispanic	11	0	11	0	0	0	0
Asian	2	0	2	0	0	0	0
Presenting Problem/Diagnosis							
Alcohol Abuse	521	0	521	0	0	0	0
Substance Related	818	0	818	0	0	0	0
County of Residence							
Alfalfa	2	0	2	0	0	0	0
Atoka	3	0	3	0	0	0	0
Beckham	7	0	7	0	0	0	0
Blaine	5	0	5	0	0	0	0
Bryan	12	0	12	0	0	0	0
Caddo	22	0	22	0	0	0	0
Canadian	13	0	13	0	0	0	0
Carter	43	0	43	0	0	0	0
Cherokee	9	0	9	0	0	0	0
Choctaw	8	0	8	0	0	0	0
Cleveland	189	0	189	0	0	0	0
Coal	2	0	2	0	0	0	0
Comanche	18	0	18	0	0	0	0
Cotton	1	0	1	0	0	0	0
Craig	2	0	2	0	0	0	0
Creek	10	0	10	0	0	0	0
Custer	10	0	10	0	0	0	0
Dewey	1	0	1	0	0	0	0
Garfield	7	0	7	0	0	0	0
Garvin	22	0	22	0	0	0	0
Grady	32	0	32	0	0	0	0
Grant	1	0	1	0	0	0	0
Greer	1	0	1	0	0	0	0
Harmon	3	0	3	0	0	0	0
Haskell	1	0	1	0	0	0	0

Notes: The same client may be counted in more than one category, e.g., clients can receive services under more than one contract source, in more than one "County of Residence," or may have multiple "Other Indicators." Please see Definition page for other considerations.

Oklahoma Department of Mental Health and Substance Abuse Services

Counts of Admitted Clients Served by Funding Source for Each Agency During FY1994

NORMAN ALCOHOL AND DRUG TREATMENT CENTER

	Total	Funding Source					Other
		Mental Health	Substance Abuse	Domestic Violence	Residential Care	Medicaid	
Hughes	14	0	14	0	0	0	0
Jackson	7	0	7	0	0	0	0
Jefferson	3	0	3	0	0	0	0
Kay	16	0	16	0	0	0	0
Kingfisher	2	0	2	0	0	0	0
Kiowa	4	0	4	0	0	0	0
Latimer	1	0	1	0	0	0	0
LeFlore	1	0	1	0	0	0	0
Lincoln	6	0	6	0	0	0	0
Logan	9	0	9	0	0	0	0
Love	1	0	1	0	0	0	0
Major	1	0	1	0	0	0	0
Marshall	4	0	4	0	0	0	0
Mayes	3	0	3	0	0	0	0
McClain	20	0	20	0	0	0	0
McCurtain	6	0	6	0	0	0	0
Murray	9	0	9	0	0	0	0
Muskogee	16	0	16	0	0	0	0
Noble	1	0	1	0	0	0	0
Okfuskee	4	0	4	0	0	0	0
Oklahoma	441	0	441	0	0	0	0
Okmulgee	5	0	5	0	0	0	0
Osage	9	0	9	0	0	0	0
Ottawa	4	0	4	0	0	0	0
Pawnee	2	0	2	0	0	0	0
Payne	13	0	13	0	0	0	0
Pittsburgh	12	0	12	0	0	0	0
Pontotoc	27	0	27	0	0	0	0
Pottawatomie	46	0	46	0	0	0	0
Pushmataha	3	0	3	0	0	0	0
Rogers	6	0	6	0	0	0	0
Seminole	21	0	21	0	0	0	0
Sequoyah	1	0	1	0	0	0	0
Stephens	20	0	20	0	0	0	0
Texas	1	0	1	0	0	0	0
Tillman	5	0	5	0	0	0	0
Tulsa	118	0	118	0	0	0	0
Wagoner	9	0	9	0	0	0	0
Washington	15	0	15	0	0	0	0
Woods	2	0	2	0	0	0	0
Woodward	7	0	7	0	0	0	0
Out of State/Unknown	20	0	20	0	0	0	0
Other Indicators							
Deaf and Hearing Impaired	23	0	23	0	0	0	0
Dual Diagnosis	99	0	99	0	0	0	0
Homeless	224	0	224	0	0	0	0
SMI (If ever)	502	0	502	0	0	0	0

Notes: The same client may be counted in more than one category, e.g., clients can receive services under more than one contract source, in more than one "County of Residence," or may have multiple "Other Indicators." Please see Definition page for other considerations.

Oklahoma Department of Mental Health and Substance Abuse Services

Counts of Admitted Clients Served by Funding Source for Each Agency During FY1994

NORTH CARE CENTER

	Total	Funding Source					
		Mental Health	Substance Abuse	Domestic Violence	Residential Care	Medicaid	Other
Total							
Unduplicated Count	1,436	1,328	761	0	0	0	0
Sex							
Female	886	828	460	0	0	0	0
Male	550	500	301	0	0	0	0
Age							
0-04	25	25	5	0	0	0	0
05-17	230	230	14	0	0	0	0
18-20	28	25	14	0	0	0	0
21-24	98	86	49	0	0	0	0
25-34	359	328	207	0	0	0	0
35-44	360	322	236	0	0	0	0
45-54	157	146	115	0	0	0	0
55-64	82	73	59	0	0	0	0
65-74	38	36	28	0	0	0	0
75-84	31	29	17	0	0	0	0
85+	28	28	17	0	0	0	0
Race							
White	1,049	969	562	0	0	0	0
Black	292	273	151	0	0	0	0
Native American	40	34	18	0	0	0	0
Hispanic	46	44	24	0	0	0	0
Asian	9	8	6	0	0	0	0
Presenting Problem/Diagnosis							
Alcohol Abuse	36	23	32	0	0	0	0
Developmental Disorder	71	70	9	0	0	0	0
Mood Disorder	516	471	306	0	0	0	0
Non Alcohol/Drug Related Organic	54	52	38	0	0	0	0
Other Non-Psychotic	333	320	118	0	0	0	0
Other Psychotic	75	63	64	0	0	0	0
Personality Disorder	17	17	11	0	0	0	0
Schizophrenia	163	148	144	0	0	0	0
Social Conditions	133	131	23	0	0	0	0
Substance Related	7	5	5	0	0	0	0
Deferred/No Diagnosis	31	28	11	0	0	0	0
County of Residence							
Canadian	2	2	1	0	0	0	0
Cleveland	2	2	0	0	0	0	0
Logan	2	2	0	0	0	0	0
Oklahoma	1,428	1,320	760	0	0	0	0
Pawnee	1	1	0	0	0	0	0
Pottawatomie	1	1	0	0	0	0	0
Other Indicators							
Deaf and Hearing Impaired	4	3	4	0	0	0	0
Dual Diagnosis	167	133	143	0	0	0	0
Homeless	47	42	25	0	0	0	0
SED (6-17)	129	129	8	0	0	0	0
SMI (If ever)	807	720	636	0	0	0	0

Notes: The same client may be counted in more than one category, e.g., clients can receive services under more than one contract source, in more than one "County of Residence," or may have multiple "Other Indicators." Please see Definition page for other considerations.

Oklahoma Department of Mental Health and Substance Abuse Services

Counts of Admitted Clients Served by Funding Source for Each Agency During FY1994

NORTH FORK RESIDENTIAL CARE

	Total	Funding Source					
		Mental Health	Substance Abuse	Domestic Violence	Residential Care	Medicaid	Other
Total							
Unduplicated Count	75	0	0	0	75	0	0
Sex							
Female	30	0	0	0	30	0	0
Male	45	0	0	0	45	0	0
Age							
05-17	1	0	0	0	1	0	0
18-20	4	0	0	0	4	0	0
21-24	4	0	0	0	4	0	0
25-34	19	0	0	0	19	0	0
35-44	22	0	0	0	22	0	0
45-54	18	0	0	0	18	0	0
55-64	2	0	0	0	2	0	0
65-74	2	0	0	0	2	0	0
75-84	3	0	0	0	3	0	0
Race							
White	47	0	0	0	47	0	0
Black	16	0	0	0	16	0	0
Native American	11	0	0	0	11	0	0
Asian	1	0	0	0	1	0	0
Presenting Problem/Diagnosis							
Social Conditions	74	0	0	0	74	0	0
Deferred/No Diagnosis	1	0	0	0	1	0	0
County of Residence							
Atoka	1	0	0	0	1	0	0
Craig	5	0	0	0	5	0	0
Kay	1	0	0	0	1	0	0
McIntosh	54	0	0	0	54	0	0
Murray	5	0	0	0	5	0	0
Muskogee	3	0	0	0	3	0	0
Oklahoma	1	0	0	0	1	0	0
Okmulgee	4	0	0	0	4	0	0
Sequoyah	1	0	0	0	1	0	0
Other Indicators							
Homeless	5	0	0	0	5	0	0
SMI (If ever)	70	0	0	0	70	0	0

Notes: The same client may be counted in more than one category, e.g., clients can receive services under more than one contract source, in more than one "County of Residence," or may have multiple "Other Indicators." Please see Definition page for other considerations.

Oklahoma Department of Mental Health and Substance Abuse Services
Counts of Admitted Clients Served by Funding Source for Each Agency During FY1994
OK COUNTY CRISIS INTERVENTION CENTER

	Total	Funding Source					
		Mental Health	Substance Abuse	Domestic Violence	Residential Care	Medicaid	Other
Total							
Unduplicated Count	1,806	1,646	391	0	0	0	0
Sex							
Female	697	659	87	0	0	0	0
Male	1,109	987	304	0	0	0	0
Age							
05-17	5	4	1	0	0	0	0
18-20	93	88	10	0	0	0	0
21-24	224	216	32	0	0	0	0
25-34	612	556	134	0	0	0	0
35-44	561	499	149	0	0	0	0
45-54	224	205	50	0	0	0	0
55-64	74	65	15	0	0	0	0
65-74	10	10	0	0	0	0	0
75-84	3	3	0	0	0	0	0
Race							
White	1,283	1,166	272	0	0	0	0
Black	364	335	80	0	0	0	0
Native American	108	98	31	0	0	0	0
Hispanic	42	38	7	0	0	0	0
Asian	9	9	1	0	0	0	0
Presenting Problem/Diagnosis							
Alcohol Abuse	449	353	223	0	0	0	0
Developmental Disorder	2	2	0	0	0	0	0
Mood Disorder	551	542	46	0	0	0	0
Non Alcohol/Drug Related Organic	16	16	1	0	0	0	0
Other Non-Psychotic	166	159	13	0	0	0	0
Other Psychotic	249	245	17	0	0	0	0
Schizophrenia	176	175	13	0	0	0	0
Social Conditions	10	10	1	0	0	0	0
Substance Related	174	131	76	0	0	0	0
Deferred/No Diagnosis	13	13	1	0	0	0	0
County of Residence							
Atoka	1	1	0	0	0	0	0
Beckham	1	0	1	0	0	0	0
Bryan	1	0	1	0	0	0	0
Caddo	3	2	1	0	0	0	0
Canadian	11	10	2	0	0	0	0
Carter	2	2	0	0	0	0	0
Choctaw	1	1	0	0	0	0	0
Cleveland	27	25	6	0	0	0	0
Comanche	2	2	0	0	0	0	0
Creek	1	1	1	0	0	0	0
Garfield	2	2	1	0	0	0	0
Garvin	3	3	1	0	0	0	0
Grady	7	6	2	0	0	0	0
Harmon	1	0	1	0	0	0	0
Hughes	3	3	1	0	0	0	0
Kay	1	1	0	0	0	0	0
Kingfisher	2	2	0	0	0	0	0

Notes: The same client may be counted in more than one category, e.g., clients can receive services under more than one contract source, in more than one "County of Residence," or may have multiple "Other Indicators." Please see Definition page for other considerations.

Oklahoma Department of Mental Health and Substance Abuse Services
Counts of Admitted Clients Served by Funding Source for Each Agency During FY1994
OK COUNTY CRISIS INTERVENTION CENTER

	Funding Source						
	Total	Mental Health	Substance Abuse	Domestic Violence	Residential Care	Medicaid	Other
LeFlore	1	1	0	0	0	0	0
Lincoln	19	19	0	0	0	0	0
Logan	5	5	0	0	0	0	0
Okfuskee	2	2	1	0	0	0	0
Oklahoma	1,658	1,510	366	0	0	0	0
Okmulgee	1	1	0	0	0	0	0
Osage	2	2	0	0	0	0	0
Pawnee	2	2	1	0	0	0	0
Payne	3	2	1	0	0	0	0
Pittsburgh	1	1	0	0	0	0	0
Pontotoc	1	1	0	0	0	0	0
Pottawatomie	11	11	1	0	0	0	0
Rogers	1	1	0	0	0	0	0
Seminole	5	5	0	0	0	0	0
Sequoyah	1	1	0	0	0	0	0
Stephens	1	0	1	0	0	0	0
Tulsa	6	5	1	0	0	0	0
Washita	1	1	0	0	0	0	0
Woodward	1	1	0	0	0	0	0
Out of State/Unknown	15	14	1	0	0	0	0
Other Indicators							
Deaf and Hearing Impaired	14	14	3	0	0	0	0
Dual Diagnosis	508	459	146	0	0	0	0
Homeless	291	252	89	0	0	0	0
SMI (If ever)	1,264	1,200	254	0	0	0	0

Notes: The same client may be counted in more than one category, e.g., clients can receive services under more than one contract source, in more than one "County of Residence," or may have multiple "Other Indicators." Please see Definition page for other considerations.

Oklahoma Department of Mental Health and Substance Abuse Services

Counts of Admitted Clients Served by Funding Source for Each Agency During FY1994

OKLAHOMA YOUTH CENTER

	Total	Funding Source					Other
		Mental Health	Substance Abuse	Domestic Violence	Residential Care	Medicaid	
Total							
Unduplicated Count	314	313	0	0	0	0	13
Sex							
Female	118	118	0	0	0	0	1
Male	196	195	0	0	0	0	12
Age							
05-17	311	310	0	0	0	0	13
18-20	3	3	0	0	0	0	0
Race							
White	249	249	0	0	0	0	10
Black	23	22	0	0	0	0	3
Native American	26	26	0	0	0	0	0
Hispanic	12	12	0	0	0	0	0
Asian	4	4	0	0	0	0	0
Presenting Problem/Diagnosis							
Alcohol Abuse	3	3	0	0	0	0	0
Developmental Disorder	99	98	0	0	0	0	7
Mood Disorder	121	121	0	0	0	0	6
Non Alcohol/Drug Related Organic	2	2	0	0	0	0	0
Other Non-Psychotic	50	50	0	0	0	0	0
Other Psychotic	10	10	0	0	0	0	0
Schizophrenia	5	5	0	0	0	0	0
Social Conditions	17	17	0	0	0	0	0
Substance Related	3	3	0	0	0	0	0
Deferred/No Diagnosis	4	4	0	0	0	0	0
County of Residence							
Adair	4	4	0	0	0	0	0
Beckham	3	3	0	0	0	0	0
Blaine	5	5	0	0	0	0	0
Bryan	3	3	0	0	0	0	0
Canadian	8	8	0	0	0	0	0
Carter	2	2	0	0	0	0	0
Cherokee	4	4	0	0	0	0	0
Choctaw	1	1	0	0	0	0	0
Cleveland	82	81	0	0	0	0	12
Coal	1	1	0	0	0	0	0
Comanche	16	16	0	0	0	0	0
Creek	1	1	0	0	0	0	0
Custer	8	8	0	0	0	0	0
Delaware	1	1	0	0	0	0	0
Garfield	2	2	0	0	0	0	0
Grady	2	2	0	0	0	0	0
Hughes	3	3	0	0	0	0	0
Jefferson	1	1	0	0	0	0	0
Kay	8	8	0	0	0	0	0
Kiowa	2	2	0	0	0	0	0
Latimer	1	1	0	0	0	0	0
LeFlore	2	2	0	0	0	0	0
Lincoln	3	3	0	0	0	0	0
Logan	12	12	0	0	0	0	0

Notes: The same client may be counted in more than one category, e.g., clients can receive services under more than one contract source, in more than one "County of Residence," or may have multiple "Other Indicators." Please see Definition page for other considerations.

Oklahoma Department of Mental Health and Substance Abuse Services

Counts of Admitted Clients Served by Funding Source for Each Agency During FY1994

OKLAHOMA YOUTH CENTER

	Funding Source						
	Total	Mental Health	Substance Abuse	Domestic Violence	Residential Care	Medicaid	Other
Love	2	2	0	0	0	0	0
Major	3	3	0	0	0	0	0
Marshall	2	2	0	0	0	0	0
Mayes	1	1	0	0	0	0	0
McClain	7	7	0	0	0	0	1
McCurtain	1	1	0	0	0	0	0
Muskogee	6	6	0	0	0	0	0
Noble	3	3	0	0	0	0	0
Okfuskee	1	1	0	0	0	0	0
Oklahoma	36	36	0	0	0	0	0
Okmulgee	2	2	0	0	0	0	0
Osage	3	3	0	0	0	0	0
Ottawa	1	1	0	0	0	0	0
Pawnee	1	1	0	0	0	0	0
Payne	20	20	0	0	0	0	0
Pittsburgh	1	1	0	0	0	0	0
Pontotoc	6	6	0	0	0	0	0
Pottawatomie	7	7	0	0	0	0	0
Pushmataha	4	4	0	0	0	0	0
Rogers	2	2	0	0	0	0	0
Seminole	2	2	0	0	0	0	0
Sequoyah	1	1	0	0	0	0	0
Stephens	2	2	0	0	0	0	0
Tillman	2	2	0	0	0	0	0
Tulsa	16	16	0	0	0	0	0
Wagoner	1	1	0	0	0	0	0
Washington	1	1	0	0	0	0	0
Woods	2	2	0	0	0	0	0
Woodward	1	1	0	0	0	0	0
Out of State/Unknown	2	2	0	0	0	0	0
Other Indicators							
Deaf and Hearing Impaired	3	3	0	0	0	0	0
Dual Diagnosis	40	40	0	0	0	0	0
Homeless	20	20	0	0	0	0	0
SED (6-17)	300	299	0	0	0	0	13
SMI (If ever)	48	48	0	0	0	0	1

Notes: The same client may be counted in more than one category, e.g., clients can receive services under more than one contract source, in more than one "County of Residence," or may have multiple "Other Indicators." Please see Definition page for other considerations.

Oklahoma Department of Mental Health and Substance Abuse Services

Counts of Admitted Clients Served by Funding Source for Each Agency During FY1994

OPPORTUNITIES, INC.

	Total	Funding Source					
		Mental Health	Substance Abuse	Domestic Violence	Residential Care	Medicaid	Other
Total							
Unduplicated Count	475	0	475	0	0	0	0
Sex							
Female	104	0	104	0	0	0	0
Male	371	0	371	0	0	0	0
Age							
18-20	25	0	25	0	0	0	0
21-24	69	0	69	0	0	0	0
25-34	210	0	210	0	0	0	0
35-44	129	0	129	0	0	0	0
45-54	31	0	31	0	0	0	0
55-64	9	0	9	0	0	0	0
65-74	2	0	2	0	0	0	0
Race							
White	303	0	303	0	0	0	0
Black	98	0	98	0	0	0	0
Native American	59	0	59	0	0	0	0
Hispanic	14	0	14	0	0	0	0
Asian	1	0	1	0	0	0	0
Presenting Problem/Diagnosis							
Alcohol Abuse	140	0	140	0	0	0	0
Social Conditions	1	0	1	0	0	0	0
Substance Related	333	0	333	0	0	0	0
Deferred/No Diagnosis	1	0	1	0	0	0	0
County of Residence							
Beaver	1	0	1	0	0	0	0
Beckham	4	0	4	0	0	0	0
Blaine	25	0	25	0	0	0	0
Bryan	2	0	2	0	0	0	0
Caddo	11	0	11	0	0	0	0
Canadian	6	0	6	0	0	0	0
Carter	2	0	2	0	0	0	0
Cherokee	1	0	1	0	0	0	0
Choctaw	1	0	1	0	0	0	0
Cleveland	14	0	14	0	0	0	0
Comanche	18	0	18	0	0	0	0
Cotton	2	0	2	0	0	0	0
Creek	2	0	2	0	0	0	0
Custer	87	0	87	0	0	0	0
Dewey	2	0	2	0	0	0	0
Garfield	10	0	10	0	0	0	0
Garvin	2	0	2	0	0	0	0
Grady	4	0	4	0	0	0	0
Grant	1	0	1	0	0	0	0
Hughes	7	0	7	0	0	0	0
Jackson	7	0	7	0	0	0	0
Kay	4	0	4	0	0	0	0
Kingfisher	4	0	4	0	0	0	0
Kiowa	6	0	6	0	0	0	0
Lincoln	3	0	3	0	0	0	0

Notes: The same client may be counted in more than one category, e.g., clients can receive services under more than one contract source, in more than one "County of Residence," or may have multiple "Other Indicators." Please see Definition page for other considerations.

Oklahoma Department of Mental Health and Substance Abuse Services
Counts of Admitted Clients Served by Funding Source for Each Agency During FY1994
OPPORTUNITIES, INC.

	Funding Source						
	Total	Mental Health	Substance Abuse	Domestic Violence	Residential Care	Medicaid	Other
Logan	5	0	5	0	0	0	0
Major	2	0	2	0	0	0	0
McClain	4	0	4	0	0	0	0
McCurtain	1	0	1	0	0	0	0
Muskogee	1	0	1	0	0	0	0
Noble	1	0	1	0	0	0	0
Oklahoma	121	0	121	0	0	0	0
Okmulgee	1	0	1	0	0	0	0
Osage	1	0	1	0	0	0	0
Payne	7	0	7	0	0	0	0
Pontotoc	1	0	1	0	0	0	0
Pottawatomie	9	0	9	0	0	0	0
Pushmataha	1	0	1	0	0	0	0
Roger Mills	2	0	2	0	0	0	0
Rogers	4	0	4	0	0	0	0
Seminole	11	0	11	0	0	0	0
Stephens	22	0	22	0	0	0	0
Tillman	1	0	1	0	0	0	0
Tulsa	15	0	15	0	0	0	0
Washington	1	0	1	0	0	0	0
Washita	3	0	3	0	0	0	0
Woods	1	0	1	0	0	0	0
Woodward	3	0	3	0	0	0	0
Out of State/Unknown	31	0	31	0	0	0	0
Other Indicators							
Deaf and Hearing Impaired	5	0	5	0	0	0	0
Homeless	162	0	162	0	0	0	0
SMI (If ever)	111	0	111	0	0	0	0

Notes: The same client may be counted in more than one category, e.g., clients can receive services under more than one contract source, in more than one "County of Residence," or may have multiple "Other Indicators." Please see Definition page for other considerations.

Oklahoma Department of Mental Health and Substance Abuse Services

Counts of Admitted Clients Served by Funding Source for Each Agency During FY1994

PADEN RESIDENTIAL CARE

	Total	Funding Source					
		Mental Health	Substance Abuse	Domestic Violence	Residential Care	Medicaid	Other
Total							
Unduplicated Count	13	0	0	0	13	0	0
Sex							
Female	6	0	0	0	6	0	0
Male	7	0	0	0	7	0	0
Age							
35-44	1	0	0	0	1	0	0
45-54	4	0	0	0	4	0	0
55-64	6	0	0	0	6	0	0
65-74	2	0	0	0	2	0	0
Race							
White	11	0	0	0	11	0	0
Native American	1	0	0	0	1	0	0
Hispanic	1	0	0	0	1	0	0
Presenting Problem/Diagnosis							
Developmental Disorder	1	0	0	0	1	0	0
Mood Disorder	1	0	0	0	1	0	0
Other Psychotic	6	0	0	0	6	0	0
Social Conditions	5	0	0	0	5	0	0
County of Residence							
Okfuskee	13	0	0	0	13	0	0
Other Indicators							
SMI (If ever)	13	0	0	0	13	0	0

Notes: The same client may be counted in more than one category, e.g., clients can receive services under more than one contract source, in more than one "County of Residence," or may have multiple "Other Indicators." Please see Definition page for other considerations.

Oklahoma Department of Mental Health and Substance Abuse Services

Counts of Admitted Clients Served by Funding Source for Each Agency During FY1994

PARKSIDE, INC.

	Total	Funding Source					
		Mental Health	Substance Abuse	Domestic Violence	Residential Care	Medicaid	Other
Total							
Unduplicated Count	2,917	1,547	2,812	0	0	0	0
Sex							
Female	1,500	769	1,433	0	0	0	0
Male	1,417	778	1,379	0	0	0	0
Age							
0-04	1	0	1	0	0	0	0
05-17	6	3	6	0	0	0	0
18-20	143	83	139	0	0	0	0
21-24	269	153	264	0	0	0	0
25-34	967	513	935	0	0	0	0
35-44	885	478	854	0	0	0	0
45-54	416	216	395	0	0	0	0
55-64	163	81	154	0	0	0	0
65-74	57	17	56	0	0	0	0
75-84	10	3	8	0	0	0	0
Race							
White	2,141	1,137	2,068	0	0	0	0
Black	561	307	539	0	0	0	0
Native American	162	80	154	0	0	0	0
Hispanic	34	10	34	0	0	0	0
Asian	19	13	17	0	0	0	0
Presenting Problem/Diagnosis							
Alcohol Abuse	122	64	119	0	0	0	0
Developmental Disorder	11	9	11	0	0	0	0
Mood Disorder	1,442	753	1,377	0	0	0	0
Non Alcohol/Drug Related Organic	42	24	42	0	0	0	0
Other Non-Psychotic	324	177	305	0	0	0	0
Other Psychotic	348	188	341	0	0	0	0
Personality Disorder	33	16	30	0	0	0	0
Schizophrenia	466	255	460	0	0	0	0
Social Conditions	6	4	5	0	0	0	0
Substance Related	106	48	105	0	0	0	0
Deferred/No Diagnosis	17	9	17	0	0	0	0
County of Residence							
Adair	2	0	2	0	0	0	0
Cherokee	5	2	5	0	0	0	0
Choctaw	1	1	1	0	0	0	0
Cimarron	1	1	1	0	0	0	0
Cleveland	1	0	1	0	0	0	0
Comanche	1	1	1	0	0	0	0
Craig	6	2	6	0	0	0	0
Creek	19	9	19	0	0	0	0
Garvin	1	1	1	0	0	0	0
Kay	1	0	1	0	0	0	0
Kiowa	1	0	1	0	0	0	0
LeFlore	1	0	1	0	0	0	0
Lincoln	1	1	1	0	0	0	0
Marshall	1	0	1	0	0	0	0
Mayes	4	2	4	0	0	0	0

Notes: The same client may be counted in more than one category, e.g., clients can receive services under more than one contract source, in more than one "County of Residence," or may have multiple "Other Indicators." Please see Definition page for other considerations.

Oklahoma Department of Mental Health and Substance Abuse Services
Counts of Admitted Clients Served by Funding Source for Each Agency During FY1994
PARKSIDE, INC.

	Funding Source						
	Total	Mental Health	Substance Abuse	Domestic Violence	Residential Care	Medicaid	Other
McIntosh	3	3	3	0	0	0	0
Muskogee	7	3	7	0	0	0	0
Oklahoma	2	1	2	0	0	0	0
Okmulgee	7	3	6	0	0	0	0
Osage	18	13	18	0	0	0	0
Ottawa	3	0	3	0	0	0	0
Pawnee	6	4	6	0	0	0	0
Payne	1	1	1	0	0	0	0
Rogers	10	7	10	0	0	0	0
Texas	1	1	1	0	0	0	0
Tulsa	2,777	1,476	2,673	0	0	0	0
Wagoner	8	2	8	0	0	0	0
Washington	8	3	8	0	0	0	0
Washita	2	1	2	0	0	0	0
Out of State/Unknown	18	9	18	0	0	0	0
Other Indicators							
Deaf and Hearing Impaired	8	4	8	0	0	0	0
Dual Diagnosis	1,306	688	1,282	0	0	0	0
Homeless	407	211	396	0	0	0	0
SMI (If ever)	1,733	943	1,686	0	0	0	0

Notes: The same client may be counted in more than one category, e.g., clients can receive services under more than one contract source, in more than one "County of Residence," or may have multiple "Other Indicators." Please see Definition page for other considerations.

Oklahoma Department of Mental Health and Substance Abuse Services
Counts of Admitted Clients Served by Funding Source for Each Agency During FY1994
PARKVIEW RESIDENTIAL CARE

	Total	Funding Source					
		Mental Health	Substance Abuse	Domestic Violence	Residential Care	Medicaid	Other
Total							
Unduplicated Count	43	0	0	0	43	0	0
Sex							
Female	16	0	0	0	16	0	0
Male	27	0	0	0	27	0	0
Age							
05-17	1	0	0	0	1	0	0
18-20	1	0	0	0	1	0	0
21-24	1	0	0	0	1	0	0
25-34	1	0	0	0	1	0	0
35-44	14	0	0	0	14	0	0
45-54	12	0	0	0	12	0	0
55-64	10	0	0	0	10	0	0
65-74	3	0	0	0	3	0	0
Race							
White	26	0	0	0	26	0	0
Black	14	0	0	0	14	0	0
Native American	3	0	0	0	3	0	0
Presenting Problem/Diagnosis							
Developmental Disorder	3	0	0	0	3	0	0
Mood Disorder	8	0	0	0	8	0	0
Other Non-Psychotic	2	0	0	0	2	0	0
Other Psychotic	5	0	0	0	5	0	0
Social Conditions	15	0	0	0	15	0	0
Deferred/No Diagnosis	10	0	0	0	10	0	0
County of Residence							
Muskogee	43	0	0	0	43	0	0
Other Indicators							
Homeless	19	0	0	0	19	0	0
SMI (If ever)	35	0	0	0	35	0	0

Notes: The same client may be counted in more than one category, e.g., clients can receive services under more than one contract source, in more than one "County of Residence," or may have multiple "Other Indicators." Please see Definition page for other considerations.

Oklahoma Department of Mental Health and Substance Abuse Services

Counts of Admitted Clients Served by Funding Source for Each Agency During FY1994

PATHWAYS SUPPORTIVE LIVING CTR

	Total	Funding Source					
		Mental Health	Substance Abuse	Domestic Violence	Residential Care	Medicaid	Other
Total							
Unduplicated Count	177	0	0	0	177	0	0
Sex							
Female	55	0	0	0	55	0	0
Male	122	0	0	0	122	0	0
Age							
18-20	10	0	0	0	10	0	0
21-24	11	0	0	0	11	0	0
25-34	49	0	0	0	49	0	0
35-44	48	0	0	0	48	0	0
45-54	30	0	0	0	30	0	0
55-64	19	0	0	0	19	0	0
65-74	9	0	0	0	9	0	0
75-84	1	0	0	0	1	0	0
Race							
White	138	0	0	0	138	0	0
Black	23	0	0	0	23	0	0
Native American	13	0	0	0	13	0	0
Hispanic	3	0	0	0	3	0	0
Presenting Problem/Diagnosis							
Alcohol Abuse	2	0	0	0	2	0	0
Developmental Disorder	3	0	0	0	3	0	0
Mood Disorder	13	0	0	0	13	0	0
Other Non-Psychotic	5	0	0	0	5	0	0
Other Psychotic	88	0	0	0	88	0	0
Social Conditions	62	0	0	0	62	0	0
Substance Related	2	0	0	0	2	0	0
Deferred/No Diagnosis	2	0	0	0	2	0	0
County of Residence							
Beckham	3	0	0	0	3	0	0
Canadian	1	0	0	0	1	0	0
Choctaw	1	0	0	0	1	0	0
Cleveland	42	0	0	0	42	0	0
Craig	5	0	0	0	5	0	0
Garfield	3	0	0	0	3	0	0
Oklahoma	96	0	0	0	96	0	0
Pittsburgh	1	0	0	0	1	0	0
Pontotoc	1	0	0	0	1	0	0
Rogers	18	0	0	0	18	0	0
Seminole	1	0	0	0	1	0	0
Tulsa	4	0	0	0	4	0	0
Washington	1	0	0	0	1	0	0
Other Indicators							
Deaf and Hearing Impaired	1	0	0	0	1	0	0
Dual Diagnosis	10	0	0	0	10	0	0
Homeless	5	0	0	0	5	0	0
SMI (If ever)	174	0	0	0	174	0	0

Notes: The same client may be counted in more than one category, e.g., clients can receive services under more than one contract source, in more than one "County of Residence," or may have multiple "Other Indicators." Please see Definition page for other considerations.

Oklahoma Department of Mental Health and Substance Abuse Services

Counts of Admitted Clients Served by Funding Source for Each Agency During FY1994

PAYNE CO COUNSELING SVC,INC.

	Total	Funding Source					
		Mental Health	Substance Abuse	Domestic Violence	Residential Care	Medicaid	Other
Total							
Unduplicated Count	382	0	382	0	0	0	0
Sex							
Female	69	0	69	0	0	0	0
Male	313	0	313	0	0	0	0
Age							
05-17	3	0	3	0	0	0	0
18-20	52	0	52	0	0	0	0
21-24	102	0	102	0	0	0	0
25-34	123	0	123	0	0	0	0
35-44	68	0	68	0	0	0	0
45-54	24	0	24	0	0	0	0
55-64	7	0	7	0	0	0	0
65-74	3	0	3	0	0	0	0
Race							
White	323	0	323	0	0	0	0
Black	13	0	13	0	0	0	0
Native American	36	0	36	0	0	0	0
Hispanic	8	0	8	0	0	0	0
Asian	2	0	2	0	0	0	0
Presenting Problem/Diagnosis							
Alcohol Abuse	327	0	327	0	0	0	0
Social Conditions	5	0	5	0	0	0	0
Substance Related	50	0	50	0	0	0	0
County of Residence							
Alfalfa	1	0	1	0	0	0	0
Bryan	1	0	1	0	0	0	0
Canadian	3	0	3	0	0	0	0
Cherokee	1	0	1	0	0	0	0
Cleveland	1	0	1	0	0	0	0
Comanche	1	0	1	0	0	0	0
Creek	7	0	7	0	0	0	0
Garfield	6	0	6	0	0	0	0
Grady	1	0	1	0	0	0	0
Harper	1	0	1	0	0	0	0
Kay	5	0	5	0	0	0	0
Lincoln	11	0	11	0	0	0	0
Logan	5	0	5	0	0	0	0
McClain	1	0	1	0	0	0	0
McCurtain	1	0	1	0	0	0	0
Murray	1	0	1	0	0	0	0
Noble	4	0	4	0	0	0	0
Oklahoma	13	0	13	0	0	0	0
Osage	3	0	3	0	0	0	0
Pawnee	5	0	5	0	0	0	0
Payne	276	0	276	0	0	0	0
Pottawatomie	1	0	1	0	0	0	0
Rogers	1	0	1	0	0	0	0
Texas	1	0	1	0	0	0	0
Tulsa	18	0	18	0	0	0	0

Notes: The same client may be counted in more than one category, e.g., clients can receive services under more than one contract source, in more than one "County of Residence," or may have multiple "Other Indicators." Please see Definition page for other considerations.

Oklahoma Department of Mental Health and Substance Abuse Services
Counts of Admitted Clients Served by Funding Source for Each Agency During FY1994
PAYNE CO COUNSELING SVC,INC.

	Funding Source						
	Total	Mental Health	Substance Abuse	Domestic Violence	Residential Care	Medicaid	Other
Wagoner	1	0	1	0	0	0	0
Washington	3	0	3	0	0	0	0
Woods	1	0	1	0	0	0	0
Woodward	1	0	1	0	0	0	0
Out of State/Unknown	7	0	7	0	0	0	0
Other Indicators							
Deaf and Hearing Impaired	2	0	2	0	0	0	0
Homeless	2	0	2	0	0	0	0
SMI (If ever)	21	0	21	0	0	0	0

Notes: The same client may be counted in more than one category, e.g., clients can receive services under more than one contract source, in more than one "County of Residence," or may have multiple "Other Indicators." Please see Definition page for other considerations.

Oklahoma Department of Mental Health and Substance Abuse Services
Counts of Admitted Clients Served by Funding Source for Each Agency During FY1994
PROJECT SAFE, INC.

	Total	Funding Source					
		Mental Health	Substance Abuse	Domestic Violence	Residential Care	Medicaid	Other
Total							
Unduplicated Count	183	0	0	183	0	0	0
Sex							
Female	148	0	0	148	0	0	0
Male	35	0	0	35	0	0	0
Age							
0-04	31	0	0	31	0	0	0
05-17	36	0	0	36	0	0	0
18-20	7	0	0	7	0	0	0
21-24	16	0	0	16	0	0	0
25-34	45	0	0	45	0	0	0
35-44	28	0	0	28	0	0	0
45-54	16	0	0	16	0	0	0
55-64	4	0	0	4	0	0	0
Race							
White	137	0	0	137	0	0	0
Black	21	0	0	21	0	0	0
Native American	20	0	0	20	0	0	0
Hispanic	5	0	0	5	0	0	0
Presenting Problem/Diagnosis							
Other Non-Psychotic	2	0	0	2	0	0	0
Social Conditions	181	0	0	181	0	0	0
County of Residence							
Lincoln	6	0	0	6	0	0	0
Okfuskee	1	0	0	1	0	0	0
Oklahoma	1	0	0	1	0	0	0
Pontotoc	1	0	0	1	0	0	0
Pottawatomie	165	0	0	165	0	0	0
Seminole	6	0	0	6	0	0	0
Out of State/Unknown	3	0	0	3	0	0	0
Other Indicators							
Deaf and Hearing Impaired	1	0	0	1	0	0	0
Homeless	67	0	0	67	0	0	0
SMI (If ever)	18	0	0	18	0	0	0

Notes: The same client may be counted in more than one category, e.g., clients can receive services under more than one contract source, in more than one "County of Residence," or may have multiple "Other Indicators." Please see Definition page for other considerations.

Oklahoma Department of Mental Health and Substance Abuse Services

Counts of Admitted Clients Served by Funding Source for Each Agency During FY1994

RAMBLING ROSE RESIDENTIAL CARE

	Total	Funding Source					
		Mental Health	Substance Abuse	Domestic Violence	Residential Care	Medicaid	Other
Total							
Unduplicated Count	21	0	0	0	21	0	0
Sex							
Female	8	0	0	0	8	0	0
Male	13	0	0	0	13	0	0
Age							
25-34	2	0	0	0	2	0	0
35-44	5	0	0	0	5	0	0
45-54	4	0	0	0	4	0	0
55-64	7	0	0	0	7	0	0
65-74	3	0	0	0	3	0	0
Race							
White	14	0	0	0	14	0	0
Black	3	0	0	0	3	0	0
Native American	3	0	0	0	3	0	0
Hispanic	1	0	0	0	1	0	0
Presenting Problem/Diagnosis							
Alcohol Abuse	2	0	0	0	2	0	0
Developmental Disorder	1	0	0	0	1	0	0
Other Non-Psychotic	1	0	0	0	1	0	0
Other Psychotic	4	0	0	0	4	0	0
Social Conditions	12	0	0	0	12	0	0
Deferred/No Diagnosis	1	0	0	0	1	0	0
County of Residence							
Craig	1	0	0	0	1	0	0
Delaware	2	0	0	0	2	0	0
Latimer	1	0	0	0	1	0	0
Mayes	17	0	0	0	17	0	0
Other Indicators							
Dual Diagnosis	1	0	0	0	1	0	0
Homeless	2	0	0	0	2	0	0
SMI (If ever)	21	0	0	0	21	0	0

Notes: The same client may be counted in more than one category, e.g., clients can receive services under more than one contract source, in more than one "County of Residence," or may have multiple "Other Indicators." Please see Definition page for other considerations.

Oklahoma Department of Mental Health and Substance Abuse Services

Counts of Admitted Clients Served by Funding Source for Each Agency During FY1994

RED ROCK BEHAVIORAL HEALTH SVC

	Total	Funding Source					Other
		Mental Health	Substance Abuse	Domestic Violence	Residential Care	Medicaid	
Total							
Unduplicated Count	2,686	802	1,094	0	0	0	2,166
Sex							
Female	1,544	381	572	0	0	0	1,316
Male	1,142	421	522	0	0	0	850
Age							
0-04	110	54	11	0	0	0	83
05-17	695	451	63	0	0	0	545
18-20	80	56	22	0	0	0	62
21-24	102	27	43	0	0	0	90
25-34	404	86	218	0	0	0	322
35-44	457	85	297	0	0	0	343
45-54	253	32	167	0	0	0	188
55-64	162	7	95	0	0	0	129
65-74	126	0	57	0	0	0	116
75-84	174	2	72	0	0	0	167
85+	123	2	49	0	0	0	121
Race							
White	1,632	527	612	0	0	0	1,295
Black	903	211	430	0	0	0	754
Native American	112	42	37	0	0	0	94
Hispanic	28	18	10	0	0	0	16
Asian	11	4	5	0	0	0	7
Presenting Problem/Diagnosis							
Alcohol Abuse	16	1	9	0	0	0	14
Developmental Disorder	266	152	30	0	0	0	226
Mood Disorder	673	116	357	0	0	0	529
Non Alcohol/Drug Related Organic	327	12	139	0	0	0	308
Other Non-Psychotic	451	216	94	0	0	0	346
Other Psychotic	114	23	85	0	0	0	91
Personality Disorder	50	7	27	0	0	0	38
Schizophrenia	389	46	284	0	0	0	320
Social Conditions	334	211	37	0	0	0	239
Substance Related	11	1	9	0	0	0	9
Deferred/No Diagnosis	55	17	23	0	0	0	46
County of Residence							
Atoka	1	0	1	0	0	0	1
Canadian	4	1	2	0	0	0	3
Cleveland	26	13	22	0	0	0	22
Coal	2	0	2	0	0	0	1
Custer	2	2	0	0	0	0	2
Dewey	1	0	1	0	0	0	0
Garfield	2	1	1	0	0	0	2
Grady	1	1	0	0	0	0	0
Hughes	3	0	1	0	0	0	3
Lincoln	489	195	143	0	0	0	377
Logan	5	0	4	0	0	0	4
McClain	5	1	1	0	0	0	5
Oklahoma	1,567	405	679	0	0	0	1,260
Okmulgee	2	2	0	0	0	0	0

Notes: The same client may be counted in more than one category, e.g., clients can receive services under more than one contract source, in more than one "County of Residence," or may have multiple "Other Indicators." Please see Definition page for other considerations.

Oklahoma Department of Mental Health and Substance Abuse Services
Counts of Admitted Clients Served by Funding Source for Each Agency During FY1994
RED ROCK BEHAVIORAL HEALTH SVC

	Funding Source						
	Total	Mental Health	Substance Abuse	Domestic Violence	Residential Care	Medicaid	
Ottawa	2	1	1	0	0	0	2
Payne	4	4	0	0	0	0	1
Pittsburgh	1	0	1	0	0	0	1
Pontotoc	1	0	1	0	0	0	0
Pottawatomie	548	161	232	0	0	0	465
Pushmataha	1	0	0	0	0	0	1
Seminole	17	14	1	0	0	0	14
Stephens	1	1	0	0	0	0	1
Tulsa	1	0	1	0	0	0	1
Other Indicators							
Deaf and Hearing Impaired	31	2	18	0	0	0	28
Dual Diagnosis	388	54	280	0	0	0	292
Homeless	19	6	12	0	0	0	14
SED (6-17)	148	112	27	0	0	0	114
SMI (If ever)	1,230	158	850	0	0	0	975

Notes: The same client may be counted in more than one category, e.g., clients can receive services under more than one contract source, in more than one "County of Residence," or may have multiple "Other Indicators." Please see Definition page for other considerations.

Oklahoma Department of Mental Health and Substance Abuse Services

Counts of Admitted Clients Served by Funding Source for Each Agency During FY1994

RED ROCK WEST

	Total	Funding Source					
		Mental Health	Substance Abuse	Domestic Violence	Residential Care	Medicaid	Other
Total							
Unduplicated Count	1,732	1,116	763	0	0	0	119
Sex							
Female	983	626	429	0	0	0	64
Male	749	490	334	0	0	0	55
Age							
0-04	26	25	0	0	0	0	2
05-17	289	268	0	0	0	0	41
18-20	106	82	36	0	0	0	7
21-24	164	103	77	0	0	0	13
25-34	455	298	205	0	0	0	39
35-44	343	201	188	0	0	0	10
45-54	179	78	121	0	0	0	4
55-64	111	46	89	0	0	0	3
65-74	43	10	35	0	0	0	0
75-84	14	5	10	0	0	0	0
85+	2	0	2	0	0	0	0
Race							
White	1,460	943	644	0	0	0	92
Black	96	51	51	0	0	0	9
Native American	82	54	36	0	0	0	5
Hispanic	88	65	29	0	0	0	13
Asian	6	3	3	0	0	0	0
Presenting Problem/Diagnosis							
Alcohol Abuse	45	44	3	0	0	0	4
Developmental Disorder	83	80	4	0	0	0	9
Mood Disorder	524	274	331	0	0	0	26
Non Alcohol/Drug Related Organic	25	8	22	0	0	0	0
Other Non-Psychotic	393	307	104	0	0	0	16
Other Psychotic	54	21	50	0	0	0	2
Personality Disorder	52	26	43	0	0	0	3
Schizophrenia	184	37	181	0	0	0	9
Social Conditions	326	279	12	0	0	0	50
Substance Related	25	22	8	0	0	0	0
Deferred/No Diagnosis	21	18	5	0	0	0	0
County of Residence							
Alfalfa	3	3	0	0	0	0	0
Beaver	2	0	1	0	0	0	1
Beckham	527	288	314	0	0	0	22
Blaine	174	108	77	0	0	0	16
Caddo	40	31	10	0	0	0	1
Canadian	2	0	2	0	0	0	0
Cimarron	1	1	0	0	0	0	0
Custer	477	334	190	0	0	0	27
Dewey	20	13	9	0	0	0	0
Ellis	1	1	0	0	0	0	0
Greer	96	70	26	0	0	0	9
Harper	6	4	1	0	0	0	3
Jackson	16	4	1	0	0	0	15
Kiowa	179	130	60	0	0	0	8

Notes: The same client may be counted in more than one category, e.g., clients can receive services under more than one contract source, in more than one "County of Residence," or may have multiple "Other Indicators." Please see Definition page for other considerations.

Oklahoma Department of Mental Health and Substance Abuse Services
Counts of Admitted Clients Served by Funding Source for Each Agency During FY1994
RED ROCK WEST

	Funding Source						
	Total	Mental Health	Substance Abuse	Domestic Violence	Residential Care	Medicaid	Other
Roger Mills	21	16	7	0	0	0	1
Seminole	1	1	1	0	0	0	1
Tillman	6	0	2	0	0	0	6
Washita	156	112	58	0	0	0	9
Woodward	1	0	1	0	0	0	0
Out of State/Unknown	3	0	3	0	0	0	0
Other Indicators							
Deaf and Hearing Impaired	14	6	10	0	0	0	0
Dual Diagnosis	209	121	133	0	0	0	7
Homeless	54	29	34	0	0	0	5
SED (6-17)	169	150	0	0	0	0	31
SMI (If ever)	818	326	662	0	0	0	39

Notes: The same client may be counted in more than one category, e.g., clients can receive services under more than one contract source, in more than one "County of Residence," or may have multiple "Other Indicators." Please see Definition page for other considerations.

Oklahoma Department of Mental Health and Substance Abuse Services

Counts of Admitted Clients Served by Funding Source for Each Agency During FY1994

ROADBACK, INC.

	Total	Funding Source					
		Mental Health	Substance Abuse	Domestic Violence	Residential Care	Medicaid	Other
Total							
Unduplicated Count	371	0	371	0	0	0	0
Sex							
Female	109	0	109	0	0	0	0
Male	262	0	262	0	0	0	0
Age							
05-17	25	0	25	0	0	0	0
18-20	15	0	15	0	0	0	0
21-24	21	0	21	0	0	0	0
25-34	110	0	110	0	0	0	0
35-44	117	0	117	0	0	0	0
45-54	55	0	55	0	0	0	0
55-64	19	0	19	0	0	0	0
65-74	8	0	8	0	0	0	0
75-84	1	0	1	0	0	0	0
Race							
White	229	0	229	0	0	0	0
Black	73	0	73	0	0	0	0
Native American	59	0	59	0	0	0	0
Hispanic	7	0	7	0	0	0	0
Asian	3	0	3	0	0	0	0
Presenting Problem/Diagnosis							
Alcohol Abuse	289	0	289	0	0	0	0
Substance Related	80	0	80	0	0	0	0
Deferred/No Diagnosis	2	0	2	0	0	0	0
County of Residence							
Beckham	4	0	4	0	0	0	0
Blaine	1	0	1	0	0	0	0
Caddo	13	0	13	0	0	0	0
Canadian	2	0	2	0	0	0	0
Carter	5	0	5	0	0	0	0
Cherokee	2	0	2	0	0	0	0
Cleveland	7	0	7	0	0	0	0
Comanche	235	0	235	0	0	0	0
Cotton	5	0	5	0	0	0	0
Custer	4	0	4	0	0	0	0
Garfield	1	0	1	0	0	0	0
Garvin	1	0	1	0	0	0	0
Grady	3	0	3	0	0	0	0
Greer	1	0	1	0	0	0	0
Harmon	4	0	4	0	0	0	0
Jackson	13	0	13	0	0	0	0
Jefferson	2	0	2	0	0	0	0
Johnston	1	0	1	0	0	0	0
Kiowa	1	0	1	0	0	0	0
Logan	1	0	1	0	0	0	0
McClain	1	0	1	0	0	0	0
McCurtain	1	0	1	0	0	0	0
Muskogee	2	0	2	0	0	0	0
Oklahoma	21	0	21	0	0	0	0

Notes: The same client may be counted in more than one category, e.g., clients can receive services under more than one contract source, in more than one "County of Residence," or may have multiple "Other Indicators." Please see Definition page for other considerations.

Oklahoma Department of Mental Health and Substance Abuse Services
Counts of Admitted Clients Served by Funding Source for Each Agency During FY1994
ROADBACK, INC.

	Funding Source						
	Total	Mental Health	Substance Abuse	Domestic Violence	Residential Care	Medicaid	Other
Pittsburgh	1	0	1	0	0	0	0
Roger Mills	2	0	2	0	0	0	0
Rogers	1	0	1	0	0	0	0
Stephens	15	0	15	0	0	0	0
Texas	1	0	1	0	0	0	0
Tillman	3	0	3	0	0	0	0
Tulsa	6	0	6	0	0	0	0
Washita	2	0	2	0	0	0	0
Out of State/Unknown	9	0	9	0	0	0	0
Other Indicators							
Deaf and Hearing Impaired	1	0	1	0	0	0	0
Homeless	106	0	106	0	0	0	0
SMI (If ever)	52	0	52	0	0	0	0

Notes: The same client may be counted in more than one category, e.g., clients can receive services under more than one contract source, in more than one "County of Residence," or may have multiple "Other Indicators." Please see Definition page for other considerations.

Oklahoma Department of Mental Health and Substance Abuse Services
Counts of Admitted Clients Served by Funding Source for Each Agency During FY1994
ROGERS COUNTY DRUG ABUSE PROGRAM, INC.

	Total	Funding Source					
		Mental Health	Substance Abuse	Domestic Violence	Residential Care	Medicaid	Other
Total							
Unduplicated Count	137	0	136	0	0	0	1
Sex							
Female	39	0	39	0	0	0	0
Male	98	0	97	0	0	0	1
Age							
05-17	6	0	5	0	0	0	1
18-20	7	0	7	0	0	0	0
21-24	12	0	12	0	0	0	0
25-34	56	0	56	0	0	0	0
35-44	36	0	36	0	0	0	0
45-54	12	0	12	0	0	0	0
55-64	5	0	5	0	0	0	0
65-74	3	0	3	0	0	0	0
Race							
White	105	0	104	0	0	0	1
Black	6	0	6	0	0	0	0
Native American	22	0	22	0	0	0	0
Hispanic	3	0	3	0	0	0	0
Asian	1	0	1	0	0	0	0
Presenting Problem/Diagnosis							
Alcohol Abuse	72	0	72	0	0	0	0
Mood Disorder	1	0	1	0	0	0	0
Social Conditions	29	0	28	0	0	0	1
Substance Related	35	0	35	0	0	0	0
County of Residence							
Mayes	7	0	7	0	0	0	0
Nowata	1	0	1	0	0	0	0
Rogers	119	0	119	0	0	0	0
Seminole	1	0	1	0	0	0	0
Tulsa	5	0	5	0	0	0	0
Wagoner	4	0	3	0	0	0	1
Other Indicators							
Dual Diagnosis	4	0	4	0	0	0	0
Homeless	1	0	1	0	0	0	0
SMI (If ever)	11	0	11	0	0	0	0

Notes: The same client may be counted in more than one category, e.g., clients can receive services under more than one contract source, in more than one "County of Residence," or may have multiple "Other Indicators." Please see Definition page for other considerations.

Oklahoma Department of Mental Health and Substance Abuse Services

Counts of Admitted Clients Served by Funding Source for Each Agency During FY1994

S.O.S. FOR FAMILIES

	Total	Funding Source					
		Mental Health	Substance Abuse	Domestic Violence	Residential Care	Medicaid	Other
Total							
Unduplicated Count	377	1	0	377	0	0	0
Sex							
Female	285	1	0	285	0	0	0
Male	92	0	0	92	0	0	0
Age							
0-04	58	0	0	58	0	0	0
05-17	87	1	0	87	0	0	0
18-20	21	0	0	21	0	0	0
21-24	31	0	0	31	0	0	0
25-34	100	0	0	100	0	0	0
35-44	56	0	0	56	0	0	0
45-54	21	0	0	21	0	0	0
55-64	2	0	0	2	0	0	0
65-74	1	0	0	1	0	0	0
Race							
White	232	1	0	232	0	0	0
Black	53	0	0	53	0	0	0
Native American	74	0	0	74	0	0	0
Hispanic	13	0	0	13	0	0	0
Asian	5	0	0	5	0	0	0
Presenting Problem/Diagnosis							
Alcohol Abuse	2	0	0	2	0	0	0
Developmental Disorder	5	0	0	5	0	0	0
Mood Disorder	3	0	0	3	0	0	0
Social Conditions	363	1	0	363	0	0	0
Substance Related	4	0	0	4	0	0	0
County of Residence							
Beaver	1	0	0	1	0	0	0
Bryan	1	0	0	1	0	0	0
Choctaw	62	0	0	62	0	0	0
Love	1	0	0	1	0	0	0
McCurtain	270	1	0	270	0	0	0
Pittsburgh	1	0	0	1	0	0	0
Pushmataha	26	0	0	26	0	0	0
Washington	1	0	0	1	0	0	0
Out of State/Unknown	14	0	0	14	0	0	0
Other Indicators							
Homeless	39	0	0	39	0	0	0
SMI (If ever)	21	0	0	21	0	0	0

Notes: The same client may be counted in more than one category, e.g., clients can receive services under more than one contract source, in more than one "County of Residence," or may have multiple "Other Indicators." Please see Definition page for other considerations.

Oklahoma Department of Mental Health and Substance Abuse Services
Counts of Admitted Clients Served by Funding Source for Each Agency During FY1994
S.W. YOUTH & FAMILY SERVICES

	Total	Funding Source					
		Mental Health	Substance Abuse	Domestic Violence	Residential Care	Medicaid	Other
Total							
Unduplicated Count	207	0	207	0	0	0	0
Sex							
Female	136	0	136	0	0	0	0
Male	71	0	71	0	0	0	0
Age							
05-17	112	0	112	0	0	0	0
18-20	11	0	11	0	0	0	0
21-24	11	0	11	0	0	0	0
25-34	42	0	42	0	0	0	0
35-44	20	0	20	0	0	0	0
45-54	4	0	4	0	0	0	0
55-64	6	0	6	0	0	0	0
65-74	1	0	1	0	0	0	0
Race							
White	179	0	179	0	0	0	0
Black	13	0	13	0	0	0	0
Native American	10	0	10	0	0	0	0
Hispanic	5	0	5	0	0	0	0
Presenting Problem/Diagnosis							
Alcohol Abuse	35	0	35	0	0	0	0
Social Conditions	158	0	158	0	0	0	0
Substance Related	13	0	13	0	0	0	0
Deferred/No Diagnosis	1	0	1	0	0	0	0
County of Residence							
Caddo	30	0	30	0	0	0	0
Craig	6	0	6	0	0	0	0
Grady	169	0	169	0	0	0	0
McClain	1	0	1	0	0	0	0
Oklahoma	1	0	1	0	0	0	0
Other Indicators							
Dual Diagnosis	1	0	1	0	0	0	0
Homeless	2	0	2	0	0	0	0
SMI (If ever)	10	0	10	0	0	0	0

Notes: The same client may be counted in more than one category, e.g., clients can receive services under more than one contract source, in more than one "County of Residence," or may have multiple "Other Indicators." Please see Definition page for other considerations.

Oklahoma Department of Mental Health and Substance Abuse Services
Counts of Admitted Clients Served by Funding Source for Each Agency During FY1994
SANTE FE RESIDENTIAL CARE

	Total	Funding Source					
		Mental Health	Substance Abuse	Domestic Violence	Residential Care	Medicaid	Other
Total							
Unduplicated Count	37	0	0	0	37	0	0
Sex							
Female	3	0	0	0	3	0	0
Male	34	0	0	0	34	0	0
Age							
21-24	4	0	0	0	4	0	0
25-34	3	0	0	0	3	0	0
35-44	8	0	0	0	8	0	0
45-54	10	0	0	0	10	0	0
55-64	7	0	0	0	7	0	0
65-74	4	0	0	0	4	0	0
75-84	1	0	0	0	1	0	0
Race							
White	31	0	0	0	31	0	0
Black	3	0	0	0	3	0	0
Native American	3	0	0	0	3	0	0
Presenting Problem/Diagnosis							
Developmental Disorder	1	0	0	0	1	0	0
Other Psychotic	25	0	0	0	25	0	0
Social Conditions	10	0	0	0	10	0	0
Deferred/No Diagnosis	1	0	0	0	1	0	0
County of Residence							
Craig	37	0	0	0	37	0	0
Other Indicators							
Homeless	3	0	0	0	3	0	0
SMI (If ever)	35	0	0	0	35	0	0

Notes: The same client may be counted in more than one category, e.g., clients can receive services under more than one contract source, in more than one "County of Residence," or may have multiple "Other Indicators." Please see Definition page for other considerations.

Oklahoma Department of Mental Health and Substance Abuse Services

Counts of Admitted Clients Served by Funding Source for Each Agency During FY1994

SECOND CHANCE CDU

	Total	Funding Source					Other
		Mental Health	Substance Abuse	Domestic Violence	Residential Care	Medicaid	
Total							
Unduplicated Count	94	0	94	0	0	0	1
Sex							
Female	33	0	33	0	0	0	0
Male	61	0	61	0	0	0	1
Age							
05-17	85	0	85	0	0	0	1
18-20	9	0	9	0	0	0	0
Race							
White	69	0	69	0	0	0	1
Black	3	0	3	0	0	0	0
Native American	13	0	13	0	0	0	0
Hispanic	9	0	9	0	0	0	0
Presenting Problem/Diagnosis							
Alcohol Abuse	16	0	16	0	0	0	0
Mood Disorder	2	0	2	0	0	0	0
Social Conditions	1	0	1	0	0	0	0
Substance Related	75	0	75	0	0	0	1
County of Residence							
Adair	1	0	1	0	0	0	0
Atoka	1	0	1	0	0	0	0
Carter	2	0	2	0	0	0	0
Cleveland	15	0	15	0	0	0	0
Comanche	2	0	2	0	0	0	0
Creek	2	0	2	0	0	0	0
Garfield	2	0	2	0	0	0	0
Garvin	1	0	1	0	0	0	0
Harper	1	0	1	0	0	0	0
Hughes	3	0	3	0	0	0	0
Jackson	1	0	1	0	0	0	0
Kay	1	0	1	0	0	0	0
LeFlore	5	0	5	0	0	0	0
Lincoln	1	0	1	0	0	0	0
Logan	1	0	1	0	0	0	0
McCurtain	4	0	4	0	0	0	0
Muskogee	1	0	1	0	0	0	0
Okfuskee	4	0	4	0	0	0	0
Oklahoma	22	0	22	0	0	0	1
Okmulgee	1	0	1	0	0	0	0
Pittsburgh	7	0	7	0	0	0	0
Pottawatomie	4	0	4	0	0	0	0
Seminole	3	0	3	0	0	0	0
Tulsa	7	0	7	0	0	0	0
Woodward	1	0	1	0	0	0	0
Out of State/Unknown	1	0	1	0	0	0	0
Other Indicators							
Dual Diagnosis	4	0	4	0	0	0	0
Homeless	6	0	6	0	0	0	0
SED (6-17)	73	0	73	0	0	0	1
SMI (If ever)	14	0	14	0	0	0	0

Notes: The same client may be counted in more than one category, e.g., clients can receive services under more than one contract source, in more than one "County of Residence," or may have multiple "Other Indicators." Please see Definition page for other considerations.

Oklahoma Department of Mental Health and Substance Abuse Services

Counts of Admitted Clients Served by Funding Source for Each Agency During FY1994

SOAARR, INC.

	Total	Funding Source					Other
		Mental Health	Substance Abuse	Domestic Violence	Residential Care	Medicaid	
Total							
Unduplicated Count	84	0	73	0	0	0	12
Sex							
Female	19	0	13	0	0	0	7
Male	65	0	60	0	0	0	5
Age							
05-17	80	0	69	0	0	0	12
18-20	4	0	4	0	0	0	0
Race							
White	61	0	53	0	0	0	9
Black	3	0	3	0	0	0	0
Native American	12	0	10	0	0	0	2
Hispanic	7	0	7	0	0	0	0
Asian	1	0	0	0	0	0	1
Presenting Problem/Diagnosis							
Alcohol Abuse	5	0	4	0	0	0	1
Substance Related	79	0	69	0	0	0	11
County of Residence							
Beckham	2	0	1	0	0	0	1
Blaine	1	0	0	0	0	0	1
Caddo	1	0	1	0	0	0	0
Canadian	12	0	12	0	0	0	0
Carter	1	0	1	0	0	0	0
Cherokee	1	0	1	0	0	0	0
Cleveland	3	0	3	0	0	0	0
Comanche	8	0	7	0	0	0	1
Creek	1	0	1	0	0	0	0
Custer	4	0	2	0	0	0	2
Garfield	2	0	0	0	0	0	2
Kay	1	0	1	0	0	0	0
Lincoln	1	0	1	0	0	0	1
Logan	2	0	1	0	0	0	1
Murray	1	0	1	0	0	0	0
Oklahoma	20	0	20	0	0	0	0
Ottawa	1	0	0	0	0	0	1
Pittsburgh	3	0	3	0	0	0	0
Pottawatomie	1	0	1	0	0	0	0
Tulsa	6	0	6	0	0	0	0
Washington	1	0	1	0	0	0	0
Woods	1	0	1	0	0	0	0
Woodward	3	0	1	0	0	0	2
Out of State/Unknown	7	0	7	0	0	0	0
Other Indicators							
Dual Diagnosis	26	0	21	0	0	0	5
Homeless	5	0	1	0	0	0	4
SED (6-17)	80	0	69	0	0	0	12
SMI (If ever)	13	0	12	0	0	0	1

Notes: The same client may be counted in more than one category, e.g., clients can receive services under more than one contract source, in more than one "County of Residence," or may have multiple "Other Indicators." Please see Definition page for other considerations.

Oklahoma Department of Mental Health and Substance Abuse Services
Counts of Admitted Clients Served by Funding Source for Each Agency During FY1994
SOUTHWEST RETIREMENT HOME, INC

	Total	Funding Source					
		Mental Health	Substance Abuse	Domestic Violence	Residential Care	Medicaid	Other
Total							
Unduplicated Count	68	15	0	0	66	0	0
Sex							
Female	35	5	0	0	34	0	0
Male	33	10	0	0	32	0	0
Age							
18-20	1	1	0	0	1	0	0
25-34	8	3	0	0	7	0	0
35-44	23	10	0	0	22	0	0
45-54	12	1	0	0	12	0	0
55-64	4	0	0	0	4	0	0
65-74	16	0	0	0	16	0	0
75-84	3	0	0	0	3	0	0
85+	1	0	0	0	1	0	0
Race							
White	58	14	0	0	56	0	0
Black	5	1	0	0	5	0	0
Native American	1	0	0	0	1	0	0
Hispanic	4	0	0	0	4	0	0
Presenting Problem/Diagnosis							
Developmental Disorder	1	0	0	0	1	0	0
Social Conditions	57	14	0	0	55	0	0
Deferred/No Diagnosis	10	1	0	0	10	0	0
County of Residence							
Cimarron	1	0	0	0	1	0	0
Comanche	66	15	0	0	64	0	0
Out of State/Unknown	1	0	0	0	1	0	0
Other Indicators							
Homeless	2	0	0	0	2	0	0
SMI (If ever)	59	14	0	0	57	0	0

Notes: The same client may be counted in more than one category, e.g., clients can receive services under more than one contract source, in more than one "County of Residence," or may have multiple "Other Indicators." Please see Definition page for other considerations.

Oklahoma Department of Mental Health and Substance Abuse Services

Counts of Admitted Clients Served by Funding Source for Each Agency During FY1994

STAR MENTAL HEALTH

	Total	Funding Source					
		Mental Health	Substance Abuse	Domestic Violence	Residential Care	Medicaid	Other
Total							
Unduplicated Count	669	410	478	0	0	0	0
Sex							
Female	417	271	289	0	0	0	0
Male	252	139	189	0	0	0	0
Age							
0-04	5	5	0	0	0	0	0
05-17	53	53	9	0	0	0	0
18-20	16	13	9	0	0	0	0
21-24	40	31	29	0	0	0	0
25-34	176	127	115	0	0	0	0
35-44	185	110	140	0	0	0	0
45-54	99	45	85	0	0	0	0
55-64	58	17	55	0	0	0	0
65-74	29	7	28	0	0	0	0
75-84	7	2	7	0	0	0	0
85+	1	0	1	0	0	0	0
Race							
White	466	305	310	0	0	0	0
Black	161	81	137	0	0	0	0
Native American	27	15	18	0	0	0	0
Hispanic	14	8	12	0	0	0	0
Asian	1	1	1	0	0	0	0
Presenting Problem/Diagnosis							
Alcohol Abuse	8	5	6	0	0	0	0
Developmental Disorder	25	23	9	0	0	0	0
Mood Disorder	217	150	158	0	0	0	0
Non Alcohol/Drug Related Organic	21	7	19	0	0	0	0
Other Non-Psychotic	107	90	46	0	0	0	0
Other Psychotic	49	19	49	0	0	0	0
Personality Disorder	16	6	14	0	0	0	0
Schizophrenia	145	43	144	0	0	0	0
Social Conditions	42	41	3	0	0	0	0
Substance Related	13	11	9	0	0	0	0
Deferred/No Diagnosis	26	15	21	0	0	0	0
County of Residence							
Noble	1	1	0	0	0	0	0
Osage	34	23	24	0	0	0	0
Tulsa	632	385	452	0	0	0	0
Washington	1	1	1	0	0	0	0
Out of State/Unknown	1	0	1	0	0	0	0
Other Indicators							
Deaf and Hearing Impaired	3	1	3	0	0	0	0
Dual Diagnosis	99	51	84	0	0	0	0
Homeless	27	21	18	0	0	0	0
SED (6-17)	20	20	6	0	0	0	0
SMI (If ever)	441	200	410	0	0	0	0

Notes: The same client may be counted in more than one category, e.g., clients can receive services under more than one contract source, in more than one "County of Residence," or may have multiple "Other Indicators." Please see Definition page for other considerations.

Oklahoma Department of Mental Health and Substance Abuse Services

Counts of Admitted Clients Served by Funding Source for Each Agency During FY1994

STARTING POINT II, INC.

	Total	Funding Source					
		Mental Health	Substance Abuse	Domestic Violence	Residential Care	Medicaid	Other
Total							
Unduplicated Count	563	0	563	0	0	0	0
Sex							
Female	98	0	98	0	0	0	0
Male	465	0	465	0	0	0	0
Age							
05-17	6	0	6	0	0	0	0
18-20	36	0	36	0	0	0	0
21-24	105	0	105	0	0	0	0
25-34	200	0	200	0	0	0	0
35-44	148	0	148	0	0	0	0
45-54	45	0	45	0	0	0	0
55-64	21	0	21	0	0	0	0
65-74	1	0	1	0	0	0	0
75-84	1	0	1	0	0	0	0
Race							
White	382	0	382	0	0	0	0
Black	48	0	48	0	0	0	0
Native American	128	0	128	0	0	0	0
Hispanic	5	0	5	0	0	0	0
Presenting Problem/Diagnosis							
Alcohol Abuse	322	0	322	0	0	0	0
Social Conditions	7	0	7	0	0	0	0
Substance Related	234	0	234	0	0	0	0
County of Residence							
Atoka	3	0	3	0	0	0	0
Beckham	1	0	1	0	0	0	0
Blaine	1	0	1	0	0	0	0
Canadian	2	0	2	0	0	0	0
Carter	1	0	1	0	0	0	0
Cherokee	2	0	2	0	0	0	0
Choctaw	16	0	16	0	0	0	0
Coal	2	0	2	0	0	0	0
Comanche	1	0	1	0	0	0	0
Creek	10	0	10	0	0	0	0
Custer	1	0	1	0	0	0	0
Delaware	1	0	1	0	0	0	0
Garfield	16	0	16	0	0	0	0
Garvin	1	0	1	0	0	0	0
Grady	1	0	1	0	0	0	0
Grant	1	0	1	0	0	0	0
Haskell	1	0	1	0	0	0	0
Hughes	2	0	2	0	0	0	0
Kay	54	0	54	0	0	0	0
Kingfisher	2	0	2	0	0	0	0
Kiowa	1	0	1	0	0	0	0
LeFlore	1	0	1	0	0	0	0
Lincoln	11	0	11	0	0	0	0
Logan	11	0	11	0	0	0	0
Major	1	0	1	0	0	0	0

Notes: The same client may be counted in more than one category, e.g., clients can receive services under more than one contract source, in more than one "County of Residence," or may have multiple "Other Indicators." Please see Definition page for other considerations.

Oklahoma Department of Mental Health and Substance Abuse Services
Counts of Admitted Clients Served by Funding Source for Each Agency During FY1994
STARTING POINT II, INC.

	Funding Source						
	Total	Mental Health	Substance Abuse	Domestic Violence	Residential Care	Medicaid	Other
Mayes	3	0	3	0	0	0	0
McCurtain	19	0	19	0	0	0	0
McIntosh	1	0	1	0	0	0	0
Muskogee	4	0	4	0	0	0	0
Noble	6	0	6	0	0	0	0
Nowata	1	0	1	0	0	0	0
Okfuskee	1	0	1	0	0	0	0
Oklahoma	27	0	27	0	0	0	0
Okmulgee	3	0	3	0	0	0	0
Osage	13	0	13	0	0	0	0
Ottawa	2	0	2	0	0	0	0
Pawnee	12	0	12	0	0	0	0
Payne	248	0	248	0	0	0	0
Pittsburgh	1	0	1	0	0	0	0
Pottawatomie	7	0	7	0	0	0	0
Pushmataha	6	0	6	0	0	0	0
Rogers	2	0	2	0	0	0	0
Seminole	5	0	5	0	0	0	0
Tulsa	22	0	22	0	0	0	0
Wagoner	4	0	4	0	0	0	0
Washington	22	0	22	0	0	0	0
Washita	1	0	1	0	0	0	0
Woods	1	0	1	0	0	0	0
Woodward	1	0	1	0	0	0	0
Out of State/Unknown	7	0	7	0	0	0	0
Other Indicators							
Deaf and Hearing Impaired	1	0	1	0	0	0	0
Homeless	78	0	78	0	0	0	0
SMI (If ever)	86	0	86	0	0	0	0

Notes: The same client may be counted in more than one category, e.g., clients can receive services under more than one contract source, in more than one "County of Residence," or may have multiple "Other Indicators." Please see Definition page for other considerations.

Oklahoma Department of Mental Health and Substance Abuse Services

Counts of Admitted Clients Served by Funding Source for Each Agency During FY1994

STILLWATER DOMESTIC VIOLENCE SERVICE INC.

	Total	Funding Source					Other
		Mental Health	Substance Abuse	Domestic Violence	Residential Care	Medicaid	
Total							
Unduplicated Count	376	0	0	361	0	0	41
Sex							
Female	240	0	0	235	0	0	19
Male	136	0	0	126	0	0	22
Age							
0-04	114	0	0	107	0	0	21
05-17	89	0	0	81	0	0	15
18-20	20	0	0	20	0	0	1
21-24	28	0	0	28	0	0	1
25-34	80	0	0	80	0	0	1
35-44	39	0	0	39	0	0	2
45-54	5	0	0	5	0	0	0
65-74	1	0	0	1	0	0	0
Race							
White	279	0	0	266	0	0	31
Black	46	0	0	44	0	0	8
Native American	34	0	0	34	0	0	2
Hispanic	11	0	0	11	0	0	0
Asian	6	0	0	6	0	0	0
Presenting Problem/Diagnosis							
Alcohol Abuse	2	0	0	2	0	0	0
Developmental Disorder	2	0	0	2	0	0	0
Mood Disorder	2	0	0	2	0	0	0
Social Conditions	327	0	0	314	0	0	38
Deferred/No Diagnosis	43	0	0	41	0	0	3
County of Residence							
Creek	2	0	0	2	0	0	0
Lincoln	4	0	0	4	0	0	0
Logan	5	0	0	5	0	0	3
Noble	12	0	0	12	0	0	0
Okfuskee	3	0	0	3	0	0	0
Oklahoma	13	0	0	13	0	0	0
Osage	1	0	0	1	0	0	0
Pawnee	19	0	0	19	0	0	0
Payne	297	0	0	282	0	0	38
Pottawatomie	5	0	0	5	0	0	0
Out of State/Unknown	15	0	0	15	0	0	0
Other Indicators							
Deaf and Hearing Impaired	1	0	0	1	0	0	0
Dual Diagnosis	2	0	0	2	0	0	0
Homeless	66	0	0	66	0	0	0
SMI (If ever)	19	0	0	19	0	0	1

Notes: The same client may be counted in more than one category, e.g., clients can receive services under more than one contract source, in more than one "County of Residence," or may have multiple "Other Indicators." Please see Definition page for other considerations.

Oklahoma Department of Mental Health and Substance Abuse Services
Counts of Admitted Clients Served by Funding Source for Each Agency During FY1994
STREET SCHOOL, INC.

		Funding Source						
		Total	Mental Health	Substance Abuse	Domestic Violence	Residential Care	Medicaid	Other
Total	Unduplicated Count	36	0	36	0	0	0	0
Sex	Female	11	0	11	0	0	0	0
	Male	25	0	25	0	0	0	0
Age	05-17	34	0	34	0	0	0	0
	18-20	2	0	2	0	0	0	0
Race	White	22	0	22	0	0	0	0
	Black	6	0	6	0	0	0	0
	Native American	7	0	7	0	0	0	0
	Hispanic	1	0	1	0	0	0	0
Presenting Problem/Diagnosis	Alcohol Abuse	18	0	18	0	0	0	0
	Social Conditions	3	0	3	0	0	0	0
	Substance Related	15	0	15	0	0	0	0
County of Residence	Tulsa	36	0	36	0	0	0	0
Other Indicators	Dual Diagnosis	2	0	2	0	0	0	0
	SMI (If ever)	7	0	7	0	0	0	0

Notes: The same client may be counted in more than one category, e.g., clients can receive services under more than one contract source, in more than one "County of Residence," or may have multiple "Other Indicators." Please see Definition page for other considerations.

Oklahoma Department of Mental Health and Substance Abuse Services
Counts of Admitted Clients Served by Funding Source for Each Agency During FY1994
SUGAR MOUNTAIN RETREAT

	Total	Funding Source					
		Mental Health	Substance Abuse	Domestic Violence	Residential Care	Medicaid	Other
Total							
Unduplicated Count	65	0	0	0	65	0	0
Sex							
Female	29	0	0	0	29	0	0
Male	36	0	0	0	36	0	0
Age							
18-20	1	0	0	0	1	0	0
21-24	7	0	0	0	7	0	0
25-34	20	0	0	0	20	0	0
35-44	23	0	0	0	23	0	0
45-54	9	0	0	0	9	0	0
55-64	4	0	0	0	4	0	0
65-74	1	0	0	0	1	0	0
Race							
White	50	0	0	0	50	0	0
Native American	11	0	0	0	11	0	0
Hispanic	4	0	0	0	4	0	0
Presenting Problem/Diagnosis							
Developmental Disorder	1	0	0	0	1	0	0
Other Non-Psychotic	1	0	0	0	1	0	0
Other Psychotic	45	0	0	0	45	0	0
Social Conditions	17	0	0	0	17	0	0
Substance Related	1	0	0	0	1	0	0
County of Residence							
Cherokee	64	0	0	0	64	0	0
LeFlore	1	0	0	0	1	0	0
Other Indicators							
Dual Diagnosis	2	0	0	0	2	0	0
Homeless	2	0	0	0	2	0	0
SMI (If ever)	63	0	0	0	63	0	0

Notes: The same client may be counted in more than one category, e.g., clients can receive services under more than one contract source, in more than one "County of Residence," or may have multiple "Other Indicators." Please see Definition page for other considerations.

Oklahoma Department of Mental Health and Substance Abuse Services

Counts of Admitted Clients Served by Funding Source for Each Agency During FY1994

SUNNY ACRES BOARDING MANOR, INC.

	Total	Funding Source					
		Mental Health	Substance Abuse	Domestic Violence	Residential Care	Medicaid	Other
Total							
Unduplicated Count	46	0	0	0	46	0	0
Sex							
Female	18	0	0	0	18	0	0
Male	28	0	0	0	28	0	0
Age							
21-24	1	0	0	0	1	0	0
25-34	4	0	0	0	4	0	0
35-44	11	0	0	0	11	0	0
45-54	5	0	0	0	5	0	0
55-64	16	0	0	0	16	0	0
65-74	8	0	0	0	8	0	0
75-84	1	0	0	0	1	0	0
Race							
White	33	0	0	0	33	0	0
Black	9	0	0	0	9	0	0
Native American	4	0	0	0	4	0	0
Presenting Problem/Diagnosis							
Alcohol Abuse	3	0	0	0	3	0	0
Developmental Disorder	3	0	0	0	3	0	0
Mood Disorder	7	0	0	0	7	0	0
Other Non-Psychotic	1	0	0	0	1	0	0
Other Psychotic	11	0	0	0	11	0	0
Social Conditions	19	0	0	0	19	0	0
Substance Related	2	0	0	0	2	0	0
County of Residence							
Garfield	1	0	0	0	1	0	0
Tulsa	45	0	0	0	45	0	0
Other Indicators							
Dual Diagnosis	6	0	0	0	6	0	0
Homeless	3	0	0	0	3	0	0
SMI (If ever)	46	0	0	0	46	0	0

Notes: The same client may be counted in more than one category, e.g., clients can receive services under more than one contract source, in more than one "County of Residence," or may have multiple "Other Indicators." Please see Definition page for other considerations.

Oklahoma Department of Mental Health and Substance Abuse Services

Counts of Admitted Clients Served by Funding Source for Each Agency During FY1994

SUNNY ACRES RESIDENTIAL CARE

	Total	Funding Source					
		Mental Health	Substance Abuse	Domestic Violence	Residential Care	Medicaid	Other
Total							
Unduplicated Count	52	0	0	0	52	0	0
Sex							
Female	11	0	0	0	11	0	0
Male	41	0	0	0	41	0	0
Age							
18-20	1	0	0	0	1	0	0
21-24	5	0	0	0	5	0	0
25-34	13	0	0	0	13	0	0
35-44	19	0	0	0	19	0	0
45-54	6	0	0	0	6	0	0
55-64	5	0	0	0	5	0	0
65-74	2	0	0	0	2	0	0
75-84	1	0	0	0	1	0	0
Race							
White	34	0	0	0	34	0	0
Black	8	0	0	0	8	0	0
Native American	9	0	0	0	9	0	0
Asian	1	0	0	0	1	0	0
Presenting Problem/Diagnosis							
Mood Disorder	6	0	0	0	6	0	0
Other Psychotic	15	0	0	0	15	0	0
Social Conditions	31	0	0	0	31	0	0
County of Residence							
Mayes	52	0	0	0	52	0	0
Other Indicators							
Dual Diagnosis	2	0	0	0	2	0	0
SMI (If ever)	52	0	0	0	52	0	0

Notes: The same client may be counted in more than one category, e.g., clients can receive services under more than one contract source, in more than one "County of Residence," or may have multiple "Other Indicators." Please see Definition page for other considerations.

Oklahoma Department of Mental Health and Substance Abuse Services

Counts of Admitted Clients Served by Funding Source for Each Agency During FY1994

THE NEXT STEP NETWORK, INC.

	Total	Funding Source					
		Mental Health	Substance Abuse	Domestic Violence	Residential Care	Medicaid	Other
Total							
Unduplicated Count	209	0	208	0	0	0	8
Sex							
Female	65	0	65	0	0	0	2
Male	144	0	143	0	0	0	6
Age							
05-17	2	0	2	0	0	0	1
18-20	16	0	16	0	0	0	0
21-24	25	0	25	0	0	0	1
25-34	84	0	84	0	0	0	3
35-44	56	0	56	0	0	0	2
45-54	17	0	17	0	0	0	0
55-64	7	0	7	0	0	0	0
75-84	2	0	1	0	0	0	1
Race							
White	166	0	165	0	0	0	8
Black	7	0	7	0	0	0	0
Native American	13	0	13	0	0	0	0
Hispanic	23	0	23	0	0	0	0
Presenting Problem/Diagnosis							
Alcohol Abuse	114	0	114	0	0	0	1
Mood Disorder	1	0	1	0	0	0	0
Social Conditions	23	0	22	0	0	0	7
Substance Related	71	0	71	0	0	0	0
County of Residence							
Beaver	7	0	7	0	0	0	0
Beckham	10	0	10	0	0	0	0
Blaine	2	0	2	0	0	0	0
Caddo	3	0	3	0	0	0	0
Canadian	1	0	1	0	0	0	0
Carter	2	0	2	0	0	0	0
Cimarron	11	0	10	0	0	0	1
Cleveland	3	0	3	0	0	0	0
Comanche	1	0	1	0	0	0	0
Cotton	1	0	1	0	0	0	0
Custer	11	0	11	0	0	0	0
Dewey	2	0	2	0	0	0	0
Garfield	4	0	4	0	0	0	0
Grady	1	0	1	0	0	0	0
Greer	8	0	8	0	0	0	0
Harmon	1	0	1	0	0	0	0
Jackson	2	0	2	0	0	0	0
Kay	1	0	1	0	0	0	0
Kiowa	1	0	1	0	0	0	0
Logan	1	0	1	0	0	0	0
McCurtain	1	0	1	0	0	0	0
Noble	1	0	1	0	0	0	0
Oklahoma	11	0	11	0	0	0	0
Pawnee	1	0	1	0	0	0	0
Payne	2	0	2	0	0	0	0

Notes: The same client may be counted in more than one category, e.g., clients can receive services under more than one contract source, in more than one "County of Residence," or may have multiple "Other Indicators." Please see Definition page for other considerations.

Oklahoma Department of Mental Health and Substance Abuse Services
Counts of Admitted Clients Served by Funding Source for Each Agency During FY1994
THE NEXT STEP NETWORK, INC.

	Funding Source						
	Total	Mental Health	Substance Abuse	Domestic Violence	Residential Care	Medicaid	Other
Pittsburgh	1	0	1	0	0	0	0
Pontotoc	2	0	2	0	0	0	0
Seminole	1	0	1	0	0	0	0
Stephens	2	0	2	0	0	0	0
Texas	81	0	81	0	0	0	7
Tulsa	2	0	2	0	0	0	0
Wagoner	1	0	1	0	0	0	0
Washita	3	0	3	0	0	0	0
Woodward	11	0	11	0	0	0	0
Out of State/Unknown	16	0	16	0	0	0	0
Other Indicators							
Dual Diagnosis	2	0	2	0	0	0	0
Homeless	29	0	29	0	0	0	0
SMI (If ever)	37	0	37	0	0	0	0

Notes: The same client may be counted in more than one category, e.g., clients can receive services under more than one contract source, in more than one "County of Residence," or may have multiple "Other Indicators." Please see Definition page for other considerations.

Oklahoma Department of Mental Health and Substance Abuse Services

Counts of Admitted Clients Served by Funding Source for Each Agency During FY1994

THE OAKS BEHAVIORAL HEALTH CENTER

	Total	Funding Source					
		Mental Health	Substance Abuse	Domestic Violence	Residential Care	Medicaid	Other
Total							
Unduplicated Count	415	1	414	0	0	0	1
Sex							
Female	233	1	233	0	0	0	0
Male	182	0	181	0	0	0	1
Age							
0-04	78	0	78	0	0	0	0
05-17	46	0	46	0	0	0	0
18-20	11	0	11	0	0	0	0
21-24	57	0	57	0	0	0	0
25-34	134	1	133	0	0	0	1
35-44	51	0	51	0	0	0	0
45-54	23	0	23	0	0	0	0
55-64	14	0	14	0	0	0	0
65-74	1	0	1	0	0	0	0
Race							
White	241	0	240	0	0	0	1
Black	95	1	95	0	0	0	0
Native American	67	0	67	0	0	0	0
Hispanic	12	0	12	0	0	0	0
Presenting Problem/Diagnosis							
Alcohol Abuse	112	0	112	0	0	0	0
Developmental Disorder	2	0	2	0	0	0	0
Other Non-Psychotic	17	0	17	0	0	0	0
Social Conditions	126	0	126	0	0	0	0
Substance Related	158	1	157	0	0	0	1
County of Residence							
Atoka	11	0	11	0	0	0	0
Blaine	3	0	3	0	0	0	0
Bryan	4	0	4	0	0	0	0
Caddo	5	0	5	0	0	0	0
Carter	2	0	2	0	0	0	0
Cherokee	6	0	6	0	0	0	0
Choctaw	11	0	11	0	0	0	0
Cleveland	9	0	9	0	0	0	0
Coal	4	0	4	0	0	0	0
Comanche	3	0	3	0	0	0	0
Cotton	1	0	1	0	0	0	0
Creek	1	0	1	0	0	0	0
Delaware	4	0	4	0	0	0	0
Garfield	5	0	5	0	0	0	0
Haskell	10	0	10	0	0	0	0
Hughes	2	0	2	0	0	0	0
Johnston	1	0	1	0	0	0	0
Kingfisher	1	0	1	0	0	0	0
Kiowa	3	0	3	0	0	0	0
Latimer	4	0	4	0	0	0	0
LeFlore	9	0	9	0	0	0	0
Logan	4	0	4	0	0	0	0
Mayes	1	0	1	0	0	0	0

Notes: The same client may be counted in more than one category, e.g., clients can receive services under more than one contract source, in more than one "County of Residence," or may have multiple "Other Indicators." Please see Definition page for other considerations.

Oklahoma Department of Mental Health and Substance Abuse Services
Counts of Admitted Clients Served by Funding Source for Each Agency During FY1994
THE OAKS BEHAVIORAL HEALTH CENTER

	Total	Funding Source					Other
		Mental Health	Substance Abuse	Domestic Violence	Residential Care	Medicaid	
McCurtain	23	0	22	0	0	0	1
McIntosh	8	0	8	0	0	0	0
Muskogee	18	0	18	0	0	0	0
Oklahoma	72	0	72	0	0	0	0
Okmulgee	12	0	12	0	0	0	0
Osage	5	0	5	0	0	0	0
Ottawa	6	0	6	0	0	0	0
Payne	5	1	5	0	0	0	0
Pittsburgh	85	0	85	0	0	0	0
Pontotoc	1	0	1	0	0	0	0
Pottawatomie	6	0	6	0	0	0	0
Pushmataha	5	0	5	0	0	0	0
Rogers	4	0	4	0	0	0	0
Seminole	2	0	2	0	0	0	0
Sequoyah	2	0	2	0	0	0	0
Tulsa	47	0	47	0	0	0	0
Wagoner	1	0	1	0	0	0	0
Washington	6	0	6	0	0	0	0
Washita	1	0	1	0	0	0	0
Out of State/Unknown	2	0	2	0	0	0	0
Other Indicators							
Deaf and Hearing Impaired	3	0	3	0	0	0	0
Dual Diagnosis	1	0	1	0	0	0	0
Homeless	74	0	74	0	0	0	0
SMI (If ever)	47	0	47	0	0	0	0

Notes: The same client may be counted in more than one category, e.g., clients can receive services under more than one contract source, in more than one "County of Residence," or may have multiple "Other Indicators." Please see Definition page for other considerations.

Oklahoma Department of Mental Health and Substance Abuse Services

Counts of Admitted Clients Served by Funding Source for Each Agency During FY1994

THE REFERRAL CENTER

	Total	Funding Source					
		Mental Health	Substance Abuse	Domestic Violence	Residential Care	Medicaid	Other
Total							
Unduplicated Count	906	0	906	0	0	0	0
Sex							
Female	281	0	281	0	0	0	0
Male	625	0	625	0	0	0	0
Age							
05-17	6	0	6	0	0	0	0
18-20	32	0	32	0	0	0	0
21-24	104	0	104	0	0	0	0
25-34	390	0	390	0	0	0	0
35-44	283	0	283	0	0	0	0
45-54	64	0	64	0	0	0	0
55-64	23	0	23	0	0	0	0
65-74	4	0	4	0	0	0	0
Race							
White	509	0	509	0	0	0	0
Black	319	0	319	0	0	0	0
Native American	56	0	56	0	0	0	0
Hispanic	21	0	21	0	0	0	0
Asian	1	0	1	0	0	0	0
Presenting Problem/Diagnosis							
Alcohol Abuse	440	0	440	0	0	0	0
Mood Disorder	4	0	4	0	0	0	0
Other Non-Psychotic	1	0	1	0	0	0	0
Social Conditions	25	0	25	0	0	0	0
Substance Related	433	0	433	0	0	0	0
Deferred/No Diagnosis	3	0	3	0	0	0	0
County of Residence							
Beckham	2	0	2	0	0	0	0
Blaine	4	0	4	0	0	0	0
Bryan	2	0	2	0	0	0	0
Caddo	7	0	7	0	0	0	0
Canadian	25	0	25	0	0	0	0
Carter	18	0	18	0	0	0	0
Cherokee	3	0	3	0	0	0	0
Choctaw	3	0	3	0	0	0	0
Cimarron	1	0	1	0	0	0	0
Cleveland	22	0	22	0	0	0	0
Coal	3	0	3	0	0	0	0
Comanche	4	0	4	0	0	0	0
Cotton	1	0	1	0	0	0	0
Creek	1	0	1	0	0	0	0
Custer	6	0	6	0	0	0	0
Ellis	2	0	2	0	0	0	0
Garfield	2	0	2	0	0	0	0
Garvin	6	0	6	0	0	0	0
Grady	16	0	16	0	0	0	0
Harmon	1	0	1	0	0	0	0
Hughes	1	0	1	0	0	0	0
Jackson	2	0	2	0	0	0	0

Notes: The same client may be counted in more than one category, e.g., clients can receive services under more than one contract source, in more than one "County of Residence," or may have multiple "Other Indicators." Please see Definition page for other considerations.

Oklahoma Department of Mental Health and Substance Abuse Services

Counts of Admitted Clients Served by Funding Source for Each Agency During FY1994

THE REFERRAL CENTER

	Funding Source						
	Total	Mental Health	Substance Abuse	Domestic Violence	Residential Care	Medicaid	Other
Jefferson	1	0	1	0	0	0	0
Johnston	2	0	2	0	0	0	0
Kiowa	2	0	2	0	0	0	0
LeFlore	1	0	1	0	0	0	0
Lincoln	4	0	4	0	0	0	0
Logan	12	0	12	0	0	0	0
Love	1	0	1	0	0	0	0
Marshall	3	0	3	0	0	0	0
McClain	10	0	10	0	0	0	0
McCurtain	4	0	4	0	0	0	0
Murray	2	0	2	0	0	0	0
Oklahoma	681	0	681	0	0	0	0
Okmulgee	2	0	2	0	0	0	0
Pawnee	1	0	1	0	0	0	0
Pittsburgh	1	0	1	0	0	0	0
Pontotoc	4	0	4	0	0	0	0
Pottawatomie	12	0	12	0	0	0	0
Pushmataha	2	0	2	0	0	0	0
Roger Mills	1	0	1	0	0	0	0
Seminole	5	0	5	0	0	0	0
Stephens	2	0	2	0	0	0	0
Tulsa	3	0	3	0	0	0	0
Wagoner	2	0	2	0	0	0	0
Washita	1	0	1	0	0	0	0
Woodward	4	0	4	0	0	0	0
Out of State/Unknown	11	0	11	0	0	0	0
Other Indicators							
Deaf and Hearing Impaired	3	0	3	0	0	0	0
Dual Diagnosis	3	0	3	0	0	0	0
Homeless	94	0	94	0	0	0	0
SED (6-17)	1	0	1	0	0	0	0
SMI (If ever)	130	0	130	0	0	0	0

Notes: The same client may be counted in more than one category, e.g., clients can receive services under more than one contract source, in more than one "County of Residence," or may have multiple "Other Indicators." Please see Definition page for other considerations.

Oklahoma Department of Mental Health and Substance Abuse Services

Counts of Admitted Clients Served by Funding Source for Each Agency During FY1994

TRI-CITY SUBSTANCE ABUSE CTR

	Total	Funding Source					Other
		Mental Health	Substance Abuse	Domestic Violence	Residential Care	Medicaid	
Total							
Unduplicated Count	148	0	145	0	0	0	8
Sex							
Female	83	0	82	0	0	0	3
Male	65	0	63	0	0	0	5
Age							
05-17	20	0	18	0	0	0	5
18-20	12	0	12	0	0	0	1
21-24	12	0	12	0	0	0	0
25-34	38	0	37	0	0	0	2
35-44	50	0	50	0	0	0	0
45-54	9	0	9	0	0	0	0
55-64	5	0	5	0	0	0	0
65-74	2	0	2	0	0	0	0
Race							
White	116	0	114	0	0	0	7
Black	5	0	5	0	0	0	0
Native American	25	0	24	0	0	0	1
Hispanic	2	0	2	0	0	0	0
Presenting Problem/Diagnosis							
Alcohol Abuse	52	0	50	0	0	0	2
Mood Disorder	1	0	1	0	0	0	0
Social Conditions	52	0	51	0	0	0	4
Substance Related	43	0	43	0	0	0	2
County of Residence							
Hughes	7	0	7	0	0	0	0
Okfuskee	4	0	4	0	0	0	0
Pontotoc	7	0	6	0	0	0	1
Pottawatomie	12	0	12	0	0	0	0
Seminole	118	0	116	0	0	0	7
Other Indicators							
Dual Diagnosis	9	0	9	0	0	0	0
Homeless	3	0	3	0	0	0	0
SMI (If ever)	20	0	20	0	0	0	0

Notes: The same client may be counted in more than one category, e.g., clients can receive services under more than one contract source, in more than one "County of Residence," or may have multiple "Other Indicators." Please see Definition page for other considerations.

Oklahoma Department of Mental Health and Substance Abuse Services

Counts of Admitted Clients Served by Funding Source for Each Agency During FY1994

TRI-CITY YOUTH & FAMILY CENTER

		Funding Source						
		Total	Mental Health	Substance Abuse	Domestic Violence	Residential Care	Medicaid	Other
Total	Unduplicated Count	286	0	283	0	0	0	12
Sex	Female	152	0	152	0	0	0	3
	Male	134	0	131	0	0	0	9
Age	0-04	6	0	6	0	0	0	1
	05-17	168	0	165	0	0	0	11
	18-20	19	0	19	0	0	0	0
	21-24	18	0	18	0	0	0	0
	25-34	36	0	36	0	0	0	0
	35-44	31	0	31	0	0	0	0
	45-54	6	0	6	0	0	0	0
	55-64	2	0	2	0	0	0	0
Race	White	243	0	240	0	0	0	5
	Black	10	0	10	0	0	0	0
	Native American	24	0	24	0	0	0	6
	Hispanic	7	0	7	0	0	0	0
	Asian	2	0	2	0	0	0	1
Presenting Problem/Diagnosis	Alcohol Abuse	93	0	93	0	0	0	0
	Social Conditions	145	0	144	0	0	0	7
	Substance Related	47	0	45	0	0	0	5
	Deferred/No Diagnosis	1	0	1	0	0	0	0
County of Residence	Cleveland	1	0	1	0	0	0	0
	Lincoln	12	0	12	0	0	0	6
	Okfuskee	1	0	1	0	0	0	0
	Oklahoma	255	0	255	0	0	0	0
	Pottawatomie	17	0	14	0	0	0	6
Other Indicators	Dual Diagnosis	3	0	3	0	0	0	0
	Homeless	2	0	2	0	0	0	0
	SMI (If ever)	21	0	21	0	0	0	0

Notes: The same client may be counted in more than one category, e.g., clients can receive services under more than one contract source, in more than one "County of Residence," or may have multiple "Other Indicators." Please see Definition page for other considerations.

Oklahoma Department of Mental Health and Substance Abuse Services

Counts of Admitted Clients Served by Funding Source for Each Agency During FY1994

TURNING POINT

	Total	Funding Source					
		Mental Health	Substance Abuse	Domestic Violence	Residential Care	Medicaid	Other
Total							
Unduplicated Count	193	0	193	0	0	0	0
Sex							
Female	83	0	83	0	0	0	0
Male	110	0	110	0	0	0	0
Age							
05-17	25	0	25	0	0	0	0
18-20	9	0	9	0	0	0	0
21-24	13	0	13	0	0	0	0
25-34	66	0	66	0	0	0	0
35-44	58	0	58	0	0	0	0
45-54	18	0	18	0	0	0	0
55-64	4	0	4	0	0	0	0
Race							
White	145	0	145	0	0	0	0
Black	12	0	12	0	0	0	0
Native American	32	0	32	0	0	0	0
Hispanic	3	0	3	0	0	0	0
Asian	1	0	1	0	0	0	0
Presenting Problem/Diagnosis							
Alcohol Abuse	65	0	65	0	0	0	0
Mood Disorder	1	0	1	0	0	0	0
Social Conditions	34	0	34	0	0	0	0
Substance Related	91	0	91	0	0	0	0
Deferred/No Diagnosis	2	0	2	0	0	0	0
County of Residence							
Dewey	4	0	4	0	0	0	0
Nowata	5	0	5	0	0	0	0
Oklahoma	1	0	1	0	0	0	0
Osage	3	0	3	0	0	0	0
Washington	175	0	175	0	0	0	0
Out of State/Unknown	5	0	5	0	0	0	0
Other Indicators							
Dual Diagnosis	8	0	8	0	0	0	0
Homeless	5	0	5	0	0	0	0
SMI (If ever)	24	0	24	0	0	0	0

Notes: The same client may be counted in more than one category, e.g., clients can receive services under more than one contract source, in more than one "County of Residence," or may have multiple "Other Indicators." Please see Definition page for other considerations.

Oklahoma Department of Mental Health and Substance Abuse Services

Counts of Admitted Clients Served by Funding Source for Each Agency During FY1994

TWELVE & TWELVE, INC.

	Total	Funding Source					
		Mental Health	Substance Abuse	Domestic Violence	Residential Care	Medicaid	Other
Total							
Unduplicated Count	1,337	1	1,298	0	0	0	101
Sex							
Female	386	0	384	0	0	0	8
Male	951	1	914	0	0	0	93
Age							
18-20	36	0	35	0	0	0	1
21-24	134	1	131	0	0	0	7
25-34	540	0	530	0	0	0	35
35-44	445	0	430	0	0	0	35
45-54	139	0	131	0	0	0	15
55-64	40	0	38	0	0	0	8
65-74	3	0	3	0	0	0	0
Race							
White	903	1	879	0	0	0	66
Black	229	0	220	0	0	0	21
Native American	158	0	153	0	0	0	11
Hispanic	44	0	43	0	0	0	2
Asian	3	0	3	0	0	0	1
Presenting Problem/Diagnosis							
Alcohol Abuse	737	1	707	0	0	0	80
Substance Related	600	0	591	0	0	0	21
County of Residence							
Atoka	1	0	1	0	0	0	1
Beaver	1	0	1	0	0	0	1
Bryan	2	0	2	0	0	0	0
Caddo	2	0	1	0	0	0	1
Canadian	4	0	2	0	0	0	2
Carter	4	0	4	0	0	0	0
Cherokee	10	0	10	0	0	0	1
Choctaw	3	0	3	0	0	0	0
Cimarron	1	0	1	0	0	0	0
Cleveland	7	0	7	0	0	0	1
Comanche	5	0	4	0	0	0	1
Craig	5	0	5	0	0	0	1
Creek	45	0	45	0	0	0	3
Delaware	6	0	6	0	0	0	0
Garfield	1	0	1	0	0	0	0
Grady	1	0	1	0	0	0	0
Greer	1	0	1	0	0	0	0
Haskell	1	0	1	0	0	0	0
Johnston	1	0	1	0	0	0	1
Kay	6	0	6	0	0	0	1
LeFlore	2	0	2	0	0	0	0
Lincoln	3	0	3	0	0	0	0
Logan	1	0	1	0	0	0	0
Mayes	20	0	19	0	0	0	3
McCurtain	3	0	3	0	0	0	0
McIntosh	2	0	2	0	0	0	0
Murray	2	0	2	0	0	0	0

Notes: The same client may be counted in more than one category, e.g., clients can receive services under more than one contract source, in more than one "County of Residence," or may have multiple "Other Indicators." Please see Definition page for other considerations.

Oklahoma Department of Mental Health and Substance Abuse Services
Counts of Admitted Clients Served by Funding Source for Each Agency During FY1994
TWELVE & TWELVE, INC.

	Funding Source						
	Total	Mental Health	Substance Abuse	Domestic Violence	Residential Care	Medicaid	Other
Muskogee	24	0	23	0	0	0	1
Noble	3	0	3	0	0	0	0
Okfuskee	1	0	0	0	0	0	1
Oklahoma	40	0	33	0	0	0	14
Okmulgee	38	0	37	0	0	0	1
Osage	17	0	17	0	0	0	1
Ottawa	8	0	8	0	0	0	0
Pawnee	8	0	8	0	0	0	0
Payne	10	0	9	0	0	0	5
Pittsburgh	2	0	2	0	0	0	0
Pontotoc	2	0	2	0	0	0	1
Pottawatomie	5	0	4	0	0	0	1
Pushmataha	1	0	1	0	0	0	0
Rogers	25	0	25	0	0	0	0
Seminole	7	0	6	0	0	0	2
Sequoyah	10	0	10	0	0	0	0
Stephens	4	0	4	0	0	0	0
Tillman	2	0	2	0	0	0	2
Tulsa	927	1	907	0	0	0	52
Wagoner	17	0	17	0	0	0	0
Washington	23	0	23	0	0	0	1
Washita	1	0	1	0	0	0	0
Woods	1	0	1	0	0	0	0
Woodward	1	0	1	0	0	0	0
Out of State/Unknown	20	0	19	0	0	0	2
Other Indicators							
Deaf and Hearing Impaired	1	0	1	0	0	0	1
Dual Diagnosis	3	0	3	0	0	0	0
Homeless	151	0	150	0	0	0	5
SMI (If ever)	333	0	331	0	0	0	4

Notes: The same client may be counted in more than one category, e.g., clients can receive services under more than one contract source, in more than one "County of Residence," or may have multiple "Other Indicators." Please see Definition page for other considerations.

Oklahoma Department of Mental Health and Substance Abuse Services
Counts of Admitted Clients Served by Funding Source for Each Agency During FY1994
VIAN RESIDENTIAL CARE

		Funding Source						
		Total	Mental Health	Substance Abuse	Domestic Violence	Residential Care	Medicaid	Other
Total	Unduplicated Count	51	0	0	0	51	0	0
Sex	Female	15	0	0	0	15	0	0
	Male	36	0	0	0	36	0	0
Age	18-20	2	0	0	0	2	0	0
	21-24	1	0	0	0	1	0	0
	25-34	10	0	0	0	10	0	0
	35-44	17	0	0	0	17	0	0
	45-54	12	0	0	0	12	0	0
	55-64	7	0	0	0	7	0	0
	65-74	2	0	0	0	2	0	0
Race	White	34	0	0	0	34	0	0
	Black	4	0	0	0	4	0	0
	Native American	10	0	0	0	10	0	0
	Hispanic	3	0	0	0	3	0	0
Presenting Problem/Diagnosis	Developmental Disorder	2	0	0	0	2	0	0
	Mood Disorder	2	0	0	0	2	0	0
	Other Non-Psychotic	1	0	0	0	1	0	0
	Other Psychotic	6	0	0	0	6	0	0
	Social Conditions	39	0	0	0	39	0	0
	Substance Related	1	0	0	0	1	0	0
County of Residence	Sequoyah	51	0	0	0	51	0	0
Other Indicators	Dual Diagnosis	1	0	0	0	1	0	0
	Homeless	1	0	0	0	1	0	0
	SMI (If ever)	47	0	0	0	47	0	0

Notes: The same client may be counted in more than one category, e.g., clients can receive services under more than one contract source, in more than one "County of Residence," or may have multiple "Other Indicators." Please see Definition page for other considerations.

Oklahoma Department of Mental Health and Substance Abuse Services

Counts of Admitted Clients Served by Funding Source for Each Agency During FY1994

VINITA ALCOHOL AND DRUG TREATMENT CENTER

	Total	Funding Source					
		Mental Health	Substance Abuse	Domestic Violence	Residential Care	Medicaid	Other
Total							
Unduplicated Count	457	0	457	0	0	0	0
Sex							
Male	457	0	457	0	0	0	0
Age							
18-20	4	0	4	0	0	0	0
21-24	32	0	32	0	0	0	0
25-34	170	0	170	0	0	0	0
35-44	174	0	174	0	0	0	0
45-54	56	0	56	0	0	0	0
55-64	18	0	18	0	0	0	0
65-74	3	0	3	0	0	0	0
Race							
White	301	0	301	0	0	0	0
Black	66	0	66	0	0	0	0
Native American	78	0	78	0	0	0	0
Hispanic	12	0	12	0	0	0	0
Presenting Problem/Diagnosis							
Alcohol Abuse	367	0	367	0	0	0	0
Substance Related	88	0	88	0	0	0	0
Deferred/No Diagnosis	2	0	2	0	0	0	0
County of Residence							
Adair	1	0	1	0	0	0	0
Atoka	18	0	18	0	0	0	0
Bryan	1	0	1	0	0	0	0
Canadian	1	0	1	0	0	0	0
Choctaw	2	0	2	0	0	0	0
Cimarron	1	0	1	0	0	0	0
Cleveland	17	0	17	0	0	0	0
Coal	14	0	14	0	0	0	0
Comanche	1	0	1	0	0	0	0
Craig	34	0	34	0	0	0	0
Creek	1	0	1	0	0	0	0
Garfield	18	0	18	0	0	0	0
Grady	1	0	1	0	0	0	0
Jackson	1	0	1	0	0	0	0
Johnston	3	0	3	0	0	0	0
Kiowa	2	0	2	0	0	0	0
LeFlore	5	0	5	0	0	0	0
Mayes	1	0	1	0	0	0	0
McCurtain	1	0	1	0	0	0	0
Murray	2	0	2	0	0	0	0
Muskogee	30	0	30	0	0	0	0
Noble	2	0	2	0	0	0	0
Okfuskee	4	0	4	0	0	0	0
Oklahoma	69	0	69	0	0	0	0
Osage	6	0	6	0	0	0	0
Ottawa	2	0	2	0	0	0	0
Payne	112	0	112	0	0	0	0
Pontotoc	1	0	1	0	0	0	0

Notes: The same client may be counted in more than one category, e.g., clients can receive services under more than one contract source, in more than one "County of Residence," or may have multiple "Other Indicators." Please see Definition page for other considerations.

Oklahoma Department of Mental Health and Substance Abuse Services
Counts of Admitted Clients Served by Funding Source for Each Agency During FY1994
VINITA ALCOHOL AND DRUG TREATMENT CENTER

	Funding Source						
	Total	Mental Health	Substance Abuse	Domestic Violence	Residential Care	Medicaid	Other
Pushmataha	1	0	1	0	0	0	0
Rogers	4	0	4	0	0	0	0
Seminole	1	0	1	0	0	0	0
Sequoyah	2	0	2	0	0	0	0
Stephens	4	0	4	0	0	0	0
Tulsa	81	0	81	0	0	0	0
Washington	1	0	1	0	0	0	0
Woodward	10	0	10	0	0	0	0
Out of State/Unknown	2	0	2	0	0	0	0
Other Indicators							
Dual Diagnosis	6	0	6	0	0	0	0
Homeless	9	0	9	0	0	0	0
SMI (If ever)	61	0	61	0	0	0	0

Notes: The same client may be counted in more than one category, e.g., clients can receive services under more than one contract source, in more than one "County of Residence," or may have multiple "Other Indicators." Please see Definition page for other considerations.

Oklahoma Department of Mental Health and Substance Abuse Services

Counts of Admitted Clients Served by Funding Source for Each Agency During FY1994

WESTCARE SUPP LIVING CTR

	Total	Funding Source					
		Mental Health	Substance Abuse	Domestic Violence	Residential Care	Medicaid	Other
Total							
Unduplicated Count	164	0	0	0	164	0	0
Sex							
Female	64	0	0	0	64	0	0
Male	100	0	0	0	100	0	0
Age							
18-20	18	0	0	0	18	0	0
21-24	16	0	0	0	16	0	0
25-34	49	0	0	0	49	0	0
35-44	41	0	0	0	41	0	0
45-54	23	0	0	0	23	0	0
55-64	14	0	0	0	14	0	0
65-74	3	0	0	0	3	0	0
Race							
White	120	0	0	0	120	0	0
Black	22	0	0	0	22	0	0
Native American	18	0	0	0	18	0	0
Hispanic	2	0	0	0	2	0	0
Asian	2	0	0	0	2	0	0
Presenting Problem/Diagnosis							
Alcohol Abuse	1	0	0	0	1	0	0
Mood Disorder	1	0	0	0	1	0	0
Other Psychotic	1	0	0	0	1	0	0
Social Conditions	155	0	0	0	155	0	0
Substance Related	2	0	0	0	2	0	0
Deferred/No Diagnosis	4	0	0	0	4	0	0
County of Residence							
Beaver	1	0	0	0	1	0	0
Beckham	24	0	0	0	24	0	0
Canadian	1	0	0	0	1	0	0
Cherokee	1	0	0	0	1	0	0
Cleveland	26	0	0	0	26	0	0
Comanche	15	0	0	0	15	0	0
Custer	1	0	0	0	1	0	0
Dewey	1	0	0	0	1	0	0
Garfield	11	0	0	0	11	0	0
Jackson	1	0	0	0	1	0	0
Jefferson	1	0	0	0	1	0	0
Kay	3	0	0	0	3	0	0
Kiowa	1	0	0	0	1	0	0
Love	1	0	0	0	1	0	0
Marshall	1	0	0	0	1	0	0
Mayes	1	0	0	0	1	0	0
Oklahoma	34	0	0	0	34	0	0
Okmulgee	1	0	0	0	1	0	0
Payne	2	0	0	0	2	0	0
Pittsburgh	1	0	0	0	1	0	0
Pottawatomie	1	0	0	0	1	0	0
Roger Mills	2	0	0	0	2	0	0
Rogers	1	0	0	0	1	0	0

Notes: The same client may be counted in more than one category, e.g., clients can receive services under more than one contract source, in more than one "County of Residence," or may have multiple "Other Indicators." Please see Definition page for other considerations.

Oklahoma Department of Mental Health and Substance Abuse Services
Counts of Admitted Clients Served by Funding Source for Each Agency During FY1994
WESTCARE SUPP LIVING CTR

	Total	Funding Source					
		Mental Health	Substance Abuse	Domestic Violence	Residential Care	Medicaid	Other
Tillman	1	0	0	0	1	0	0
Tulsa	7	0	0	0	7	0	0
Wagoner	1	0	0	0	1	0	0
Woodward	19	0	0	0	19	0	0
Out of State/Unknown	4	0	0	0	4	0	0
Other Indicators							
Deaf and Hearing Impaired	2	0	0	0	2	0	0
Dual Diagnosis	1	0	0	0	1	0	0
Homeless	20	0	0	0	20	0	0
SMI (If ever)	164	0	0	0	164	0	0

Notes: The same client may be counted in more than one category, e.g., clients can receive services under more than one contract source, in more than one "County of Residence," or may have multiple "Other Indicators." Please see Definition page for other considerations.

Oklahoma Department of Mental Health and Substance Abuse Services

Counts of Admitted Clients Served by Funding Source for Each Agency During FY1994

WESTERN STATE HOSPITAL

	Total	Funding Source					
		Mental Health	Substance Abuse	Domestic Violence	Residential Care	Medicaid	Other
Total							
Unduplicated Count	646	646	0	0	0	0	0
Sex							
Female	219	219	0	0	0	0	0
Male	427	427	0	0	0	0	0
Age							
18-20	36	36	0	0	0	0	0
21-24	65	65	0	0	0	0	0
25-34	204	204	0	0	0	0	0
35-44	176	176	0	0	0	0	0
45-54	87	87	0	0	0	0	0
55-64	50	50	0	0	0	0	0
65-74	17	17	0	0	0	0	0
75-84	9	9	0	0	0	0	0
85+	2	2	0	0	0	0	0
Race							
White	519	519	0	0	0	0	0
Black	48	48	0	0	0	0	0
Native American	55	55	0	0	0	0	0
Hispanic	21	21	0	0	0	0	0
Asian	3	3	0	0	0	0	0
Presenting Problem/Diagnosis							
Alcohol Abuse	160	160	0	0	0	0	0
Developmental Disorder	2	2	0	0	0	0	0
Mood Disorder	177	177	0	0	0	0	0
Non Alcohol/Drug Related Organic	27	27	0	0	0	0	0
Other Non-Psychotic	45	45	0	0	0	0	0
Other Psychotic	99	99	0	0	0	0	0
Personality Disorder	2	2	0	0	0	0	0
Schizophrenia	105	105	0	0	0	0	0
Social Conditions	2	2	0	0	0	0	0
Substance Related	19	19	0	0	0	0	0
Deferred/No Diagnosis	8	8	0	0	0	0	0
County of Residence							
Adair	1	1	0	0	0	0	0
Alfalfa	7	7	0	0	0	0	0
Atoka	1	1	0	0	0	0	0
Beaver	4	4	0	0	0	0	0
Beckham	70	70	0	0	0	0	0
Blaine	21	21	0	0	0	0	0
Caddo	4	4	0	0	0	0	0
Canadian	2	2	0	0	0	0	0
Carter	2	2	0	0	0	0	0
Choctaw	1	1	0	0	0	0	0
Cimarron	4	4	0	0	0	0	0
Cleveland	14	14	0	0	0	0	0
Comanche	19	19	0	0	0	0	0
Craig	1	1	0	0	0	0	0
Creek	3	3	0	0	0	0	0
Custer	84	84	0	0	0	0	0

Notes: The same client may be counted in more than one category, e.g., clients can receive services under more than one contract source, in more than one "County of Residence," or may have multiple "Other Indicators." Please see Definition page for other considerations.

Oklahoma Department of Mental Health and Substance Abuse Services

Counts of Admitted Clients Served by Funding Source for Each Agency During FY1994

WESTERN STATE HOSPITAL

	Funding Source						
	Total	Mental Health	Substance Abuse	Domestic Violence	Residential Care	Medicaid	Other
Delaware	1	1	0	0	0	0	0
Dewey	8	8	0	0	0	0	0
Ellis	3	3	0	0	0	0	0
Garfield	64	64	0	0	0	0	0
Grady	4	4	0	0	0	0	0
Grant	1	1	0	0	0	0	0
Greer	8	8	0	0	0	0	0
Harper	8	8	0	0	0	0	0
Hughes	1	1	0	0	0	0	0
Jackson	7	7	0	0	0	0	0
Johnston	1	1	0	0	0	0	0
Kay	43	43	0	0	0	0	0
Kingfisher	3	3	0	0	0	0	0
Kiowa	13	13	0	0	0	0	0
Lincoln	3	3	0	0	0	0	0
Logan	10	10	0	0	0	0	0
Major	5	5	0	0	0	0	0
Marshall	1	1	0	0	0	0	0
McClain	2	2	0	0	0	0	0
McCurtain	1	1	0	0	0	0	0
Murray	1	1	0	0	0	0	0
Muskogee	3	3	0	0	0	0	0
Noble	6	6	0	0	0	0	0
Okfuskee	1	1	0	0	0	0	0
Oklahoma	26	26	0	0	0	0	0
Okmulgee	2	2	0	0	0	0	0
Ottawa	1	1	0	0	0	0	0
Payne	35	35	0	0	0	0	0
Pittsburgh	1	1	0	0	0	0	0
Roger Mills	8	8	0	0	0	0	0
Rogers	1	1	0	0	0	0	0
Seminole	1	1	0	0	0	0	0
Sequoyah	1	1	0	0	0	0	0
Stephens	1	1	0	0	0	0	0
Texas	21	21	0	0	0	0	0
Tillman	1	1	0	0	0	0	0
Tulsa	12	12	0	0	0	0	0
Wagoner	4	4	0	0	0	0	0
Washington	6	6	0	0	0	0	0
Washita	8	8	0	0	0	0	0
Woods	12	12	0	0	0	0	0
Woodward	53	53	0	0	0	0	0
Out of State/Unknown	16	16	0	0	0	0	0
Other Indicators							
Deaf and Hearing Impaired	7	7	0	0	0	0	0
Dual Diagnosis	289	289	0	0	0	0	0
Homeless	65	65	0	0	0	0	0
SMI (If ever)	458	458	0	0	0	0	0

Notes: The same client may be counted in more than one category, e.g., clients can receive services under more than one contract source, in more than one "County of Residence," or may have multiple "Other Indicators." Please see Definition page for other considerations.

Oklahoma Department of Mental Health and Substance Abuse Services

Counts of Admitted Clients Served by Funding Source for Each Agency During FY1994

WESTERN STATE PSYCHIATRIC CENTER

	Total	Funding Source					
		Mental Health	Substance Abuse	Domestic Violence	Residential Care	Medicaid	Other
Total							
Unduplicated Count	1,013	1,013	0	0	0	0	0
Sex							
Female	624	624	0	0	0	0	0
Male	389	389	0	0	0	0	0
Age							
0-04	1	1	0	0	0	0	0
05-17	151	151	0	0	0	0	0
18-20	39	39	0	0	0	0	0
21-24	81	81	0	0	0	0	0
25-34	207	207	0	0	0	0	0
35-44	234	234	0	0	0	0	0
45-54	152	152	0	0	0	0	0
55-64	72	72	0	0	0	0	0
65-74	39	39	0	0	0	0	0
75-84	28	28	0	0	0	0	0
85+	9	9	0	0	0	0	0
Race							
White	966	966	0	0	0	0	0
Black	3	3	0	0	0	0	0
Native American	16	16	0	0	0	0	0
Hispanic	23	23	0	0	0	0	0
Asian	5	5	0	0	0	0	0
Presenting Problem/Diagnosis							
Alcohol Abuse	29	29	0	0	0	0	0
Developmental Disorder	23	23	0	0	0	0	0
Mood Disorder	305	305	0	0	0	0	0
Non Alcohol/Drug Related Organic	16	16	0	0	0	0	0
Other Non-Psychotic	61	61	0	0	0	0	0
Other Psychotic	35	35	0	0	0	0	0
Personality Disorder	4	4	0	0	0	0	0
Schizophrenia	86	86	0	0	0	0	0
Social Conditions	36	36	0	0	0	0	0
Substance Related	4	4	0	0	0	0	0
Deferred/No Diagnosis	414	414	0	0	0	0	0
County of Residence							
Adair	1	1	0	0	0	0	0
Alfalfa	58	58	0	0	0	0	0
Atoka	6	6	0	0	0	0	0
Beaver	22	22	0	0	0	0	0
Blaine	2	2	0	0	0	0	0
Caddo	1	1	0	0	0	0	0
Cherokee	1	1	0	0	0	0	0
Cimarron	8	8	0	0	0	0	0
Custer	2	2	0	0	0	0	0
Dewey	13	13	0	0	0	0	0
Ellis	19	19	0	0	0	0	0
Garfield	1	1	0	0	0	0	0
Harper	36	36	0	0	0	0	0
Jackson	1	1	0	0	0	0	0

Notes: The same client may be counted in more than one category, e.g., clients can receive services under more than one contract source, in more than one "County of Residence," or may have multiple "Other Indicators." Please see Definition page for other considerations.

Oklahoma Department of Mental Health and Substance Abuse Services
Counts of Admitted Clients Served by Funding Source for Each Agency During FY1994
WESTERN STATE PSYCHIATRIC CENTER

	Funding Source						
	Total	Mental Health	Substance Abuse	Domestic Violence	Residential Care	Medicaid	Other
Kingfisher	1	1	0	0	0	0	0
Major	49	49	0	0	0	0	0
Roger Mills	1	1	0	0	0	0	0
Texas	187	187	0	0	0	0	0
Tillman	1	1	0	0	0	0	0
Tulsa	1	1	0	0	0	0	0
Woods	245	245	0	0	0	0	0
Woodward	352	352	0	0	0	0	0
Out of State/Unknown	5	5	0	0	0	0	0
Other Indicators							
Deaf and Hearing Impaired	6	6	0	0	0	0	0
Dual Diagnosis	109	109	0	0	0	0	0
Homeless	27	27	0	0	0	0	0
SED (6-17)	23	23	0	0	0	0	0
SMI (If ever)	510	510	0	0	0	0	0

Notes: The same client may be counted in more than one category, e.g., clients can receive services under more than one contract source, in more than one "County of Residence," or may have multiple "Other Indicators." Please see Definition page for other considerations.

Oklahoma Department of Mental Health and Substance Abuse Services

Counts of Admitted Clients Served by Funding Source for Each Agency During FY1994

WHEATLAND MH CTR, INC.

	Total	Funding Source					
		Mental Health	Substance Abuse	Domestic Violence	Residential Care	Medicaid	Other
Total							
Unduplicated Count	1,293	1,280	169	0	0	0	1
Sex							
Female	709	704	71	0	0	0	0
Male	584	576	98	0	0	0	1
Age							
0-04	17	17	0	0	0	0	0
05-17	312	312	2	0	0	0	0
18-20	47	47	4	0	0	0	0
21-24	75	74	17	0	0	0	0
25-34	287	283	64	0	0	0	0
35-44	265	260	49	0	0	0	0
45-54	156	153	26	0	0	0	1
55-64	81	81	7	0	0	0	0
65-74	36	36	0	0	0	0	0
75-84	13	13	0	0	0	0	0
85+	4	4	0	0	0	0	0
Race							
White	1,102	1,091	145	0	0	0	1
Black	102	102	13	0	0	0	0
Native American	53	52	8	0	0	0	0
Hispanic	35	34	3	0	0	0	0
Asian	1	1	0	0	0	0	0
Presenting Problem/Diagnosis							
Alcohol Abuse	74	68	31	0	0	0	1
Developmental Disorder	150	150	2	0	0	0	0
Mood Disorder	444	441	56	0	0	0	0
Non Alcohol/Drug Related Organic	13	13	2	0	0	0	0
Other Non-Psychotic	225	222	19	0	0	0	0
Other Psychotic	56	56	3	0	0	0	0
Personality Disorder	91	91	19	0	0	0	0
Schizophrenia	145	145	12	0	0	0	0
Social Conditions	30	29	1	0	0	0	0
Substance Related	47	47	22	0	0	0	0
Deferred/No Diagnosis	18	18	2	0	0	0	0
County of Residence							
Adair	1	1	0	0	0	0	0
Alfalfa	3	3	1	0	0	0	0
Comanche	1	1	0	0	0	0	0
Garfield	802	798	104	0	0	0	1
Grady	1	1	0	0	0	0	0
Grant	28	28	1	0	0	0	0
Kay	2	2	0	0	0	0	0
Kingfisher	169	160	53	0	0	0	0
Logan	269	269	10	0	0	0	0
Love	2	2	0	0	0	0	0
Major	4	4	0	0	0	0	0
Noble	2	2	0	0	0	0	0
Oklahoma	3	3	0	0	0	0	0
Okmulgee	1	1	0	0	0	0	0

Notes: The same client may be counted in more than one category, e.g., clients can receive services under more than one contract source, in more than one "County of Residence," or may have multiple "Other Indicators." Please see Definition page for other considerations.

Oklahoma Department of Mental Health and Substance Abuse Services
Counts of Admitted Clients Served by Funding Source for Each Agency During FY1994
WHEATLAND MH CTR, INC.

	Funding Source						
	Total	Mental Health	Substance Abuse	Domestic Violence	Residential Care	Medicaid	Other
Payne	1	1	0	0	0	0	0
Seminole	1	1	0	0	0	0	0
Tulsa	2	2	0	0	0	0	0
Woods	1	1	0	0	0	0	0
Other Indicators							
Deaf and Hearing Impaired	10	9	2	0	0	0	0
Dual Diagnosis	275	270	101	0	0	0	0
Homeless	46	46	8	0	0	0	0
SED (6-17)	234	234	1	0	0	0	0
SMI (If ever)	714	709	111	0	0	0	0

Notes: The same client may be counted in more than one category, e.g., clients can receive services under more than one contract source, in more than one "County of Residence," or may have multiple "Other Indicators." Please see Definition page for other considerations.

Oklahoma Department of Mental Health and Substance Abuse Services

Counts of Admitted Clients Served by Funding Source for Each Agency During FY1994

WOMEN IN SAFE HOMES, INC.

	Total	Funding Source					
		Mental Health	Substance Abuse	Domestic Violence	Residential Care	Medicaid	Other
Total							
Unduplicated Count	421	0	0	421	0	0	0
Sex							
Female	310	0	0	310	0	0	0
Male	111	0	0	111	0	0	0
Age							
0-04	112	0	0	112	0	0	0
05-17	117	0	0	117	0	0	0
18-20	14	0	0	14	0	0	0
21-24	44	0	0	44	0	0	0
25-34	82	0	0	82	0	0	0
35-44	37	0	0	37	0	0	0
45-54	12	0	0	12	0	0	0
55-64	1	0	0	1	0	0	0
65-74	2	0	0	2	0	0	0
Race							
White	248	0	0	248	0	0	0
Black	99	0	0	99	0	0	0
Native American	63	0	0	63	0	0	0
Hispanic	10	0	0	10	0	0	0
Asian	1	0	0	1	0	0	0
Presenting Problem/Diagnosis							
Developmental Disorder	1	0	0	1	0	0	0
Social Conditions	387	0	0	387	0	0	0
Substance Related	2	0	0	2	0	0	0
Deferred/No Diagnosis	31	0	0	31	0	0	0
County of Residence							
Adair	2	0	0	2	0	0	0
Canadian	2	0	0	2	0	0	0
Cherokee	8	0	0	8	0	0	0
Comanche	4	0	0	4	0	0	0
Creek	1	0	0	1	0	0	0
Haskell	2	0	0	2	0	0	0
LeFlore	4	0	0	4	0	0	0
Mayes	5	0	0	5	0	0	0
McIntosh	21	0	0	21	0	0	0
Muskogee	238	0	0	238	0	0	0
Nowata	1	0	0	1	0	0	0
Okfuskee	4	0	0	4	0	0	0
Okmulgee	6	0	0	6	0	0	0
Ottawa	1	0	0	1	0	0	0
Pittsburgh	29	0	0	29	0	0	0
Pontotoc	3	0	0	3	0	0	0
Pushmataha	4	0	0	4	0	0	0
Sequoyah	5	0	0	5	0	0	0
Tulsa	29	0	0	29	0	0	0
Wagoner	22	0	0	22	0	0	0
Washington	1	0	0	1	0	0	0
Out of State/Unknown	29	0	0	29	0	0	0

Other Indicators

Notes: The same client may be counted in more than one category, e.g., clients can receive services under more than one contract source, in more than one "County of Residence," or may have multiple "Other Indicators." Please see Definition page for other considerations.

Oklahoma Department of Mental Health and Substance Abuse Services
 Counts of Admitted Clients Served by Funding Source for Each Agency During FY1994
WOMEN IN SAFE HOMES, INC.

	Funding Source						
	Total	Mental Health	Substance Abuse	Domestic Violence	Residential Care	Medicaid	Other
Homeless	73	0	0	73	0	0	0
SED (6-17)	2	0	0	2	0	0	0
SMI (If ever)	58	0	0	58	0	0	0

Notes: The same client may be counted in more than one category, e.g., clients can receive services under more than one contract source, in more than one "County of Residence," or may have multiple "Other Indicators." Please see Definition page for other considerations.

Oklahoma Department of Mental Health and Substance Abuse Services

Counts of Admitted Clients Served by Funding Source for Each Agency During FY1994

WOMEN'S CRISIS SERVICES

	Total	Funding Source					
		Mental Health	Substance Abuse	Domestic Violence	Residential Care	Medicaid	Other
Total							
Unduplicated Count	220	0	0	220	0	0	0
Sex							
Female	160	0	0	160	0	0	0
Male	60	0	0	60	0	0	0
Age							
0-04	56	0	0	56	0	0	0
05-17	59	0	0	59	0	0	0
18-20	9	0	0	9	0	0	0
21-24	23	0	0	23	0	0	0
25-34	45	0	0	45	0	0	0
35-44	19	0	0	19	0	0	0
45-54	7	0	0	7	0	0	0
55-64	1	0	0	1	0	0	0
75-84	1	0	0	1	0	0	0
Race							
White	162	0	0	162	0	0	0
Black	31	0	0	31	0	0	0
Native American	26	0	0	26	0	0	0
Hispanic	1	0	0	1	0	0	0
Presenting Problem/Diagnosis							
Social Conditions	218	0	0	218	0	0	0
Substance Related	1	0	0	1	0	0	0
Deferred/No Diagnosis	1	0	0	1	0	0	0
County of Residence							
Adair	3	0	0	3	0	0	0
Bryan	1	0	0	1	0	0	0
Haskell	2	0	0	2	0	0	0
Latimer	8	0	0	8	0	0	0
LeFlore	138	0	0	138	0	0	0
McCurtain	1	0	0	1	0	0	0
McIntosh	2	0	0	2	0	0	0
Payne	1	0	0	1	0	0	0
Pittsburgh	9	0	0	9	0	0	0
Pushmataha	1	0	0	1	0	0	0
Sequoyah	8	0	0	8	0	0	0
Tulsa	4	0	0	4	0	0	0
Out of State/Unknown	42	0	0	42	0	0	0
Other Indicators							
Homeless	41	0	0	41	0	0	0
SED (6-17)	2	0	0	2	0	0	0
SMI (If ever)	10	0	0	10	0	0	0

Notes: The same client may be counted in more than one category, e.g., clients can receive services under more than one contract source, in more than one "County of Residence," or may have multiple "Other Indicators." Please see Definition page for other considerations.

Oklahoma Department of Mental Health and Substance Abuse Services

Counts of Admitted Clients Served by Funding Source for Each Agency During FY1994

WOMENS RESOURCE CENTER

	Total	Funding Source					
		Mental Health	Substance Abuse	Domestic Violence	Residential Care	Medicaid	Other
Total							
Unduplicated Count	500	0	0	500	0	0	0
Sex							
Female	370	0	0	370	0	0	0
Male	130	0	0	130	0	0	0
Age							
0-04	120	0	0	120	0	0	0
05-17	138	0	0	138	0	0	0
18-20	18	0	0	18	0	0	0
21-24	43	0	0	43	0	0	0
25-34	95	0	0	95	0	0	0
35-44	68	0	0	68	0	0	0
45-54	14	0	0	14	0	0	0
55-64	4	0	0	4	0	0	0
Race							
White	323	0	0	323	0	0	0
Black	91	0	0	91	0	0	0
Native American	54	0	0	54	0	0	0
Hispanic	31	0	0	31	0	0	0
Asian	1	0	0	1	0	0	0
Presenting Problem/Diagnosis							
Mood Disorder	2	0	0	2	0	0	0
Social Conditions	498	0	0	498	0	0	0
County of Residence							
Beckham	1	0	0	1	0	0	0
Blaine	2	0	0	2	0	0	0
Caddo	3	0	0	3	0	0	0
Canadian	11	0	0	11	0	0	0
Carter	5	0	0	5	0	0	0
Cleveland	182	0	0	182	0	0	0
Comanche	1	0	0	1	0	0	0
Creek	2	0	0	2	0	0	0
Custer	4	0	0	4	0	0	0
Garvin	1	0	0	1	0	0	0
Grady	10	0	0	10	0	0	0
LeFlore	4	0	0	4	0	0	0
Lincoln	1	0	0	1	0	0	0
Marshall	3	0	0	3	0	0	0
Mayes	2	0	0	2	0	0	0
McClain	5	0	0	5	0	0	0
McCurtain	1	0	0	1	0	0	0
Oklahoma	196	0	0	196	0	0	0
Okmulgee	3	0	0	3	0	0	0
Pawnee	5	0	0	5	0	0	0
Payne	3	0	0	3	0	0	0
Pottawatomie	18	0	0	18	0	0	0
Seminole	1	0	0	1	0	0	0
Texas	4	0	0	4	0	0	0
Washington	7	0	0	7	0	0	0
Out of State/Unknown	25	0	0	25	0	0	0

Notes: The same client may be counted in more than one category, e.g., clients can receive services under more than one contract source, in more than one "County of Residence," or may have multiple "Other Indicators." Please see Definition page for other considerations.

Oklahoma Department of Mental Health and Substance Abuse Services
Counts of Admitted Clients Served by Funding Source for Each Agency During FY1994
WOMENS RESOURCE CENTER

	Funding Source						
	Total	Mental Health	Substance Abuse	Domestic Violence	Residential Care	Medicaid	Other
Other Indicators							
Deaf and Hearing Impaired	2	0	0	2	0	0	0
Homeless	331	0	0	331	0	0	0
SMI (If ever)	42	0	0	42	0	0	0

Notes: The same client may be counted in more than one category, e.g., clients can receive services under more than one contract source, in more than one "County of Residence," or may have multiple "Other Indicators." Please see Definition page for other considerations.

Oklahoma Department of Mental Health and Substance Abuse Services
Counts of Admitted Clients Served by Funding Source for Each Agency During FY1994
WOMEN'S SERVICE & FAMILY RESOURCE CENTER

	Total	Funding Source					
		Mental Health	Substance Abuse	Domestic Violence	Residential Care	Medicaid	Other
Total							
Unduplicated Count	208	0	0	208	0	0	0
Sex							
Female	158	0	0	158	0	0	0
Male	50	0	0	50	0	0	0
Age							
0-04	45	0	0	45	0	0	0
05-17	50	0	0	50	0	0	0
18-20	13	0	0	13	0	0	0
21-24	17	0	0	17	0	0	0
25-34	54	0	0	54	0	0	0
35-44	24	0	0	24	0	0	0
45-54	5	0	0	5	0	0	0
Race							
White	173	0	0	173	0	0	0
Black	9	0	0	9	0	0	0
Native American	21	0	0	21	0	0	0
Hispanic	5	0	0	5	0	0	0
Presenting Problem/Diagnosis							
Social Conditions	206	0	0	206	0	0	0
Deferred/No Diagnosis	2	0	0	2	0	0	0
County of Residence							
Caddo	8	0	0	8	0	0	0
Canadian	41	0	0	41	0	0	0
Comanche	1	0	0	1	0	0	0
Grady	141	0	0	141	0	0	0
LeFlore	1	0	0	1	0	0	0
Oklahoma	6	0	0	6	0	0	0
Stephens	1	0	0	1	0	0	0
Wagoner	4	0	0	4	0	0	0
Out of State/Unknown	5	0	0	5	0	0	0
Other Indicators							
Homeless	10	0	0	10	0	0	0
SMI (If ever)	21	0	0	21	0	0	0

Notes: The same client may be counted in more than one category, e.g., clients can receive services under more than one contract source, in more than one "County of Residence," or may have multiple "Other Indicators." Please see Definition page for other considerations.

Oklahoma Department of Mental Health and Substance Abuse Services

Counts of Admitted Clients Served by Funding Source for Each Agency During FY1994

YWCA CRISIS CENTER

	Total	Funding Source					
		Mental Health	Substance Abuse	Domestic Violence	Residential Care	Medicaid	Other
Total							
Unduplicated Count	304	0	0	300	0	0	0
Sex							
Female	238	0	0	234	0	0	0
Male	66	0	0	66	0	0	0
Age							
0-04	42	0	0	42	0	0	0
05-17	85	0	0	82	0	0	0
18-20	7	0	0	7	0	0	0
21-24	25	0	0	25	0	0	0
25-34	72	0	0	71	0	0	0
35-44	53	0	0	53	0	0	0
45-54	17	0	0	17	0	0	0
55-64	3	0	0	3	0	0	0
Race							
White	239	0	0	236	0	0	0
Black	34	0	0	34	0	0	0
Native American	15	0	0	15	0	0	0
Hispanic	11	0	0	11	0	0	0
Asian	5	0	0	4	0	0	0
Presenting Problem/Diagnosis							
Alcohol Abuse	8	0	0	8	0	0	0
Other Psychotic	1	0	0	1	0	0	0
Social Conditions	272	0	0	268	0	0	0
Substance Related	5	0	0	5	0	0	0
Deferred/No Diagnosis	18	0	0	18	0	0	0
County of Residence							
Alfalfa	8	0	0	8	0	0	0
Cimarron	4	0	0	4	0	0	0
Custer	1	0	0	1	0	0	0
Garfield	245	0	0	241	0	0	0
Grant	9	0	0	9	0	0	0
Harmon	1	0	0	1	0	0	0
Harper	1	0	0	1	0	0	0
Kay	2	0	0	2	0	0	0
Kingfisher	4	0	0	4	0	0	0
Logan	1	0	0	1	0	0	0
Major	6	0	0	6	0	0	0
Oklahoma	2	0	0	2	0	0	0
Payne	2	0	0	2	0	0	0
Wagoner	1	0	0	1	0	0	0
Woods	1	0	0	1	0	0	0
Woodward	3	0	0	3	0	0	0
Out of State/Unknown	13	0	0	13	0	0	0
Other Indicators							
Dual Diagnosis	3	0	0	3	0	0	0
Homeless	141	0	0	141	0	0	0
SMI (If ever)	37	0	0	37	0	0	0

Notes: The same client may be counted in more than one category, e.g., clients can receive services under more than one contract source, in more than one "County of Residence," or may have multiple "Other Indicators." Please see Definition page for other considerations.

Oklahoma Department of Mental Health and Substance Abuse Services

Counts of Admitted Clients Served by Funding Source for Each Agency During FY1994

YWCA OF OKC CRISIS SERVICES

	Total	Funding Source					
		Mental Health	Substance Abuse	Domestic Violence	Residential Care	Medicaid	Other
Total							
Unduplicated Count	1,301	1	0	1,301	0	0	0
Sex							
Female	991	1	0	991	0	0	0
Male	310	0	0	310	0	0	0
Age							
0-04	263	0	0	263	0	0	0
05-17	294	1	0	294	0	0	0
18-20	65	0	0	65	0	0	0
21-24	130	0	0	130	0	0	0
25-34	272	0	0	272	0	0	0
35-44	184	0	0	184	0	0	0
45-54	71	0	0	71	0	0	0
55-64	17	0	0	17	0	0	0
65-74	5	0	0	5	0	0	0
Race							
White	764	0	0	764	0	0	0
Black	374	1	0	374	0	0	0
Native American	73	0	0	73	0	0	0
Hispanic	64	0	0	64	0	0	0
Asian	26	0	0	26	0	0	0
Presenting Problem/Diagnosis							
Social Conditions	1,301	1	0	1,301	0	0	0
County of Residence							
Caddo	1	0	0	1	0	0	0
Canadian	30	0	0	30	0	0	0
Carter	4	0	0	4	0	0	0
Cherokee	1	0	0	1	0	0	0
Cleveland	39	0	0	39	0	0	0
Coal	3	0	0	3	0	0	0
Comanche	4	0	0	4	0	0	0
Cotton	2	0	0	2	0	0	0
Creek	1	0	0	1	0	0	0
Garfield	3	0	0	3	0	0	0
Garvin	1	0	0	1	0	0	0
Grady	5	0	0	5	0	0	0
Grant	4	0	0	4	0	0	0
Lincoln	4	0	0	4	0	0	0
Logan	14	0	0	14	0	0	0
Marshall	1	0	0	1	0	0	0
McCurtain	2	0	0	2	0	0	0
Oklahoma	1,089	1	0	1,089	0	0	0
Okmulgee	3	0	0	3	0	0	0
Pawnee	4	0	0	4	0	0	0
Payne	2	0	0	2	0	0	0
Pittsburgh	1	0	0	1	0	0	0
Pottawatomie	17	0	0	17	0	0	0
Rogers	1	0	0	1	0	0	0
Seminole	1	0	0	1	0	0	0
Wagoner	4	0	0	4	0	0	0

Notes: The same client may be counted in more than one category, e.g., clients can receive services under more than one contract source, in more than one "County of Residence," or may have multiple "Other Indicators." Please see Definition page for other considerations.

Oklahoma Department of Mental Health and Substance Abuse Services
Counts of Admitted Clients Served by Funding Source for Each Agency During FY1994
YWCA OF OKC CRISIS SERVICES

	Funding Source						
	Total	Mental Health	Substance Abuse	Domestic Violence	Residential Care	Medicaid	Other
Out of State/Unknown	60	0	0	60	0	0	0
Other Indicators							
Deaf and Hearing Impaired	1	0	0	1	0	0	0
Homeless	104	0	0	104	0	0	0
SMI (If ever)	113	0	0	113	0	0	0

Notes: The same client may be counted in more than one category, e.g., clients can receive services under more than one contract source, in more than one "County of Residence," or may have multiple "Other Indicators." Please see Definition page for other considerations.

Definitions of Terms and Categorization Variables

The following are definitions of terms and categorization variables used in this Data Book report.

Admitted Clients Served

Admitted Clients Served had an admission transaction in the ICIS before or during the report year and had received a service during the year. They are counted only once in the total for each level of aggregation. This is called an unduplicated count.

Age

Client age is computed using the client's age at the middle of the fiscal year.

Contacts

Individuals are counted as contacts when they call or visit an agency, but are not admitted.

Funding Source

Funding Source helps identify the payment source of services. Frequently, clients receive services under multiple funding sources. The funding source categories for this report were Mental Health, Substance Abuse, Domestic Violence, Residential Care, Medicaid, and Other.

ICIS

The Oklahoma Department of Mental Health and Substance Abuse Services maintains an agency-wide database, the Integrated Client Information System (ICIS), to which all Department-funded services and transactions are reported. The ICIS contains demographic and service information about clients and agencies.

List of Agencies by Type

The following is a list of agencies by type that provided data during the Fiscal Year 1994:

AGENCY TYPE**AGENCY NAME****Community Mental Health**

ASSOCIATED CENTERS FOR THERAPY, INC.
BILL WILLIS MENTAL HEALTH
CARL ALBERT CMHC
CENTRAL OKLAHOMA CMHC
CHISHOLM TRAIL COUNSELING SERVICES
COMMUNITY COUNSELING CENTER
CREEKS MENTAL HEALTH SERVICES
EDWIN FAIR CMHC
FAMILY MENTAL HEALTHCENTER
GRAND LAKE M.H.C.
GREEN COUNTRY BEHAVIORAL HEALTH SERVICES
HOPE COMMUNITY SERVICES, INC.
JIM TALIAFERRO CMHC
MENTAL HEALTH SERVICES OF SOUTHERN OKLAHOMA
NORTH CARE CENTER
OK COUNTY CRISIS INTERVENTION CENTER
PARKSIDE, INC.
RED ROCK BEHAVIORAL HEALTH SERVICES
RED ROCK WEST
STAR MENTAL HEALTH
WESTERN STATE PSYCHIATRIC CENTER
WHEATLAND MENTAL HEALTHCENTER, INC.

Domestic Violence and Sexual Assault

ACMI HOUSE INC
ACTION ASSOCIATES, INC.
COMMUNITY CRISIS CENTER, INC.
CRISIS CONTROL CENTER
D.V. PROG. OF N. CENTRAL OK.
DOMESTIC ABUSE SAFE HOUSE-DASH
DOMESTIC VIOLENCE INTERVENTION SERVICES
FAMILY CRISIS & COUNSELING CENTER
FAMILY CRISIS CENTER, INC.
FAMILY SHELTER
HELP-IN-CRISIS, INC.
N.W. DOMESTIC CRISIS SERVICES
NEW DIRECTIONS, INC.
PROJECT SAFE, INC.
S.O.S. FOR FAMILIES
STILLWATER DOMESTIC VIOLENCE SERVICE INC.
TULSA SEXUAL ASSAULT NURSE EXAMINERS PROGRAM
WOMEN IN SAFE HOMES, INC.
WOMEN'S CRISIS SERVICES
WOMEN'S SERVICE & FAMILY RESOURCE CENTER
WOMENS RESOURCE CENTER
YWCA CRISIS CENTER
YWCA OF OKC CRISIS SERVICES

AGENCY TYPE**AGENCY NAME**

Hospitals

EASTERN STATE HOSPITAL
GRIFFIN MEMORIAL HOSPITAL
OKLAHOMA YOUTH CENTER
WESTERN STATE HOSPITAL

Other Agencies

CENTER FOR CHILDREN & FAMILIES
DIVORCE VISITATION ARBITRATION
GREAT PLAINS IMPROVEMENT FND.
HIV RESOURCE CONSORTIUM
HOMINY HEALTH SRVCS CENTER INC.
TULSA METROPOLITAN MINISTRY

Residential Care

AUTUMN YEARS RESIDENT RANCH
BOLEY RESIDENTIAL CARE HOME
CONNECTIONS RESIDENTIAL CARE
COPP'S RESIDENTIAL CARE, INC.
COUNTRY LANE RESID. CARE HOME
DON MENTZER FACILITY
DOW RESIDENTIAL CARE HOME
DUNCAN COMMUNITY RESIDENCE INC
DYCO PROPERTIES, INC.
EDNA LEE'S RESIDENTIAL CARE
ELM TREE HOUSE
FAIR OAKS
GREEN ACRES
HIGH CEDAR RESIDENTIAL CARE
LAKE FRANCIS RETIREMENT CENTER
LAKEVIEW LODGING
LEXINGTON ROOM & BOARD
MILLER COZY HOME, INC.
NORTH FORK RESIDENTIAL CARE
PADEN RESIDENTIAL CARE
PARKVIEW RESIDENTIAL CARE
PATHWAYS SUPPORTIVE LIVING CENTER
RAMBLING ROSE RESIDENTIAL CARE
SANTE FE RESIDENTIAL CARE
SOUTHWEST RETIREMENT HOME, INC
SUGAR MOUNTAIN RETREAT
SUNNY ACRES BOARDING MANOR, INC.
SUNNY ACRES RESIDENTIAL CARE
VIAN RESIDENTIAL CARE
WESTCARE SUPP LIVING CENTER

AGENCY TYPE**AGENCY NAME**

Substance Abuse

ADA AREA CHEMICAL DEPENDENCY CENTER, INC.
ALPHA II, INC.
BRIDGEWAY
CAA TURNING POINT
CARE FOR CHANGE, INC.
CARVER CENTER
COMMUNITY ALCOHOLISM SERVICES
CROSSROADS COUNSELING
DRUG RECOVERY, INC.
EAGLE RIDGE INSTITUTE
EDMOND FAMILY SERVICES, INC.
FIRST WINGS OF FREEDOM
FT. SUPPLY AL/DG TX CENTER
GATEWAY TO PREVENTION/RECOVERY
HOUSE OF HOPE, INC.
INDIAN HEALTH CARE RESOURCE CENTER
KIAMICHI COUNCIL ON ALCOHOLISM
LEFLORE COUNTY YOUTH & FAMILY SERVICES, INC.
LIFE IMPROVEMENT CENTER
LOGAN COUNTY YOUTH AND FAMILY SERVICES INC.
METRO TULSA SUBSTANCE ABUSE SERVICES
MONARCH, INC.
MOORE ALCOHOL AND DRUG CENTER
MUSKOGEE CO COUNCIL YTH SV
N.E. OK COUNCIL ON ALCOHOLISM
N.W. FAMILY SERVICES, INC.
NAIC CENTER OF OKLAHOMA ALCOHOL & DRUG SERVICES, INC.
NATIVE AMERICAN CENTER OF RECOVERY
NEW HOPE OF MANGUM
NORMAN ALCOHOL AND DRUG TREATMENT CENTER
OPPORTUNITIES, INC.
PAYNE CO COUNSELING SERVICES, INC.
ROADBACK, INC.
ROGERS COUNTY DRUG ABUSE PROGRAM, INC.
S.W. YOUTH & FAMILY SERVICES
SECOND CHANCE CDU
SOAARR, INC.
STARTING POINT II, INC.
STREET SCHOOL, INC.
THE NEXT STEP NETWORK, INC.
THE OAKS BEHAVIORAL HEALTH CENTER
THE REFERRAL CENTER
TRI-CITY SUBSTANCE ABUSE CENTER
TRI-CITY YOUTH & FAMILY CENTER
TURNING POINT
TWELVE & TWELVE, INC.
VINITA ALCOHOL AND DRUG TREATMENT CENTER

ODMHSAS

Refers to the Oklahoma Department of Mental Health and Substance Abuse Services.

Other Indicators

There are several groups of clients that are of special interest because they have special treatment needs, state or federal requirements regarding their placement or the services they receive, or because they are part of a priority population. The definitions of these groups and criteria for their selection are provided below:

- **Deaf and Hearing Impaired**

Clients who are deaf, hard of hearing, or indicated the need for an interpreter for the deaf were grouped to form the Deaf and Hearing Impaired category.

- **Homeless**

A homeless person under ICIS criteria is a person who: (a) lacks a fixed, regular and adequate night time residence AND (b) has a primary night time residence that is a supervised publicly or privately operated shelter designed to provide temporary living accommodations including welfare hotels, congregate shelters, halfway houses, and transitional housing for the mentally ill; or an institution that provides a temporary residence for individuals intended to be institutionalized; or a public or private place not designed for, or ordinarily used as, a regular sleeping accommodation for human beings, not limited to people living on the streets. Individuals are considered homeless if they have lost their permanent residence, and are temporarily living in a shelter to avoid being on the street. Prisoners being released or in the custody of a correctional facility are not considered homeless at the time of admission for treatment. The definition also excludes persons in a hospital, residential care facility, commercial hotel/motel, supervised apartment, or living with parent/other relative (even if only temporarily). The definition does include domestic violence and sexual assault shelters, as the persons have fled a residence that is not adequate (i.e., not safe).

- **Legal Status**

Legal Status has three categories; Voluntary, Civil Involuntary, and Criminal Involuntary. The categories of legal status (with ICIS codes) are as follows:

Voluntary. These clients enter treatment voluntarily and are coded Voluntary Admission (01), Court Voluntary (02), Informal Admission (16), or Other (18).

Civil Involuntary. These clients are required by the court system to receive services, even though they may be reluctant. They are coded Court Commitment (03), Order of Detention (06), Juvenile Court Order (07), Transfer – Other Legal Entity (08), Court Ordered Juveniles in Need of Treatment, DHS given custody (10), Court Ordered Juveniles in Need of Treatment Parental Custody Retained (11), Emergency Detention (12), Continued Court Detention (13), 28-Day Court Commitment (14), or Protective Custody (17).

Criminal Involuntary. These clients are required to receive services because they have been accused of or have committed a crime. Codes include the following; Incompetent to Stand Trial (04), Not Guilty by Reason of Insanity (05), Court Order for Observation and Evaluation (09), Court Referred DUI Clients (15), Criminal Hold (20), or Court Commit with Hold (21).

- **Adults with Serious Mental Illness (SMI)**

SMI denotes clients who have been identified **at any time** as having a serious mental illness using the formal ODMHSAS definition. According to this definition, an Adult with a Serious Mental Illness must be an individual 18 years of age or older.

- **Children with a Serious Emotional Disturbance (SED)**

SED refers to children who meet departmental criteria for having a Serious Emotional Disturbance.

- **Any Alcohol/Drug Problem**

A substance abuse client is one who has one or more DSM-IV Axis I primary, secondary or tertiary diagnoses from categories 1.a. or 1.b. (in the Dual Diagnosis definition below) or one or more ICIS Substance Abuse Related Problems (710-731, 741-743). Clients identified only as co-dependents are not identified as substance abusers.

- **Dual Diagnosis Client**

A dual diagnosis client is one who meets the criteria for having a substance abuse diagnosis from categories 1.a. or 1.b. below and meets the criteria for a mental illness based on one or more DSM-IV Axis II primary, secondary, or tertiary diagnoses from categories 2.a. through 2.e. below.

- 1.a. Psychoactive Substance Induced Organic Disorders: 291.0-291.8, 292.0-292.83, 292.89-282.99
- b. Psychoactive Substance Use Disorders: 303.0-305.99.
- 2.a. Schizophrenia: 295.10, 295.20, 295.30, 295.40, 295.60, 295.70, 295.90
- b. Delusional (Paranoid) Disorder: 297.1
- c. Other Psychotic Disorders: 295.40, 295.70, 297.3, 298.8, 298.9, 297.1, 297.3
- d. Mood Disorders: 296.20-296.7
- e. Borderline Personality Disorder: 301.83

Presenting Problem/Diagnosis

Categories for this variable are based on the DSM-IV primary diagnosis or primary presenting problem. If the admitting agency has clinicians qualified to make a diagnosis, the diagnosis is used, otherwise, a presenting problem is used to define a client's category.

Categories	Codes
Developmental Disorders	
DSM-IV Codes:	302.5-302.69, 302.85, 307-307.39, 307.5-307.99, 309.21, 312-312.29, 312.9-313.21, 313.81-313.89, 314-314.99, 315-319.99, 299-299.99
Presenting Problems:	210, 240
Non Alcohol/Drug Related Organic	
DSM-IV Codes:	290-290.99, 293-293.83, 294-294.80, 310-310.10
Alcohol Abuse	
DSM-IV Codes:	291-291.99, 293.9, 303-303.99, 305-305.02
Presenting Problems:	741, 710, 711
Other Substance Abuse	
DSM-IV Codes:	305.1-305.99, 292-292.99, 304-304.99
Presenting Problems:	742, 743, 744, 720-731
Schizophrenia	
DSM-IV Codes:	295 (excluding 295.4, 295.7)

Categories	Codes
Other Psychotic	
DSM-IV Codes:	297-298.9, 295.40, 294.9, 295.70
Presenting Problems:	510-530, 650
Mood Disorders	
DSM-IV Codes:	296-296.99 301.13, 300.4-300.49, 293.89, 311-311.99
Presenting Problems:	500-503
Other Non-Psychotic	
DSM-IV Codes:	300-300.39, 300.6-300.99, 302-302.49, 302.7-302.84, 302.89-302.99, 307-4-307.49, 307.8, 312.8, 308.3-309.19, 309.23-309.99, 312.3, 316-316.99, 780.50
Personality Disorders	
DSM-IV Codes:	301-301.9
Social Conditions	
DSM-IV Codes:	V40.00-V40.60, V61-V71.02, 955.5-995.81
Presenting Problems:	740, 450, 620-632, 311-420
Deferred/No Diagnosis	
DSM-IV Codes:	799.9-799.90, V71.09
Presenting Problems:	110, 130

Race

The Unknown category was utilized to group Clients who made no selection from the choices below indicating their race.

The following groupings are used for reporting race:

- White
- Black
- Native American
- Hispanic
- Asian
- Unknown

Various Categories:

In response to many special report requests in past years, the special reports table was generated to address the majority of those requests.

Description of the Data Book

This Data Book displays Counts of Admitted Clients Served by Funding Source for Sex, Age, Race, Presenting Problem/Diagnosis, County of Residence, and Other Indicators. It contains six tables presenting data for 1) Statewide Total, 2) Agency, 3) Agency Type, 4) County of Residence, 5) Planning Area, and 6) Various Categories.

Admitted Clients Served by Funding Source

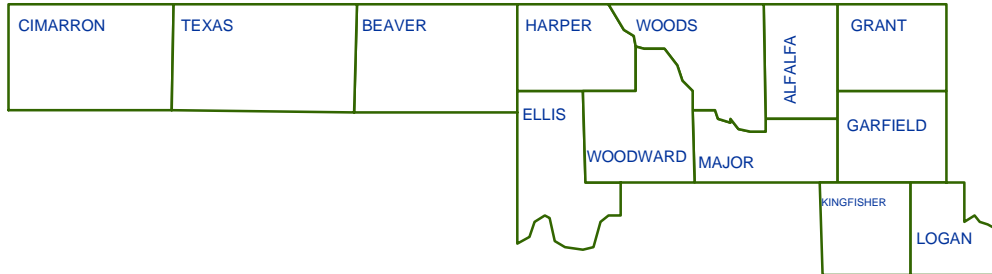
Admitted Clients Served are clients who have an admission transaction in the ICIS before or during the report year and had received a service during the report year. They are counted only once in the total for each level of aggregation or category in which they appear. This is called an unduplicated count. For example, a client may receive services at one hospital and then receive services at another hospital in the same year. This client would be counted twice (once at each hospital) in the agency report, but only once in the agency type and statewide tables. Because information such as age and sex should remain constant (except for data entry errors), counts for categories of these variables will sum to the total clients served on each table. Variables that might change from admission at one facility to admission at another or over time, (e.g., legal status, diagnosis, and target population) can be counted in more than one category and should not be summed.

This Data Book shows only clients who were admitted for services and excludes contacts. It enumerates admitted clients, but further limits the counts to specific subgroups of the client population. Each individual counted has received a service at some time during the year regardless of the year he/she was admitted. Clients are grouped by frequently referenced demographics: Sex, Age, Race, Presenting Problem/Diagnosis, County of Residence, and Other Indicators. A client may be in more than one of these groups, or a client's group may change during the year. As a result, the sum of target populations exceeds the total number served. However, for any given population, the age, race, and sex, which do not change (age is calculated as of a single point in time), are unduplicated counts and should equal the total.

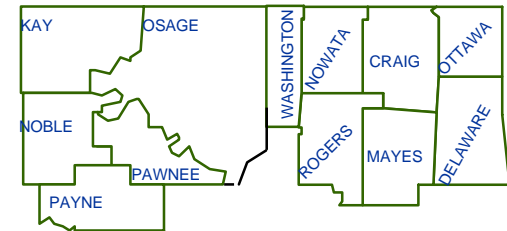
OKLAHOMA DEPARTMENT OF MENTAL HEALTH
AND SUBSTANCE ABUSE SERVICES

Planning Areas

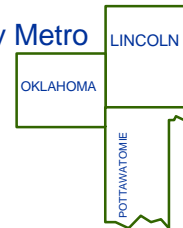
Northwest



Northeast



Oklahoma City Metro



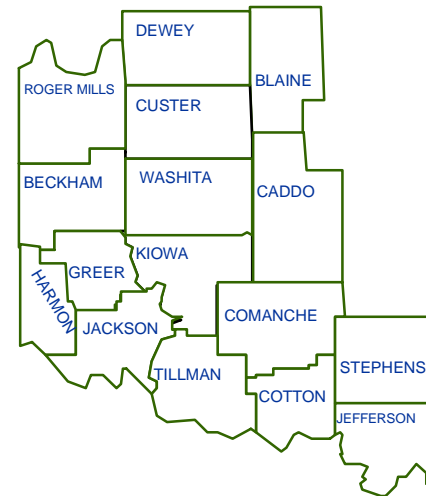
Tulsa Metro



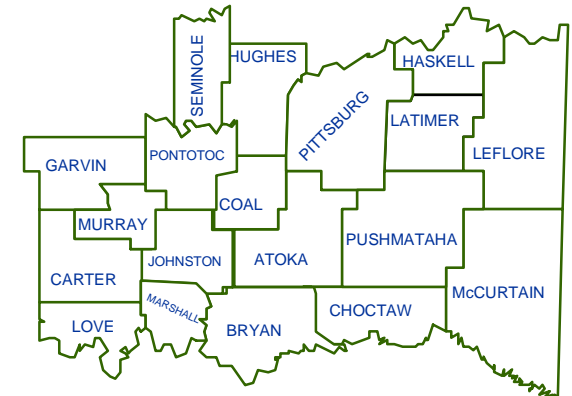
East Central



Central



Southwest



Southeast