

data

BOOK FOR FISCAL YEAR 1995

Admitted Clients Served
By Funding Source

Table 2. Counts of Admitted
Clients Served for each
Agency

Oklahoma Department of Mental Health and Substance Abuse Services
Evaluation and Data Analysis Section
P. O. Box 53277 • Oklahoma City, OK 73152 • 405 522 3813

DATA BOOK FOR FISCAL YEAR 1995

Published by

Oklahoma Department of Mental Health and Substance Abuse
Services

Prepared by

Ali Akour, Ph.D.

Data Analyst, Evaluation and Data Analysis Section
Decision Support Services

2002

Terry Cline, Ph.D., Commissioner
Steve Davis, Ph.D., Director of Decision Support Services
Mark Reynolds, Ed. D., Evaluation & Data Analysis Data Projects Manager

Public Domain Notice

The Data Book for Fiscal Year 1995 is in the public domain and may be reproduced or copied without permission from the Oklahoma Department of Mental Health and Substance Abuse Services. However, this publication may not be reproduced or distributed for a fee without the specific, written authorization of Oklahoma Department of Mental Health and Substance Abuse Services. Citation of the source is appreciated.

Electronic Access to Publication

This publication is available on the World Wide Web at:
<http://www.odmhsas.org/specialreports.htm>

How to Contact Us

**Oklahoma Department of Mental Health and Substance Abuse Services
Evaluation and Data Analysis Section**

P.O. Box 53277
Oklahoma City, OK 73152-3277
(405) 522-3813

Contents

Introduction

Admitted Clients Served by Funding Source

- Table 1. Counts of Admitted Clients Served for **Statewide Total**
- Table 2. Counts of Admitted Clients Served for each **Agency**
- Table 3. Counts of Admitted Clients Served for each **Agency Type**
- Table 4. Counts of Admitted Clients Served for each **County of Residence**
- Table 5. Counts of Admitted Clients Served for each **Planning Area**
- Table 6. Counts of Admitted Clients Served for **Various Categories**

Appendix

Definitions of Terms and Categorization Variables

Description of the Data Book

Map of Planning Areas

DATA BOOK FOR FISCAL YEAR 1995

Introduction

Prior to Fiscal Year 1999, any client seen at an Oklahoma Department of Mental Health and Substance Abuse Services (ODMHSAS) contracted facility was reported, regardless of who paid for the service. Starting with Fiscal Year 1999, only clients funded in full or in part by ODMHSAS were reported. Therefore, previous years' reported client counts will be larger than in following years.

During the Fiscal Year 1995, the State of Oklahoma expenditures on community mental health services, inpatient facilities, substance abuse services, domestic violence/sexual assault services, and departmental management amounted to approximately \$158 million dollars. An unduplicated total of approximately 91,731 recipients were served system-wide in FY 1995. The unduplicated total of 91,731 recipients consists of 64,924 recipients that were admitted and served and 26,807 recipients that were contacts. This Data Book report is generated to provide basic information about these recipients for policy makers, interest groups, and others working to improve the quality of life for those in need.

The Data Book report is produced by the Evaluation and Data Analysis Section of the Decision Support Services Division at the ODMHSAS. The report summarizes demographic information for clients served in agencies operated by or funded through ODMHSAS. To create the Data Book report, data are extracted from the ODMHSAS Integrated Client Information System (ICIS). ICIS contains demographic and service information about service recipients and agencies.

This Data Book report focuses on Admitted Clients Served by Funding Source. To meet the specific needs of a variety of entities, the information is divided into tables and each table presents a different view of the data. Definitions of terms and a map of planning areas are also provided.

Oklahoma Department of Mental Health and Substance Abuse Services

Counts of Admitted Clients Served by Funding Source for Each Agency During FY1995

ACMI HOUSE INC

	Total	Funding Source					
		Mental Health	Substance Abuse	Domestic Violence	Residential Care	Medicaid	Other
Total							
Unduplicated Count	364	0	0	364	0	0	0
Sex							
Female	250	0	0	250	0	0	0
Male	114	0	0	114	0	0	0
Age							
0-04	58	0	0	58	0	0	0
05-17	99	0	0	99	0	0	0
18-20	22	0	0	22	0	0	0
21-24	36	0	0	36	0	0	0
25-34	87	0	0	87	0	0	0
35-44	47	0	0	47	0	0	0
45-54	14	0	0	14	0	0	0
65-74	1	0	0	1	0	0	0
Race							
White	226	0	0	226	0	0	0
Black	51	0	0	51	0	0	0
Native American	5	0	0	5	0	0	0
Hispanic	79	0	0	79	0	0	0
Asian	3	0	0	3	0	0	0
Presenting Problem/Diagnosis							
Social Conditions	346	0	0	346	0	0	0
Deferred/No Diagnosis	18	0	0	18	0	0	0
County of Residence							
Comanche	4	0	0	4	0	0	0
Grady	1	0	0	1	0	0	0
Greer	17	0	0	17	0	0	0
Harmon	20	0	0	20	0	0	0
Jackson	252	0	0	252	0	0	0
Kiowa	33	0	0	33	0	0	0
Oklahoma	9	0	0	9	0	0	0
Stephens	5	0	0	5	0	0	0
Tillman	11	0	0	11	0	0	0
Wagoner	2	0	0	2	0	0	0
Woodward	1	0	0	1	0	0	0
Out of State/Unknown	9	0	0	9	0	0	0
Other Indicators							
Homeless	9	0	0	9	0	0	0
SMI (If ever)	17	0	0	17	0	0	0

Notes: The same client may be counted in more than one category, e.g., clients can receive services under more than one contract source, in more than one "County of Residence," or may have multiple "Other Indicators." Please see Definition page for other considerations.

Oklahoma Department of Mental Health and Substance Abuse Services
Counts of Admitted Clients Served by Funding Source for Each Agency During FY1995
ACTION ASSOCIATES, INC.

	Total	Funding Source					
		Mental Health	Substance Abuse	Domestic Violence	Residential Care	Medicaid	Other
Total							
Unduplicated Count	180	0	0	180	0	0	0
Sex							
Female	139	0	0	139	0	0	0
Male	41	0	0	41	0	0	0
Age							
0-04	41	0	0	41	0	0	0
05-17	44	0	0	44	0	0	0
18-20	7	0	0	7	0	0	0
21-24	20	0	0	20	0	0	0
25-34	31	0	0	31	0	0	0
35-44	24	0	0	24	0	0	0
45-54	11	0	0	11	0	0	0
55-64	2	0	0	2	0	0	0
Race							
White	122	0	0	122	0	0	0
Black	14	0	0	14	0	0	0
Native American	22	0	0	22	0	0	0
Hispanic	22	0	0	22	0	0	0
Presenting Problem/Diagnosis							
Developmental Disorder	3	0	0	3	0	0	0
Social Conditions	163	0	0	163	0	0	0
Deferred/No Diagnosis	14	0	0	14	0	0	0
County of Residence							
Beckham	26	0	0	26	0	0	0
Blaine	3	0	0	3	0	0	0
Bryan	1	0	0	1	0	0	0
Caddo	3	0	0	3	0	0	0
Canadian	7	0	0	7	0	0	0
Custer	94	0	0	94	0	0	0
Kingfisher	1	0	0	1	0	0	0
Kiowa	12	0	0	12	0	0	0
Oklahoma	2	0	0	2	0	0	0
Roger Mills	1	0	0	1	0	0	0
Washita	19	0	0	19	0	0	0
Out of State/Unknown	11	0	0	11	0	0	0
Other Indicators							
Homeless	75	0	0	75	0	0	0
SMI (If ever)	16	0	0	16	0	0	0

Notes: The same client may be counted in more than one category, e.g., clients can receive services under more than one contract source, in more than one "County of Residence," or may have multiple "Other Indicators." Please see Definition page for other considerations.

Oklahoma Department of Mental Health and Substance Abuse Services

Counts of Admitted Clients Served by Funding Source for Each Agency During FY1995

ADA AREA CHEMICAL DEPENDENCY CENTER, INC.

		Funding Source						
		Total	Mental Health	Substance Abuse	Domestic Violence	Residential Care	Medicaid	Other
Total	Unduplicated Count	143	0	143	0	0	0	0
Sex	Female	95	0	95	0	0	0	0
	Male	48	0	48	0	0	0	0
Age	05-17	6	0	6	0	0	0	0
	18-20	6	0	6	0	0	0	0
	21-24	17	0	17	0	0	0	0
	25-34	51	0	51	0	0	0	0
	35-44	48	0	48	0	0	0	0
	45-54	11	0	11	0	0	0	0
	55-64	4	0	4	0	0	0	0
Race	White	127	0	127	0	0	0	0
	Black	6	0	6	0	0	0	0
	Native American	9	0	9	0	0	0	0
	Hispanic	1	0	1	0	0	0	0
Presenting Problem/Diagnosis	Alcohol Abuse	44	0	44	0	0	0	0
	Social Conditions	41	0	41	0	0	0	0
	Substance Related	56	0	56	0	0	0	0
	Deferred/No Diagnosis	2	0	2	0	0	0	0
County of Residence	Bryan	1	0	1	0	0	0	0
	Coal	3	0	3	0	0	0	0
	Garfield	1	0	1	0	0	0	0
	Garvin	3	0	3	0	0	0	0
	Hughes	4	0	4	0	0	0	0
	Latimer	1	0	1	0	0	0	0
	Marshall	1	0	1	0	0	0	0
	Murray	1	0	1	0	0	0	0
	Pontotoc	124	0	124	0	0	0	0
	Pottawatomie	2	0	2	0	0	0	0
	Seminole	2	0	2	0	0	0	0
Other Indicators	Dual Diagnosis	2	0	2	0	0	0	0
	Homeless	9	0	9	0	0	0	0
	SMI (If ever)	16	0	16	0	0	0	0

Notes: The same client may be counted in more than one category, e.g., clients can receive services under more than one contract source, in more than one "County of Residence," or may have multiple "Other Indicators." Please see Definition page for other considerations.

Oklahoma Department of Mental Health and Substance Abuse Services

Counts of Admitted Clients Served by Funding Source for Each Agency During FY1995

ALPHA II, INC.

	Total	Funding Source					
		Mental Health	Substance Abuse	Domestic Violence	Residential Care	Medicaid	Other
Total							
Unduplicated Count	251	0	251	0	0	0	0
Sex							
Female	1	0	1	0	0	0	0
Male	250	0	250	0	0	0	0
Age							
05-17	1	0	1	0	0	0	0
18-20	6	0	6	0	0	0	0
21-24	30	0	30	0	0	0	0
25-34	96	0	96	0	0	0	0
35-44	76	0	76	0	0	0	0
45-54	26	0	26	0	0	0	0
55-64	16	0	16	0	0	0	0
Race							
White	146	0	146	0	0	0	0
Black	44	0	44	0	0	0	0
Native American	56	0	56	0	0	0	0
Hispanic	5	0	5	0	0	0	0
Presenting Problem/Diagnosis							
Alcohol Abuse	139	0	139	0	0	0	0
Substance Related	112	0	112	0	0	0	0
County of Residence							
Alfalfa	1	0	1	0	0	0	0
Beckham	1	0	1	0	0	0	0
Carter	1	0	1	0	0	0	0
Choctaw	3	0	3	0	0	0	0
Cotton	1	0	1	0	0	0	0
Creek	3	0	3	0	0	0	0
Custer	1	0	1	0	0	0	0
Garfield	77	0	77	0	0	0	0
Grady	1	0	1	0	0	0	0
Grant	1	0	1	0	0	0	0
Hughes	1	0	1	0	0	0	0
Kay	17	0	17	0	0	0	0
Lincoln	1	0	1	0	0	0	0
Logan	5	0	5	0	0	0	0
Mayes	1	0	1	0	0	0	0
McCurtain	13	0	13	0	0	0	0
Muskogee	6	0	6	0	0	0	0
Noble	2	0	2	0	0	0	0
Okfuskee	1	0	1	0	0	0	0
Oklahoma	10	0	10	0	0	0	0
Okmulgee	1	0	1	0	0	0	0
Osage	8	0	8	0	0	0	0
Ottawa	1	0	1	0	0	0	0
Pawnee	3	0	3	0	0	0	0
Payne	9	0	9	0	0	0	0
Pottawatomie	2	0	2	0	0	0	0
Pushmataha	1	0	1	0	0	0	0
Rogers	4	0	4	0	0	0	0

Notes: The same client may be counted in more than one category, e.g., clients can receive services under more than one contract source, in more than one "County of Residence," or may have multiple "Other Indicators." Please see Definition page for other considerations.

Oklahoma Department of Mental Health and Substance Abuse Services
Counts of Admitted Clients Served by Funding Source for Each Agency During FY1995
ALPHA II, INC.

	Funding Source					
	Total	Mental Health	Substance Abuse	Domestic Violence	Residential Care	Medicaid Other
Seminole	5	0	5	0	0	0
Sequoyah	1	0	1	0	0	0
Tulsa	36	0	36	0	0	0
Wagoner	2	0	2	0	0	0
Washington	22	0	22	0	0	0
Woods	2	0	2	0	0	0
Out of State/Unknown	7	0	7	0	0	0
Other Indicators						
Deaf and Hearing Impaired	2	0	2	0	0	0
Homeless	24	0	24	0	0	0
SMI (If ever)	33	0	33	0	0	0

Notes: The same client may be counted in more than one category, e.g., clients can receive services under more than one contract source, in more than one "County of Residence," or may have multiple "Other Indicators." Please see Definition page for other considerations.

Oklahoma Department of Mental Health and Substance Abuse Services
Counts of Admitted Clients Served by Funding Source for Each Agency During FY1995
ASSOCIATED CENTERS FOR THERAPY, INC.

	Total	Funding Source					
		Mental Health	Substance Abuse	Domestic Violence	Residential Care	Medicaid	Other
Total							
Unduplicated Count	1,192	1,192	0	0	0	0	0
Sex							
Female	668	668	0	0	0	0	0
Male	524	524	0	0	0	0	0
Age							
0-04	21	21	0	0	0	0	0
05-17	389	389	0	0	0	0	0
18-20	29	29	0	0	0	0	0
21-24	85	85	0	0	0	0	0
25-34	233	233	0	0	0	0	0
35-44	209	209	0	0	0	0	0
45-54	136	136	0	0	0	0	0
55-64	63	63	0	0	0	0	0
65-74	17	17	0	0	0	0	0
75-84	8	8	0	0	0	0	0
85+	2	2	0	0	0	0	0
Race							
White	896	896	0	0	0	0	0
Black	195	195	0	0	0	0	0
Native American	63	63	0	0	0	0	0
Hispanic	32	32	0	0	0	0	0
Asian	6	6	0	0	0	0	0
Presenting Problem/Diagnosis							
Alcohol Abuse	12	12	0	0	0	0	0
Developmental Disorder	194	194	0	0	0	0	0
Mood Disorder	581	581	0	0	0	0	0
Non Alcohol/Drug Related Organic	7	7	0	0	0	0	0
Other Non-Psychotic	164	164	0	0	0	0	0
Other Psychotic	73	73	0	0	0	0	0
Personality Disorder	11	11	0	0	0	0	0
Schizophrenia	96	96	0	0	0	0	0
Social Conditions	43	43	0	0	0	0	0
Substance Related	7	7	0	0	0	0	0
Deferred/No Diagnosis	4	4	0	0	0	0	0
County of Residence							
Osage	1	1	0	0	0	0	0
Tulsa	1,187	1,187	0	0	0	0	0
Washita	3	3	0	0	0	0	0
Out of State/Unknown	1	1	0	0	0	0	0
Other Indicators							
Deaf and Hearing Impaired	5	5	0	0	0	0	0
Dual Diagnosis	122	122	0	0	0	0	0
Homeless	56	56	0	0	0	0	0
SED (6-17)	351	351	0	0	0	0	0
SMI (If ever)	538	538	0	0	0	0	0

Notes: The same client may be counted in more than one category, e.g., clients can receive services under more than one contract source, in more than one "County of Residence," or may have multiple "Other Indicators." Please see Definition page for other considerations.

Oklahoma Department of Mental Health and Substance Abuse Services
Counts of Admitted Clients Served by Funding Source for Each Agency During FY1995
AUTUMN YEARS RESIDENT RANCH

		Funding Source						
		Total	Mental Health	Substance Abuse	Domestic Violence	Residential Care	Medicaid	Other
Total	Unduplicated Count	17	0	0	0	17	0	0
Sex	Female	16	0	0	0	16	0	0
	Male	1	0	0	0	1	0	0
Age	35-44	2	0	0	0	2	0	0
	45-54	5	0	0	0	5	0	0
	55-64	6	0	0	0	6	0	0
	65-74	2	0	0	0	2	0	0
	75-84	2	0	0	0	2	0	0
Race	White	16	0	0	0	16	0	0
	Native American	1	0	0	0	1	0	0
Presenting Problem/Diagnosis	Developmental Disorder	1	0	0	0	1	0	0
	Mood Disorder	2	0	0	0	2	0	0
	Other Psychotic	4	0	0	0	4	0	0
	Social Conditions	10	0	0	0	10	0	0
County of Residence	Pontotoc	17	0	0	0	17	0	0
Other Indicators	SMI (If ever)	17	0	0	0	17	0	0

Notes: The same client may be counted in more than one category, e.g., clients can receive services under more than one contract source, in more than one "County of Residence," or may have multiple "Other Indicators." Please see Definition page for other considerations.

Oklahoma Department of Mental Health and Substance Abuse Services

Counts of Admitted Clients Served by Funding Source for Each Agency During FY1995

BILL WILLIS MENTAL HEALTH

	Total	Funding Source					
		Mental Health	Substance Abuse	Domestic Violence	Residential Care	Medicaid	Other
Total							
Unduplicated Count	1,820	1,659	276	0	0	0	12
Sex							
Female	838	833	21	0	0	0	1
Male	982	826	255	0	0	0	11
Age							
0-04	7	7	0	0	0	0	0
05-17	190	189	2	0	0	0	0
18-20	52	47	12	0	0	0	0
21-24	114	92	37	0	0	0	2
25-34	500	438	105	0	0	0	4
35-44	461	406	85	0	0	0	5
45-54	286	274	26	0	0	0	1
55-64	133	130	6	0	0	0	0
65-74	63	62	3	0	0	0	0
75-84	14	14	0	0	0	0	0
Race							
White	1,416	1,348	150	0	0	0	9
Black	85	70	18	0	0	0	0
Native American	286	215	99	0	0	0	3
Hispanic	28	22	8	0	0	0	0
Asian	5	4	1	0	0	0	0
Presenting Problem/Diagnosis							
Alcohol Abuse	157	77	119	0	0	0	2
Developmental Disorder	76	76	0	0	0	0	0
Mood Disorder	701	700	34	0	0	0	0
Non Alcohol/Drug Related Organic	58	58	1	0	0	0	0
Other Non-Psychotic	247	247	9	0	0	0	0
Other Psychotic	129	129	5	0	0	0	0
Personality Disorder	16	16	0	0	0	0	0
Schizophrenia	284	284	10	0	0	0	0
Social Conditions	6	6	0	0	0	0	0
Substance Related	146	66	98	0	0	0	10
County of Residence							
Adair	179	174	36	0	0	0	0
Alfalfa	1	1	0	0	0	0	0
Caddo	1	0	1	0	0	0	0
Carter	1	1	1	0	0	0	0
Cherokee	583	543	60	0	0	0	4
Comanche	1	0	1	0	0	0	0
Craig	3	1	2	0	0	0	0
Creek	2	1	2	0	0	0	0
Delaware	19	7	16	0	0	0	0
Latimer	1	0	1	0	0	0	0
LeFlore	4	3	1	0	0	0	0
Love	1	0	1	0	0	0	0
Marshall	1	0	1	0	0	0	0
Mayes	14	4	12	0	0	0	0
McIntosh	4	2	4	0	0	0	0
Murray	2	0	2	0	0	0	0

Notes: The same client may be counted in more than one category, e.g., clients can receive services under more than one contract source, in more than one "County of Residence," or may have multiple "Other Indicators." Please see Definition page for other considerations.

Oklahoma Department of Mental Health and Substance Abuse Services
Counts of Admitted Clients Served by Funding Source for Each Agency During FY1995
BILL WILLIS MENTAL HEALTH

	Funding Source						
	Total	Mental Health	Substance Abuse	Domestic Violence	Residential Care	Medicaid Other	
Muskogee	41	17	28	0	0	0	1
Nowata	1	0	1	0	0	0	0
Osage	4	0	4	0	0	0	0
Ottawa	1	0	1	0	0	0	0
Payne	1	0	1	0	0	0	0
Pittsburgh	2	0	2	0	0	0	0
Rogers	8	3	6	0	0	0	0
Seminole	4	2	2	0	0	0	0
Sequoyah	556	548	30	0	0	0	0
Stephens	1	0	1	0	0	0	0
Tulsa	32	12	27	0	0	0	4
Wagoner	334	325	28	0	0	0	3
Washington	4	2	2	0	0	0	0
Woodward	4	3	1	0	0	0	0
Out of State/Unknown	10	10	1	0	0	0	0
Other Indicators							
Deaf and Hearing Impaired	141	48	131	0	0	0	4
Dual Diagnosis	369	289	146	0	0	0	1
Homeless	61	45	25	0	0	0	0
SED (6-17)	97	97	1	0	0	0	0
SMI (If ever)	1,178	1,151	89	0	0	0	3

Notes: The same client may be counted in more than one category, e.g., clients can receive services under more than one contract source, in more than one "County of Residence," or may have multiple "Other Indicators." Please see Definition page for other considerations.

Oklahoma Department of Mental Health and Substance Abuse Services

Counts of Admitted Clients Served by Funding Source for Each Agency During FY1995

BOLEY RESIDENTIAL CARE HOME

	Total	Funding Source					
		Mental Health	Substance Abuse	Domestic Violence	Residential Care	Medicaid	Other
Total							
Unduplicated Count	33	0	0	0	33	0	0
Sex							
Female	12	0	0	0	12	0	0
Male	21	0	0	0	21	0	0
Age							
21-24	1	0	0	0	1	0	0
25-34	5	0	0	0	5	0	0
35-44	16	0	0	0	16	0	0
45-54	6	0	0	0	6	0	0
55-64	3	0	0	0	3	0	0
65-74	1	0	0	0	1	0	0
75-84	1	0	0	0	1	0	0
Race							
White	3	0	0	0	3	0	0
Black	30	0	0	0	30	0	0
Presenting Problem/Diagnosis							
Developmental Disorder	1	0	0	0	1	0	0
Mood Disorder	1	0	0	0	1	0	0
Other Psychotic	16	0	0	0	16	0	0
Social Conditions	15	0	0	0	15	0	0
County of Residence							
Comanche	3	0	0	0	3	0	0
Jackson	1	0	0	0	1	0	0
Okfuskee	23	0	0	0	23	0	0
Oklahoma	2	0	0	0	2	0	0
Okmulgee	1	0	0	0	1	0	0
Tulsa	2	0	0	0	2	0	0
Wagoner	1	0	0	0	1	0	0
Other Indicators							
Dual Diagnosis	4	0	0	0	4	0	0
Homeless	15	0	0	0	15	0	0
SMI (If ever)	33	0	0	0	33	0	0

Notes: The same client may be counted in more than one category, e.g., clients can receive services under more than one contract source, in more than one "County of Residence," or may have multiple "Other Indicators." Please see Definition page for other considerations.

Oklahoma Department of Mental Health and Substance Abuse Services

Counts of Admitted Clients Served by Funding Source for Each Agency During FY1995

BRIDGEWAY

	Total	Funding Source					Other
		Mental Health	Substance Abuse	Domestic Violence	Residential Care	Medicaid	
Total							
Unduplicated Count	127	0	80	0	0	0	97
Sex							
Female	1	0	0	0	0	0	1
Male	126	0	80	0	0	0	96
Age							
18-20	2	0	1	0	0	0	2
21-24	13	0	7	0	0	0	12
25-34	53	0	32	0	0	0	40
35-44	41	0	29	0	0	0	28
45-54	13	0	7	0	0	0	11
55-64	5	0	4	0	0	0	4
Race							
White	76	0	44	0	0	0	61
Black	38	0	26	0	0	0	28
Native American	12	0	9	0	0	0	7
Hispanic	1	0	1	0	0	0	1
Presenting Problem/Diagnosis							
Alcohol Abuse	80	0	50	0	0	0	62
Substance Related	45	0	29	0	0	0	33
Deferred/No Diagnosis	2	0	1	0	0	0	2
County of Residence							
Beaver	1	0	0	0	0	0	1
Carter	1	0	1	0	0	0	0
Custer	1	0	0	0	0	0	1
Garfield	6	0	3	0	0	0	5
Grady	1	0	0	0	0	0	1
Hughes	1	0	1	0	0	0	1
Kay	98	0	60	0	0	0	77
Kiowa	1	0	1	0	0	0	0
Logan	3	0	3	0	0	0	2
McCurtain	1	0	1	0	0	0	0
Muskogee	1	0	1	0	0	0	1
Nowata	1	0	0	0	0	0	1
Oklahoma	3	0	2	0	0	0	3
Osage	2	0	2	0	0	0	0
Tulsa	1	0	0	0	0	0	1
Washington	1	0	1	0	0	0	0
Woodward	1	0	1	0	0	0	1
Out of State/Unknown	3	0	3	0	0	0	2
Other Indicators							
Homeless	82	0	59	0	0	0	62
SMI (If ever)	8	0	6	0	0	0	4

Notes: The same client may be counted in more than one category, e.g., clients can receive services under more than one contract source, in more than one "County of Residence," or may have multiple "Other Indicators." Please see Definition page for other considerations.

Oklahoma Department of Mental Health and Substance Abuse Services
Counts of Admitted Clients Served by Funding Source for Each Agency During FY1995
CAA TURNING POINT

		Funding Source						
		Total	Mental Health	Substance Abuse	Domestic Violence	Residential Care	Medicaid	Other
Total	Unduplicated Count	419	0	419	0	0	0	0
Sex	Female	156	0	156	0	0	0	0
	Male	263	0	263	0	0	0	0
Age	05-17	4	0	4	0	0	0	0
	18-20	14	0	14	0	0	0	0
	21-24	47	0	47	0	0	0	0
	25-34	182	0	182	0	0	0	0
	35-44	126	0	126	0	0	0	0
	45-54	35	0	35	0	0	0	0
	55-64	9	0	9	0	0	0	0
	65-74	2	0	2	0	0	0	0
Race	White	230	0	230	0	0	0	0
	Black	148	0	148	0	0	0	0
	Native American	21	0	21	0	0	0	0
	Hispanic	19	0	19	0	0	0	0
	Asian	1	0	1	0	0	0	0
Presenting Problem/Diagnosis	Alcohol Abuse	236	0	236	0	0	0	0
	Social Conditions	1	0	1	0	0	0	0
	Substance Related	182	0	182	0	0	0	0
County of Residence	Canadian	6	0	6	0	0	0	0
	Cleveland	3	0	3	0	0	0	0
	Logan	1	0	1	0	0	0	0
	Oklahoma	407	0	407	0	0	0	0
	Pottawatomie	2	0	2	0	0	0	0
Other Indicators	Homeless	6	0	6	0	0	0	0
	SMI (If ever)	67	0	67	0	0	0	0

Notes: The same client may be counted in more than one category, e.g., clients can receive services under more than one contract source, in more than one "County of Residence," or may have multiple "Other Indicators." Please see Definition page for other considerations.

Oklahoma Department of Mental Health and Substance Abuse Services
Counts of Admitted Clients Served by Funding Source for Each Agency During FY1995
CARE FOR CHANGE, INC.

		Funding Source						
		Total	Mental Health	Substance Abuse	Domestic Violence	Residential Care	Medicaid	Other
Total	Unduplicated Count	36	0	36	0	0	0	0
Sex	Female	4	0	4	0	0	0	0
	Male	32	0	32	0	0	0	0
Age	05-17	35	0	35	0	0	0	0
	18-20	1	0	1	0	0	0	0
Race	White	6	0	6	0	0	0	0
	Black	27	0	27	0	0	0	0
	Native American	1	0	1	0	0	0	0
	Hispanic	1	0	1	0	0	0	0
	Asian	1	0	1	0	0	0	0
Presenting Problem/Diagnosis	Social Conditions	36	0	36	0	0	0	0
County of Residence	Oklahoma	36	0	36	0	0	0	0
Other Indicators	SED (6-17)	1	0	1	0	0	0	0
	SMI (If ever)	4	0	4	0	0	0	0

Notes: The same client may be counted in more than one category, e.g., clients can receive services under more than one contract source, in more than one "County of Residence," or may have multiple "Other Indicators." Please see Definition page for other considerations.

Oklahoma Department of Mental Health and Substance Abuse Services

Counts of Admitted Clients Served by Funding Source for Each Agency During FY1995

CARL ALBERT CMHC

	Total	Funding Source					
		Mental Health	Substance Abuse	Domestic Violence	Residential Care	Medicaid	Other
Total							
Unduplicated Count	2,379	2,379	0	0	0	0	0
Sex							
Female	1,300	1,300	0	0	0	0	0
Male	1,079	1,079	0	0	0	0	0
Age							
0-04	53	53	0	0	0	0	0
05-17	374	374	0	0	0	0	0
18-20	56	56	0	0	0	0	0
21-24	88	88	0	0	0	0	0
25-34	468	468	0	0	0	0	0
35-44	540	540	0	0	0	0	0
45-54	394	394	0	0	0	0	0
55-64	250	250	0	0	0	0	0
65-74	118	118	0	0	0	0	0
75-84	37	37	0	0	0	0	0
85+	1	1	0	0	0	0	0
Race							
White	1,922	1,922	0	0	0	0	0
Black	158	158	0	0	0	0	0
Native American	261	261	0	0	0	0	0
Hispanic	28	28	0	0	0	0	0
Asian	10	10	0	0	0	0	0
Presenting Problem/Diagnosis							
Alcohol Abuse	71	71	0	0	0	0	0
Developmental Disorder	194	194	0	0	0	0	0
Mood Disorder	821	821	0	0	0	0	0
Non Alcohol/Drug Related Organic	50	50	0	0	0	0	0
Other Non-Psychotic	431	431	0	0	0	0	0
Other Psychotic	241	241	0	0	0	0	0
Personality Disorder	18	18	0	0	0	0	0
Schizophrenia	445	445	0	0	0	0	0
Social Conditions	25	25	0	0	0	0	0
Substance Related	83	83	0	0	0	0	0
County of Residence							
Atoka	145	145	0	0	0	0	0
Beaver	1	1	0	0	0	0	0
Bryan	2	2	0	0	0	0	0
Choctaw	174	174	0	0	0	0	0
Coal	45	45	0	0	0	0	0
Creek	1	1	0	0	0	0	0
Delaware	1	1	0	0	0	0	0
Grant	1	1	0	0	0	0	0
Haskell	134	134	0	0	0	0	0
Hughes	139	139	0	0	0	0	0
Jefferson	1	1	0	0	0	0	0
Johnston	1	1	0	0	0	0	0
Latimer	96	96	0	0	0	0	0
LeFlore	376	376	0	0	0	0	0
McCurtain	345	345	0	0	0	0	0

Notes: The same client may be counted in more than one category, e.g., clients can receive services under more than one contract source, in more than one "County of Residence," or may have multiple "Other Indicators." Please see Definition page for other considerations.

Oklahoma Department of Mental Health and Substance Abuse Services
Counts of Admitted Clients Served by Funding Source for Each Agency During FY1995
CARL ALBERT CMHC

	Funding Source						
	Total	Mental Health	Substance Abuse	Domestic Violence	Residential Care	Medicaid	Other
McIntosh	23	23	0	0	0	0	0
Muskogee	1	1	0	0	0	0	0
Okfuskee	1	1	0	0	0	0	0
Oklahoma	3	3	0	0	0	0	0
Payne	1	1	0	0	0	0	0
Pittsburgh	749	749	0	0	0	0	0
Pontotoc	3	3	0	0	0	0	0
Pushmataha	115	115	0	0	0	0	0
Roger Mills	1	1	0	0	0	0	0
Seminole	6	6	0	0	0	0	0
Sequoyah	2	2	0	0	0	0	0
Out of State/Unknown	12	12	0	0	0	0	0
Other Indicators							
Deaf and Hearing Impaired	15	15	0	0	0	0	0
Dual Diagnosis	295	295	0	0	0	0	0
Homeless	35	35	0	0	0	0	0
SED (6-17)	246	246	0	0	0	0	0
SMI (If ever)	1,268	1,268	0	0	0	0	0

Notes: The same client may be counted in more than one category, e.g., clients can receive services under more than one contract source, in more than one "County of Residence," or may have multiple "Other Indicators." Please see Definition page for other considerations.

Oklahoma Department of Mental Health and Substance Abuse Services
Counts of Admitted Clients Served by Funding Source for Each Agency During FY1995
CARVER CENTER

		Funding Source						
		Total	Mental Health	Substance Abuse	Domestic Violence	Residential Care	Medicaid	Other
Total	Unduplicated Count	12	0	12	0	0	0	0
Sex	Male	12	0	12	0	0	0	0
Age	25-34	3	0	3	0	0	0	0
	35-44	4	0	4	0	0	0	0
	45-54	2	0	2	0	0	0	0
	55-64	2	0	2	0	0	0	0
	65-74	1	0	1	0	0	0	0
Race	White	9	0	9	0	0	0	0
	Black	2	0	2	0	0	0	0
	Native American	1	0	1	0	0	0	0
Presenting Problem/Diagnosis	Alcohol Abuse	12	0	12	0	0	0	0
County of Residence	Bryan	1	0	1	0	0	0	0
	Comanche	1	0	1	0	0	0	0
	Kay	1	0	1	0	0	0	0
	Oklahoma	7	0	7	0	0	0	0
	Stephens	1	0	1	0	0	0	0
	Wagoner	1	0	1	0	0	0	0
Other Indicators	Homeless	1	0	1	0	0	0	0
	SMI (If ever)	5	0	5	0	0	0	0

Notes: The same client may be counted in more than one category, e.g., clients can receive services under more than one contract source, in more than one "County of Residence," or may have multiple "Other Indicators." Please see Definition page for other considerations.

Oklahoma Department of Mental Health and Substance Abuse Services

Counts of Admitted Clients Served by Funding Source for Each Agency During FY1995

CENTER FOR CHILDREN & FAMILIES

	Total	Funding Source					
		Mental Health	Substance Abuse	Domestic Violence	Residential Care	Medicaid	Other
Total							
Unduplicated Count	233	233	0	0	0	0	0
Sex							
Female	130	130	0	0	0	0	0
Male	103	103	0	0	0	0	0
Age							
0-04	6	6	0	0	0	0	0
05-17	48	48	0	0	0	0	0
18-20	9	9	0	0	0	0	0
21-24	16	16	0	0	0	0	0
25-34	65	65	0	0	0	0	0
35-44	70	70	0	0	0	0	0
45-54	15	15	0	0	0	0	0
55-64	3	3	0	0	0	0	0
65-74	1	1	0	0	0	0	0
Race							
White	204	204	0	0	0	0	0
Black	2	2	0	0	0	0	0
Native American	21	21	0	0	0	0	0
Hispanic	5	5	0	0	0	0	0
Asian	1	1	0	0	0	0	0
Presenting Problem/Diagnosis							
Social Conditions	233	233	0	0	0	0	0
County of Residence							
Blaine	1	1	0	0	0	0	0
Caddo	1	1	0	0	0	0	0
Canadian	2	2	0	0	0	0	0
Cleveland	142	142	0	0	0	0	0
Garvin	2	2	0	0	0	0	0
Lincoln	3	3	0	0	0	0	0
McClain	6	6	0	0	0	0	0
Oklahoma	69	69	0	0	0	0	0
Pottawatomie	2	2	0	0	0	0	0
Tulsa	1	1	0	0	0	0	0
Wagoner	1	1	0	0	0	0	0
Out of State/Unknown	3	3	0	0	0	0	0
Other Indicators							
SED (6-17)	1	1	0	0	0	0	0
SMI (If ever)	9	9	0	0	0	0	0

Notes: The same client may be counted in more than one category, e.g., clients can receive services under more than one contract source, in more than one "County of Residence," or may have multiple "Other Indicators." Please see Definition page for other considerations.

Oklahoma Department of Mental Health and Substance Abuse Services

Counts of Admitted Clients Served by Funding Source for Each Agency During FY1995

CENTRAL OKLAHOMA CMHC

	Total	Funding Source					
		Mental Health	Substance Abuse	Domestic Violence	Residential Care	Medicaid	Other
Total							
Unduplicated Count	1,304	1,304	1	0	0	2	0
Sex							
Female	677	677	1	0	0	2	0
Male	627	627	0	0	0	0	0
Age							
0-04	1	1	0	0	0	0	0
05-17	108	108	0	0	0	0	0
18-20	32	32	0	0	0	0	0
21-24	67	67	0	0	0	0	0
25-34	288	288	0	0	0	0	0
35-44	371	371	1	0	0	0	0
45-54	231	231	0	0	0	1	0
55-64	133	133	0	0	0	0	0
65-74	64	64	0	0	0	1	0
75-84	8	8	0	0	0	0	0
85+	1	1	0	0	0	0	0
Race							
White	1,112	1,112	1	0	0	2	0
Black	98	98	0	0	0	0	0
Native American	63	63	0	0	0	0	0
Hispanic	20	20	0	0	0	0	0
Asian	11	11	0	0	0	0	0
Presenting Problem/Diagnosis							
Alcohol Abuse	32	32	0	0	0	0	0
Developmental Disorder	62	62	0	0	0	0	0
Mood Disorder	515	515	1	0	0	1	0
Non Alcohol/Drug Related Organic	22	22	0	0	0	0	0
Other Non-Psychotic	83	83	0	0	0	0	0
Other Psychotic	196	196	0	0	0	0	0
Personality Disorder	2	2	0	0	0	0	0
Schizophrenia	352	352	0	0	0	1	0
Social Conditions	11	11	0	0	0	0	0
Substance Related	29	29	0	0	0	0	0
County of Residence							
Atoka	1	1	0	0	0	0	0
Canadian	3	3	0	0	0	0	0
Cimarron	1	1	0	0	0	0	0
Cleveland	1,178	1,178	0	0	0	2	0
Comanche	1	1	0	0	0	0	0
Creek	2	2	0	0	0	0	0
Garvin	2	2	0	0	0	0	0
Grady	1	1	0	0	0	0	0
Mayes	1	1	0	0	0	0	0
McClain	67	67	1	0	0	0	0
Oklahoma	33	33	0	0	0	0	0
Pottawatomie	7	7	0	0	0	0	0
Seminole	1	1	0	0	0	0	0
Wagoner	1	1	0	0	0	0	0
Out of State/Unknown	5	5	0	0	0	0	0

Notes: The same client may be counted in more than one category, e.g., clients can receive services under more than one contract source, in more than one "County of Residence," or may have multiple "Other Indicators." Please see Definition page for other considerations.

Oklahoma Department of Mental Health and Substance Abuse Services
 Counts of Admitted Clients Served by Funding Source for Each Agency During FY1995
CENTRAL OKLAHOMA CMHC

	Funding Source						
	Total	Mental Health	Substance Abuse	Domestic Violence	Residential Care	Medicaid	Other
Other Indicators							
Deaf and Hearing Impaired	12	12	0	0	0	0	0
Dual Diagnosis	325	325	0	0	0	1	0
Homeless	63	63	0	0	0	0	0
SED (6-17)	75	75	0	0	0	0	0
SMI (If ever)	966	966	1	0	0	2	0

Notes: The same client may be counted in more than one category, e.g., clients can receive services under more than one contract source, in more than one "County of Residence," or may have multiple "Other Indicators." Please see Definition page for other considerations.

Oklahoma Department of Mental Health and Substance Abuse Services

Counts of Admitted Clients Served by Funding Source for Each Agency During FY1995

CHISHOLM TRAIL COUNSELING SVC

	Total	Funding Source					
		Mental Health	Substance Abuse	Domestic Violence	Residential Care	Medicaid	Other
Total							
Unduplicated Count	1,766	1,435	707	0	0	0	0
Sex							
Female	1,011	817	433	0	0	0	0
Male	755	618	274	0	0	0	0
Age							
0-04	34	34	0	0	0	0	0
05-17	476	475	27	0	0	0	0
18-20	51	50	8	0	0	0	0
21-24	91	76	36	0	0	0	0
25-34	379	302	157	0	0	0	0
35-44	359	261	210	0	0	0	0
45-54	218	144	147	0	0	0	0
55-64	96	54	76	0	0	0	0
65-74	40	23	33	0	0	0	0
75-84	17	14	9	0	0	0	0
85+	5	2	4	0	0	0	0
Race							
White	1,523	1,239	619	0	0	0	0
Black	93	63	45	0	0	0	0
Native American	76	66	20	0	0	0	0
Hispanic	69	64	20	0	0	0	0
Asian	5	3	3	0	0	0	0
Presenting Problem/Diagnosis							
Alcohol Abuse	18	16	4	0	0	0	0
Developmental Disorder	176	167	24	0	0	0	0
Mood Disorder	767	616	341	0	0	0	0
Non Alcohol/Drug Related Organic	12	8	11	0	0	0	0
Other Non-Psychotic	425	382	101	0	0	0	0
Other Psychotic	61	47	50	0	0	0	0
Personality Disorder	17	13	7	0	0	0	0
Schizophrenia	160	64	152	0	0	0	0
Social Conditions	108	103	11	0	0	0	0
Substance Related	19	16	4	0	0	0	0
Deferred/No Diagnosis	3	3	2	0	0	0	0
County of Residence							
Blaine	2	2	0	0	0	0	0
Bryan	2	2	2	0	0	0	0
Caddo	29	22	9	0	0	0	0
Canadian	973	770	423	0	0	0	0
Carter	1	1	0	0	0	0	0
Cimarron	1	1	0	0	0	0	0
Cleveland	48	46	2	0	0	0	0
Comanche	2	2	0	0	0	0	0
Grady	679	562	266	0	0	0	0
Grant	1	1	0	0	0	0	0
Greer	1	1	0	0	0	0	0
Kay	1	1	1	0	0	0	0
Kingfisher	1	1	1	0	0	0	0
McClain	15	15	0	0	0	0	0

Notes: The same client may be counted in more than one category, e.g., clients can receive services under more than one contract source, in more than one "County of Residence," or may have multiple "Other Indicators." Please see Definition page for other considerations.

Oklahoma Department of Mental Health and Substance Abuse Services
Counts of Admitted Clients Served by Funding Source for Each Agency During FY1995
CHISHOLM TRAIL COUNSELING SVC

	Funding Source						
	Total	Mental Health	Substance Abuse	Domestic Violence	Residential Care	Medicaid	Other
Oklahoma	5	4	1	0	0	0	0
Stephens	3	3	1	0	0	0	0
Out of State/Unknown	2	1	1	0	0	0	0
Other Indicators							
Deaf and Hearing Impaired	12	9	4	0	0	0	0
Dual Diagnosis	155	115	85	0	0	0	0
Homeless	23	21	11	0	0	0	0
SED (6-17)	232	231	23	0	0	0	0
SMI (If ever)	806	483	618	0	0	0	0

Notes: The same client may be counted in more than one category, e.g., clients can receive services under more than one contract source, in more than one "County of Residence," or may have multiple "Other Indicators." Please see Definition page for other considerations.

Oklahoma Department of Mental Health and Substance Abuse Services

Counts of Admitted Clients Served by Funding Source for Each Agency During FY1995

COMMUNITY ALCOHOLISM SERVICES

	Total	Funding Source					
		Mental Health	Substance Abuse	Domestic Violence	Residential Care	Medicaid	Other
Total							
Unduplicated Count	158	0	158	0	0	0	0
Sex							
Female	44	0	44	0	0	0	0
Male	114	0	114	0	0	0	0
Age							
05-17	1	0	1	0	0	0	0
18-20	8	0	8	0	0	0	0
21-24	15	0	15	0	0	0	0
25-34	44	0	44	0	0	0	0
35-44	45	0	45	0	0	0	0
45-54	26	0	26	0	0	0	0
55-64	17	0	17	0	0	0	0
65-74	2	0	2	0	0	0	0
Race							
White	102	0	102	0	0	0	0
Black	1	0	1	0	0	0	0
Native American	53	0	53	0	0	0	0
Hispanic	1	0	1	0	0	0	0
Asian	1	0	1	0	0	0	0
Presenting Problem/Diagnosis							
Alcohol Abuse	141	0	141	0	0	0	0
Mood Disorder	4	0	4	0	0	0	0
Other Psychotic	1	0	1	0	0	0	0
Social Conditions	2	0	2	0	0	0	0
Substance Related	10	0	10	0	0	0	0
County of Residence							
Cleveland	1	0	1	0	0	0	0
Creek	58	0	58	0	0	0	0
Noble	49	0	49	0	0	0	0
Nowata	1	0	1	0	0	0	0
Osage	3	0	3	0	0	0	0
Pawnee	45	0	45	0	0	0	0
Tulsa	1	0	1	0	0	0	0
Other Indicators							
Dual Diagnosis	2	0	2	0	0	0	0
Homeless	31	0	31	0	0	0	0
SMI (If ever)	7	0	7	0	0	0	0

Notes: The same client may be counted in more than one category, e.g., clients can receive services under more than one contract source, in more than one "County of Residence," or may have multiple "Other Indicators." Please see Definition page for other considerations.

Oklahoma Department of Mental Health and Substance Abuse Services

Counts of Admitted Clients Served by Funding Source for Each Agency During FY1995

COMMUNITY COUNSELING CENTER

	Total	Funding Source					Medicaid	Other
		Mental Health	Substance Abuse	Domestic Violence	Residential Care			
Total								
Unduplicated Count	3,183	1,158	1,453	0	0	2	1,231	
Sex								
Female	1,675	579	745	0	0	1	760	
Male	1,508	579	708	0	0	1	471	
Age								
0-04	142	114	3	0	0	0	45	
05-17	727	647	9	0	0	0	216	
18-20	60	32	15	0	0	0	30	
21-24	153	41	57	0	0	0	74	
25-34	532	149	270	0	0	1	228	
35-44	666	117	421	0	0	1	243	
45-54	376	47	273	0	0	0	113	
55-64	232	10	185	0	0	0	95	
65-74	171	1	136	0	0	0	99	
75-84	92	0	65	0	0	0	62	
85+	32	0	19	0	0	0	26	
Race								
White	2,463	833	1,140	0	0	2	999	
Black	441	197	193	0	0	0	145	
Native American	125	53	63	0	0	0	40	
Hispanic	125	65	44	0	0	0	39	
Asian	29	10	13	0	0	0	8	
Presenting Problem/Diagnosis								
Alcohol Abuse	70	8	60	0	0	0	23	
Developmental Disorder	288	247	14	0	0	0	80	
Mood Disorder	1,044	300	535	0	0	0	448	
Non Alcohol/Drug Related Organic	80	2	70	0	0	0	24	
Other Non-Psychotic	619	241	80	0	0	1	419	
Other Psychotic	251	56	231	0	0	0	25	
Personality Disorder	24	1	15	0	0	0	13	
Schizophrenia	417	38	411	0	0	1	29	
Social Conditions	348	246	19	0	0	0	151	
Substance Related	31	13	16	0	0	0	13	
Deferred/No Diagnosis	11	6	2	0	0	0	6	
County of Residence								
Adair	1	0	1	0	0	0	0	
Bryan	1	0	1	0	0	0	0	
Caddo	1	0	0	0	0	0	1	
Canadian	4	1	0	0	0	0	4	
Cherokee	1	0	0	0	0	0	1	
Cleveland	4	1	2	0	0	0	2	
Garvin	1	0	0	0	0	0	1	
Hughes	1	0	1	0	0	0	0	
Muskogee	1	0	0	0	0	0	1	
Oklahoma	3,163	1,154	1,447	0	0	2	1,219	
Osage	1	0	0	0	0	0	1	
Pottawatomie	2	2	0	0	0	0	0	
Roger Mills	1	0	0	0	0	0	1	
Rogers	1	0	1	0	0	0	0	

Notes: The same client may be counted in more than one category, e.g., clients can receive services under more than one contract source, in more than one "County of Residence," or may have multiple "Other Indicators." Please see Definition page for other considerations.

Oklahoma Department of Mental Health and Substance Abuse Services
Counts of Admitted Clients Served by Funding Source for Each Agency During FY1995
COMMUNITY COUNSELING CENTER

	Funding Source					
	Total	Mental Health	Substance Abuse	Domestic Violence	Residential Care	Medicaid Other
Other Indicators						
Deaf and Hearing Impaired	26	1	14	0	0	0 14
Dual Diagnosis	461	81	387	0	0	0 90
Homeless	185	105	147	0	0	0 21
SED (6-17)	339	322	4	0	0	0 72
SMI (If ever)	1,642	252	1,366	0	0	2 385

Notes: The same client may be counted in more than one category, e.g., clients can receive services under more than one contract source, in more than one "County of Residence," or may have multiple "Other Indicators." Please see Definition page for other considerations.

Oklahoma Department of Mental Health and Substance Abuse Services

Counts of Admitted Clients Served by Funding Source for Each Agency During FY1995

COMMUNITY CRISIS CTR, INC.

		Funding Source						
		Total	Mental Health	Substance Abuse	Domestic Violence	Residential Care	Medicaid	Other
Total	Unduplicated Count	232	0	0	232	0	0	0
Sex	Female	172	0	0	172	0	0	0
	Male	60	0	0	60	0	0	0
Age	0-04	57	0	0	57	0	0	0
	05-17	79	0	0	79	0	0	0
	18-20	8	0	0	8	0	0	0
	21-24	14	0	0	14	0	0	0
	25-34	48	0	0	48	0	0	0
	35-44	19	0	0	19	0	0	0
	45-54	4	0	0	4	0	0	0
	55-64	2	0	0	2	0	0	0
	75-84	1	0	0	1	0	0	0
Race	White	153	0	0	153	0	0	0
	Black	3	0	0	3	0	0	0
	Native American	73	0	0	73	0	0	0
	Hispanic	3	0	0	3	0	0	0
Presenting Problem/Diagnosis	Developmental Disorder	59	0	0	59	0	0	0
	Mood Disorder	1	0	0	1	0	0	0
	Social Conditions	128	0	0	128	0	0	0
	Deferred/No Diagnosis	44	0	0	44	0	0	0
County of Residence	Choctaw	1	0	0	1	0	0	0
	Craig	25	0	0	25	0	0	0
	Delaware	28	0	0	28	0	0	0
	Oklahoma	2	0	0	2	0	0	0
	Ottawa	117	0	0	117	0	0	0
	Pawnee	1	0	0	1	0	0	0
	Payne	1	0	0	1	0	0	0
	Rogers	5	0	0	5	0	0	0
	Sequoyah	1	0	0	1	0	0	0
	Tulsa	6	0	0	6	0	0	0
	Washington	4	0	0	4	0	0	0
	Out of State/Unknown	41	0	0	41	0	0	0
Other Indicators	Homeless	165	0	0	165	0	0	0
	SED (6-17)	2	0	0	2	0	0	0
	SMI (If ever)	18	0	0	18	0	0	0

Notes: The same client may be counted in more than one category, e.g., clients can receive services under more than one contract source, in more than one "County of Residence," or may have multiple "Other Indicators." Please see Definition page for other considerations.

Oklahoma Department of Mental Health and Substance Abuse Services
Counts of Admitted Clients Served by Funding Source for Each Agency During FY1995
CONNECTIONS RESIDENTIAL CARE

	Total	Funding Source					
		Mental Health	Substance Abuse	Domestic Violence	Residential Care	Medicaid	Other
Total							
Unduplicated Count	115	0	0	0	115	0	0
Sex							
Female	42	0	0	0	42	0	0
Male	73	0	0	0	73	0	0
Age							
18-20	5	0	0	0	5	0	0
21-24	7	0	0	0	7	0	0
25-34	32	0	0	0	32	0	0
35-44	33	0	0	0	33	0	0
45-54	20	0	0	0	20	0	0
55-64	10	0	0	0	10	0	0
65-74	7	0	0	0	7	0	0
75-84	1	0	0	0	1	0	0
Race							
White	91	0	0	0	91	0	0
Black	16	0	0	0	16	0	0
Native American	6	0	0	0	6	0	0
Hispanic	1	0	0	0	1	0	0
Asian	1	0	0	0	1	0	0
Presenting Problem/Diagnosis							
Developmental Disorder	5	0	0	0	5	0	0
Mood Disorder	89	0	0	0	89	0	0
Other Psychotic	8	0	0	0	8	0	0
Social Conditions	5	0	0	0	5	0	0
Deferred/No Diagnosis	8	0	0	0	8	0	0
County of Residence							
Cleveland	115	0	0	0	115	0	0
Other Indicators							
Homeless	6	0	0	0	6	0	0
SMI (If ever)	115	0	0	0	115	0	0

Notes: The same client may be counted in more than one category, e.g., clients can receive services under more than one contract source, in more than one "County of Residence," or may have multiple "Other Indicators." Please see Definition page for other considerations.

Oklahoma Department of Mental Health and Substance Abuse Services
Counts of Admitted Clients Served by Funding Source for Each Agency During FY1995
COPP'S RESIDENTIAL CARE, INC.

	Total	Funding Source					
		Mental Health	Substance Abuse	Domestic Violence	Residential Care	Medicaid	Other
Total							
Unduplicated Count	54	0	0	0	54	0	0
Sex							
Female	18	0	0	0	18	0	0
Male	36	0	0	0	36	0	0
Age							
05-17	1	0	0	0	1	0	0
18-20	1	0	0	0	1	0	0
21-24	2	0	0	0	2	0	0
25-34	9	0	0	0	9	0	0
35-44	13	0	0	0	13	0	0
45-54	11	0	0	0	11	0	0
55-64	12	0	0	0	12	0	0
65-74	4	0	0	0	4	0	0
75-84	1	0	0	0	1	0	0
Race							
White	40	0	0	0	40	0	0
Black	11	0	0	0	11	0	0
Native American	2	0	0	0	2	0	0
Asian	1	0	0	0	1	0	0
Presenting Problem/Diagnosis							
Developmental Disorder	32	0	0	0	32	0	0
Mood Disorder	2	0	0	0	2	0	0
Other Psychotic	3	0	0	0	3	0	0
Social Conditions	17	0	0	0	17	0	0
County of Residence							
Blaine	1	0	0	0	1	0	0
Rogers	52	0	0	0	52	0	0
Tulsa	1	0	0	0	1	0	0
Other Indicators							
Homeless	2	0	0	0	2	0	0
SMI (If ever)	54	0	0	0	54	0	0

Notes: The same client may be counted in more than one category, e.g., clients can receive services under more than one contract source, in more than one "County of Residence," or may have multiple "Other Indicators." Please see Definition page for other considerations.

Oklahoma Department of Mental Health and Substance Abuse Services

Counts of Admitted Clients Served by Funding Source for Each Agency During FY1995

COUNTRY LANE RESID. CARE HOME

	Total	Funding Source					
		Mental Health	Substance Abuse	Domestic Violence	Residential Care	Medicaid	Other
Total							
Unduplicated Count	83	0	0	0	83	0	0
Sex							
Female	19	0	0	0	19	0	0
Male	64	0	0	0	64	0	0
Age							
18-20	1	0	0	0	1	0	0
21-24	4	0	0	0	4	0	0
25-34	13	0	0	0	13	0	0
35-44	26	0	0	0	26	0	0
45-54	17	0	0	0	17	0	0
55-64	11	0	0	0	11	0	0
65-74	10	0	0	0	10	0	0
75-84	1	0	0	0	1	0	0
Race							
White	55	0	0	0	55	0	0
Black	14	0	0	0	14	0	0
Native American	13	0	0	0	13	0	0
Hispanic	1	0	0	0	1	0	0
Presenting Problem/Diagnosis							
Alcohol Abuse	1	0	0	0	1	0	0
Developmental Disorder	11	0	0	0	11	0	0
Mood Disorder	14	0	0	0	14	0	0
Other Psychotic	23	0	0	0	23	0	0
Social Conditions	26	0	0	0	26	0	0
Substance Related	1	0	0	0	1	0	0
Deferred/No Diagnosis	7	0	0	0	7	0	0
County of Residence							
Carter	1	0	0	0	1	0	0
Craig	56	0	0	0	56	0	0
Delaware	2	0	0	0	2	0	0
Kay	1	0	0	0	1	0	0
Mayes	2	0	0	0	2	0	0
McCurtain	7	0	0	0	7	0	0
McIntosh	2	0	0	0	2	0	0
Oklahoma	1	0	0	0	1	0	0
Osage	1	0	0	0	1	0	0
Ottawa	1	0	0	0	1	0	0
Rogers	3	0	0	0	3	0	0
Tulsa	1	0	0	0	1	0	0
Wagoner	3	0	0	0	3	0	0
Out of State/Unknown	2	0	0	0	2	0	0
Other Indicators							
Deaf and Hearing Impaired	1	0	0	0	1	0	0
Dual Diagnosis	2	0	0	0	2	0	0
Homeless	40	0	0	0	40	0	0
SMI (If ever)	83	0	0	0	83	0	0

Notes: The same client may be counted in more than one category, e.g., clients can receive services under more than one contract source, in more than one "County of Residence," or may have multiple "Other Indicators." Please see Definition page for other considerations.

Oklahoma Department of Mental Health and Substance Abuse Services

Counts of Admitted Clients Served by Funding Source for Each Agency During FY1995

CROOKS MENTAL HEALTH SERVICES

	Total	Funding Source					
		Mental Health	Substance Abuse	Domestic Violence	Residential Care	Medicaid	Other
Total							
Unduplicated Count	1,186	717	859	0	0	0	0
Sex							
Female	657	402	482	0	0	0	0
Male	529	315	377	0	0	0	0
Age							
0-04	2	2	0	0	0	0	0
05-17	219	219	11	0	0	0	0
18-20	24	19	16	0	0	0	0
21-24	46	33	35	0	0	0	0
25-34	219	136	183	0	0	0	0
35-44	272	152	235	0	0	0	0
45-54	181	92	166	0	0	0	0
55-64	122	45	116	0	0	0	0
65-74	67	15	64	0	0	0	0
75-84	23	3	23	0	0	0	0
85+	11	1	10	0	0	0	0
Race							
White	921	567	657	0	0	0	0
Black	162	89	127	0	0	0	0
Native American	75	43	55	0	0	0	0
Hispanic	22	15	16	0	0	0	0
Asian	6	3	4	0	0	0	0
Presenting Problem/Diagnosis							
Alcohol Abuse	9	6	7	0	0	0	0
Developmental Disorder	117	109	16	0	0	0	0
Mood Disorder	503	327	362	0	0	0	0
Non Alcohol/Drug Related Organic	30	10	27	0	0	0	0
Other Non-Psychotic	133	103	68	0	0	0	0
Other Psychotic	86	40	81	0	0	0	0
Personality Disorder	27	12	26	0	0	0	0
Schizophrenia	262	99	260	0	0	0	0
Social Conditions	6	4	2	0	0	0	0
Substance Related	13	7	10	0	0	0	0
County of Residence							
Cotton	1	0	1	0	0	0	0
Creek	525	320	414	0	0	0	0
Okfuskee	199	111	165	0	0	0	0
Oklahoma	1	0	1	0	0	0	0
Okmulgee	459	286	277	0	0	0	0
Tulsa	1	0	1	0	0	0	0
Other Indicators							
Deaf and Hearing Impaired	11	8	9	0	0	0	0
Dual Diagnosis	159	106	121	0	0	0	0
Homeless	24	12	21	0	0	0	0
SED (6-17)	98	98	9	0	0	0	0
SMI (If ever)	844	382	799	0	0	0	0

Notes: The same client may be counted in more than one category, e.g., clients can receive services under more than one contract source, in more than one "County of Residence," or may have multiple "Other Indicators." Please see Definition page for other considerations.

Oklahoma Department of Mental Health and Substance Abuse Services

Counts of Admitted Clients Served by Funding Source for Each Agency During FY1995

CRISIS CONTROL CENTER

	Total	Funding Source					
		Mental Health	Substance Abuse	Domestic Violence	Residential Care	Medicaid	Other
Total							
Unduplicated Count	277	0	0	277	0	0	0
Sex							
Female	214	0	0	214	0	0	0
Male	63	0	0	63	0	0	0
Age							
0-04	51	0	0	51	0	0	0
05-17	79	0	0	79	0	0	0
18-20	16	0	0	16	0	0	0
21-24	20	0	0	20	0	0	0
25-34	53	0	0	53	0	0	0
35-44	37	0	0	37	0	0	0
45-54	18	0	0	18	0	0	0
55-64	2	0	0	2	0	0	0
65-74	1	0	0	1	0	0	0
Race							
White	198	0	0	198	0	0	0
Black	19	0	0	19	0	0	0
Native American	38	0	0	38	0	0	0
Hispanic	13	0	0	13	0	0	0
Asian	9	0	0	9	0	0	0
Presenting Problem/Diagnosis							
Social Conditions	267	0	0	267	0	0	0
Deferred/No Diagnosis	10	0	0	10	0	0	0
County of Residence							
Atoka	7	0	0	7	0	0	0
Bryan	144	0	0	144	0	0	0
Carter	24	0	0	24	0	0	0
Choctaw	7	0	0	7	0	0	0
Coal	7	0	0	7	0	0	0
Grady	3	0	0	3	0	0	0
Johnston	5	0	0	5	0	0	0
Marshall	9	0	0	9	0	0	0
McCurtain	13	0	0	13	0	0	0
Noble	2	0	0	2	0	0	0
Oklahoma	6	0	0	6	0	0	0
Pittsburgh	5	0	0	5	0	0	0
Pontotoc	7	0	0	7	0	0	0
Pottawatomie	1	0	0	1	0	0	0
Washington	1	0	0	1	0	0	0
Out of State/Unknown	36	0	0	36	0	0	0
Other Indicators							
Homeless	41	0	0	41	0	0	0
SMI (If ever)	22	0	0	22	0	0	0

Notes: The same client may be counted in more than one category, e.g., clients can receive services under more than one contract source, in more than one "County of Residence," or may have multiple "Other Indicators." Please see Definition page for other considerations.

Oklahoma Department of Mental Health and Substance Abuse Services

Counts of Admitted Clients Served by Funding Source for Each Agency During FY1995

CROSSROADS COUNSELING

	Total	Funding Source					Other
		Mental Health	Substance Abuse	Domestic Violence	Residential Care	Medicaid	
Total							
Unduplicated Count	314	188	159	0	0	0	212
Sex							
Female	203	128	104	0	0	0	136
Male	111	60	55	0	0	0	76
Age							
0-04	25	13	25	0	0	0	10
05-17	119	72	63	0	0	0	78
18-20	11	5	1	0	0	0	9
21-24	21	12	14	0	0	0	14
25-34	68	50	32	0	0	0	50
35-44	53	25	20	0	0	0	40
45-54	13	8	4	0	0	0	9
55-64	3	2	0	0	0	0	2
65-74	1	1	0	0	0	0	0
Race							
White	231	127	84	0	0	0	177
Black	46	36	44	0	0	0	16
Native American	22	17	20	0	0	0	12
Hispanic	15	8	11	0	0	0	7
Presenting Problem/Diagnosis							
Alcohol Abuse	18	14	9	0	0	0	11
Developmental Disorder	26	14	6	0	0	0	23
Mood Disorder	59	26	20	0	0	0	45
Non Alcohol/Drug Related Organic	1	0	0	0	0	0	1
Other Non-Psychotic	16	11	2	0	0	0	11
Other Psychotic	12	5	2	0	0	0	12
Personality Disorder	1	1	0	0	0	0	1
Social Conditions	129	83	87	0	0	0	68
Substance Related	32	25	26	0	0	0	20
Deferred/No Diagnosis	20	9	7	0	0	0	20
County of Residence							
Alfalfa	1	1	1	0	0	0	1
Canadian	4	3	4	0	0	0	2
Carter	2	2	2	0	0	0	0
Comanche	1	1	1	0	0	0	1
Garfield	242	138	102	0	0	0	175
Grant	3	2	1	0	0	0	3
Jackson	1	1	1	0	0	0	1
Kingfisher	12	4	2	0	0	0	11
Logan	16	12	16	0	0	0	11
Major	1	1	0	0	0	0	0
Muskogee	4	3	4	0	0	0	1
Noble	1	0	0	0	0	0	1
Oklahoma	11	7	11	0	0	0	3
Pushmataha	1	1	1	0	0	0	0
Tulsa	7	6	7	0	0	0	0
Wagoner	1	1	1	0	0	0	0
Out of State/Unknown	6	5	5	0	0	0	2

Other Indicators

Notes: The same client may be counted in more than one category, e.g., clients can receive services under more than one contract source, in more than one "County of Residence," or may have multiple "Other Indicators." Please see Definition page for other considerations.

Oklahoma Department of Mental Health and Substance Abuse Services
Counts of Admitted Clients Served by Funding Source for Each Agency During FY1995
CROSSROADS COUNSELING

	Funding Source						
	Total	Mental Health	Substance Abuse	Domestic Violence	Residential Care	Medicaid Other	
Dual Diagnosis	21	13	11	0	0	0	20
Homeless	49	40	49	0	0	0	10
SED (6-17)	11	3	0	0	0	0	10
SMI (If ever)	61	35	27	0	0	0	47

Notes: The same client may be counted in more than one category, e.g., clients can receive services under more than one contract source, in more than one "County of Residence," or may have multiple "Other Indicators." Please see Definition page for other considerations.

Oklahoma Department of Mental Health and Substance Abuse Services
Counts of Admitted Clients Served by Funding Source for Each Agency During FY1995
D.V. PROG. OF N. CENTRAL OK.

	Total	Funding Source					
		Mental Health	Substance Abuse	Domestic Violence	Residential Care	Medicaid	Other
Total							
Unduplicated Count	159	0	0	159	0	0	2
Sex							
Female	127	0	0	127	0	0	2
Male	32	0	0	32	0	0	0
Age							
0-04	27	0	0	27	0	0	0
05-17	44	0	0	44	0	0	0
18-20	6	0	0	6	0	0	0
21-24	10	0	0	10	0	0	0
25-34	39	0	0	39	0	0	0
35-44	23	0	0	23	0	0	2
45-54	8	0	0	8	0	0	0
55-64	1	0	0	1	0	0	0
65-74	1	0	0	1	0	0	0
Race							
White	124	0	0	124	0	0	1
Black	9	0	0	9	0	0	1
Native American	20	0	0	20	0	0	0
Hispanic	5	0	0	5	0	0	0
Asian	1	0	0	1	0	0	0
Presenting Problem/Diagnosis							
Social Conditions	154	0	0	154	0	0	2
Deferred/No Diagnosis	5	0	0	5	0	0	0
County of Residence							
Kay	125	0	0	125	0	0	2
Noble	3	0	0	3	0	0	0
Oklahoma	3	0	0	3	0	0	0
Osage	7	0	0	7	0	0	0
Pawnee	6	0	0	6	0	0	0
Payne	3	0	0	3	0	0	0
Out of State/Unknown	12	0	0	12	0	0	0
Other Indicators							
Homeless	35	0	0	35	0	0	0
SMI (If ever)	12	0	0	12	0	0	0

Notes: The same client may be counted in more than one category, e.g., clients can receive services under more than one contract source, in more than one "County of Residence," or may have multiple "Other Indicators." Please see Definition page for other considerations.

Oklahoma Department of Mental Health and Substance Abuse Services
Counts of Admitted Clients Served by Funding Source for Each Agency During FY1995
DIVORCE VISITATION ARBITRATION

	Total	Funding Source					
		Mental Health	Substance Abuse	Domestic Violence	Residential Care	Medicaid	Other
Total							
Unduplicated Count	64	0	0	64	0	0	0
Sex							
Female	34	0	0	34	0	0	0
Male	30	0	0	30	0	0	0
Age							
0-04	1	0	0	1	0	0	0
18-20	1	0	0	1	0	0	0
21-24	6	0	0	6	0	0	0
25-34	32	0	0	32	0	0	0
35-44	21	0	0	21	0	0	0
45-54	3	0	0	3	0	0	0
Race							
White	61	0	0	61	0	0	0
Black	1	0	0	1	0	0	0
Native American	1	0	0	1	0	0	0
Asian	1	0	0	1	0	0	0
Presenting Problem/Diagnosis							
Alcohol Abuse	2	0	0	2	0	0	0
Developmental Disorder	4	0	0	4	0	0	0
Social Conditions	58	0	0	58	0	0	0
County of Residence							
Creek	2	0	0	2	0	0	0
Garfield	1	0	0	1	0	0	0
Kay	2	0	0	2	0	0	0
Noble	5	0	0	5	0	0	0
Oklahoma	1	0	0	1	0	0	0
Osage	1	0	0	1	0	0	0
Payne	50	0	0	50	0	0	0
Tulsa	1	0	0	1	0	0	0
Washington	1	0	0	1	0	0	0
Other Indicators							
SMI (If ever)	8	0	0	8	0	0	0

Notes: The same client may be counted in more than one category, e.g., clients can receive services under more than one contract source, in more than one "County of Residence," or may have multiple "Other Indicators." Please see Definition page for other considerations.

Oklahoma Department of Mental Health and Substance Abuse Services
Counts of Admitted Clients Served by Funding Source for Each Agency During FY1995
DOMESTIC ABUSE SAFE HOUSE-DASH

		Funding Source						
		Total	Mental Health	Substance Abuse	Domestic Violence	Residential Care	Medicaid	Other
Total	Unduplicated Count	100	1	0	100	0	0	0
Sex	Female	90	1	0	90	0	0	0
	Male	10	0	0	10	0	0	0
Age	0-04	6	0	0	6	0	0	0
	05-17	16	0	0	16	0	0	0
	18-20	13	0	0	13	0	0	0
	21-24	9	0	0	9	0	0	0
	25-34	34	1	0	34	0	0	0
	35-44	14	0	0	14	0	0	0
	45-54	6	0	0	6	0	0	0
	55-64	2	0	0	2	0	0	0
Race	White	64	1	0	64	0	0	0
	Black	1	0	0	1	0	0	0
	Native American	34	0	0	34	0	0	0
	Asian	1	0	0	1	0	0	0
Presenting Problem/Diagnosis	Developmental Disorder	6	0	0	6	0	0	0
	Mood Disorder	2	0	0	2	0	0	0
	Social Conditions	69	1	0	69	0	0	0
	Deferred/No Diagnosis	23	0	0	23	0	0	0
County of Residence	Craig	2	0	0	2	0	0	0
	Delaware	1	0	0	1	0	0	0
	Logan	1	0	0	1	0	0	0
	Mayes	91	1	0	91	0	0	0
	Rogers	1	0	0	1	0	0	0
	Texas	1	0	0	1	0	0	0
	Tulsa	1	0	0	1	0	0	0
	Washington	1	0	0	1	0	0	0
	Out of State/Unknown	1	0	0	1	0	0	0
Other Indicators	Homeless	29	0	0	29	0	0	0
	SMI (If ever)	14	0	0	14	0	0	0

Notes: The same client may be counted in more than one category, e.g., clients can receive services under more than one contract source, in more than one "County of Residence," or may have multiple "Other Indicators." Please see Definition page for other considerations.

Oklahoma Department of Mental Health and Substance Abuse Services
Counts of Admitted Clients Served by Funding Source for Each Agency During FY1995
DOMESTIC VIOLENCE INTERVENTION SERVICES

	Total	Funding Source					
		Mental Health	Substance Abuse	Domestic Violence	Residential Care	Medicaid	Other
Total							
Unduplicated Count	1,546	0	347	1,323	0	0	33
Sex							
Female	995	0	149	955	0	0	1
Male	551	0	198	368	0	0	32
Age							
0-04	279	0	0	279	0	0	0
05-17	236	0	0	236	0	0	0
18-20	50	0	8	46	0	0	3
21-24	152	0	41	125	0	0	2
25-34	412	0	132	323	0	0	15
35-44	303	0	133	222	0	0	5
45-54	87	0	25	70	0	0	6
55-64	23	0	6	19	0	0	2
65-74	4	0	2	3	0	0	0
Race							
White	950	0	245	787	0	0	24
Black	397	0	54	365	0	0	6
Native American	123	0	32	106	0	0	1
Hispanic	74	0	15	64	0	0	1
Asian	2	0	1	1	0	0	1
Presenting Problem/Diagnosis							
Alcohol Abuse	73	0	73	11	0	0	1
Developmental Disorder	1	0	0	1	0	0	0
Social Conditions	1,384	0	199	1,285	0	0	30
Substance Related	78	0	75	16	0	0	2
Deferred/No Diagnosis	10	0	0	10	0	0	0
County of Residence							
Adair	2	0	0	2	0	0	0
Cherokee	4	0	0	4	0	0	0
Cleveland	2	0	0	2	0	0	0
Creek	66	0	13	57	0	0	0
Delaware	3	0	0	3	0	0	0
Kay	3	0	0	3	0	0	0
Lincoln	1	0	0	1	0	0	0
Mayes	13	0	2	11	0	0	0
McIntosh	1	0	0	1	0	0	0
Muskogee	4	0	1	3	0	0	1
Noble	2	0	0	2	0	0	0
Okfuskee	4	0	0	3	0	0	1
Oklahoma	4	0	0	4	0	0	0
Okmulgee	29	0	7	21	0	0	3
Osage	12	0	3	9	0	0	0
Pawnee	10	0	1	10	0	0	0
Payne	1	0	0	1	0	0	0
Rogers	20	0	12	15	0	0	0
Tulsa	1,295	0	304	1,104	0	0	28
Wagoner	24	0	2	22	0	0	0
Washington	2	0	0	2	0	0	0
Out of State/Unknown	44	0	2	43	0	0	0

Notes: The same client may be counted in more than one category, e.g., clients can receive services under more than one contract source, in more than one "County of Residence," or may have multiple "Other Indicators." Please see Definition page for other considerations.

Oklahoma Department of Mental Health and Substance Abuse Services
Counts of Admitted Clients Served by Funding Source for Each Agency During FY1995
DOMESTIC VIOLENCE INTERVENTION SERVICES

	Funding Source						
	Total	Mental Health	Substance Abuse	Domestic Violence	Residential Care	Medicaid Other	
Other Indicators							
Deaf and Hearing Impaired	5	0	1	3	0	0	1
Dual Diagnosis	145	0	144	27	0	0	1
Homeless	204	0	37	195	0	0	0
SMI (If ever)	144	0	48	123	0	0	4

Notes: The same client may be counted in more than one category, e.g., clients can receive services under more than one contract source, in more than one "County of Residence," or may have multiple "Other Indicators." Please see Definition page for other considerations.

Oklahoma Department of Mental Health and Substance Abuse Services

Counts of Admitted Clients Served by Funding Source for Each Agency During FY1995

DON MENTZER FACILITY

		Funding Source						
		Total	Mental Health	Substance Abuse	Domestic Violence	Residential Care	Medicaid	Other
Total	Unduplicated Count	34	0	0	0	34	0	0
Sex	Female	10	0	0	0	10	0	0
	Male	24	0	0	0	24	0	0
Age	21-24	1	0	0	0	1	0	0
	25-34	9	0	0	0	9	0	0
	35-44	10	0	0	0	10	0	0
	45-54	9	0	0	0	9	0	0
	55-64	3	0	0	0	3	0	0
	65-74	2	0	0	0	2	0	0
Race	White	25	0	0	0	25	0	0
	Black	2	0	0	0	2	0	0
	Native American	3	0	0	0	3	0	0
	Hispanic	4	0	0	0	4	0	0
Presenting Problem/Diagnosis	Developmental Disorder	1	0	0	0	1	0	0
	Mood Disorder	11	0	0	0	11	0	0
	Other Psychotic	15	0	0	0	15	0	0
	Schizophrenia	1	0	0	0	1	0	0
	Social Conditions	4	0	0	0	4	0	0
	Substance Related	2	0	0	0	2	0	0
County of Residence	Adair	1	0	0	0	1	0	0
	Cherokee	1	0	0	0	1	0	0
	Craig	7	0	0	0	7	0	0
	Sequoyah	24	0	0	0	24	0	0
	Out of State/Unknown	1	0	0	0	1	0	0
Other Indicators	Deaf and Hearing Impaired	1	0	0	0	1	0	0
	Dual Diagnosis	2	0	0	0	2	0	0
	Homeless	2	0	0	0	2	0	0
	SMI (If ever)	34	0	0	0	34	0	0

Notes: The same client may be counted in more than one category, e.g., clients can receive services under more than one contract source, in more than one "County of Residence," or may have multiple "Other Indicators." Please see Definition page for other considerations.

Oklahoma Department of Mental Health and Substance Abuse Services
Counts of Admitted Clients Served by Funding Source for Each Agency During FY1995
DOW RESIDENTIAL CARE HOME

		Funding Source						
		Total	Mental Health	Substance Abuse	Domestic Violence	Residential Care	Medicaid	Other
Total	Unduplicated Count	32	0	0	0	32	0	0
Sex	Female	18	0	0	0	18	0	0
	Male	14	0	0	0	14	0	0
Age	25-34	9	0	0	0	9	0	0
	35-44	6	0	0	0	6	0	0
	45-54	7	0	0	0	7	0	0
	55-64	5	0	0	0	5	0	0
	65-74	5	0	0	0	5	0	0
Race	White	25	0	0	0	25	0	0
	Black	1	0	0	0	1	0	0
	Native American	5	0	0	0	5	0	0
	Asian	1	0	0	0	1	0	0
Presenting Problem/Diagnosis	Mood Disorder	12	0	0	0	12	0	0
	Other Psychotic	9	0	0	0	9	0	0
	Social Conditions	10	0	0	0	10	0	0
	Deferred/No Diagnosis	1	0	0	0	1	0	0
County of Residence	Hughes	2	0	0	0	2	0	0
	Latimer	1	0	0	0	1	0	0
	Pittsburgh	29	0	0	0	29	0	0
Other Indicators	Deaf and Hearing Impaired	1	0	0	0	1	0	0
	SMI (If ever)	32	0	0	0	32	0	0

Notes: The same client may be counted in more than one category, e.g., clients can receive services under more than one contract source, in more than one "County of Residence," or may have multiple "Other Indicators." Please see Definition page for other considerations.

Oklahoma Department of Mental Health and Substance Abuse Services

Counts of Admitted Clients Served by Funding Source for Each Agency During FY1995

DRUG RECOVERY, INC.

	Total	Funding Source					Other
		Mental Health	Substance Abuse	Domestic Violence	Residential Care	Medicaid	
Total							
Unduplicated Count	757	0	724	0	0	0	108
Sex							
Female	203	0	199	0	0	0	19
Male	554	0	525	0	0	0	89
Age							
05-17	121	0	112	0	0	0	45
18-20	56	0	54	0	0	0	5
21-24	71	0	69	0	0	0	7
25-34	253	0	245	0	0	0	27
35-44	204	0	194	0	0	0	21
45-54	35	0	33	0	0	0	3
55-64	14	0	14	0	0	0	0
65-74	2	0	2	0	0	0	0
75-84	1	0	1	0	0	0	0
Race							
White	530	0	517	0	0	0	59
Black	131	0	116	0	0	0	29
Native American	76	0	71	0	0	0	17
Hispanic	16	0	16	0	0	0	3
Asian	4	0	4	0	0	0	0
Presenting Problem/Diagnosis							
Alcohol Abuse	88	0	88	0	0	0	4
Social Conditions	1	0	1	0	0	0	1
Substance Related	668	0	635	0	0	0	103
County of Residence							
Atoka	1	0	1	0	0	0	0
Beckham	1	0	1	0	0	0	1
Bryan	1	0	1	0	0	0	0
Caddo	9	0	9	0	0	0	2
Canadian	21	0	21	0	0	0	0
Carter	6	0	3	0	0	0	3
Cherokee	3	0	3	0	0	0	0
Choctaw	6	0	6	0	0	0	0
Cleveland	45	0	41	0	0	0	8
Comanche	19	0	19	0	0	0	3
Craig	2	0	2	0	0	0	1
Creek	5	0	5	0	0	0	0
Custer	6	0	6	0	0	0	3
Delaware	4	0	4	0	0	0	0
Garfield	7	0	6	0	0	0	4
Garvin	4	0	4	0	0	0	1
Grady	9	0	9	0	0	0	1
Grant	1	0	1	0	0	0	1
Hughes	2	0	2	0	0	0	0
Jackson	5	0	5	0	0	0	0
Jefferson	3	0	3	0	0	0	0
Kay	1	0	1	0	0	0	0
LeFlore	1	0	1	0	0	0	0
Lincoln	2	0	1	0	0	0	1

Notes: The same client may be counted in more than one category, e.g., clients can receive services under more than one contract source, in more than one "County of Residence," or may have multiple "Other Indicators." Please see Definition page for other considerations.

Oklahoma Department of Mental Health and Substance Abuse Services

Counts of Admitted Clients Served by Funding Source for Each Agency During FY1995

DRUG RECOVERY, INC.

	Funding Source						
	Total	Mental Health	Substance Abuse	Domestic Violence	Residential Care	Medicaid	Other
Logan	6	0	6	0	0	0	2
Love	1	0	1	0	0	0	0
Major	4	0	4	0	0	0	1
Marshall	1	0	1	0	0	0	0
Mayes	1	0	1	0	0	0	1
McClain	11	0	11	0	0	0	0
McCurtain	8	0	8	0	0	0	0
McIntosh	1	0	1	0	0	0	0
Muskogee	9	0	9	0	0	0	0
Oklahoma	417	0	403	0	0	0	42
Okmulgee	4	0	3	0	0	0	1
Osage	4	0	3	0	0	0	1
Ottawa	7	0	7	0	0	0	2
Payne	7	0	7	0	0	0	1
Pittsburgh	5	0	5	0	0	0	0
Pontotoc	5	0	5	0	0	0	0
Pottawatomie	4	0	4	0	0	0	0
Pushmataha	2	0	2	0	0	0	0
Roger Mills	1	0	1	0	0	0	1
Rogers	4	0	4	0	0	0	1
Seminole	4	0	4	0	0	0	1
Sequoyah	1	0	1	0	0	0	0
Stephens	9	0	9	0	0	0	1
Tulsa	43	0	37	0	0	0	19
Wagoner	5	0	5	0	0	0	0
Washington	4	0	3	0	0	0	1
Washita	1	0	1	0	0	0	0
Woodward	3	0	2	0	0	0	2
Out of State/Unknown	21	0	21	0	0	0	2
Other Indicators							
Deaf and Hearing Impaired	3	0	3	0	0	0	0
Homeless	48	0	48	0	0	0	2
SMI (If ever)	159	0	155	0	0	0	9

Notes: The same client may be counted in more than one category, e.g., clients can receive services under more than one contract source, in more than one "County of Residence," or may have multiple "Other Indicators." Please see Definition page for other considerations.

Oklahoma Department of Mental Health and Substance Abuse Services
Counts of Admitted Clients Served by Funding Source for Each Agency During FY1995
DUNCAN COMMUNITY RESIDENCE INC

	Total	Funding Source					
		Mental Health	Substance Abuse	Domestic Violence	Residential Care	Medicaid	Other
Total							
Unduplicated Count	30	0	0	0	30	0	0
Sex							
Female	13	0	0	0	13	0	0
Male	17	0	0	0	17	0	0
Age							
21-24	1	0	0	0	1	0	0
25-34	6	0	0	0	6	0	0
35-44	10	0	0	0	10	0	0
45-54	8	0	0	0	8	0	0
55-64	3	0	0	0	3	0	0
65-74	2	0	0	0	2	0	0
Race							
White	27	0	0	0	27	0	0
Black	3	0	0	0	3	0	0
Presenting Problem/Diagnosis							
Mood Disorder	6	0	0	0	6	0	0
Other Psychotic	12	0	0	0	12	0	0
Deferred/No Diagnosis	12	0	0	0	12	0	0
County of Residence							
Comanche	1	0	0	0	1	0	0
Stephens	29	0	0	0	29	0	0
Other Indicators							
Dual Diagnosis	1	0	0	0	1	0	0
Homeless	2	0	0	0	2	0	0
SMI (If ever)	29	0	0	0	29	0	0

Notes: The same client may be counted in more than one category, e.g., clients can receive services under more than one contract source, in more than one "County of Residence," or may have multiple "Other Indicators." Please see Definition page for other considerations.

Oklahoma Department of Mental Health and Substance Abuse Services
Counts of Admitted Clients Served by Funding Source for Each Agency During FY1995
DYCO PROPERTIES, INC.

		Funding Source						
		Total	Mental Health	Substance Abuse	Domestic Violence	Residential Care	Medicaid	Other
Total	Unduplicated Count	33	0	0	0	33	0	0
Sex	Female	12	0	0	0	12	0	0
	Male	21	0	0	0	21	0	0
Age	25-34	7	0	0	0	7	0	0
	35-44	12	0	0	0	12	0	0
	45-54	8	0	0	0	8	0	0
	55-64	3	0	0	0	3	0	0
	65-74	2	0	0	0	2	0	0
	75-84	1	0	0	0	1	0	0
Race	White	24	0	0	0	24	0	0
	Black	4	0	0	0	4	0	0
	Native American	5	0	0	0	5	0	0
Presenting Problem/Diagnosis	Developmental Disorder	33	0	0	0	33	0	0
County of Residence	McCurtain	1	0	0	0	1	0	0
	McIntosh	1	0	0	0	1	0	0
	Murray	1	0	0	0	1	0	0
	Okmulgee	30	0	0	0	30	0	0
Other Indicators	Homeless	2	0	0	0	2	0	0
	SMI (If ever)	33	0	0	0	33	0	0

Notes: The same client may be counted in more than one category, e.g., clients can receive services under more than one contract source, in more than one "County of Residence," or may have multiple "Other Indicators." Please see Definition page for other considerations.

Oklahoma Department of Mental Health and Substance Abuse Services

Counts of Admitted Clients Served by Funding Source for Each Agency During FY1995

EAGLE RIDGE INSTITUTE

	Total	Funding Source					Other
		Mental Health	Substance Abuse	Domestic Violence	Residential Care	Medicaid	
Total							
Unduplicated Count	601	0	587	0	0	0	64
Sex							
Female	288	0	286	0	0	0	25
Male	313	0	301	0	0	0	39
Age							
0-04	81	0	81	0	0	0	0
05-17	251	0	237	0	0	0	56
18-20	21	0	21	0	0	0	0
21-24	35	0	35	0	0	0	0
25-34	100	0	100	0	0	0	1
35-44	85	0	85	0	0	0	4
45-54	25	0	25	0	0	0	3
55-64	1	0	1	0	0	0	0
65-74	2	0	2	0	0	0	0
Race							
White	280	0	275	0	0	0	31
Black	187	0	181	0	0	0	16
Native American	83	0	81	0	0	0	8
Hispanic	46	0	45	0	0	0	7
Asian	5	0	5	0	0	0	2
Presenting Problem/Diagnosis							
Alcohol Abuse	90	0	87	0	0	0	4
Developmental Disorder	2	0	2	0	0	0	0
Mood Disorder	1	0	1	0	0	0	0
Social Conditions	169	0	169	0	0	0	12
Substance Related	274	0	263	0	0	0	48
Deferred/No Diagnosis	65	0	65	0	0	0	0
County of Residence							
Bryan	2	0	2	0	0	0	0
Caddo	3	0	3	0	0	0	0
Canadian	12	0	12	0	0	0	0
Cherokee	3	0	3	0	0	0	0
Cleveland	19	0	19	0	0	0	0
Comanche	8	0	8	0	0	0	0
Creek	2	0	2	0	0	0	0
Custer	5	0	5	0	0	0	0
Garvin	1	0	1	0	0	0	0
Grady	5	0	5	0	0	0	0
Greer	1	0	1	0	0	0	0
Harper	1	0	1	0	0	0	0
Jackson	3	0	3	0	0	0	0
Jefferson	1	0	1	0	0	0	1
Kay	3	0	3	0	0	0	0
Latimer	1	0	1	0	0	0	0
Lincoln	4	0	4	0	0	0	0
Logan	9	0	9	0	0	0	0
McCurtain	3	0	3	0	0	0	0
Muskogee	1	0	1	0	0	0	0
Oklahoma	471	0	457	0	0	0	60

Notes: The same client may be counted in more than one category, e.g., clients can receive services under more than one contract source, in more than one "County of Residence," or may have multiple "Other Indicators." Please see Definition page for other considerations.

Oklahoma Department of Mental Health and Substance Abuse Services
Counts of Admitted Clients Served by Funding Source for Each Agency During FY1995
EAGLE RIDGE INSTITUTE

	Funding Source						
	Total	Mental Health	Substance Abuse	Domestic Violence	Residential Care	Medicaid	Other
Osage	1	0	1	0	0	0	0
Payne	2	0	2	0	0	0	0
Pontotoc	3	0	3	0	0	0	0
Pottawatomie	4	0	4	0	0	0	0
Tulsa	6	0	6	0	0	0	2
Wagoner	2	0	2	0	0	0	0
Washington	4	0	4	0	0	0	1
Washita	1	0	1	0	0	0	0
Woodward	2	0	2	0	0	0	0
Out of State/Unknown	18	0	18	0	0	0	0
Other Indicators							
Dual Diagnosis	4	0	4	0	0	0	1
Homeless	41	0	41	0	0	0	1
SMI (If ever)	50	0	49	0	0	0	3

Notes: The same client may be counted in more than one category, e.g., clients can receive services under more than one contract source, in more than one "County of Residence," or may have multiple "Other Indicators." Please see Definition page for other considerations.

Oklahoma Department of Mental Health and Substance Abuse Services

Counts of Admitted Clients Served by Funding Source for Each Agency During FY1995

EASTERN STATE HOSPITAL

	Total	Funding Source					
		Mental Health	Substance Abuse	Domestic Violence	Residential Care	Medicaid	Other
Total							
Unduplicated Count	2,035	2,035	0	0	0	0	0
Sex							
Female	710	710	0	0	0	0	0
Male	1,325	1,325	0	0	0	0	0
Age							
0-04	1	1	0	0	0	0	0
05-17	3	3	0	0	0	0	0
18-20	108	108	0	0	0	0	0
21-24	183	183	0	0	0	0	0
25-34	634	634	0	0	0	0	0
35-44	656	656	0	0	0	0	0
45-54	277	277	0	0	0	0	0
55-64	118	118	0	0	0	0	0
65-74	41	41	0	0	0	0	0
75-84	13	13	0	0	0	0	0
85+	1	1	0	0	0	0	0
Race							
White	1,388	1,388	0	0	0	0	0
Black	370	370	0	0	0	0	0
Native American	232	232	0	0	0	0	0
Hispanic	34	34	0	0	0	0	0
Asian	11	11	0	0	0	0	0
Presenting Problem/Diagnosis							
Alcohol Abuse	96	96	0	0	0	0	0
Developmental Disorder	4	4	0	0	0	0	0
Mood Disorder	630	630	0	0	0	0	0
Non Alcohol/Drug Related Organic	41	41	0	0	0	0	0
Other Non-Psychotic	305	305	0	0	0	0	0
Other Psychotic	480	480	0	0	0	0	0
Schizophrenia	361	361	0	0	0	0	0
Social Conditions	12	12	0	0	0	0	0
Substance Related	106	106	0	0	0	0	0
County of Residence							
Adair	14	14	0	0	0	0	0
Atoka	5	5	0	0	0	0	0
Beckham	3	3	0	0	0	0	0
Bryan	3	3	0	0	0	0	0
Caddo	4	4	0	0	0	0	0
Canadian	3	3	0	0	0	0	0
Carter	12	12	0	0	0	0	0
Cherokee	20	20	0	0	0	0	0
Choctaw	2	2	0	0	0	0	0
Cleveland	13	13	0	0	0	0	0
Comanche	7	7	0	0	0	0	0
Craig	90	90	0	0	0	0	0
Creek	102	102	0	0	0	0	0
Custer	2	2	0	0	0	0	0
Delaware	44	44	0	0	0	0	0
Dewey	1	1	0	0	0	0	0

Notes: The same client may be counted in more than one category, e.g., clients can receive services under more than one contract source, in more than one "County of Residence," or may have multiple "Other Indicators." Please see Definition page for other considerations.

Oklahoma Department of Mental Health and Substance Abuse Services

Counts of Admitted Clients Served by Funding Source for Each Agency During FY1995

EASTERN STATE HOSPITAL

	Funding Source						
	Total	Mental Health	Substance Abuse	Domestic Violence	Residential Care	Medicaid	Other
Garfield	8	8	0	0	0	0	0
Grady	5	5	0	0	0	0	0
Grant	3	3	0	0	0	0	0
Greer	1	1	0	0	0	0	0
Haskell	1	1	0	0	0	0	0
Hughes	2	2	0	0	0	0	0
Jackson	8	8	0	0	0	0	0
Jefferson	1	1	0	0	0	0	0
Kay	55	55	0	0	0	0	0
Latimer	1	1	0	0	0	0	0
LeFlore	8	8	0	0	0	0	0
Lincoln	2	2	0	0	0	0	0
Logan	2	2	0	0	0	0	0
Love	1	1	0	0	0	0	0
Marshall	8	8	0	0	0	0	0
Mayes	56	56	0	0	0	0	0
McClain	4	4	0	0	0	0	0
McCurtain	7	7	0	0	0	0	0
McIntosh	25	25	0	0	0	0	0
Murray	1	1	0	0	0	0	0
Muskogee	175	175	0	0	0	0	0
Noble	7	7	0	0	0	0	0
Nowata	9	9	0	0	0	0	0
Okfuskee	5	5	0	0	0	0	0
Oklahoma	78	78	0	0	0	0	0
Okmulgee	67	67	0	0	0	0	0
Osage	43	43	0	0	0	0	0
Ottawa	87	87	0	0	0	0	0
Pawnee	8	8	0	0	0	0	0
Payne	64	64	0	0	0	0	0
Pittsburgh	3	3	0	0	0	0	0
Pontotoc	5	5	0	0	0	0	0
Pottawatomie	7	7	0	0	0	0	0
Pushmataha	4	4	0	0	0	0	0
Rogers	81	81	0	0	0	0	0
Seminole	2	2	0	0	0	0	0
Sequoyah	22	22	0	0	0	0	0
Stephens	5	5	0	0	0	0	0
Texas	2	2	0	0	0	0	0
Tillman	1	1	0	0	0	0	0
Tulsa	682	682	0	0	0	0	0
Wagoner	18	18	0	0	0	0	0
Washington	74	74	0	0	0	0	0
Washita	4	4	0	0	0	0	0
Woods	1	1	0	0	0	0	0
Woodward	2	2	0	0	0	0	0
Out of State/Unknown	55	55	0	0	0	0	0
Other Indicators							
Deaf and Hearing Impaired	27	27	0	0	0	0	0
Dual Diagnosis	993	993	0	0	0	0	0
Homeless	202	202	0	0	0	0	0
SMI (If ever)	1,568	1,568	0	0	0	0	0

Notes: The same client may be counted in more than one category, e.g., clients can receive services under more than one contract source, in more than one "County of Residence," or may have multiple "Other Indicators." Please see Definition page for other considerations.

Oklahoma Department of Mental Health and Substance Abuse Services
Counts of Admitted Clients Served by Funding Source for Each Agency During FY1995
EDMOND FAMILY SERVICES, INC.

		Funding Source						
		Total	Mental Health	Substance Abuse	Domestic Violence	Residential Care	Medicaid	Other
Total	Unduplicated Count	157	0	157	0	0	0	0
Sex	Female	91	0	91	0	0	0	0
	Male	66	0	66	0	0	0	0
Age	05-17	35	0	35	0	0	0	0
	18-20	16	0	16	0	0	0	0
	21-24	17	0	17	0	0	0	0
	25-34	46	0	46	0	0	0	0
	35-44	33	0	33	0	0	0	0
	45-54	8	0	8	0	0	0	0
	55-64	2	0	2	0	0	0	0
Race	White	144	0	144	0	0	0	0
	Black	4	0	4	0	0	0	0
	Native American	5	0	5	0	0	0	0
	Hispanic	4	0	4	0	0	0	0
Presenting Problem/Diagnosis	Alcohol Abuse	43	0	43	0	0	0	0
	Social Conditions	58	0	58	0	0	0	0
	Substance Related	56	0	56	0	0	0	0
County of Residence	Canadian	1	0	1	0	0	0	0
	Cleveland	1	0	1	0	0	0	0
	Logan	11	0	11	0	0	0	0
	Oklahoma	144	0	144	0	0	0	0
Other Indicators	Dual Diagnosis	1	0	1	0	0	0	0
	Homeless	1	0	1	0	0	0	0
	SMI (If ever)	11	0	11	0	0	0	0

Notes: The same client may be counted in more than one category, e.g., clients can receive services under more than one contract source, in more than one "County of Residence," or may have multiple "Other Indicators." Please see Definition page for other considerations.

Oklahoma Department of Mental Health and Substance Abuse Services
Counts of Admitted Clients Served by Funding Source for Each Agency During FY1995
EDNA LEE'S RESIDENTIAL CARE

	Total	Funding Source					Medicaid	Other
		Mental Health	Substance Abuse	Domestic Violence	Residential Care			
Total								
Unduplicated Count	62	0	0	0	62	0	0	
Sex								
Female	32	0	0	0	32	0	0	
Male	30	0	0	0	30	0	0	
Age								
05-17	1	0	0	0	1	0	0	
25-34	7	0	0	0	7	0	0	
35-44	8	0	0	0	8	0	0	
45-54	13	0	0	0	13	0	0	
55-64	21	0	0	0	21	0	0	
65-74	7	0	0	0	7	0	0	
75-84	5	0	0	0	5	0	0	
Race								
White	49	0	0	0	49	0	0	
Black	6	0	0	0	6	0	0	
Native American	2	0	0	0	2	0	0	
Hispanic	5	0	0	0	5	0	0	
Presenting Problem/Diagnosis								
Developmental Disorder	19	0	0	0	19	0	0	
Mood Disorder	14	0	0	0	14	0	0	
Other Psychotic	9	0	0	0	9	0	0	
Social Conditions	6	0	0	0	6	0	0	
Deferred/No Diagnosis	14	0	0	0	14	0	0	
County of Residence								
Craig	58	0	0	0	58	0	0	
Tulsa	3	0	0	0	3	0	0	
Woodward	1	0	0	0	1	0	0	
Other Indicators								
Homeless	1	0	0	0	1	0	0	
SMI (If ever)	61	0	0	0	61	0	0	

Notes: The same client may be counted in more than one category, e.g., clients can receive services under more than one contract source, in more than one "County of Residence," or may have multiple "Other Indicators." Please see Definition page for other considerations.

Oklahoma Department of Mental Health and Substance Abuse Services

Counts of Admitted Clients Served by Funding Source for Each Agency During FY1995

EDWIN FAIR CMHC

	Total	Funding Source					
		Mental Health	Substance Abuse	Domestic Violence	Residential Care	Medicaid	Other
Total							
Unduplicated Count	2,314	2,069	533	0	0	0	299
Sex							
Female	1,267	1,146	321	0	0	0	116
Male	1,047	923	212	0	0	0	183
Age							
0-04	64	44	0	0	0	0	23
05-17	580	427	2	0	0	0	231
18-20	98	94	11	0	0	0	3
21-24	174	161	36	0	0	0	4
25-34	480	465	128	0	0	0	5
35-44	497	480	178	0	0	0	20
45-54	241	231	98	0	0	0	5
55-64	108	102	51	0	0	0	1
65-74	48	46	25	0	0	0	2
75-84	17	14	3	0	0	0	3
85+	7	5	1	0	0	0	2
Race							
White	1,971	1,807	467	0	0	0	202
Black	94	69	20	0	0	0	28
Native American	178	132	32	0	0	0	54
Hispanic	69	59	14	0	0	0	14
Asian	2	2	0	0	0	0	1
Presenting Problem/Diagnosis							
Alcohol Abuse	47	39	11	0	0	0	11
Developmental Disorder	324	260	8	0	0	0	103
Mood Disorder	724	687	196	0	0	0	36
Non Alcohol/Drug Related Organic	26	23	14	0	0	0	0
Other Non-Psychotic	465	416	52	0	0	0	59
Other Psychotic	84	80	61	0	0	0	1
Personality Disorder	38	37	17	0	0	0	1
Schizophrenia	159	154	125	0	0	0	0
Social Conditions	368	301	20	0	0	0	76
Substance Related	53	49	26	0	0	0	8
Deferred/No Diagnosis	26	23	3	0	0	0	4
County of Residence							
Cimarron	1	1	0	0	0	0	0
Creek	2	2	0	0	0	0	0
Garfield	2	2	0	0	0	0	0
Greer	1	1	0	0	0	0	0
Kay	1,010	957	180	0	0	0	58
Kingfisher	2	2	0	0	0	0	0
Lincoln	4	4	1	0	0	0	0
Logan	8	8	2	0	0	0	0
Muskogee	1	0	0	0	0	0	1
Noble	123	111	22	0	0	0	14
Okfuskee	1	1	0	0	0	0	0
Okmulgee	1	1	0	0	0	0	0
Osage	324	246	63	0	0	0	96
Pawnee	108	90	33	0	0	0	20

Notes: The same client may be counted in more than one category, e.g., clients can receive services under more than one contract source, in more than one "County of Residence," or may have multiple "Other Indicators." Please see Definition page for other considerations.

Oklahoma Department of Mental Health and Substance Abuse Services
Counts of Admitted Clients Served by Funding Source for Each Agency During FY1995
EDWIN FAIR CMHC

	Total	Funding Source					Other
		Mental Health	Substance Abuse	Domestic Violence	Residential Care	Medicaid	
Payne	720	638	230	0	0	0	110
Rogers	1	1	1	0	0	0	0
Out of State/Unknown	5	4	1	0	0	0	0
Other Indicators							
Deaf and Hearing Impaired	7	6	0	0	0	0	2
Dual Diagnosis	246	229	131	0	0	0	8
Homeless	91	86	44	0	0	0	3
SED (6-17)	270	195	0	0	0	0	124
SMI (If ever)	857	815	454	0	0	0	24

Notes: The same client may be counted in more than one category, e.g., clients can receive services under more than one contract source, in more than one "County of Residence," or may have multiple "Other Indicators." Please see Definition page for other considerations.

Oklahoma Department of Mental Health and Substance Abuse Services
Counts of Admitted Clients Served by Funding Source for Each Agency During FY1995
EL RENO RESIDENTIAL CARE

		Funding Source						
		Total	Mental Health	Substance Abuse	Domestic Violence	Residential Care	Medicaid	Other
Total	Unduplicated Count	3	0	0	0	3	0	0
Sex	Female	2	0	0	0	2	0	0
	Male	1	0	0	0	1	0	0
Age	55-64	1	0	0	0	1	0	0
	65-74	2	0	0	0	2	0	0
Race	White	3	0	0	0	3	0	0
Presenting Problem/Diagnosis	Social Conditions	3	0	0	0	3	0	0
County of Residence	Canadian	3	0	0	0	3	0	0
Other Indicators	SMI (If ever)	3	0	0	0	3	0	0

Notes: The same client may be counted in more than one category, e.g., clients can receive services under more than one contract source, in more than one "County of Residence," or may have multiple "Other Indicators." Please see Definition page for other considerations.

Oklahoma Department of Mental Health and Substance Abuse Services
Counts of Admitted Clients Served by Funding Source for Each Agency During FY1995
ELM TREE HOUSE

		Funding Source						
		Total	Mental Health	Substance Abuse	Domestic Violence	Residential Care	Medicaid	Other
Total	Unduplicated Count	13	0	0	0	13	0	0
Sex	Female	5	0	0	0	5	0	0
	Male	8	0	0	0	8	0	0
Age	18-20	1	0	0	0	1	0	0
	35-44	3	0	0	0	3	0	0
	45-54	4	0	0	0	4	0	0
	55-64	2	0	0	0	2	0	0
	65-74	3	0	0	0	3	0	0
Race	White	4	0	0	0	4	0	0
	Black	6	0	0	0	6	0	0
	Native American	2	0	0	0	2	0	0
	Asian	1	0	0	0	1	0	0
Presenting Problem/Diagnosis	Other Psychotic	1	0	0	0	1	0	0
	Social Conditions	11	0	0	0	11	0	0
	Deferred/No Diagnosis	1	0	0	0	1	0	0
County of Residence	Oklahoma	13	0	0	0	13	0	0
Other Indicators	Dual Diagnosis	1	0	0	0	1	0	0
	SMI (If ever)	13	0	0	0	13	0	0

Notes: The same client may be counted in more than one category, e.g., clients can receive services under more than one contract source, in more than one "County of Residence," or may have multiple "Other Indicators." Please see Definition page for other considerations.

Oklahoma Department of Mental Health and Substance Abuse Services

Counts of Admitted Clients Served by Funding Source for Each Agency During FY1995

FAIR OAKS

	Total	Funding Source					
		Mental Health	Substance Abuse	Domestic Violence	Residential Care	Medicaid	Other
Total							
Unduplicated Count	14	0	0	0	14	0	0
Sex							
Male	14	0	0	0	14	0	0
Age							
18-20	1	0	0	0	1	0	0
21-24	1	0	0	0	1	0	0
25-34	2	0	0	0	2	0	0
35-44	5	0	0	0	5	0	0
45-54	1	0	0	0	1	0	0
55-64	3	0	0	0	3	0	0
65-74	1	0	0	0	1	0	0
Race							
White	12	0	0	0	12	0	0
Native American	2	0	0	0	2	0	0
Presenting Problem/Diagnosis							
Mood Disorder	13	0	0	0	13	0	0
Social Conditions	1	0	0	0	1	0	0
County of Residence							
Choctaw	2	0	0	0	2	0	0
Craig	3	0	0	0	3	0	0
Delaware	3	0	0	0	3	0	0
Mayes	3	0	0	0	3	0	0
Oklahoma	1	0	0	0	1	0	0
Rogers	1	0	0	0	1	0	0
Sequoyah	1	0	0	0	1	0	0
Other Indicators							
SMI (If ever)	14	0	0	0	14	0	0

Notes: The same client may be counted in more than one category, e.g., clients can receive services under more than one contract source, in more than one "County of Residence," or may have multiple "Other Indicators." Please see Definition page for other considerations.

Oklahoma Department of Mental Health and Substance Abuse Services

Counts of Admitted Clients Served by Funding Source for Each Agency During FY1995

FAMILY CRISIS & COUNSELING CTR

	Total	Funding Source					
		Mental Health	Substance Abuse	Domestic Violence	Residential Care	Medicaid	Other
Total							
Unduplicated Count	798	0	0	798	0	0	0
Sex							
Female	592	0	0	592	0	0	0
Male	206	0	0	206	0	0	0
Age							
0-04	80	0	0	80	0	0	0
05-17	123	0	0	123	0	0	0
18-20	50	0	0	50	0	0	0
21-24	94	0	0	94	0	0	0
25-34	238	0	0	238	0	0	0
35-44	156	0	0	156	0	0	0
45-54	35	0	0	35	0	0	0
55-64	13	0	0	13	0	0	0
65-74	3	0	0	3	0	0	0
75-84	5	0	0	5	0	0	0
85+	1	0	0	1	0	0	0
Race							
White	572	0	0	572	0	0	0
Black	51	0	0	51	0	0	0
Native American	154	0	0	154	0	0	0
Hispanic	21	0	0	21	0	0	0
Presenting Problem/Diagnosis							
Alcohol Abuse	1	0	0	1	0	0	0
Developmental Disorder	2	0	0	2	0	0	0
Mood Disorder	1	0	0	1	0	0	0
Social Conditions	762	0	0	762	0	0	0
Deferred/No Diagnosis	32	0	0	32	0	0	0
County of Residence							
Cleveland	1	0	0	1	0	0	0
Mayes	1	0	0	1	0	0	0
Muskogee	1	0	0	1	0	0	0
Noble	1	0	0	1	0	0	0
Nowata	26	0	0	26	0	0	0
Okfuskee	1	0	0	1	0	0	0
Oklahoma	5	0	0	5	0	0	0
Osage	64	0	0	64	0	0	0
Ottawa	5	0	0	5	0	0	0
Rogers	1	0	0	1	0	0	0
Seminole	4	0	0	4	0	0	0
Tulsa	10	0	0	10	0	0	0
Wagoner	2	0	0	2	0	0	0
Washington	650	0	0	650	0	0	0
Woods	1	0	0	1	0	0	0
Out of State/Unknown	25	0	0	25	0	0	0
Other Indicators							
Deaf and Hearing Impaired	2	0	0	2	0	0	0
Dual Diagnosis	17	0	0	17	0	0	0
Homeless	136	0	0	136	0	0	0
SMI (If ever)	83	0	0	83	0	0	0

Notes: The same client may be counted in more than one category, e.g., clients can receive services under more than one contract source, in more than one "County of Residence," or may have multiple "Other Indicators." Please see Definition page for other considerations.

Oklahoma Department of Mental Health and Substance Abuse Services

Counts of Admitted Clients Served by Funding Source for Each Agency During FY1995

FAMILY CRISIS CTR, INC.

	Total	Funding Source					
		Mental Health	Substance Abuse	Domestic Violence	Residential Care	Medicaid	Other
Total							
Unduplicated Count	378	0	0	378	0	0	0
Sex							
Female	259	0	0	259	0	0	0
Male	119	0	0	119	0	0	0
Age							
0-04	68	0	0	68	0	0	0
05-17	78	0	0	78	0	0	0
18-20	21	0	0	21	0	0	0
21-24	38	0	0	38	0	0	0
25-34	110	0	0	110	0	0	0
35-44	47	0	0	47	0	0	0
45-54	11	0	0	11	0	0	0
55-64	3	0	0	3	0	0	0
65-74	1	0	0	1	0	0	0
75-84	1	0	0	1	0	0	0
Race							
White	230	0	0	230	0	0	0
Black	21	0	0	21	0	0	0
Native American	110	0	0	110	0	0	0
Hispanic	16	0	0	16	0	0	0
Asian	1	0	0	1	0	0	0
Presenting Problem/Diagnosis							
Developmental Disorder	11	0	0	11	0	0	0
Mood Disorder	1	0	0	1	0	0	0
Social Conditions	351	0	0	351	0	0	0
Deferred/No Diagnosis	15	0	0	15	0	0	0
County of Residence							
Bryan	3	0	0	3	0	0	0
Carter	5	0	0	5	0	0	0
Choctaw	1	0	0	1	0	0	0
Coal	8	0	0	8	0	0	0
Garfield	2	0	0	2	0	0	0
Garvin	19	0	0	19	0	0	0
Grady	1	0	0	1	0	0	0
Hughes	7	0	0	7	0	0	0
Jackson	1	0	0	1	0	0	0
Johnston	1	0	0	1	0	0	0
Lincoln	2	0	0	2	0	0	0
Love	1	0	0	1	0	0	0
McClain	5	0	0	5	0	0	0
McCurtain	3	0	0	3	0	0	0
Murray	4	0	0	4	0	0	0
Oklahoma	8	0	0	8	0	0	0
Pittsburgh	6	0	0	6	0	0	0
Pontotoc	251	0	0	251	0	0	0
Pottawatomie	14	0	0	14	0	0	0
Seminole	22	0	0	22	0	0	0
Out of State/Unknown	14	0	0	14	0	0	0

Other Indicators

Notes: The same client may be counted in more than one category, e.g., clients can receive services under more than one contract source, in more than one "County of Residence," or may have multiple "Other Indicators." Please see Definition page for other considerations.

Oklahoma Department of Mental Health and Substance Abuse Services
 Counts of Admitted Clients Served by Funding Source for Each Agency During FY1995
FAMILY CRISIS CTR, INC.

	Funding Source						
	Total	Mental Health	Substance Abuse	Domestic Violence	Residential Care	Medicaid	Other
Homeless	50	0	0	50	0	0	0
SMI (If ever)	38	0	0	38	0	0	0

Notes: The same client may be counted in more than one category, e.g., clients can receive services under more than one contract source, in more than one "County of Residence," or may have multiple "Other Indicators." Please see Definition page for other considerations.

Oklahoma Department of Mental Health and Substance Abuse Services

Counts of Admitted Clients Served by Funding Source for Each Agency During FY1995

FAMILY MH CTR

	Total	Funding Source					Other
		Mental Health	Substance Abuse	Domestic Violence	Residential Care	Medicaid	
Total							
Unduplicated Count	960	960	0	0	0	0	1
Sex							
Female	552	552	0	0	0	0	1
Male	408	408	0	0	0	0	0
Age							
0-04	15	15	0	0	0	0	0
05-17	111	111	0	0	0	0	0
18-20	20	20	0	0	0	0	0
21-24	69	69	0	0	0	0	0
25-34	236	236	0	0	0	0	0
35-44	244	244	0	0	0	0	1
45-54	163	163	0	0	0	0	0
55-64	79	79	0	0	0	0	0
65-74	20	20	0	0	0	0	0
75-84	3	3	0	0	0	0	0
Race							
White	798	798	0	0	0	0	0
Black	99	99	0	0	0	0	1
Native American	35	35	0	0	0	0	0
Hispanic	20	20	0	0	0	0	0
Asian	8	8	0	0	0	0	0
Presenting Problem/Diagnosis							
Alcohol Abuse	2	2	0	0	0	0	0
Developmental Disorder	51	51	0	0	0	0	0
Mood Disorder	428	428	0	0	0	0	1
Non Alcohol/Drug Related Organic	1	1	0	0	0	0	0
Other Non-Psychotic	80	80	0	0	0	0	0
Other Psychotic	117	117	0	0	0	0	0
Personality Disorder	59	59	0	0	0	0	0
Schizophrenia	177	177	0	0	0	0	0
Social Conditions	42	42	0	0	0	0	0
Substance Related	1	1	0	0	0	0	0
Deferred/No Diagnosis	2	2	0	0	0	0	0
County of Residence							
Cotton	1	1	0	0	0	0	0
Oklahoma	1	1	0	0	0	0	0
Osage	1	1	0	0	0	0	0
Rogers	1	1	0	0	0	0	0
Tillman	1	1	0	0	0	0	0
Tulsa	955	955	0	0	0	0	1
Other Indicators							
Deaf and Hearing Impaired	9	9	0	0	0	0	0
Dual Diagnosis	179	179	0	0	0	0	0
Homeless	18	18	0	0	0	0	0
SED (6-17)	61	61	0	0	0	0	0
SMI (If ever)	667	667	0	0	0	0	1

Notes: The same client may be counted in more than one category, e.g., clients can receive services under more than one contract source, in more than one "County of Residence," or may have multiple "Other Indicators." Please see Definition page for other considerations.

Oklahoma Department of Mental Health and Substance Abuse Services

Counts of Admitted Clients Served by Funding Source for Each Agency During FY1995

FAMILY SHELTER

	Total	Funding Source					
		Mental Health	Substance Abuse	Domestic Violence	Residential Care	Medicaid	Other
Total							
Unduplicated Count	112	0	0	112	0	0	0
Sex							
Female	86	0	0	86	0	0	0
Male	26	0	0	26	0	0	0
Age							
0-04	20	0	0	20	0	0	0
05-17	26	0	0	26	0	0	0
18-20	3	0	0	3	0	0	0
21-24	6	0	0	6	0	0	0
25-34	33	0	0	33	0	0	0
35-44	22	0	0	22	0	0	0
45-54	1	0	0	1	0	0	0
55-64	1	0	0	1	0	0	0
Race							
White	80	0	0	80	0	0	0
Black	16	0	0	16	0	0	0
Native American	10	0	0	10	0	0	0
Hispanic	6	0	0	6	0	0	0
Presenting Problem/Diagnosis							
Social Conditions	109	0	0	109	0	0	0
Deferred/No Diagnosis	3	0	0	3	0	0	0
County of Residence							
Carter	87	0	0	87	0	0	0
Garvin	3	0	0	3	0	0	0
Jefferson	1	0	0	1	0	0	0
Johnston	7	0	0	7	0	0	0
Love	8	0	0	8	0	0	0
Marshall	2	0	0	2	0	0	0
Oklahoma	1	0	0	1	0	0	0
Pottawatomie	1	0	0	1	0	0	0
Out of State/Unknown	2	0	0	2	0	0	0
Other Indicators							
Homeless	4	0	0	4	0	0	0
SMI (If ever)	11	0	0	11	0	0	0

Notes: The same client may be counted in more than one category, e.g., clients can receive services under more than one contract source, in more than one "County of Residence," or may have multiple "Other Indicators." Please see Definition page for other considerations.

Oklahoma Department of Mental Health and Substance Abuse Services

Counts of Admitted Clients Served by Funding Source for Each Agency During FY1995

FIRST WINGS OF FREEDOM

	Total	Funding Source					
		Mental Health	Substance Abuse	Domestic Violence	Residential Care	Medicaid	Other
Total							
Unduplicated Count	218	0	218	0	0	0	0
Sex							
Female	150	0	150	0	0	0	0
Male	68	0	68	0	0	0	0
Age							
0-04	75	0	75	0	0	0	0
05-17	58	0	58	0	0	0	0
18-20	7	0	7	0	0	0	0
21-24	11	0	11	0	0	0	0
25-34	49	0	49	0	0	0	0
35-44	17	0	17	0	0	0	0
55-64	1	0	1	0	0	0	0
Race							
White	80	0	80	0	0	0	0
Black	117	0	117	0	0	0	0
Native American	13	0	13	0	0	0	0
Hispanic	6	0	6	0	0	0	0
Asian	2	0	2	0	0	0	0
Presenting Problem/Diagnosis							
Alcohol Abuse	16	0	16	0	0	0	0
Social Conditions	133	0	133	0	0	0	0
Substance Related	69	0	69	0	0	0	0
County of Residence							
Cherokee	2	0	2	0	0	0	0
Cleveland	10	0	10	0	0	0	0
Coal	1	0	1	0	0	0	0
Creek	6	0	6	0	0	0	0
Garfield	9	0	9	0	0	0	0
Garvin	1	0	1	0	0	0	0
Grady	3	0	3	0	0	0	0
LeFlore	1	0	1	0	0	0	0
Muskogee	5	0	5	0	0	0	0
Nowata	2	0	2	0	0	0	0
Oklahoma	13	0	13	0	0	0	0
Okmulgee	3	0	3	0	0	0	0
Osage	3	0	3	0	0	0	0
Payne	8	0	8	0	0	0	0
Pottawatomie	3	0	3	0	0	0	0
Tulsa	140	0	140	0	0	0	0
Washington	4	0	4	0	0	0	0
Woods	2	0	2	0	0	0	0
Out of State/Unknown	2	0	2	0	0	0	0
Other Indicators							
Deaf and Hearing Impaired	2	0	2	0	0	0	0
Dual Diagnosis	1	0	1	0	0	0	0
Homeless	32	0	32	0	0	0	0
SMI (If ever)	16	0	16	0	0	0	0

Notes: The same client may be counted in more than one category, e.g., clients can receive services under more than one contract source, in more than one "County of Residence," or may have multiple "Other Indicators." Please see Definition page for other considerations.

Oklahoma Department of Mental Health and Substance Abuse Services

Counts of Admitted Clients Served by Funding Source for Each Agency During FY1995

GATEWAY TO PREVENTION/RECOVERY

	Total	Funding Source					
		Mental Health	Substance Abuse	Domestic Violence	Residential Care	Medicaid	Other
Total							
Unduplicated Count	222	0	220	0	0	0	4
Sex							
Female	100	0	99	0	0	0	1
Male	122	0	121	0	0	0	3
Age							
05-17	54	0	54	0	0	0	0
18-20	2	0	2	0	0	0	0
21-24	8	0	8	0	0	0	0
25-34	75	0	74	0	0	0	1
35-44	52	0	52	0	0	0	1
45-54	22	0	21	0	0	0	2
55-64	8	0	8	0	0	0	0
65-74	1	0	1	0	0	0	0
Race							
White	161	0	159	0	0	0	4
Black	11	0	11	0	0	0	0
Native American	41	0	41	0	0	0	0
Hispanic	9	0	9	0	0	0	0
Presenting Problem/Diagnosis							
Alcohol Abuse	105	0	104	0	0	0	2
Social Conditions	73	0	73	0	0	0	0
Substance Related	43	0	43	0	0	0	1
Deferred/No Diagnosis	1	0	0	0	0	0	1
County of Residence							
Cleveland	3	0	3	0	0	0	0
Hughes	5	0	5	0	0	0	0
Lincoln	22	0	22	0	0	0	0
Love	1	0	1	0	0	0	0
Okfuskee	1	0	1	0	0	0	0
Oklahoma	10	0	9	0	0	0	1
Pittsburgh	2	0	2	0	0	0	0
Pottawatomie	171	0	170	0	0	0	2
Seminole	6	0	6	0	0	0	1
Tulsa	1	0	1	0	0	0	0
Other Indicators							
SMI (If ever)	10	0	10	0	0	0	0

Notes: The same client may be counted in more than one category, e.g., clients can receive services under more than one contract source, in more than one "County of Residence," or may have multiple "Other Indicators." Please see Definition page for other considerations.

Oklahoma Department of Mental Health and Substance Abuse Services

Counts of Admitted Clients Served by Funding Source for Each Agency During FY1995

GRAND LAKE M.H.C.

	Total	Funding Source					
		Mental Health	Substance Abuse	Domestic Violence	Residential Care	Medicaid	Other
Total							
Unduplicated Count	3,114	2,464	1,725	0	0	0	124
Sex							
Female	1,704	1,365	967	0	0	0	61
Male	1,410	1,099	758	0	0	0	63
Age							
0-04	70	64	3	0	0	0	10
05-17	848	835	95	0	0	0	53
18-20	133	120	49	0	0	0	9
21-24	156	130	87	0	0	0	7
25-34	539	416	376	0	0	0	16
35-44	575	401	463	0	0	0	17
45-54	390	251	330	0	0	0	9
55-64	230	137	195	0	0	0	3
65-74	118	70	94	0	0	0	0
75-84	50	35	32	0	0	0	0
85+	5	5	1	0	0	0	0
Race							
White	2,385	1,880	1,360	0	0	0	75
Black	131	92	93	0	0	0	2
Native American	533	433	244	0	0	0	46
Hispanic	56	52	21	0	0	0	1
Asian	9	7	7	0	0	0	0
Presenting Problem/Diagnosis							
Alcohol Abuse	32	29	17	0	0	0	0
Developmental Disorder	379	339	42	0	0	0	76
Mood Disorder	1,152	930	732	0	0	0	15
Non Alcohol/Drug Related Organic	39	25	36	0	0	0	1
Other Non-Psychotic	698	663	211	0	0	0	21
Other Psychotic	142	80	130	0	0	0	2
Personality Disorder	74	67	46	0	0	0	2
Schizophrenia	506	244	486	0	0	0	1
Social Conditions	34	30	6	0	0	0	6
Substance Related	57	56	19	0	0	0	0
Deferred/No Diagnosis	1	1	0	0	0	0	0
County of Residence							
Beckham	2	0	2	0	0	0	0
Cherokee	1	1	0	0	0	0	0
Cimarron	1	0	1	0	0	0	0
Comanche	1	1	0	0	0	0	0
Craig	570	348	420	0	0	0	23
Creek	1	0	1	0	0	0	0
Delaware	395	330	164	0	0	0	41
Garfield	1	1	0	0	0	0	0
Kiowa	1	1	0	0	0	0	0
Lincoln	1	0	1	0	0	0	0
Love	1	1	1	0	0	0	0
Mayes	475	426	220	0	0	0	25
Nowata	106	88	55	0	0	0	0
Okfuskee	2	2	1	0	0	0	0

Notes: The same client may be counted in more than one category, e.g., clients can receive services under more than one contract source, in more than one "County of Residence," or may have multiple "Other Indicators." Please see Definition page for other considerations.

Oklahoma Department of Mental Health and Substance Abuse Services
Counts of Admitted Clients Served by Funding Source for Each Agency During FY1995
GRAND LAKE M.H.C.

	Funding Source						
	Total	Mental Health	Substance Abuse	Domestic Violence	Residential Care	Medicaid	Other
Osage	20	13	15	0	0	0	0
Ottawa	448	394	198	0	0	0	32
Rogers	543	438	327	0	0	0	3
Tulsa	7	7	0	0	0	0	0
Wagoner	1	1	1	0	0	0	0
Washington	532	410	314	0	0	0	0
Out of State/Unknown	5	2	4	0	0	0	0
Other Indicators							
Deaf and Hearing Impaired	28	19	17	0	0	0	3
Dual Diagnosis	427	321	315	0	0	0	1
Homeless	61	51	29	0	0	0	1
SED (6-17)	356	351	55	0	0	0	24
SMI (If ever)	1,560	1,008	1,326	0	0	0	39

Notes: The same client may be counted in more than one category, e.g., clients can receive services under more than one contract source, in more than one "County of Residence," or may have multiple "Other Indicators." Please see Definition page for other considerations.

Oklahoma Department of Mental Health and Substance Abuse Services
Counts of Admitted Clients Served by Funding Source for Each Agency During FY1995
GREEN ACRES

		Funding Source						
		Total	Mental Health	Substance Abuse	Domestic Violence	Residential Care	Medicaid	Other
Total	Unduplicated Count	25	0	0	0	25	0	0
Sex	Female	13	0	0	0	13	0	0
	Male	12	0	0	0	12	0	0
Age	25-34	2	0	0	0	2	0	0
	35-44	3	0	0	0	3	0	0
	45-54	10	0	0	0	10	0	0
	55-64	3	0	0	0	3	0	0
	65-74	6	0	0	0	6	0	0
	75-84	1	0	0	0	1	0	0
Race	White	17	0	0	0	17	0	0
	Black	5	0	0	0	5	0	0
	Native American	3	0	0	0	3	0	0
Presenting Problem/Diagnosis	Developmental Disorder	6	0	0	0	6	0	0
	Mood Disorder	1	0	0	0	1	0	0
	Other Psychotic	4	0	0	0	4	0	0
	Social Conditions	14	0	0	0	14	0	0
County of Residence	Cherokee	17	0	0	0	17	0	0
	Delaware	7	0	0	0	7	0	0
	Oklahoma	1	0	0	0	1	0	0
Other Indicators	Dual Diagnosis	1	0	0	0	1	0	0
	Homeless	2	0	0	0	2	0	0
	SMI (If ever)	25	0	0	0	25	0	0

Notes: The same client may be counted in more than one category, e.g., clients can receive services under more than one contract source, in more than one "County of Residence," or may have multiple "Other Indicators." Please see Definition page for other considerations.

Oklahoma Department of Mental Health and Substance Abuse Services

Counts of Admitted Clients Served by Funding Source for Each Agency During FY1995

GREEN COUNTRY BEHAVIORAL HEALTH SERVICES

	Total	Funding Source					
		Mental Health	Substance Abuse	Domestic Violence	Residential Care	Medicaid	Other
Total							
Unduplicated Count	3,022	2,933	1,007	0	0	2	0
Sex							
Female	1,635	1,592	576	0	0	1	0
Male	1,387	1,341	431	0	0	1	0
Age							
0-04	165	165	2	0	0	0	0
05-17	1,025	1,023	61	0	0	2	0
18-20	156	152	29	0	0	0	0
21-24	144	136	48	0	0	0	0
25-34	517	496	217	0	0	0	0
35-44	501	477	265	0	0	0	0
45-54	291	276	203	0	0	0	0
55-64	139	130	114	0	0	0	0
65-74	63	59	48	0	0	0	0
75-84	18	16	17	0	0	0	0
85+	3	3	3	0	0	0	0
Race							
White	2,118	2,050	740	0	0	0	0
Black	594	581	183	0	0	2	0
Native American	293	286	82	0	0	0	0
Hispanic	12	11	2	0	0	0	0
Asian	5	5	0	0	0	0	0
Presenting Problem/Diagnosis							
Alcohol Abuse	60	53	25	0	0	0	0
Developmental Disorder	307	306	35	0	0	1	0
Mood Disorder	712	684	372	0	0	0	0
Non Alcohol/Drug Related Organic	20	18	19	0	0	0	0
Other Non-Psychotic	533	529	99	0	0	0	0
Other Psychotic	95	84	81	0	0	0	0
Personality Disorder	37	37	14	0	0	0	0
Schizophrenia	218	205	217	0	0	0	0
Social Conditions	901	883	101	0	0	1	0
Substance Related	93	90	34	0	0	0	0
Deferred/No Diagnosis	46	44	10	0	0	0	0
County of Residence							
Adair	2	2	1	0	0	0	0
Carter	1	1	0	0	0	0	0
Cherokee	5	5	4	0	0	0	0
Cleveland	6	6	0	0	0	0	0
Grady	3	3	0	0	0	0	0
Haskell	2	1	1	0	0	0	0
Kiowa	1	1	0	0	0	0	0
Mayes	2	2	0	0	0	0	0
McIntosh	410	369	244	0	0	0	0
Muskogee	2,320	2,276	717	0	0	2	0
Noble	3	2	3	0	0	0	0
Okfuskee	2	2	2	0	0	0	0
Oklahoma	15	15	0	0	0	0	0
Okmulgee	66	66	21	0	0	0	0

Notes: The same client may be counted in more than one category, e.g., clients can receive services under more than one contract source, in more than one "County of Residence," or may have multiple "Other Indicators." Please see Definition page for other considerations.

Oklahoma Department of Mental Health and Substance Abuse Services
Counts of Admitted Clients Served by Funding Source for Each Agency During FY1995
GREEN COUNTRY BEHAVIORAL HEALTH SERVICES

	Funding Source						
	Total	Mental Health	Substance Abuse	Domestic Violence	Residential Care	Medicaid	Other
Osage	5	5	0	0	0	0	0
Ottawa	1	1	1	0	0	0	0
Payne	4	4	0	0	0	0	0
Pittsburgh	53	53	4	0	0	0	0
Pottawatomie	2	2	0	0	0	0	0
Rogers	1	1	1	0	0	0	0
Sequoyah	2	2	0	0	0	0	0
Tulsa	100	100	0	0	0	0	0
Wagoner	15	14	7	0	0	0	0
Out of State/Unknown	1	0	1	0	0	0	0
Other Indicators							
Deaf and Hearing Impaired	10	10	4	0	0	0	0
Dual Diagnosis	284	265	174	0	0	0	0
Homeless	87	86	40	0	0	0	0
SED (6-17)	379	378	40	0	0	1	0
SMI (If ever)	1,216	1,151	844	0	0	0	0

Notes: The same client may be counted in more than one category, e.g., clients can receive services under more than one contract source, in more than one "County of Residence," or may have multiple "Other Indicators." Please see Definition page for other considerations.

Oklahoma Department of Mental Health and Substance Abuse Services

Counts of Admitted Clients Served by Funding Source for Each Agency During FY1995

GRIFFIN MEMORIAL HOSPITAL

	Total	Funding Source					
		Mental Health	Substance Abuse	Domestic Violence	Residential Care	Medicaid	Other
Total							
Unduplicated Count	1,484	1,484	0	0	0	0	0
Sex							
Female	612	612	0	0	0	0	0
Male	872	872	0	0	0	0	0
Age							
05-17	4	4	0	0	0	0	0
18-20	60	60	0	0	0	0	0
21-24	152	152	0	0	0	0	0
25-34	443	443	0	0	0	0	0
35-44	409	409	0	0	0	0	0
45-54	228	228	0	0	0	0	0
55-64	104	104	0	0	0	0	0
65-74	58	58	0	0	0	0	0
75-84	26	26	0	0	0	0	0
Race							
White	1,068	1,068	0	0	0	0	0
Black	251	251	0	0	0	0	0
Native American	110	110	0	0	0	0	0
Hispanic	37	37	0	0	0	0	0
Asian	18	18	0	0	0	0	0
Presenting Problem/Diagnosis							
Alcohol Abuse	136	136	0	0	0	0	0
Developmental Disorder	10	10	0	0	0	0	0
Mood Disorder	426	426	0	0	0	0	0
Non Alcohol/Drug Related Organic	50	50	0	0	0	0	0
Other Non-Psychotic	61	61	0	0	0	0	0
Other Psychotic	355	355	0	0	0	0	0
Personality Disorder	6	6	0	0	0	0	0
Schizophrenia	291	291	0	0	0	0	0
Social Conditions	6	6	0	0	0	0	0
Substance Related	131	131	0	0	0	0	0
Deferred/No Diagnosis	12	12	0	0	0	0	0
County of Residence							
Atoka	1	1	0	0	0	0	0
Beckham	5	5	0	0	0	0	0
Blaine	2	2	0	0	0	0	0
Bryan	39	39	0	0	0	0	0
Caddo	7	7	0	0	0	0	0
Canadian	62	62	0	0	0	0	0
Carter	41	41	0	0	0	0	0
Cleveland	45	45	0	0	0	0	0
Coal	1	1	0	0	0	0	0
Craig	9	9	0	0	0	0	0
Creek	2	2	0	0	0	0	0
Custer	2	2	0	0	0	0	0
Delaware	3	3	0	0	0	0	0
Dewey	2	2	0	0	0	0	0
Garfield	10	10	0	0	0	0	0
Garvin	32	32	0	0	0	0	0

Notes: The same client may be counted in more than one category, e.g., clients can receive services under more than one contract source, in more than one "County of Residence," or may have multiple "Other Indicators." Please see Definition page for other considerations.

Oklahoma Department of Mental Health and Substance Abuse Services

Counts of Admitted Clients Served by Funding Source for Each Agency During FY1995

GRIFFIN MEMORIAL HOSPITAL

	Funding Source						
	Total	Mental Health	Substance Abuse	Domestic Violence	Residential Care	Medicaid	Other
Grady	86	86	0	0	0	0	0
Grant	1	1	0	0	0	0	0
Greer	1	1	0	0	0	0	0
Harper	2	2	0	0	0	0	0
Hughes	3	3	0	0	0	0	0
Johnston	6	6	0	0	0	0	0
Kay	4	4	0	0	0	0	0
Kingfisher	6	6	0	0	0	0	0
Kiowa	1	1	0	0	0	0	0
LeFlore	1	1	0	0	0	0	0
Lincoln	24	24	0	0	0	0	0
Logan	15	15	0	0	0	0	0
Love	2	2	0	0	0	0	0
Marshall	9	9	0	0	0	0	0
Mayes	1	1	0	0	0	0	0
McClain	5	5	0	0	0	0	0
McCurtain	2	2	0	0	0	0	0
McIntosh	5	5	0	0	0	0	0
Murray	11	11	0	0	0	0	0
Muskogee	10	10	0	0	0	0	0
Nowata	3	3	0	0	0	0	0
Okfuskee	28	28	0	0	0	0	0
Oklahoma	704	704	0	0	0	0	0
Okmulgee	9	9	0	0	0	0	0
Osage	5	5	0	0	0	0	0
Ottawa	4	4	0	0	0	0	0
Pawnee	1	1	0	0	0	0	0
Payne	5	5	0	0	0	0	0
Pittsburgh	1	1	0	0	0	0	0
Pontotoc	51	51	0	0	0	0	0
Pottawatomie	116	116	0	0	0	0	0
Pushmataha	1	1	0	0	0	0	0
Roger Mills	3	3	0	0	0	0	0
Rogers	1	1	0	0	0	0	0
Seminole	23	23	0	0	0	0	0
Sequoyah	1	1	0	0	0	0	0
Stephens	4	4	0	0	0	0	0
Tulsa	18	18	0	0	0	0	0
Washington	5	5	0	0	0	0	0
Washita	1	1	0	0	0	0	0
Woods	1	1	0	0	0	0	0
Woodward	1	1	0	0	0	0	0
Out of State/Unknown	40	40	0	0	0	0	0
Other Indicators							
Deaf and Hearing Impaired	31	31	0	0	0	0	0
Dual Diagnosis	582	582	0	0	0	0	0
Homeless	231	231	0	0	0	0	0
SED (6-17)	1	1	0	0	0	0	0
SMI (If ever)	1,237	1,237	0	0	0	0	0

Notes: The same client may be counted in more than one category, e.g., clients can receive services under more than one contract source, in more than one "County of Residence," or may have multiple "Other Indicators." Please see Definition page for other considerations.

Oklahoma Department of Mental Health and Substance Abuse Services
Counts of Admitted Clients Served by Funding Source for Each Agency During FY1995
HELP-IN-CRISIS, INC.

	Total	Funding Source					
		Mental Health	Substance Abuse	Domestic Violence	Residential Care	Medicaid	Other
Total							
Unduplicated Count	281	0	0	281	0	0	0
Sex							
Female	214	0	0	214	0	0	0
Male	67	0	0	67	0	0	0
Age							
0-04	65	0	0	65	0	0	0
05-17	89	0	0	89	0	0	0
18-20	10	0	0	10	0	0	0
21-24	24	0	0	24	0	0	0
25-34	58	0	0	58	0	0	0
35-44	24	0	0	24	0	0	0
45-54	10	0	0	10	0	0	0
65-74	1	0	0	1	0	0	0
Race							
White	133	0	0	133	0	0	0
Black	6	0	0	6	0	0	0
Native American	132	0	0	132	0	0	0
Hispanic	7	0	0	7	0	0	0
Asian	3	0	0	3	0	0	0
Presenting Problem/Diagnosis							
Mood Disorder	3	0	0	3	0	0	0
Social Conditions	266	0	0	266	0	0	0
Substance Related	1	0	0	1	0	0	0
Deferred/No Diagnosis	11	0	0	11	0	0	0
County of Residence							
Adair	49	0	0	49	0	0	0
Cherokee	124	0	0	124	0	0	0
Creek	7	0	0	7	0	0	0
Delaware	3	0	0	3	0	0	0
Hughes	2	0	0	2	0	0	0
LeFlore	5	0	0	5	0	0	0
Mayes	1	0	0	1	0	0	0
Muskogee	11	0	0	11	0	0	0
Oklahoma	1	0	0	1	0	0	0
Okmulgee	3	0	0	3	0	0	0
Ottawa	3	0	0	3	0	0	0
Rogers	2	0	0	2	0	0	0
Sequoyah	27	0	0	27	0	0	0
Tulsa	8	0	0	8	0	0	0
Wagoner	7	0	0	7	0	0	0
Washington	3	0	0	3	0	0	0
Out of State/Unknown	25	0	0	25	0	0	0
Other Indicators							
Homeless	117	0	0	117	0	0	0
SED (6-17)	1	0	0	1	0	0	0
SMI (If ever)	18	0	0	18	0	0	0

Notes: The same client may be counted in more than one category, e.g., clients can receive services under more than one contract source, in more than one "County of Residence," or may have multiple "Other Indicators." Please see Definition page for other considerations.

Oklahoma Department of Mental Health and Substance Abuse Services
Counts of Admitted Clients Served by Funding Source for Each Agency During FY1995
HIGH CEDAR RESIDENTIAL CARE

	Total	Funding Source					
		Mental Health	Substance Abuse	Domestic Violence	Residential Care	Medicaid	Other
Total							
Unduplicated Count	28	0	0	0	28	0	0
Sex							
Female	8	0	0	0	8	0	0
Male	20	0	0	0	20	0	0
Age							
21-24	3	0	0	0	3	0	0
25-34	6	0	0	0	6	0	0
35-44	7	0	0	0	7	0	0
45-54	8	0	0	0	8	0	0
55-64	3	0	0	0	3	0	0
75-84	1	0	0	0	1	0	0
Race							
White	26	0	0	0	26	0	0
Black	1	0	0	0	1	0	0
Native American	1	0	0	0	1	0	0
Presenting Problem/Diagnosis							
Alcohol Abuse	1	0	0	0	1	0	0
Developmental Disorder	3	0	0	0	3	0	0
Mood Disorder	17	0	0	0	17	0	0
Other Psychotic	6	0	0	0	6	0	0
Social Conditions	1	0	0	0	1	0	0
County of Residence							
Cleveland	10	0	0	0	10	0	0
Lincoln	1	0	0	0	1	0	0
Noble	12	0	0	0	12	0	0
Oklahoma	2	0	0	0	2	0	0
Pottawatomie	1	0	0	0	1	0	0
Wagoner	1	0	0	0	1	0	0
Out of State/Unknown	1	0	0	0	1	0	0
Other Indicators							
SMI (If ever)	28	0	0	0	28	0	0

Notes: The same client may be counted in more than one category, e.g., clients can receive services under more than one contract source, in more than one "County of Residence," or may have multiple "Other Indicators." Please see Definition page for other considerations.

Oklahoma Department of Mental Health and Substance Abuse Services

Counts of Admitted Clients Served by Funding Source for Each Agency During FY1995

HIV RESOURCE CONSORTIUM

	Total	Funding Source					
		Mental Health	Substance Abuse	Domestic Violence	Residential Care	Medicaid	Other
Total							
Unduplicated Count	226	0	226	0	0	0	0
Sex							
Female	27	0	27	0	0	0	0
Male	199	0	199	0	0	0	0
Age							
18-20	1	0	1	0	0	0	0
21-24	13	0	13	0	0	0	0
25-34	113	0	113	0	0	0	0
35-44	76	0	76	0	0	0	0
45-54	17	0	17	0	0	0	0
55-64	6	0	6	0	0	0	0
Race							
White	179	0	179	0	0	0	0
Black	30	0	30	0	0	0	0
Native American	11	0	11	0	0	0	0
Hispanic	6	0	6	0	0	0	0
Presenting Problem/Diagnosis							
Alcohol Abuse	22	0	22	0	0	0	0
Developmental Disorder	2	0	2	0	0	0	0
Mood Disorder	12	0	12	0	0	0	0
Other Psychotic	2	0	2	0	0	0	0
Social Conditions	4	0	4	0	0	0	0
Substance Related	24	0	24	0	0	0	0
Deferred/No Diagnosis	160	0	160	0	0	0	0
County of Residence							
Adair	1	0	1	0	0	0	0
Creek	7	0	7	0	0	0	0
Delaware	3	0	3	0	0	0	0
Haskell	2	0	2	0	0	0	0
Lincoln	1	0	1	0	0	0	0
Mayes	1	0	1	0	0	0	0
McIntosh	1	0	1	0	0	0	0
Muskogee	4	0	4	0	0	0	0
Nowata	1	0	1	0	0	0	0
Okmulgee	2	0	2	0	0	0	0
Osage	4	0	4	0	0	0	0
Ottawa	2	0	2	0	0	0	0
Payne	1	0	1	0	0	0	0
Rogers	7	0	7	0	0	0	0
Sequoyah	2	0	2	0	0	0	0
Tulsa	182	0	182	0	0	0	0
Wagoner	4	0	4	0	0	0	0
Washington	1	0	1	0	0	0	0
Other Indicators							
Deaf and Hearing Impaired	1	0	1	0	0	0	0
Dual Diagnosis	4	0	4	0	0	0	0
Homeless	13	0	13	0	0	0	0
SMI (If ever)	33	0	33	0	0	0	0

Notes: The same client may be counted in more than one category, e.g., clients can receive services under more than one contract source, in more than one "County of Residence," or may have multiple "Other Indicators." Please see Definition page for other considerations.

Oklahoma Department of Mental Health and Substance Abuse Services

Counts of Admitted Clients Served by Funding Source for Each Agency During FY1995

HOMINY HEALTH SRVCS CTR INC.

	Total	Funding Source					
		Mental Health	Substance Abuse	Domestic Violence	Residential Care	Medicaid	Other
Total							
Unduplicated Count	155	56	113	0	0	0	0
Sex							
Female	101	38	74	0	0	0	0
Male	54	18	39	0	0	0	0
Age							
05-17	39	12	31	0	0	0	0
18-20	5	2	3	0	0	0	0
21-24	7	4	4	0	0	0	0
25-34	32	8	27	0	0	0	0
35-44	36	14	25	0	0	0	0
45-54	17	5	12	0	0	0	0
55-64	8	3	6	0	0	0	0
65-74	8	6	4	0	0	0	0
75-84	2	2	0	0	0	0	0
85+	1	0	1	0	0	0	0
Race							
White	124	49	88	0	0	0	0
Black	5	1	4	0	0	0	0
Native American	26	6	21	0	0	0	0
Presenting Problem/Diagnosis							
Alcohol Abuse	56	4	55	0	0	0	0
Developmental Disorder	1	1	0	0	0	0	0
Mood Disorder	11	9	3	0	0	0	0
Non Alcohol/Drug Related Organic	2	2	0	0	0	0	0
Other Non-Psychotic	16	13	5	0	0	0	0
Personality Disorder	14	6	12	0	0	0	0
Schizophrenia	4	4	0	0	0	0	0
Social Conditions	33	15	21	0	0	0	0
Substance Related	18	2	17	0	0	0	0
County of Residence							
Osage	99	31	76	0	0	0	0
Pawnee	54	23	36	0	0	0	0
Tulsa	1	1	1	0	0	0	0
Washington	1	1	0	0	0	0	0
Other Indicators							
Deaf and Hearing Impaired	1	1	0	0	0	0	0
Dual Diagnosis	20	3	17	0	0	0	0
Homeless	1	1	0	0	0	0	0
SED (6-17)	2	0	2	0	0	0	0
SMI (If ever)	29	10	21	0	0	0	0

Notes: The same client may be counted in more than one category, e.g., clients can receive services under more than one contract source, in more than one "County of Residence," or may have multiple "Other Indicators." Please see Definition page for other considerations.

Oklahoma Department of Mental Health and Substance Abuse Services

Counts of Admitted Clients Served by Funding Source for Each Agency During FY1995

HOPE COMMUNITY SERVICES, INC.

	Total	Funding Source					
		Mental Health	Substance Abuse	Domestic Violence	Residential Care	Medicaid	Other
Total							
Unduplicated Count	1,240	445	954	0	0	0	72
Sex							
Female	695	194	586	0	0	0	36
Male	545	251	368	0	0	0	36
Age							
05-17	302	301	20	0	0	0	9
18-20	16	6	15	0	0	0	1
21-24	63	14	62	0	0	0	8
25-34	192	43	190	0	0	0	19
35-44	278	46	278	0	0	0	21
45-54	187	21	187	0	0	0	10
55-64	121	11	121	0	0	0	4
65-74	64	3	64	0	0	0	0
75-84	14	0	14	0	0	0	0
85+	3	0	3	0	0	0	0
Race							
White	1,004	339	797	0	0	0	54
Black	147	66	96	0	0	0	11
Native American	40	19	31	0	0	0	6
Hispanic	40	19	23	0	0	0	1
Asian	9	2	7	0	0	0	0
Presenting Problem/Diagnosis							
Alcohol Abuse	14	2	13	0	0	0	1
Developmental Disorder	108	99	16	0	0	0	5
Mood Disorder	518	153	435	0	0	0	38
Non Alcohol/Drug Related Organic	26	3	26	0	0	0	1
Other Non-Psychotic	94	42	61	0	0	0	3
Other Psychotic	105	18	100	0	0	0	9
Personality Disorder	7	3	7	0	0	0	1
Schizophrenia	274	45	273	0	0	0	11
Social Conditions	65	62	8	0	0	0	1
Substance Related	16	7	11	0	0	0	1
Deferred/No Diagnosis	13	11	4	0	0	0	1
County of Residence							
Beckham	2	2	1	0	0	0	0
Creek	1	0	1	0	0	0	0
Custer	1	0	1	0	0	0	0
Noble	1	0	1	0	0	0	0
Oklahoma	1,235	443	950	0	0	0	72
Other Indicators							
Deaf and Hearing Impaired	10	2	10	0	0	0	0
Dual Diagnosis	243	56	234	0	0	0	19
Homeless	45	15	44	0	0	0	10
SED (6-17)	226	225	12	0	0	0	9
SMI (If ever)	906	154	887	0	0	0	61

Notes: The same client may be counted in more than one category, e.g., clients can receive services under more than one contract source, in more than one "County of Residence," or may have multiple "Other Indicators." Please see Definition page for other considerations.

Oklahoma Department of Mental Health and Substance Abuse Services

Counts of Admitted Clients Served by Funding Source for Each Agency During FY1995

HOUSE OF HOPE, INC.

	Total	Funding Source					
		Mental Health	Substance Abuse	Domestic Violence	Residential Care	Medicaid	Other
Total							
Unduplicated Count	155	0	155	0	0	0	0
Sex							
Male	155	0	155	0	0	0	0
Age							
05-17	1	0	1	0	0	0	0
18-20	9	0	9	0	0	0	0
21-24	18	0	18	0	0	0	0
25-34	65	0	65	0	0	0	0
35-44	42	0	42	0	0	0	0
45-54	12	0	12	0	0	0	0
55-64	6	0	6	0	0	0	0
65-74	2	0	2	0	0	0	0
Race							
White	102	0	102	0	0	0	0
Black	10	0	10	0	0	0	0
Native American	42	0	42	0	0	0	0
Hispanic	1	0	1	0	0	0	0
Presenting Problem/Diagnosis							
Alcohol Abuse	106	0	106	0	0	0	0
Social Conditions	1	0	1	0	0	0	0
Substance Related	48	0	48	0	0	0	0
County of Residence							
Cherokee	2	0	2	0	0	0	0
Craig	6	0	6	0	0	0	0
Delaware	25	0	25	0	0	0	0
Hughes	1	0	1	0	0	0	0
Mayes	7	0	7	0	0	0	0
McCurtain	1	0	1	0	0	0	0
Muskogee	2	0	2	0	0	0	0
Nowata	1	0	1	0	0	0	0
Oklahoma	1	0	1	0	0	0	0
Okmulgee	1	0	1	0	0	0	0
Osage	3	0	3	0	0	0	0
Ottawa	15	0	15	0	0	0	0
Payne	1	0	1	0	0	0	0
Pittsburgh	1	0	1	0	0	0	0
Rogers	11	0	11	0	0	0	0
Tulsa	27	0	27	0	0	0	0
Wagoner	1	0	1	0	0	0	0
Washington	12	0	12	0	0	0	0
Out of State/Unknown	37	0	37	0	0	0	0
Other Indicators							
Deaf and Hearing Impaired	2	0	2	0	0	0	0
Homeless	4	0	4	0	0	0	0
SMI (If ever)	13	0	13	0	0	0	0

Notes: The same client may be counted in more than one category, e.g., clients can receive services under more than one contract source, in more than one "County of Residence," or may have multiple "Other Indicators." Please see Definition page for other considerations.

Oklahoma Department of Mental Health and Substance Abuse Services
Counts of Admitted Clients Served by Funding Source for Each Agency During FY1995
INDIAN HEALTH CARE RESOURCE CENTER

		Funding Source						
		Total	Mental Health	Substance Abuse	Domestic Violence	Residential Care	Medicaid	Other
Total	Unduplicated Count	116	0	116	0	0	0	0
Sex	Female	57	0	57	0	0	0	0
	Male	59	0	59	0	0	0	0
Age	05-17	3	0	3	0	0	0	0
	18-20	2	0	2	0	0	0	0
	21-24	8	0	8	0	0	0	0
	25-34	45	0	45	0	0	0	0
	35-44	46	0	46	0	0	0	0
	45-54	9	0	9	0	0	0	0
	55-64	3	0	3	0	0	0	0
Race	White	36	0	36	0	0	0	0
	Black	11	0	11	0	0	0	0
	Native American	67	0	67	0	0	0	0
	Hispanic	2	0	2	0	0	0	0
Presenting Problem/Diagnosis	Alcohol Abuse	31	0	31	0	0	0	0
	Social Conditions	7	0	7	0	0	0	0
	Substance Related	78	0	78	0	0	0	0
County of Residence	Tulsa	116	0	116	0	0	0	0
Other Indicators	Homeless	2	0	2	0	0	0	0
	SMI (If ever)	13	0	13	0	0	0	0

Notes: The same client may be counted in more than one category, e.g., clients can receive services under more than one contract source, in more than one "County of Residence," or may have multiple "Other Indicators." Please see Definition page for other considerations.

Oklahoma Department of Mental Health and Substance Abuse Services

Counts of Admitted Clients Served by Funding Source for Each Agency During FY1995

JIM TALIAFERRO CMHC

	Total	Funding Source					
		Mental Health	Substance Abuse	Domestic Violence	Residential Care	Medicaid	Other
Total							
Unduplicated Count	2,361	2,256	325	0	0	0	59
Sex							
Female	1,322	1,280	132	0	0	0	30
Male	1,039	976	193	0	0	0	29
Age							
0-04	41	41	0	0	0	0	0
05-17	333	333	5	0	0	0	0
18-20	98	91	20	0	0	0	3
21-24	163	155	30	0	0	0	2
25-34	597	552	118	0	0	0	18
35-44	562	528	99	0	0	0	25
45-54	315	311	32	0	0	0	10
55-64	137	132	8	0	0	0	1
65-74	90	88	10	0	0	0	0
75-84	21	21	2	0	0	0	0
85+	4	4	1	0	0	0	0
Race							
White	1,688	1,623	217	0	0	0	27
Black	386	367	58	0	0	0	20
Native American	148	137	32	0	0	0	4
Hispanic	113	104	16	0	0	0	4
Asian	26	25	2	0	0	0	4
Presenting Problem/Diagnosis							
Alcohol Abuse	183	160	70	0	0	0	6
Developmental Disorder	136	136	0	0	0	0	0
Mood Disorder	558	555	25	0	0	0	9
Non Alcohol/Drug Related Organic	34	33	4	0	0	0	0
Other Non-Psychotic	438	432	17	0	0	0	2
Other Psychotic	379	344	74	0	0	0	11
Personality Disorder	18	18	1	0	0	0	1
Schizophrenia	301	301	18	0	0	0	22
Social Conditions	103	97	8	0	0	0	2
Substance Related	190	164	99	0	0	0	6
Deferred/No Diagnosis	21	16	9	0	0	0	0
County of Residence							
Adair	1	1	0	0	0	0	0
Atoka	2	2	1	0	0	0	0
Bryan	2	2	0	0	0	0	0
Caddo	199	187	33	0	0	0	0
Canadian	60	60	0	0	0	0	0
Carter	2	2	0	0	0	0	0
Cherokee	2	1	1	0	0	0	0
Cleveland	1	0	1	0	0	0	0
Coal	2	2	0	0	0	0	0
Comanche	1,296	1,247	186	0	0	0	55
Cotton	40	39	4	0	0	0	0
Craig	1	1	0	0	0	0	0
Custer	1	0	1	0	0	0	0
Delaware	1	1	0	0	0	0	0

Notes: The same client may be counted in more than one category, e.g., clients can receive services under more than one contract source, in more than one "County of Residence," or may have multiple "Other Indicators." Please see Definition page for other considerations.

Oklahoma Department of Mental Health and Substance Abuse Services

Counts of Admitted Clients Served by Funding Source for Each Agency During FY1995

JIM TALIAFERRO CMHC

	Funding Source						
	Total	Mental Health	Substance Abuse	Domestic Violence	Residential Care	Medicaid	Other
Grady	5	5	2	0	0	0	0
Greer	2	2	0	0	0	0	0
Harmon	22	20	3	0	0	0	0
Haskell	1	1	0	0	0	0	0
Jackson	255	246	23	0	0	0	2
Jefferson	29	25	6	0	0	0	0
Johnston	2	1	2	0	0	0	0
Kingfisher	1	1	0	0	0	0	0
Kiowa	9	8	1	0	0	0	1
Latimer	1	1	1	0	0	0	0
Lincoln	1	1	0	0	0	0	0
Oklahoma	40	37	3	0	0	0	0
Payne	1	1	0	0	0	0	0
Pittsburgh	1	1	0	0	0	0	0
Pottawatomie	2	1	2	0	0	0	0
Pushmataha	1	1	0	0	0	0	0
Roger Mills	1	1	0	0	0	0	0
Seminole	2	1	1	0	0	0	0
Sequoyah	1	1	0	0	0	0	0
Stephens	273	262	41	0	0	0	1
Texas	1	1	0	0	0	0	0
Tillman	84	77	12	0	0	0	0
Tulsa	1	1	0	0	0	0	0
Wagoner	1	1	0	0	0	0	0
Washita	1	1	0	0	0	0	0
Woodward	2	2	1	0	0	0	0
Out of State/Unknown	11	11	0	0	0	0	0
Other Indicators							
Deaf and Hearing Impaired	18	16	4	0	0	0	0
Dual Diagnosis	331	291	98	0	0	0	5
Homeless	76	68	21	0	0	0	2
SED (6-17)	158	158	1	0	0	0	0
SMI (If ever)	705	691	83	0	0	0	38

Notes: The same client may be counted in more than one category, e.g., clients can receive services under more than one contract source, in more than one "County of Residence," or may have multiple "Other Indicators." Please see Definition page for other considerations.

Oklahoma Department of Mental Health and Substance Abuse Services

Counts of Admitted Clients Served by Funding Source for Each Agency During FY1995

KIAMICHI COUNCIL ON ALCOHOLISM

		Funding Source						
		Total	Mental Health	Substance Abuse	Domestic Violence	Residential Care	Medicaid	Other
Total	Unduplicated Count	343	0	343	0	0	0	0
Sex	Female	131	0	131	0	0	0	0
	Male	212	0	212	0	0	0	0
Age	05-17	36	0	36	0	0	0	0
	18-20	16	0	16	0	0	0	0
	21-24	43	0	43	0	0	0	0
	25-34	114	0	114	0	0	0	0
	35-44	91	0	91	0	0	0	0
	45-54	28	0	28	0	0	0	0
	55-64	14	0	14	0	0	0	0
	65-74	1	0	1	0	0	0	0
Race	White	261	0	261	0	0	0	0
	Black	37	0	37	0	0	0	0
	Native American	40	0	40	0	0	0	0
	Hispanic	4	0	4	0	0	0	0
	Asian	1	0	1	0	0	0	0
Presenting Problem/Diagnosis	Alcohol Abuse	136	0	136	0	0	0	0
	Social Conditions	36	0	36	0	0	0	0
	Substance Related	170	0	170	0	0	0	0
	Deferred/No Diagnosis	1	0	1	0	0	0	0
County of Residence	Atoka	11	0	11	0	0	0	0
	Bryan	39	0	39	0	0	0	0
	Choctaw	86	0	86	0	0	0	0
	Coal	4	0	4	0	0	0	0
	McCurtain	176	0	176	0	0	0	0
	Pushmataha	27	0	27	0	0	0	0
Other Indicators	Deaf and Hearing Impaired	1	0	1	0	0	0	0
	Dual Diagnosis	7	0	7	0	0	0	0
	Homeless	9	0	9	0	0	0	0
	SMI (If ever)	22	0	22	0	0	0	0

Notes: The same client may be counted in more than one category, e.g., clients can receive services under more than one contract source, in more than one "County of Residence," or may have multiple "Other Indicators." Please see Definition page for other considerations.

Oklahoma Department of Mental Health and Substance Abuse Services
Counts of Admitted Clients Served by Funding Source for Each Agency During FY1995
LAKE FRANCIS RETIREMENT CENTER

		Funding Source						
		Total	Mental Health	Substance Abuse	Domestic Violence	Residential Care	Medicaid	Other
Total	Unduplicated Count	19	0	0	0	19	0	0
Sex	Female	10	0	0	0	10	0	0
	Male	9	0	0	0	9	0	0
Age	25-34	2	0	0	0	2	0	0
	35-44	4	0	0	0	4	0	0
	45-54	3	0	0	0	3	0	0
	55-64	5	0	0	0	5	0	0
	65-74	3	0	0	0	3	0	0
	75-84	2	0	0	0	2	0	0
Race	White	12	0	0	0	12	0	0
	Black	1	0	0	0	1	0	0
	Native American	6	0	0	0	6	0	0
Presenting Problem/Diagnosis	Developmental Disorder	2	0	0	0	2	0	0
	Other Psychotic	14	0	0	0	14	0	0
	Deferred/No Diagnosis	3	0	0	0	3	0	0
County of Residence	Adair	19	0	0	0	19	0	0
Other Indicators	Dual Diagnosis	3	0	0	0	3	0	0
	Homeless	1	0	0	0	1	0	0
	SMI (If ever)	19	0	0	0	19	0	0

Notes: The same client may be counted in more than one category, e.g., clients can receive services under more than one contract source, in more than one "County of Residence," or may have multiple "Other Indicators." Please see Definition page for other considerations.

Oklahoma Department of Mental Health and Substance Abuse Services

Counts of Admitted Clients Served by Funding Source for Each Agency During FY1995

LAKEVIEW LODGING

	Total	Funding Source					
		Mental Health	Substance Abuse	Domestic Violence	Residential Care	Medicaid	Other
Total							
Unduplicated Count	88	0	0	0	88	0	0
Sex							
Female	47	0	0	0	47	0	0
Male	41	0	0	0	41	0	0
Age							
21-24	1	0	0	0	1	0	0
25-34	14	0	0	0	14	0	0
35-44	22	0	0	0	22	0	0
45-54	18	0	0	0	18	0	0
55-64	17	0	0	0	17	0	0
65-74	11	0	0	0	11	0	0
75-84	3	0	0	0	3	0	0
85+	2	0	0	0	2	0	0
Race							
White	72	0	0	0	72	0	0
Black	9	0	0	0	9	0	0
Native American	4	0	0	0	4	0	0
Hispanic	3	0	0	0	3	0	0
Presenting Problem/Diagnosis							
Alcohol Abuse	2	0	0	0	2	0	0
Mood Disorder	1	0	0	0	1	0	0
Other Psychotic	6	0	0	0	6	0	0
Social Conditions	78	0	0	0	78	0	0
Deferred/No Diagnosis	1	0	0	0	1	0	0
County of Residence							
Beckham	1	0	0	0	1	0	0
Canadian	84	0	0	0	84	0	0
Oklahoma	2	0	0	0	2	0	0
Woodward	1	0	0	0	1	0	0
Other Indicators							
Deaf and Hearing Impaired	2	0	0	0	2	0	0
Dual Diagnosis	2	0	0	0	2	0	0
Homeless	1	0	0	0	1	0	0
SMI (If ever)	88	0	0	0	88	0	0

Notes: The same client may be counted in more than one category, e.g., clients can receive services under more than one contract source, in more than one "County of Residence," or may have multiple "Other Indicators." Please see Definition page for other considerations.

Oklahoma Department of Mental Health and Substance Abuse Services
Counts of Admitted Clients Served by Funding Source for Each Agency During FY1995
LEFLORE COUNTY YOUTH & FAMILY SERVICES, INC.

		Funding Source						
		Total	Mental Health	Substance Abuse	Domestic Violence	Residential Care	Medicaid	Other
Total	Unduplicated Count	186	0	186	0	0	0	0
Sex	Female	79	0	79	0	0	0	0
	Male	107	0	107	0	0	0	0
Age	05-17	177	0	177	0	0	0	0
	18-20	9	0	9	0	0	0	0
Race	White	113	0	113	0	0	0	0
	Black	25	0	25	0	0	0	0
	Native American	46	0	46	0	0	0	0
	Hispanic	2	0	2	0	0	0	0
Presenting Problem/Diagnosis	Substance Related	186	0	186	0	0	0	0
County of Residence	Adair	9	0	9	0	0	0	0
	Atoka	3	0	3	0	0	0	0
	Comanche	2	0	2	0	0	0	0
	Creek	3	0	3	0	0	0	0
	Johnston	2	0	2	0	0	0	0
	LeFlore	29	0	29	0	0	0	0
	Marshall	2	0	2	0	0	0	0
	Murray	2	0	2	0	0	0	0
	Muskogee	1	0	1	0	0	0	0
	Pittsburgh	68	0	68	0	0	0	0
	Sequoyah	1	0	1	0	0	0	0
	Tulsa	64	0	64	0	0	0	0
Other Indicators	SMI (If ever)	8	0	8	0	0	0	0

Notes: The same client may be counted in more than one category, e.g., clients can receive services under more than one contract source, in more than one "County of Residence," or may have multiple "Other Indicators." Please see Definition page for other considerations.

Oklahoma Department of Mental Health and Substance Abuse Services
Counts of Admitted Clients Served by Funding Source for Each Agency During FY1995
LEXINGTON ROOM & BOARD

		Funding Source						
		Total	Mental Health	Substance Abuse	Domestic Violence	Residential Care	Medicaid	Other
Total	Unduplicated Count	66	0	0	0	66	0	0
Sex	Female	26	0	0	0	26	0	0
	Male	40	0	0	0	40	0	0
Age	21-24	2	0	0	0	2	0	0
	25-34	15	0	0	0	15	0	0
	35-44	18	0	0	0	18	0	0
	45-54	14	0	0	0	14	0	0
	55-64	9	0	0	0	9	0	0
	65-74	7	0	0	0	7	0	0
	75-84	1	0	0	0	1	0	0
Race	White	55	0	0	0	55	0	0
	Black	8	0	0	0	8	0	0
	Native American	2	0	0	0	2	0	0
	Asian	1	0	0	0	1	0	0
Presenting Problem/Diagnosis	Developmental Disorder	11	0	0	0	11	0	0
	Mood Disorder	20	0	0	0	20	0	0
	Other Psychotic	29	0	0	0	29	0	0
	Social Conditions	6	0	0	0	6	0	0
County of Residence	Adair	1	0	0	0	1	0	0
	Cleveland	62	0	0	0	62	0	0
	McClain	1	0	0	0	1	0	0
	Oklahoma	1	0	0	0	1	0	0
	Woodward	1	0	0	0	1	0	0
Other Indicators	SMI (If ever)	65	0	0	0	65	0	0

Notes: The same client may be counted in more than one category, e.g., clients can receive services under more than one contract source, in more than one "County of Residence," or may have multiple "Other Indicators." Please see Definition page for other considerations.

Oklahoma Department of Mental Health and Substance Abuse Services

Counts of Admitted Clients Served by Funding Source for Each Agency During FY1995

LIFE IMPROVEMENT CENTER

	Total	Funding Source					
		Mental Health	Substance Abuse	Domestic Violence	Residential Care	Medicaid	Other
Total							
Unduplicated Count	494	0	494	0	0	0	0
Sex							
Female	199	0	199	0	0	0	0
Male	295	0	295	0	0	0	0
Age							
21-24	7	0	7	0	0	0	0
25-34	101	0	101	0	0	0	0
35-44	305	0	305	0	0	0	0
45-54	68	0	68	0	0	0	0
55-64	11	0	11	0	0	0	0
65-74	1	0	1	0	0	0	0
75-84	1	0	1	0	0	0	0
Race							
White	450	0	450	0	0	0	0
Black	6	0	6	0	0	0	0
Native American	26	0	26	0	0	0	0
Hispanic	12	0	12	0	0	0	0
Presenting Problem/Diagnosis							
Social Conditions	1	0	1	0	0	0	0
Substance Related	490	0	490	0	0	0	0
Deferred/No Diagnosis	3	0	3	0	0	0	0
County of Residence							
Atoka	1	0	1	0	0	0	0
Canadian	5	0	5	0	0	0	0
Cherokee	5	0	5	0	0	0	0
Choctaw	1	0	1	0	0	0	0
Cleveland	30	0	30	0	0	0	0
Comanche	1	0	1	0	0	0	0
Creek	5	0	5	0	0	0	0
Garvin	1	0	1	0	0	0	0
Grady	3	0	3	0	0	0	0
Mayes	2	0	2	0	0	0	0
McClain	1	0	1	0	0	0	0
Murray	1	0	1	0	0	0	0
Muskogee	3	0	3	0	0	0	0
Oklahoma	236	0	236	0	0	0	0
Okmulgee	1	0	1	0	0	0	0
Osage	2	0	2	0	0	0	0
Ottawa	1	0	1	0	0	0	0
Pawnee	3	0	3	0	0	0	0
Payne	1	0	1	0	0	0	0
Pontotoc	1	0	1	0	0	0	0
Pottawatomie	5	0	5	0	0	0	0
Rogers	3	0	3	0	0	0	0
Stephens	1	0	1	0	0	0	0
Tulsa	159	0	159	0	0	0	0
Wagoner	14	0	14	0	0	0	0
Washington	3	0	3	0	0	0	0
Washita	1	0	1	0	0	0	0

Notes: The same client may be counted in more than one category, e.g., clients can receive services under more than one contract source, in more than one "County of Residence," or may have multiple "Other Indicators." Please see Definition page for other considerations.

Oklahoma Department of Mental Health and Substance Abuse Services
Counts of Admitted Clients Served by Funding Source for Each Agency During FY1995
LIFE IMPROVEMENT CENTER

	Total	Funding Source					
		Mental Health	Substance Abuse	Domestic Violence	Residential Care	Medicaid	Other
Woodward	2	0	2	0	0	0	0
Out of State/Unknown	2	0	2	0	0	0	0
Other Indicators							
Deaf and Hearing Impaired	2	0	2	0	0	0	0
Dual Diagnosis	2	0	2	0	0	0	0
SMI (If ever)	71	0	71	0	0	0	0

Notes: The same client may be counted in more than one category, e.g., clients can receive services under more than one contract source, in more than one "County of Residence," or may have multiple "Other Indicators." Please see Definition page for other considerations.

Oklahoma Department of Mental Health and Substance Abuse Services
Counts of Admitted Clients Served by Funding Source for Each Agency During FY1995
LOGAN COUNTY YOUTH AND FAMILY SERVICES INC.

	Total	Funding Source					
		Mental Health	Substance Abuse	Domestic Violence	Residential Care	Medicaid	Other
Total							
Unduplicated Count	135	0	135	0	0	0	0
Sex							
Female	65	0	65	0	0	0	0
Male	70	0	70	0	0	0	0
Age							
05-17	60	0	60	0	0	0	0
18-20	3	0	3	0	0	0	0
21-24	12	0	12	0	0	0	0
25-34	26	0	26	0	0	0	0
35-44	20	0	20	0	0	0	0
45-54	11	0	11	0	0	0	0
55-64	2	0	2	0	0	0	0
65-74	1	0	1	0	0	0	0
Race							
White	111	0	111	0	0	0	0
Black	16	0	16	0	0	0	0
Native American	6	0	6	0	0	0	0
Hispanic	1	0	1	0	0	0	0
Asian	1	0	1	0	0	0	0
Presenting Problem/Diagnosis							
Alcohol Abuse	45	0	45	0	0	0	0
Mood Disorder	2	0	2	0	0	0	0
Social Conditions	62	0	62	0	0	0	0
Substance Related	24	0	24	0	0	0	0
Deferred/No Diagnosis	2	0	2	0	0	0	0
County of Residence							
Kay	1	0	1	0	0	0	0
Kingfisher	2	0	2	0	0	0	0
Logan	127	0	127	0	0	0	0
McCurtain	1	0	1	0	0	0	0
Oklahoma	4	0	4	0	0	0	0
Other Indicators							
Deaf and Hearing Impaired	3	0	3	0	0	0	0
Dual Diagnosis	4	0	4	0	0	0	0
Homeless	1	0	1	0	0	0	0
SMI (If ever)	10	0	10	0	0	0	0

Notes: The same client may be counted in more than one category, e.g., clients can receive services under more than one contract source, in more than one "County of Residence," or may have multiple "Other Indicators." Please see Definition page for other considerations.

Oklahoma Department of Mental Health and Substance Abuse Services

Counts of Admitted Clients Served by Funding Source for Each Agency During FY1995

MENTAL HEALTH SERVICES OF SOUTHERN OKLAHOMA

	Total	Funding Source					
		Mental Health	Substance Abuse	Domestic Violence	Residential Care	Medicaid	Other
Total							
Unduplicated Count	4,289	3,040	1,927	0	0	0	231
Sex							
Female	2,347	1,620	1,037	0	0	0	158
Male	1,942	1,420	890	0	0	0	73
Age							
0-04	99	94	0	0	0	0	8
05-17	776	757	3	0	0	0	54
18-20	179	154	46	0	0	0	20
21-24	293	237	101	0	0	0	23
25-34	892	655	436	0	0	0	62
35-44	972	608	563	0	0	0	48
45-54	593	330	400	0	0	0	14
55-64	296	124	228	0	0	0	1
65-74	131	48	105	0	0	0	1
75-84	48	25	36	0	0	0	0
85+	10	8	9	0	0	0	0
Race							
White	3,567	2,516	1,609	0	0	0	182
Black	256	161	145	0	0	0	7
Native American	368	289	136	0	0	0	34
Hispanic	88	68	30	0	0	0	8
Asian	10	6	7	0	0	0	0
Presenting Problem/Diagnosis							
Alcohol Abuse	276	238	176	0	0	0	9
Developmental Disorder	257	242	18	0	0	0	12
Mood Disorder	1,402	938	721	0	0	0	22
Non Alcohol/Drug Related Organic	89	39	67	0	0	0	1
Other Non-Psychotic	763	617	224	0	0	0	28
Other Psychotic	202	119	149	0	0	0	2
Personality Disorder	46	25	28	0	0	0	0
Schizophrenia	381	97	361	0	0	0	0
Social Conditions	655	536	34	0	0	0	152
Substance Related	215	186	149	0	0	0	5
Deferred/No Diagnosis	3	3	0	0	0	0	0
County of Residence							
Adair	3	3	1	0	0	0	0
Atoka	16	3	2	0	0	0	14
Blaine	2	2	1	0	0	0	0
Bryan	750	607	284	0	0	0	14
Canadian	1	1	1	0	0	0	0
Carter	918	650	344	0	0	0	114
Choctaw	9	6	7	0	0	0	0
Cleveland	4	3	2	0	0	0	0
Coal	19	8	1	0	0	0	15
Comanche	4	4	4	0	0	0	0
Custer	1	0	1	0	0	0	0
Garvin	439	267	222	0	0	0	24
Grady	3	3	3	0	0	0	0
Haskell	1	0	0	0	0	0	1

Notes: The same client may be counted in more than one category, e.g., clients can receive services under more than one contract source, in more than one "County of Residence," or may have multiple "Other Indicators." Please see Definition page for other considerations.

Oklahoma Department of Mental Health and Substance Abuse Services
Counts of Admitted Clients Served by Funding Source for Each Agency During FY1995
MENTAL HEALTH SERVICES OF SOUTHERN OKLAHOMA

	Funding Source						
	Total	Mental Health	Substance Abuse	Domestic Violence	Residential Care	Medicaid	Other
Hughes	5	4	3	0	0	0	0
Jefferson	10	9	1	0	0	0	0
Johnston	247	186	96	0	0	0	5
Latimer	1	1	1	0	0	0	0
Lincoln	4	3	4	0	0	0	0
Love	152	116	58	0	0	0	3
Marshall	256	217	111	0	0	0	7
McClain	5	5	1	0	0	0	0
McCurtain	2	2	2	0	0	0	0
Murray	284	192	127	0	0	0	10
Okfuskee	1	0	1	0	0	0	0
Oklahoma	10	9	8	0	0	0	0
Pittsburgh	1	1	0	0	0	0	0
Pontotoc	605	425	279	0	0	0	22
Pottawatomie	10	6	8	0	0	0	0
Pushmataha	3	1	2	0	0	0	1
Seminole	465	250	307	0	0	0	0
Stephens	32	31	30	0	0	0	0
Wagoner	2	2	0	0	0	0	1
Out of State/Unknown	24	23	15	0	0	0	0
Other Indicators							
Deaf and Hearing Impaired	28	17	13	0	0	0	1
Dual Diagnosis	598	452	349	0	0	0	7
Homeless	79	64	40	0	0	0	1
SED (6-17)	102	100	2	0	0	0	8
SMI (If ever)	1,965	881	1,598	0	0	0	28

Notes: The same client may be counted in more than one category, e.g., clients can receive services under more than one contract source, in more than one "County of Residence," or may have multiple "Other Indicators." Please see Definition page for other considerations.

Oklahoma Department of Mental Health and Substance Abuse Services
Counts of Admitted Clients Served by Funding Source for Each Agency During FY1995
METRO TULSA SUBSTANCE ABUSE SERVICES

	Total	Funding Source					
		Mental Health	Substance Abuse	Domestic Violence	Residential Care	Medicaid	Other
Total							
Unduplicated Count	1,234	4	1,234	0	0	0	1
Sex							
Female	336	0	336	0	0	0	0
Male	898	4	898	0	0	0	1
Age							
05-17	2	0	2	0	0	0	0
18-20	39	1	39	0	0	0	0
21-24	107	0	107	0	0	0	0
25-34	526	1	526	0	0	0	0
35-44	390	1	390	0	0	0	1
45-54	137	1	137	0	0	0	0
55-64	29	0	29	0	0	0	0
65-74	3	0	3	0	0	0	0
75-84	1	0	1	0	0	0	0
Race							
White	626	1	626	0	0	0	0
Black	461	2	461	0	0	0	1
Native American	134	1	134	0	0	0	0
Hispanic	12	0	12	0	0	0	0
Asian	1	0	1	0	0	0	0
Presenting Problem/Diagnosis							
Alcohol Abuse	630	1	630	0	0	0	0
Social Conditions	11	0	11	0	0	0	0
Substance Related	592	3	592	0	0	0	1
Deferred/No Diagnosis	1	0	1	0	0	0	0
County of Residence							
Adair	5	0	5	0	0	0	0
Cherokee	20	0	20	0	0	0	0
Choctaw	1	0	1	0	0	0	0
Cleveland	2	0	2	0	0	0	0
Comanche	1	0	1	0	0	0	0
Craig	5	0	5	0	0	0	0
Creek	37	0	37	0	0	0	0
Delaware	8	0	8	0	0	0	0
Dewey	1	0	1	0	0	0	0
Haskell	1	0	1	0	0	0	0
Hughes	1	0	1	0	0	0	0
Kay	1	0	1	0	0	0	0
Latimer	1	0	1	0	0	0	0
LeFlore	4	0	4	0	0	0	0
Lincoln	2	0	2	0	0	0	0
Mayes	16	0	16	0	0	0	0
McCurtain	6	0	6	0	0	0	0
McIntosh	6	0	6	0	0	0	0
Murray	1	0	1	0	0	0	0
Muskogee	26	1	26	0	0	0	0
Nowata	4	0	4	0	0	0	0
Okfuskee	5	0	5	0	0	0	0
Oklahoma	3	0	3	0	0	0	0

Notes: The same client may be counted in more than one category, e.g., clients can receive services under more than one contract source, in more than one "County of Residence," or may have multiple "Other Indicators." Please see Definition page for other considerations.

Oklahoma Department of Mental Health and Substance Abuse Services
Counts of Admitted Clients Served by Funding Source for Each Agency During FY1995
METRO TULSA SUBSTANCE ABUSE SERVICES

	Funding Source						
	Total	Mental Health	Substance Abuse	Domestic Violence	Residential Care	Medicaid	Other
Okmulgee	40	0	40	0	0	0	0
Osage	12	0	12	0	0	0	0
Ottawa	13	0	13	0	0	0	0
Pawnee	3	0	3	0	0	0	0
Payne	5	0	5	0	0	0	0
Pittsburgh	6	0	6	0	0	0	0
Pottawatomie	1	0	1	0	0	0	0
Rogers	25	0	25	0	0	0	0
Seminole	1	0	1	0	0	0	0
Sequoyah	12	0	12	0	0	0	0
Tulsa	911	3	911	0	0	0	1
Wagoner	24	0	24	0	0	0	0
Washington	17	0	17	0	0	0	0
Woodward	1	0	1	0	0	0	0
Out of State/Unknown	6	0	6	0	0	0	0
Other Indicators							
Deaf and Hearing Impaired	2	0	2	0	0	0	0
Dual Diagnosis	1	0	1	0	0	0	0
Homeless	223	0	223	0	0	0	0
SMI (If ever)	251	1	251	0	0	0	1

Notes: The same client may be counted in more than one category, e.g., clients can receive services under more than one contract source, in more than one "County of Residence," or may have multiple "Other Indicators." Please see Definition page for other considerations.

Oklahoma Department of Mental Health and Substance Abuse Services
Counts of Admitted Clients Served by Funding Source for Each Agency During FY1995
MILLER COZY HOME, INC.

	Total	Funding Source					
		Mental Health	Substance Abuse	Domestic Violence	Residential Care	Medicaid	Other
Total							
Unduplicated Count	52	0	0	0	52	0	0
Sex							
Female	28	0	0	0	28	0	0
Male	24	0	0	0	24	0	0
Age							
25-34	1	0	0	0	1	0	0
35-44	9	0	0	0	9	0	0
45-54	14	0	0	0	14	0	0
55-64	11	0	0	0	11	0	0
65-74	12	0	0	0	12	0	0
75-84	5	0	0	0	5	0	0
Race							
White	38	0	0	0	38	0	0
Black	10	0	0	0	10	0	0
Native American	4	0	0	0	4	0	0
Presenting Problem/Diagnosis							
Developmental Disorder	6	0	0	0	6	0	0
Mood Disorder	22	0	0	0	22	0	0
Other Psychotic	4	0	0	0	4	0	0
Social Conditions	10	0	0	0	10	0	0
Deferred/No Diagnosis	10	0	0	0	10	0	0
County of Residence							
Craig	50	0	0	0	50	0	0
Oklahoma	1	0	0	0	1	0	0
Washington	1	0	0	0	1	0	0
Other Indicators							
Deaf and Hearing Impaired	1	0	0	0	1	0	0
Dual Diagnosis	1	0	0	0	1	0	0
Homeless	3	0	0	0	3	0	0
SMI (If ever)	52	0	0	0	52	0	0

Notes: The same client may be counted in more than one category, e.g., clients can receive services under more than one contract source, in more than one "County of Residence," or may have multiple "Other Indicators." Please see Definition page for other considerations.

Oklahoma Department of Mental Health and Substance Abuse Services

Counts of Admitted Clients Served by Funding Source for Each Agency During FY1995

MONARCH, INC.

		Funding Source						
		Total	Mental Health	Substance Abuse	Domestic Violence	Residential Care	Medicaid	Other
Total	Unduplicated Count	372	0	372	0	0	0	8
Sex	Female	351	0	351	0	0	0	8
	Male	21	0	21	0	0	0	0
Age	0-04	15	0	15	0	0	0	0
	18-20	12	0	12	0	0	0	0
	21-24	49	0	49	0	0	0	0
	25-34	170	0	170	0	0	0	5
	35-44	91	0	91	0	0	0	3
	45-54	28	0	28	0	0	0	0
	55-64	7	0	7	0	0	0	0
Race	White	215	0	215	0	0	0	4
	Black	89	0	89	0	0	0	3
	Native American	64	0	64	0	0	0	1
	Hispanic	4	0	4	0	0	0	0
Presenting Problem/Diagnosis	Alcohol Abuse	87	0	87	0	0	0	2
	Mood Disorder	1	0	1	0	0	0	0
	Social Conditions	16	0	16	0	0	0	0
	Substance Related	268	0	268	0	0	0	6
County of Residence	Adair	2	0	2	0	0	0	0
	Atoka	1	0	1	0	0	0	0
	Beckham	2	0	2	0	0	0	0
	Canadian	3	0	3	0	0	0	0
	Carter	2	0	2	0	0	0	0
	Cherokee	11	0	11	0	0	0	0
	Choctaw	8	0	8	0	0	0	0
	Cleveland	4	0	4	0	0	0	0
	Comanche	3	0	3	0	0	0	0
	Craig	1	0	1	0	0	0	0
	Creek	6	0	6	0	0	0	0
	Custer	1	0	1	0	0	0	0
	Delaware	3	0	3	0	0	0	0
	Garfield	3	0	3	0	0	0	0
	Haskell	4	0	4	0	0	0	1
	Hughes	2	0	2	0	0	0	0
	Jackson	2	0	2	0	0	0	0
	Jefferson	1	0	1	0	0	0	0
	Kay	3	0	3	0	0	0	0
	Latimer	2	0	2	0	0	0	0
	LeFlore	8	0	8	0	0	0	0
	Lincoln	3	0	3	0	0	0	0
	Logan	1	0	1	0	0	0	0
	Mayes	5	0	5	0	0	0	0
	McCurtain	14	0	14	0	0	0	0
	McIntosh	7	0	7	0	0	0	1

Notes: The same client may be counted in more than one category, e.g., clients can receive services under more than one contract source, in more than one "County of Residence," or may have multiple "Other Indicators." Please see Definition page for other considerations.

Oklahoma Department of Mental Health and Substance Abuse Services
Counts of Admitted Clients Served by Funding Source for Each Agency During FY1995
MONARCH, INC.

	Funding Source						
	Total	Mental Health	Substance Abuse	Domestic Violence	Residential Care	Medicaid	Other
Murray	1	0	1	0	0	0	0
Muskogee	71	0	71	0	0	0	1
Noble	4	0	4	0	0	0	0
Nowata	2	0	2	0	0	0	0
Okfuskee	2	0	2	0	0	0	0
Oklahoma	33	0	33	0	0	0	0
Okmulgee	8	0	8	0	0	0	2
Osage	2	0	2	0	0	0	0
Ottawa	6	0	6	0	0	0	0
Pawnee	1	0	1	0	0	0	0
Payne	6	0	6	0	0	0	0
Pittsburgh	10	0	10	0	0	0	0
Pontotoc	1	0	1	0	0	0	0
Rogers	8	0	8	0	0	0	0
Seminole	4	0	4	0	0	0	0
Sequoyah	6	0	6	0	0	0	0
Stephens	1	0	1	0	0	0	0
Tillman	13	0	13	0	0	0	0
Tulsa	50	0	50	0	0	0	1
Wagoner	10	0	10	0	0	0	0
Washington	22	0	22	0	0	0	2
Washita	1	0	1	0	0	0	0
Out of State/Unknown	8	0	8	0	0	0	0
Other Indicators							
Dual Diagnosis	2	0	2	0	0	0	0
Homeless	19	0	19	0	0	0	0
SMI (If ever)	105	0	105	0	0	0	4

Notes: The same client may be counted in more than one category, e.g., clients can receive services under more than one contract source, in more than one "County of Residence," or may have multiple "Other Indicators." Please see Definition page for other considerations.

Oklahoma Department of Mental Health and Substance Abuse Services

Counts of Admitted Clients Served by Funding Source for Each Agency During FY1995

MOORE ALCOHOL AND DRUG CENTER

		Funding Source						
		Total	Mental Health	Substance Abuse	Domestic Violence	Residential Care	Medicaid Other	
Total	Unduplicated Count	378	0	378	0	0	0	0
Sex	Female	219	0	219	0	0	0	0
	Male	159	0	159	0	0	0	0
Age	0-04	2	0	2	0	0	0	0
	05-17	163	0	163	0	0	0	0
	18-20	15	0	15	0	0	0	0
	21-24	27	0	27	0	0	0	0
	25-34	82	0	82	0	0	0	0
	35-44	60	0	60	0	0	0	0
	45-54	25	0	25	0	0	0	0
	55-64	4	0	4	0	0	0	0
Race	White	342	0	342	0	0	0	0
	Black	9	0	9	0	0	0	0
	Native American	13	0	13	0	0	0	0
	Hispanic	10	0	10	0	0	0	0
	Asian	4	0	4	0	0	0	0
Presenting Problem/Diagnosis	Alcohol Abuse	62	0	62	0	0	0	0
	Mood Disorder	1	0	1	0	0	0	0
	Social Conditions	213	0	213	0	0	0	0
	Substance Related	102	0	102	0	0	0	0
County of Residence	Caddo	1	0	1	0	0	0	0
	Canadian	1	0	1	0	0	0	0
	Cleveland	290	0	290	0	0	0	0
	Grady	6	0	6	0	0	0	0
	McClain	2	0	2	0	0	0	0
	Oklahoma	77	0	77	0	0	0	0
	Payne	1	0	1	0	0	0	0
Other Indicators	Dual Diagnosis	39	0	39	0	0	0	0
	Homeless	2	0	2	0	0	0	0
	SMI (If ever)	25	0	25	0	0	0	0

Notes: The same client may be counted in more than one category, e.g., clients can receive services under more than one contract source, in more than one "County of Residence," or may have multiple "Other Indicators." Please see Definition page for other considerations.

Oklahoma Department of Mental Health and Substance Abuse Services
Counts of Admitted Clients Served by Funding Source for Each Agency During FY1995
MUSKOGEE CO COUNCIL YTH SV

		Funding Source						
		Total	Mental Health	Substance Abuse	Domestic Violence	Residential Care	Medicaid	Other
Total	Unduplicated Count	34	0	34	0	0	0	0
Sex	Female	13	0	13	0	0	0	0
	Male	21	0	21	0	0	0	0
Age	05-17	25	0	25	0	0	0	0
	18-20	1	0	1	0	0	0	0
	21-24	1	0	1	0	0	0	0
	25-34	4	0	4	0	0	0	0
	35-44	3	0	3	0	0	0	0
Race	White	17	0	17	0	0	0	0
	Black	4	0	4	0	0	0	0
	Native American	10	0	10	0	0	0	0
	Hispanic	3	0	3	0	0	0	0
Presenting Problem/Diagnosis	Alcohol Abuse	10	0	10	0	0	0	0
	Social Conditions	2	0	2	0	0	0	0
	Substance Related	22	0	22	0	0	0	0
County of Residence	Cherokee	2	0	2	0	0	0	0
	Muskogee	22	0	22	0	0	0	0
	Tulsa	1	0	1	0	0	0	0
	Wagoner	8	0	8	0	0	0	0
	Washington	1	0	1	0	0	0	0
Other Indicators	Homeless	2	0	2	0	0	0	0
	SMI (If ever)	2	0	2	0	0	0	0

Notes: The same client may be counted in more than one category, e.g., clients can receive services under more than one contract source, in more than one "County of Residence," or may have multiple "Other Indicators." Please see Definition page for other considerations.

Oklahoma Department of Mental Health and Substance Abuse Services

Counts of Admitted Clients Served by Funding Source for Each Agency During FY1995

N.E. OK COUNCIL ON ALCOHOLISM

	Total	Funding Source					
		Mental Health	Substance Abuse	Domestic Violence	Residential Care	Medicaid	Other
Total							
Unduplicated Count	631	0	631	0	0	0	0
Sex							
Female	273	0	273	0	0	0	0
Male	358	0	358	0	0	0	0
Age							
0-04	35	0	35	0	0	0	0
05-17	251	0	251	0	0	0	0
18-20	25	0	25	0	0	0	0
21-24	41	0	41	0	0	0	0
25-34	134	0	134	0	0	0	0
35-44	99	0	99	0	0	0	0
45-54	28	0	28	0	0	0	0
55-64	9	0	9	0	0	0	0
65-74	3	0	3	0	0	0	0
75-84	5	0	5	0	0	0	0
85+	1	0	1	0	0	0	0
Race							
White	471	0	471	0	0	0	0
Black	13	0	13	0	0	0	0
Native American	132	0	132	0	0	0	0
Hispanic	13	0	13	0	0	0	0
Asian	2	0	2	0	0	0	0
Presenting Problem/Diagnosis							
Alcohol Abuse	107	0	107	0	0	0	0
Developmental Disorder	81	0	81	0	0	0	0
Mood Disorder	111	0	111	0	0	0	0
Non Alcohol/Drug Related Organic	3	0	3	0	0	0	0
Other Non-Psychotic	153	0	153	0	0	0	0
Other Psychotic	5	0	5	0	0	0	0
Personality Disorder	6	0	6	0	0	0	0
Schizophrenia	2	0	2	0	0	0	0
Social Conditions	60	0	60	0	0	0	0
Substance Related	85	0	85	0	0	0	0
Deferred/No Diagnosis	18	0	18	0	0	0	0
County of Residence							
Cherokee	6	0	6	0	0	0	0
Choctaw	2	0	2	0	0	0	0
Cleveland	1	0	1	0	0	0	0
Coal	3	0	3	0	0	0	0
Craig	24	0	24	0	0	0	0
Creek	2	0	2	0	0	0	0
Delaware	97	0	97	0	0	0	0
Greer	1	0	1	0	0	0	0
Haskell	2	0	2	0	0	0	0
Hughes	1	0	1	0	0	0	0
Johnston	1	0	1	0	0	0	0
Kay	1	0	1	0	0	0	0
Latimer	1	0	1	0	0	0	0
Mayes	62	0	62	0	0	0	0

Notes: The same client may be counted in more than one category, e.g., clients can receive services under more than one contract source, in more than one "County of Residence," or may have multiple "Other Indicators." Please see Definition page for other considerations.

Oklahoma Department of Mental Health and Substance Abuse Services
Counts of Admitted Clients Served by Funding Source for Each Agency During FY1995
N.E. OK COUNCIL ON ALCOHOLISM

	Funding Source						
	Total	Mental Health	Substance Abuse	Domestic Violence	Residential Care	Medicaid	Other
McCurtain	5	0	5	0	0	0	0
McIntosh	4	0	4	0	0	0	0
Muskogee	7	0	7	0	0	0	0
Nowata	1	0	1	0	0	0	0
Oklahoma	4	0	4	0	0	0	0
Okmulgee	12	0	12	0	0	0	0
Osage	2	0	2	0	0	0	0
Ottawa	318	0	318	0	0	0	0
Pawnee	1	0	1	0	0	0	0
Payne	1	0	1	0	0	0	0
Pittsburgh	8	0	8	0	0	0	0
Pontotoc	1	0	1	0	0	0	0
Rogers	18	0	18	0	0	0	0
Seminole	1	0	1	0	0	0	0
Sequoyah	1	0	1	0	0	0	0
Tulsa	28	0	28	0	0	0	0
Washington	3	0	3	0	0	0	0
Washita	1	0	1	0	0	0	0
Out of State/Unknown	11	0	11	0	0	0	0
Other Indicators							
Deaf and Hearing Impaired	2	0	2	0	0	0	0
Dual Diagnosis	17	0	17	0	0	0	0
Homeless	20	0	20	0	0	0	0
SED (6-17)	47	0	47	0	0	0	0
SMI (If ever)	73	0	73	0	0	0	0

Notes: The same client may be counted in more than one category, e.g., clients can receive services under more than one contract source, in more than one "County of Residence," or may have multiple "Other Indicators." Please see Definition page for other considerations.

Oklahoma Department of Mental Health and Substance Abuse Services

Counts of Admitted Clients Served by Funding Source for Each Agency During FY1995

N.W. DOMESTIC CRISIS SERVICES

	Total	Funding Source					
		Mental Health	Substance Abuse	Domestic Violence	Residential Care	Medicaid	Other
Total							
Unduplicated Count	169	0	0	169	0	0	0
Sex							
Female	122	0	0	122	0	0	0
Male	47	0	0	47	0	0	0
Age							
0-04	26	0	0	26	0	0	0
05-17	34	0	0	34	0	0	0
18-20	7	0	0	7	0	0	0
21-24	22	0	0	22	0	0	0
25-34	42	0	0	42	0	0	0
35-44	29	0	0	29	0	0	0
45-54	8	0	0	8	0	0	0
55-64	1	0	0	1	0	0	0
Race							
White	139	0	0	139	0	0	0
Black	3	0	0	3	0	0	0
Native American	6	0	0	6	0	0	0
Hispanic	21	0	0	21	0	0	0
Presenting Problem/Diagnosis							
Developmental Disorder	2	0	0	2	0	0	0
Social Conditions	155	0	0	155	0	0	0
Deferred/No Diagnosis	12	0	0	12	0	0	0
County of Residence							
Beaver	1	0	0	1	0	0	0
Blaine	1	0	0	1	0	0	0
Cimarron	2	0	0	2	0	0	0
Coal	1	0	0	1	0	0	0
Dewey	3	0	0	3	0	0	0
Ellis	7	0	0	7	0	0	0
Garfield	4	0	0	4	0	0	0
Harper	2	0	0	2	0	0	0
Lincoln	1	0	0	1	0	0	0
Major	2	0	0	2	0	0	0
Texas	22	0	0	22	0	0	0
Tulsa	1	0	0	1	0	0	0
Woods	1	0	0	1	0	0	0
Woodward	106	0	0	106	0	0	0
Out of State/Unknown	15	0	0	15	0	0	0
Other Indicators							
Deaf and Hearing Impaired	1	0	0	1	0	0	0
Homeless	7	0	0	7	0	0	0
SMI (If ever)	19	0	0	19	0	0	0

Notes: The same client may be counted in more than one category, e.g., clients can receive services under more than one contract source, in more than one "County of Residence," or may have multiple "Other Indicators." Please see Definition page for other considerations.

Oklahoma Department of Mental Health and Substance Abuse Services
Counts of Admitted Clients Served by Funding Source for Each Agency During FY1995
N.W. FAMILY SERVICES, INC.

	Total	Funding Source					
		Mental Health	Substance Abuse	Domestic Violence	Residential Care	Medicaid	Other
Total							
Unduplicated Count	40	0	40	0	0	0	0
Sex							
Female	22	0	22	0	0	0	0
Male	18	0	18	0	0	0	0
Age							
05-17	1	0	1	0	0	0	0
18-20	5	0	5	0	0	0	0
21-24	9	0	9	0	0	0	0
25-34	16	0	16	0	0	0	0
35-44	5	0	5	0	0	0	0
45-54	1	0	1	0	0	0	0
55-64	2	0	2	0	0	0	0
65-74	1	0	1	0	0	0	0
Race							
White	37	0	37	0	0	0	0
Black	1	0	1	0	0	0	0
Native American	2	0	2	0	0	0	0
Presenting Problem/Diagnosis							
Alcohol Abuse	20	0	20	0	0	0	0
Social Conditions	8	0	8	0	0	0	0
Substance Related	12	0	12	0	0	0	0
County of Residence							
Alfalfa	10	0	10	0	0	0	0
Garfield	1	0	1	0	0	0	0
Greer	1	0	1	0	0	0	0
Major	2	0	2	0	0	0	0
Woods	20	0	20	0	0	0	0
Out of State/Unknown	6	0	6	0	0	0	0
Other Indicators							
SMI (If ever)	3	0	3	0	0	0	0

Notes: The same client may be counted in more than one category, e.g., clients can receive services under more than one contract source, in more than one "County of Residence," or may have multiple "Other Indicators." Please see Definition page for other considerations.

Oklahoma Department of Mental Health and Substance Abuse Services

Counts of Admitted Clients Served by Funding Source for Each Agency During FY1995

NAIC CENTER OF OKLAHOMA ALCOHOL & DRUG SERVICES, INC.

	Total	Funding Source					Other
		Mental Health	Substance Abuse	Domestic Violence	Residential Care	Medicaid	
Total							
Unduplicated Count	708	0	589	0	0	0	120
Sex							
Female	288	0	288	0	0	0	0
Male	420	0	301	0	0	0	120
Age							
05-17	122	0	121	0	0	0	1
18-20	45	0	39	0	0	0	6
21-24	69	0	56	0	0	0	14
25-34	183	0	129	0	0	0	54
35-44	189	0	160	0	0	0	29
45-54	81	0	68	0	0	0	13
55-64	15	0	13	0	0	0	2
65-74	4	0	3	0	0	0	1
Race							
White	558	0	489	0	0	0	69
Black	54	0	20	0	0	0	34
Native American	58	0	51	0	0	0	8
Hispanic	33	0	25	0	0	0	8
Asian	5	0	4	0	0	0	1
Presenting Problem/Diagnosis							
Alcohol Abuse	177	0	155	0	0	0	22
Social Conditions	147	0	147	0	0	0	0
Substance Related	384	0	287	0	0	0	98
County of Residence							
Canadian	1	0	1	0	0	0	0
Cleveland	643	0	524	0	0	0	120
Coal	1	0	1	0	0	0	0
Comanche	1	0	1	0	0	0	0
Cotton	2	0	2	0	0	0	0
Garvin	3	0	3	0	0	0	0
Grady	3	0	3	0	0	0	0
McClain	27	0	27	0	0	0	0
Oklahoma	22	0	22	0	0	0	0
Pontotoc	3	0	3	0	0	0	0
Pottawatomie	2	0	2	0	0	0	0
Other Indicators							
Deaf and Hearing Impaired	1	0	1	0	0	0	0
Dual Diagnosis	4	0	4	0	0	0	0
Homeless	17	0	17	0	0	0	0
SMI (If ever)	78	0	71	0	0	0	7

Notes: The same client may be counted in more than one category, e.g., clients can receive services under more than one contract source, in more than one "County of Residence," or may have multiple "Other Indicators." Please see Definition page for other considerations.

Oklahoma Department of Mental Health and Substance Abuse Services
Counts of Admitted Clients Served by Funding Source for Each Agency During FY1995
NATIVE AMERICAN CENTER OF RECOVERY

		Funding Source						
		Total	Mental Health	Substance Abuse	Domestic Violence	Residential Care	Medicaid	Other
Total	Unduplicated Count	36	0	36	0	0	0	0
Sex	Female	27	0	27	0	0	0	0
	Male	9	0	9	0	0	0	0
Age	18-20	2	0	2	0	0	0	0
	21-24	7	0	7	0	0	0	0
	25-34	13	0	13	0	0	0	0
	35-44	14	0	14	0	0	0	0
Race	Black	1	0	1	0	0	0	0
	Native American	35	0	35	0	0	0	0
Presenting Problem/Diagnosis	Alcohol Abuse	17	0	17	0	0	0	0
	Developmental Disorder	2	0	2	0	0	0	0
	Other Psychotic	1	0	1	0	0	0	0
	Social Conditions	2	0	2	0	0	0	0
	Substance Related	14	0	14	0	0	0	0
County of Residence	Lincoln	1	0	1	0	0	0	0
	McClain	1	0	1	0	0	0	0
	Oklahoma	4	0	4	0	0	0	0
	Pottawatomie	29	0	29	0	0	0	0
	Seminole	1	0	1	0	0	0	0
Other Indicators	Dual Diagnosis	3	0	3	0	0	0	0
	Homeless	6	0	6	0	0	0	0
	SMI (If ever)	4	0	4	0	0	0	0

Notes: The same client may be counted in more than one category, e.g., clients can receive services under more than one contract source, in more than one "County of Residence," or may have multiple "Other Indicators." Please see Definition page for other considerations.

Oklahoma Department of Mental Health and Substance Abuse Services

Counts of Admitted Clients Served by Funding Source for Each Agency During FY1995

NEW DIRECTIONS, INC.

	Total	Funding Source					
		Mental Health	Substance Abuse	Domestic Violence	Residential Care	Medicaid	Other
Total							
Unduplicated Count	619	1	0	619	0	0	0
Sex							
Female	461	1	0	461	0	0	0
Male	158	0	0	158	0	0	0
Age							
0-04	131	0	0	131	0	0	0
05-17	183	0	0	183	0	0	0
18-20	33	0	0	33	0	0	0
21-24	43	0	0	43	0	0	0
25-34	117	1	0	117	0	0	0
35-44	88	0	0	88	0	0	0
45-54	22	0	0	22	0	0	0
55-64	2	0	0	2	0	0	0
Race							
White	297	0	0	297	0	0	0
Black	181	1	0	181	0	0	0
Native American	78	0	0	78	0	0	0
Hispanic	55	0	0	55	0	0	0
Asian	8	0	0	8	0	0	0
Presenting Problem/Diagnosis							
Developmental Disorder	3	0	0	3	0	0	0
Social Conditions	579	1	0	579	0	0	0
Deferred/No Diagnosis	37	0	0	37	0	0	0
County of Residence							
Caddo	29	0	0	29	0	0	0
Canadian	3	0	0	3	0	0	0
Carter	5	0	0	5	0	0	0
Cleveland	4	0	0	4	0	0	0
Comanche	421	1	0	421	0	0	0
Cotton	7	0	0	7	0	0	0
Garfield	2	0	0	2	0	0	0
Garvin	1	0	0	1	0	0	0
Grady	15	0	0	15	0	0	0
Jackson	4	0	0	4	0	0	0
Jefferson	6	0	0	6	0	0	0
Kiowa	4	0	0	4	0	0	0
Muskogee	5	0	0	5	0	0	0
Oklahoma	6	0	0	6	0	0	0
Osage	4	0	0	4	0	0	0
Pittsburgh	1	0	0	1	0	0	0
Pontotoc	1	0	0	1	0	0	0
Pottawatomie	5	0	0	5	0	0	0
Sequoyah	1	0	0	1	0	0	0
Stephens	35	0	0	35	0	0	0
Texas	1	0	0	1	0	0	0
Tillman	10	0	0	10	0	0	0
Wagoner	4	0	0	4	0	0	0
Washita	1	0	0	1	0	0	0
Out of State/Unknown	44	0	0	44	0	0	0

Notes: The same client may be counted in more than one category, e.g., clients can receive services under more than one contract source, in more than one "County of Residence," or may have multiple "Other Indicators." Please see Definition page for other considerations.

Oklahoma Department of Mental Health and Substance Abuse Services
Counts of Admitted Clients Served by Funding Source for Each Agency During FY1995
NEW DIRECTIONS, INC.

	Funding Source						
	Total	Mental Health	Substance Abuse	Domestic Violence	Residential Care	Medicaid	Other
Other Indicators							
Deaf and Hearing Impaired	1	0	0	1	0	0	0
Homeless	81	0	0	81	0	0	0
SMI (If ever)	28	0	0	28	0	0	0

Notes: The same client may be counted in more than one category, e.g., clients can receive services under more than one contract source, in more than one "County of Residence," or may have multiple "Other Indicators." Please see Definition page for other considerations.

Oklahoma Department of Mental Health and Substance Abuse Services

Counts of Admitted Clients Served by Funding Source for Each Agency During FY1995

NEW HOPE OF MANGUM

	Total	Funding Source					
		Mental Health	Substance Abuse	Domestic Violence	Residential Care	Medicaid	Other
Total							
Unduplicated Count	376	0	376	0	0	0	0
Sex							
Female	126	0	126	0	0	0	0
Male	250	0	250	0	0	0	0
Age							
05-17	3	0	3	0	0	0	0
18-20	25	0	25	0	0	0	0
21-24	34	0	34	0	0	0	0
25-34	173	0	173	0	0	0	0
35-44	107	0	107	0	0	0	0
45-54	28	0	28	0	0	0	0
55-64	6	0	6	0	0	0	0
Race							
White	264	0	264	0	0	0	0
Black	55	0	55	0	0	0	0
Native American	22	0	22	0	0	0	0
Hispanic	35	0	35	0	0	0	0
Presenting Problem/Diagnosis							
Alcohol Abuse	162	0	162	0	0	0	0
Social Conditions	2	0	2	0	0	0	0
Substance Related	212	0	212	0	0	0	0
County of Residence							
Atoka	3	0	3	0	0	0	0
Beckham	24	0	24	0	0	0	0
Blaine	2	0	2	0	0	0	0
Bryan	1	0	1	0	0	0	0
Caddo	12	0	12	0	0	0	0
Canadian	3	0	3	0	0	0	0
Carter	3	0	3	0	0	0	0
Choctaw	1	0	1	0	0	0	0
Cleveland	5	0	5	0	0	0	0
Comanche	53	0	53	0	0	0	0
Cotton	4	0	4	0	0	0	0
Creek	1	0	1	0	0	0	0
Custer	2	0	2	0	0	0	0
Garfield	2	0	2	0	0	0	0
Garvin	1	0	1	0	0	0	0
Grady	12	0	12	0	0	0	0
Greer	28	0	28	0	0	0	0
Harmon	11	0	11	0	0	0	0
Jackson	63	0	63	0	0	0	0
Jefferson	3	0	3	0	0	0	0
Johnston	1	0	1	0	0	0	0
Kay	1	0	1	0	0	0	0
Kiowa	14	0	14	0	0	0	0
Love	1	0	1	0	0	0	0
McClain	1	0	1	0	0	0	0
Noble	1	0	1	0	0	0	0
Oklahoma	24	0	24	0	0	0	0

Notes: The same client may be counted in more than one category, e.g., clients can receive services under more than one contract source, in more than one "County of Residence," or may have multiple "Other Indicators." Please see Definition page for other considerations.

Oklahoma Department of Mental Health and Substance Abuse Services
Counts of Admitted Clients Served by Funding Source for Each Agency During FY1995
NEW HOPE OF MANGUM

	Funding Source						
	Total	Mental Health	Substance Abuse	Domestic Violence	Residential Care	Medicaid	Other
Okmulgee	1	0	1	0	0	0	0
Pawnee	1	0	1	0	0	0	0
Payne	1	0	1	0	0	0	0
Pontotoc	3	0	3	0	0	0	0
Pottawatomie	2	0	2	0	0	0	0
Roger Mills	2	0	2	0	0	0	0
Rogers	1	0	1	0	0	0	0
Seminole	1	0	1	0	0	0	0
Stephens	45	0	45	0	0	0	0
Tillman	9	0	9	0	0	0	0
Tulsa	17	0	17	0	0	0	0
Washita	12	0	12	0	0	0	0
Out of State/Unknown	4	0	4	0	0	0	0
Other Indicators							
Deaf and Hearing Impaired	2	0	2	0	0	0	0
Homeless	36	0	36	0	0	0	0
SMI (If ever)	49	0	49	0	0	0	0

Notes: The same client may be counted in more than one category, e.g., clients can receive services under more than one contract source, in more than one "County of Residence," or may have multiple "Other Indicators." Please see Definition page for other considerations.

Oklahoma Department of Mental Health and Substance Abuse Services

Counts of Admitted Clients Served by Funding Source for Each Agency During FY1995

NORMAN ALCOHOL AND DRUG TREATMENT CENTER

	Total	Funding Source					
		Mental Health	Substance Abuse	Domestic Violence	Residential Care	Medicaid	Other
Total							
Unduplicated Count	1,257	0	1,257	0	0	0	0
Sex							
Female	312	0	312	0	0	0	0
Male	945	0	945	0	0	0	0
Age							
05-17	1	0	1	0	0	0	0
18-20	47	0	47	0	0	0	0
21-24	91	0	91	0	0	0	0
25-34	459	0	459	0	0	0	0
35-44	470	0	470	0	0	0	0
45-54	142	0	142	0	0	0	0
55-64	42	0	42	0	0	0	0
65-74	4	0	4	0	0	0	0
75-84	1	0	1	0	0	0	0
Race							
White	901	0	901	0	0	0	0
Black	187	0	187	0	0	0	0
Native American	151	0	151	0	0	0	0
Hispanic	16	0	16	0	0	0	0
Asian	2	0	2	0	0	0	0
Presenting Problem/Diagnosis							
Alcohol Abuse	658	0	658	0	0	0	0
Substance Related	599	0	599	0	0	0	0
County of Residence							
Adair	1	0	1	0	0	0	0
Alfalfa	1	0	1	0	0	0	0
Atoka	3	0	3	0	0	0	0
Beckham	7	0	7	0	0	0	0
Blaine	4	0	4	0	0	0	0
Bryan	19	0	19	0	0	0	0
Caddo	10	0	10	0	0	0	0
Canadian	21	0	21	0	0	0	0
Carter	54	0	54	0	0	0	0
Cherokee	3	0	3	0	0	0	0
Choctaw	1	0	1	0	0	0	0
Cleveland	212	0	212	0	0	0	0
Coal	3	0	3	0	0	0	0
Comanche	15	0	15	0	0	0	0
Cotton	2	0	2	0	0	0	0
Craig	2	0	2	0	0	0	0
Creek	3	0	3	0	0	0	0
Custer	8	0	8	0	0	0	0
Delaware	3	0	3	0	0	0	0
Ellis	2	0	2	0	0	0	0
Garfield	4	0	4	0	0	0	0
Garvin	26	0	26	0	0	0	0
Grady	35	0	35	0	0	0	0
Greer	1	0	1	0	0	0	0
Harmon	1	0	1	0	0	0	0

Notes: The same client may be counted in more than one category, e.g., clients can receive services under more than one contract source, in more than one "County of Residence," or may have multiple "Other Indicators." Please see Definition page for other considerations.

Oklahoma Department of Mental Health and Substance Abuse Services

Counts of Admitted Clients Served by Funding Source for Each Agency During FY1995

NORMAN ALCOHOL AND DRUG TREATMENT CENTER

	Funding Source						
	Total	Mental Health	Substance Abuse	Domestic Violence	Residential Care	Medicaid	Other
Hughes	8	0	8	0	0	0	0
Jackson	5	0	5	0	0	0	0
Johnston	3	0	3	0	0	0	0
Kay	13	0	13	0	0	0	0
Kingfisher	2	0	2	0	0	0	0
Kiowa	3	0	3	0	0	0	0
LeFlore	2	0	2	0	0	0	0
Lincoln	5	0	5	0	0	0	0
Logan	13	0	13	0	0	0	0
Love	3	0	3	0	0	0	0
Marshall	12	0	12	0	0	0	0
Mayes	1	0	1	0	0	0	0
McClain	12	0	12	0	0	0	0
McCurtain	5	0	5	0	0	0	0
McIntosh	6	0	6	0	0	0	0
Murray	8	0	8	0	0	0	0
Muskogee	11	0	11	0	0	0	0
Noble	5	0	5	0	0	0	0
Okfuskee	5	0	5	0	0	0	0
Oklahoma	502	0	502	0	0	0	0
Okmulgee	5	0	5	0	0	0	0
Osage	3	0	3	0	0	0	0
Ottawa	2	0	2	0	0	0	0
Payne	4	0	4	0	0	0	0
Pittsburgh	4	0	4	0	0	0	0
Pontotoc	20	0	20	0	0	0	0
Pottawatomie	45	0	45	0	0	0	0
Pushmataha	3	0	3	0	0	0	0
Roger Mills	1	0	1	0	0	0	0
Seminole	19	0	19	0	0	0	0
Stephens	10	0	10	0	0	0	0
Tillman	2	0	2	0	0	0	0
Tulsa	41	0	41	0	0	0	0
Wagoner	2	0	2	0	0	0	0
Washington	7	0	7	0	0	0	0
Washita	1	0	1	0	0	0	0
Woodward	7	0	7	0	0	0	0
Out of State/Unknown	16	0	16	0	0	0	0
Other Indicators							
Deaf and Hearing Impaired	21	0	21	0	0	0	0
Dual Diagnosis	173	0	173	0	0	0	0
Homeless	171	0	171	0	0	0	0
SMI (If ever)	493	0	493	0	0	0	0

Notes: The same client may be counted in more than one category, e.g., clients can receive services under more than one contract source, in more than one "County of Residence," or may have multiple "Other Indicators." Please see Definition page for other considerations.

Oklahoma Department of Mental Health and Substance Abuse Services

Counts of Admitted Clients Served by Funding Source for Each Agency During FY1995

NORTH CARE CENTER

	Total	Funding Source					
		Mental Health	Substance Abuse	Domestic Violence	Residential Care	Medicaid	Other
Total							
Unduplicated Count	1,502	1,029	851	0	0	0	0
Sex							
Female	876	605	507	0	0	0	0
Male	626	424	344	0	0	0	0
Age							
0-04	20	19	2	0	0	0	0
05-17	343	340	19	0	0	0	0
18-20	32	25	19	0	0	0	0
21-24	93	62	60	0	0	0	0
25-34	332	215	226	0	0	0	0
35-44	346	175	267	0	0	0	0
45-54	147	72	125	0	0	0	0
55-64	88	47	67	0	0	0	0
65-74	41	24	31	0	0	0	0
75-84	28	23	19	0	0	0	0
85+	32	27	16	0	0	0	0
Race							
White	1,029	687	618	0	0	0	0
Black	374	275	181	0	0	0	0
Native American	39	28	16	0	0	0	0
Hispanic	49	31	28	0	0	0	0
Asian	11	8	8	0	0	0	0
Presenting Problem/Diagnosis							
Alcohol Abuse	34	10	32	0	0	0	0
Developmental Disorder	137	133	13	0	0	0	0
Mood Disorder	606	393	392	0	0	0	0
Non Alcohol/Drug Related Organic	46	30	34	0	0	0	0
Other Non-Psychotic	293	248	113	0	0	0	0
Other Psychotic	80	25	74	0	0	0	0
Personality Disorder	10	5	10	0	0	0	0
Schizophrenia	158	60	152	0	0	0	0
Social Conditions	116	111	14	0	0	0	0
Substance Related	19	11	15	0	0	0	0
Deferred/No Diagnosis	3	3	2	0	0	0	0
County of Residence							
Canadian	1	1	0	0	0	0	0
Logan	2	2	0	0	0	0	0
McCurtain	1	1	0	0	0	0	0
Oklahoma	1,498	1,025	851	0	0	0	0
Other Indicators							
Deaf and Hearing Impaired	1	0	1	0	0	0	0
Dual Diagnosis	167	69	151	0	0	0	0
Homeless	32	19	25	0	0	0	0
SED (6-17)	221	219	15	0	0	0	0
SMI (If ever)	828	391	739	0	0	0	0

Notes: The same client may be counted in more than one category, e.g., clients can receive services under more than one contract source, in more than one "County of Residence," or may have multiple "Other Indicators." Please see Definition page for other considerations.

Oklahoma Department of Mental Health and Substance Abuse Services

Counts of Admitted Clients Served by Funding Source for Each Agency During FY1995

NORTH FORK RESIDENTIAL CARE

		Funding Source						
		Total	Mental Health	Substance Abuse	Domestic Violence	Residential Care	Medicaid	Other
Total	Unduplicated Count	69	0	0	0	69	0	0
Sex	Female	27	0	0	0	27	0	0
	Male	42	0	0	0	42	0	0
Age	18-20	5	0	0	0	5	0	0
	21-24	2	0	0	0	2	0	0
	25-34	15	0	0	0	15	0	0
	35-44	23	0	0	0	23	0	0
	45-54	20	0	0	0	20	0	0
	55-64	2	0	0	0	2	0	0
	65-74	2	0	0	0	2	0	0
Race	White	45	0	0	0	45	0	0
	Black	12	0	0	0	12	0	0
	Native American	12	0	0	0	12	0	0
Presenting Problem/Diagnosis	Developmental Disorder	68	0	0	0	68	0	0
	Deferred/No Diagnosis	1	0	0	0	1	0	0
County of Residence	Craig	4	0	0	0	4	0	0
	Kay	1	0	0	0	1	0	0
	LeFlore	1	0	0	0	1	0	0
	McIntosh	53	0	0	0	53	0	0
	Murray	4	0	0	0	4	0	0
	Muskogee	2	0	0	0	2	0	0
	Oklahoma	1	0	0	0	1	0	0
	Okmulgee	2	0	0	0	2	0	0
	Sequoyah	1	0	0	0	1	0	0
Other Indicators	Homeless	5	0	0	0	5	0	0
	SMI (If ever)	69	0	0	0	69	0	0

Notes: The same client may be counted in more than one category, e.g., clients can receive services under more than one contract source, in more than one "County of Residence," or may have multiple "Other Indicators." Please see Definition page for other considerations.

Oklahoma Department of Mental Health and Substance Abuse Services
Counts of Admitted Clients Served by Funding Source for Each Agency During FY1995
OK COUNTY CRISIS INTERVENTION CENTER

	Total	Funding Source					
		Mental Health	Substance Abuse	Domestic Violence	Residential Care	Medicaid	Other
Total							
Unduplicated Count	1,737	1,729	61	0	0	0	0
Sex							
Female	629	627	19	0	0	0	0
Male	1,108	1,102	42	0	0	0	0
Age							
05-17	5	5	0	0	0	0	0
18-20	87	86	2	0	0	0	0
21-24	206	205	4	0	0	0	0
25-34	600	598	19	0	0	0	0
35-44	562	558	28	0	0	0	0
45-54	197	197	6	0	0	0	0
55-64	69	69	2	0	0	0	0
65-74	11	11	0	0	0	0	0
Race							
White	1,235	1,227	46	0	0	0	0
Black	340	340	8	0	0	0	0
Native American	102	102	6	0	0	0	0
Hispanic	45	45	1	0	0	0	0
Asian	15	15	0	0	0	0	0
Presenting Problem/Diagnosis							
Alcohol Abuse	397	394	26	0	0	0	0
Mood Disorder	562	560	12	0	0	0	0
Non Alcohol/Drug Related Organic	11	11	0	0	0	0	0
Other Non-Psychotic	138	137	2	0	0	0	0
Other Psychotic	252	252	7	0	0	0	0
Schizophrenia	167	167	3	0	0	0	0
Social Conditions	2	2	0	0	0	0	0
Substance Related	208	206	11	0	0	0	0
County of Residence							
Beckham	1	1	0	0	0	0	0
Caddo	3	3	1	0	0	0	0
Canadian	13	13	0	0	0	0	0
Carter	2	2	0	0	0	0	0
Cleveland	24	24	0	0	0	0	0
Creek	1	1	0	0	0	0	0
Custer	7	7	1	0	0	0	0
Garvin	3	3	0	0	0	0	0
Grady	5	5	0	0	0	0	0
Hughes	1	1	0	0	0	0	0
Jackson	2	2	0	0	0	0	0
Kay	1	1	0	0	0	0	0
Lincoln	14	14	0	0	0	0	0
Logan	4	4	0	0	0	0	0
McClain	4	4	0	0	0	0	0
Muskogee	2	2	0	0	0	0	0
Okfuskee	2	2	0	0	0	0	0
Oklahoma	1,588	1,580	59	0	0	0	0
Osage	3	3	0	0	0	0	0
Ottawa	1	1	0	0	0	0	0

Notes: The same client may be counted in more than one category, e.g., clients can receive services under more than one contract source, in more than one "County of Residence," or may have multiple "Other Indicators." Please see Definition page for other considerations.

Oklahoma Department of Mental Health and Substance Abuse Services
Counts of Admitted Clients Served by Funding Source for Each Agency During FY1995
OK COUNTY CRISIS INTERVENTION CENTER

	Funding Source						
	Total	Mental Health	Substance Abuse	Domestic Violence	Residential Care	Medicaid	Other
Pawnee	2	2	0	0	0	0	0
Pontotoc	1	1	0	0	0	0	0
Pottawatomie	12	12	0	0	0	0	0
Rogers	1	1	0	0	0	0	0
Seminole	3	3	0	0	0	0	0
Stephens	1	1	0	0	0	0	0
Texas	2	2	0	0	0	0	0
Tillman	1	1	0	0	0	0	0
Tulsa	2	2	0	0	0	0	0
Wagoner	1	1	0	0	0	0	0
Out of State/Unknown	30	30	0	0	0	0	0
Other Indicators							
Deaf and Hearing Impaired	7	7	0	0	0	0	0
Dual Diagnosis	498	494	21	0	0	0	0
Homeless	332	330	17	0	0	0	0
SMI (If ever)	1,222	1,218	52	0	0	0	0

Notes: The same client may be counted in more than one category, e.g., clients can receive services under more than one contract source, in more than one "County of Residence," or may have multiple "Other Indicators." Please see Definition page for other considerations.

Oklahoma Department of Mental Health and Substance Abuse Services

Counts of Admitted Clients Served by Funding Source for Each Agency During FY1995

OKLAHOMA YOUTH CENTER

	Total	Funding Source					
		Mental Health	Substance Abuse	Domestic Violence	Residential Care	Medicaid	Other
Total							
Unduplicated Count	253	253	0	0	0	0	0
Sex							
Female	87	87	0	0	0	0	0
Male	166	166	0	0	0	0	0
Age							
05-17	246	246	0	0	0	0	0
18-20	7	7	0	0	0	0	0
Race							
White	196	196	0	0	0	0	0
Black	20	20	0	0	0	0	0
Native American	24	24	0	0	0	0	0
Hispanic	11	11	0	0	0	0	0
Asian	2	2	0	0	0	0	0
Presenting Problem/Diagnosis							
Alcohol Abuse	3	3	0	0	0	0	0
Developmental Disorder	97	97	0	0	0	0	0
Mood Disorder	88	88	0	0	0	0	0
Non Alcohol/Drug Related Organic	1	1	0	0	0	0	0
Other Non-Psychotic	48	48	0	0	0	0	0
Other Psychotic	5	5	0	0	0	0	0
Schizophrenia	2	2	0	0	0	0	0
Social Conditions	4	4	0	0	0	0	0
Substance Related	2	2	0	0	0	0	0
Deferred/No Diagnosis	3	3	0	0	0	0	0
County of Residence							
Adair	2	2	0	0	0	0	0
Beckham	1	1	0	0	0	0	0
Blaine	1	1	0	0	0	0	0
Bryan	2	2	0	0	0	0	0
Canadian	4	4	0	0	0	0	0
Carter	1	1	0	0	0	0	0
Cherokee	1	1	0	0	0	0	0
Choctaw	1	1	0	0	0	0	0
Cleveland	108	108	0	0	0	0	0
Comanche	7	7	0	0	0	0	0
Creek	1	1	0	0	0	0	0
Custer	4	4	0	0	0	0	0
Delaware	1	1	0	0	0	0	0
Garfield	5	5	0	0	0	0	0
Garvin	1	1	0	0	0	0	0
Grady	5	5	0	0	0	0	0
Greer	1	1	0	0	0	0	0
Hughes	1	1	0	0	0	0	0
Jackson	1	1	0	0	0	0	0
Johnston	1	1	0	0	0	0	0
Kay	7	7	0	0	0	0	0
Kiowa	1	1	0	0	0	0	0
LeFlore	1	1	0	0	0	0	0
Lincoln	3	3	0	0	0	0	0

Notes: The same client may be counted in more than one category, e.g., clients can receive services under more than one contract source, in more than one "County of Residence," or may have multiple "Other Indicators." Please see Definition page for other considerations.

Oklahoma Department of Mental Health and Substance Abuse Services

Counts of Admitted Clients Served by Funding Source for Each Agency During FY1995

OKLAHOMA YOUTH CENTER

	Funding Source						
	Total	Mental Health	Substance Abuse	Domestic Violence	Residential Care	Medicaid	Other
Logan	5	5	0	0	0	0	0
Love	1	1	0	0	0	0	0
Major	1	1	0	0	0	0	0
Marshall	1	1	0	0	0	0	0
Mayes	1	1	0	0	0	0	0
McClain	11	11	0	0	0	0	0
McCurtain	1	1	0	0	0	0	0
Muskogee	2	2	0	0	0	0	0
Noble	1	1	0	0	0	0	0
Oklahoma	13	13	0	0	0	0	0
Osage	7	7	0	0	0	0	0
Ottawa	2	2	0	0	0	0	0
Pawnee	5	5	0	0	0	0	0
Payne	17	17	0	0	0	0	0
Pittsburgh	1	1	0	0	0	0	0
Pontotoc	3	3	0	0	0	0	0
Pottawatomie	3	3	0	0	0	0	0
Rogers	5	5	0	0	0	0	0
Seminole	2	2	0	0	0	0	0
Stephens	1	1	0	0	0	0	0
Tillman	2	2	0	0	0	0	0
Tulsa	2	2	0	0	0	0	0
Wagoner	1	1	0	0	0	0	0
Washington	3	3	0	0	0	0	0
Washita	1	1	0	0	0	0	0
Other Indicators							
Deaf and Hearing Impaired	3	3	0	0	0	0	0
Dual Diagnosis	17	17	0	0	0	0	0
Homeless	5	5	0	0	0	0	0
SED (6-17)	245	245	0	0	0	0	0
SMI (If ever)	38	38	0	0	0	0	0

Notes: The same client may be counted in more than one category, e.g., clients can receive services under more than one contract source, in more than one "County of Residence," or may have multiple "Other Indicators." Please see Definition page for other considerations.

Oklahoma Department of Mental Health and Substance Abuse Services

Counts of Admitted Clients Served by Funding Source for Each Agency During FY1995

OPPORTUNITIES, INC.

	Total	Funding Source					
		Mental Health	Substance Abuse	Domestic Violence	Residential Care	Medicaid	Other
Total							
Unduplicated Count	456	0	456	0	0	0	0
Sex							
Female	104	0	104	0	0	0	0
Male	352	0	352	0	0	0	0
Age							
05-17	1	0	1	0	0	0	0
18-20	27	0	27	0	0	0	0
21-24	67	0	67	0	0	0	0
25-34	203	0	203	0	0	0	0
35-44	119	0	119	0	0	0	0
45-54	32	0	32	0	0	0	0
55-64	7	0	7	0	0	0	0
Race							
White	310	0	310	0	0	0	0
Black	88	0	88	0	0	0	0
Native American	47	0	47	0	0	0	0
Hispanic	10	0	10	0	0	0	0
Asian	1	0	1	0	0	0	0
Presenting Problem/Diagnosis							
Alcohol Abuse	122	0	122	0	0	0	0
Substance Related	334	0	334	0	0	0	0
County of Residence							
Alfalfa	1	0	1	0	0	0	0
Beckham	12	0	12	0	0	0	0
Blaine	42	0	42	0	0	0	0
Caddo	14	0	14	0	0	0	0
Canadian	12	0	12	0	0	0	0
Carter	7	0	7	0	0	0	0
Choctaw	2	0	2	0	0	0	0
Cleveland	8	0	8	0	0	0	0
Coal	1	0	1	0	0	0	0
Comanche	21	0	21	0	0	0	0
Creek	4	0	4	0	0	0	0
Custer	34	0	34	0	0	0	0
Delaware	1	0	1	0	0	0	0
Dewey	2	0	2	0	0	0	0
Ellis	1	0	1	0	0	0	0
Garfield	21	0	21	0	0	0	0
Grady	4	0	4	0	0	0	0
Greer	3	0	3	0	0	0	0
Hughes	5	0	5	0	0	0	0
Jackson	11	0	11	0	0	0	0
Jefferson	1	0	1	0	0	0	0
Kay	2	0	2	0	0	0	0
Kingfisher	1	0	1	0	0	0	0
Kiowa	14	0	14	0	0	0	0
LeFlore	1	0	1	0	0	0	0
Lincoln	5	0	5	0	0	0	0
Logan	11	0	11	0	0	0	0

Notes: The same client may be counted in more than one category, e.g., clients can receive services under more than one contract source, in more than one "County of Residence," or may have multiple "Other Indicators." Please see Definition page for other considerations.

Oklahoma Department of Mental Health and Substance Abuse Services
Counts of Admitted Clients Served by Funding Source for Each Agency During FY1995
OPPORTUNITIES, INC.

	Funding Source						
	Total	Mental Health	Substance Abuse	Domestic Violence	Residential Care	Medicaid	Other
Love	1	0	1	0	0	0	0
Major	1	0	1	0	0	0	0
Marshall	1	0	1	0	0	0	0
Mayes	1	0	1	0	0	0	0
McClain	2	0	2	0	0	0	0
McCurtain	1	0	1	0	0	0	0
Murray	1	0	1	0	0	0	0
Muskogee	2	0	2	0	0	0	0
Oklahoma	100	0	100	0	0	0	0
Osage	4	0	4	0	0	0	0
Pawnee	1	0	1	0	0	0	0
Payne	7	0	7	0	0	0	0
Pittsburgh	9	0	9	0	0	0	0
Pontotoc	4	0	4	0	0	0	0
Pottawatomie	8	0	8	0	0	0	0
Roger Mills	1	0	1	0	0	0	0
Rogers	2	0	2	0	0	0	0
Seminole	12	0	12	0	0	0	0
Sequoyah	1	0	1	0	0	0	0
Stephens	14	0	14	0	0	0	0
Texas	2	0	2	0	0	0	0
Tillman	2	0	2	0	0	0	0
Tulsa	10	0	10	0	0	0	0
Wagoner	1	0	1	0	0	0	0
Washington	1	0	1	0	0	0	0
Washita	7	0	7	0	0	0	0
Woods	3	0	3	0	0	0	0
Woodward	3	0	3	0	0	0	0
Out of State/Unknown	13	0	13	0	0	0	0
Other Indicators							
Deaf and Hearing Impaired	6	0	6	0	0	0	0
Homeless	80	0	80	0	0	0	0
SMI (If ever)	112	0	112	0	0	0	0

Notes: The same client may be counted in more than one category, e.g., clients can receive services under more than one contract source, in more than one "County of Residence," or may have multiple "Other Indicators." Please see Definition page for other considerations.

Oklahoma Department of Mental Health and Substance Abuse Services

Counts of Admitted Clients Served by Funding Source for Each Agency During FY1995

PADEN RESIDENTIAL CARE

	Total	Funding Source					
		Mental Health	Substance Abuse	Domestic Violence	Residential Care	Medicaid	Other
Total							
Unduplicated Count	39	0	0	0	39	0	0
Sex							
Female	21	0	0	0	21	0	0
Male	18	0	0	0	18	0	0
Age							
18-20	1	0	0	0	1	0	0
21-24	1	0	0	0	1	0	0
25-34	6	0	0	0	6	0	0
35-44	11	0	0	0	11	0	0
45-54	5	0	0	0	5	0	0
55-64	11	0	0	0	11	0	0
65-74	4	0	0	0	4	0	0
Race							
White	34	0	0	0	34	0	0
Black	3	0	0	0	3	0	0
Native American	2	0	0	0	2	0	0
Presenting Problem/Diagnosis							
Alcohol Abuse	4	0	0	0	4	0	0
Developmental Disorder	2	0	0	0	2	0	0
Mood Disorder	5	0	0	0	5	0	0
Other Psychotic	17	0	0	0	17	0	0
Social Conditions	8	0	0	0	8	0	0
Deferred/No Diagnosis	3	0	0	0	3	0	0
County of Residence							
Beaver	1	0	0	0	1	0	0
Cleveland	5	0	0	0	5	0	0
Craig	1	0	0	0	1	0	0
Creek	1	0	0	0	1	0	0
Lincoln	1	0	0	0	1	0	0
Okfuskee	16	0	0	0	16	0	0
Oklahoma	3	0	0	0	3	0	0
Okmulgee	3	0	0	0	3	0	0
Pittsburgh	1	0	0	0	1	0	0
Pottawatomie	1	0	0	0	1	0	0
Seminole	1	0	0	0	1	0	0
Tulsa	2	0	0	0	2	0	0
Woodward	2	0	0	0	2	0	0
Out of State/Unknown	1	0	0	0	1	0	0
Other Indicators							
Dual Diagnosis	2	0	0	0	2	0	0
SMI (If ever)	39	0	0	0	39	0	0

Notes: The same client may be counted in more than one category, e.g., clients can receive services under more than one contract source, in more than one "County of Residence," or may have multiple "Other Indicators." Please see Definition page for other considerations.

Oklahoma Department of Mental Health and Substance Abuse Services
Counts of Admitted Clients Served by Funding Source for Each Agency During FY1995
PALMER DRUG ABUSE PROGRAM INC.

		Funding Source						
		Total	Mental Health	Substance Abuse	Domestic Violence	Residential Care	Medicaid	Other
Total	Unduplicated Count	80	0	72	0	0	0	14
Sex	Female	24	0	24	0	0	0	0
	Male	56	0	48	0	0	0	14
Age	05-17	67	0	59	0	0	0	14
	18-20	12	0	12	0	0	0	0
	25-34	1	0	1	0	0	0	0
Race	White	62	0	57	0	0	0	11
	Black	10	0	10	0	0	0	0
	Native American	3	0	3	0	0	0	0
	Hispanic	5	0	2	0	0	0	3
Presenting Problem/Diagnosis	Alcohol Abuse	22	0	21	0	0	0	3
	Social Conditions	1	0	1	0	0	0	0
	Substance Related	57	0	50	0	0	0	11
County of Residence	Creek	11	0	6	0	0	0	11
	Okmulgee	1	0	1	0	0	0	0
	Rogers	2	0	2	0	0	0	0
	Tulsa	64	0	61	0	0	0	3
	Wagoner	1	0	1	0	0	0	0
	Washita	1	0	1	0	0	0	0
Other Indicators	SMI (If ever)	8	0	8	0	0	0	1

Notes: The same client may be counted in more than one category, e.g., clients can receive services under more than one contract source, in more than one "County of Residence," or may have multiple "Other Indicators." Please see Definition page for other considerations.

Oklahoma Department of Mental Health and Substance Abuse Services

Counts of Admitted Clients Served by Funding Source for Each Agency During FY1995

PARKSIDE, INC.

	Total	Funding Source					
		Mental Health	Substance Abuse	Domestic Violence	Residential Care	Medicaid	Other
Total							
Unduplicated Count	3,382	1,484	3,297	0	0	0	1
Sex							
Female	1,725	731	1,686	0	0	0	0
Male	1,657	753	1,611	0	0	0	1
Age							
05-17	9	8	8	0	0	0	0
18-20	155	95	150	0	0	0	0
21-24	308	155	299	0	0	0	0
25-34	1,076	504	1,045	0	0	0	0
35-44	1,086	455	1,059	0	0	0	1
45-54	477	190	468	0	0	0	0
55-64	195	63	192	0	0	0	0
65-74	62	12	62	0	0	0	0
75-84	14	2	14	0	0	0	0
Race							
White	2,494	1,109	2,423	0	0	0	0
Black	627	262	618	0	0	0	1
Native American	196	87	193	0	0	0	0
Hispanic	53	19	51	0	0	0	0
Asian	12	7	12	0	0	0	0
Presenting Problem/Diagnosis							
Alcohol Abuse	113	34	108	0	0	0	0
Developmental Disorder	12	6	11	0	0	0	0
Mood Disorder	1,674	816	1,617	0	0	0	0
Non Alcohol/Drug Related Organic	53	18	53	0	0	0	0
Other Non-Psychotic	377	177	366	0	0	0	0
Other Psychotic	445	214	439	0	0	0	0
Personality Disorder	43	14	43	0	0	0	0
Schizophrenia	487	172	484	0	0	0	1
Social Conditions	9	4	9	0	0	0	0
Substance Related	168	29	166	0	0	0	0
Deferred/No Diagnosis	1	0	1	0	0	0	0
County of Residence							
Adair	2	0	2	0	0	0	0
Carter	1	1	1	0	0	0	0
Cherokee	8	1	8	0	0	0	0
Cleveland	1	0	1	0	0	0	0
Comanche	1	1	1	0	0	0	0
Craig	5	1	5	0	0	0	0
Creek	38	17	36	0	0	0	0
Delaware	1	0	1	0	0	0	0
Haskell	1	0	1	0	0	0	0
Kay	1	0	1	0	0	0	0
LeFlore	3	1	3	0	0	0	0
Marshall	1	0	1	0	0	0	0
Mayes	7	1	7	0	0	0	0
McCurtain	1	0	1	0	0	0	0
McIntosh	5	1	5	0	0	0	0
Murray	1	0	1	0	0	0	0

Notes: The same client may be counted in more than one category, e.g., clients can receive services under more than one contract source, in more than one "County of Residence," or may have multiple "Other Indicators." Please see Definition page for other considerations.

Oklahoma Department of Mental Health and Substance Abuse Services
Counts of Admitted Clients Served by Funding Source for Each Agency During FY1995
PARKSIDE, INC.

	Funding Source						
	Total	Mental Health	Substance Abuse	Domestic Violence	Residential Care	Medicaid	Other
Muskogee	15	2	15	0	0	0	0
Noble	1	0	1	0	0	0	0
Nowata	1	1	1	0	0	0	0
Okfuskee	1	0	1	0	0	0	0
Okmulgee	19	3	19	0	0	0	0
Osage	21	11	21	0	0	0	0
Ottawa	3	1	3	0	0	0	0
Pawnee	3	2	3	0	0	0	0
Payne	3	1	3	0	0	0	0
Pittsburgh	1	0	1	0	0	0	0
Rogers	13	7	13	0	0	0	0
Tulsa	3,172	1,410	3,092	0	0	0	1
Wagoner	12	8	11	0	0	0	0
Washington	17	6	17	0	0	0	0
Washita	1	0	1	0	0	0	0
Out of State/Unknown	22	8	20	0	0	0	0
Other Indicators							
Deaf and Hearing Impaired	10	1	10	0	0	0	0
Dual Diagnosis	1,488	697	1,450	0	0	0	0
Homeless	469	204	461	0	0	0	1
SMI (If ever)	2,027	870	1,988	0	0	0	1

Notes: The same client may be counted in more than one category, e.g., clients can receive services under more than one contract source, in more than one "County of Residence," or may have multiple "Other Indicators." Please see Definition page for other considerations.

Oklahoma Department of Mental Health and Substance Abuse Services
Counts of Admitted Clients Served by Funding Source for Each Agency During FY1995
PARKVIEW RESIDENTIAL CARE

	Total	Funding Source					
		Mental Health	Substance Abuse	Domestic Violence	Residential Care	Medicaid	Other
Total							
Unduplicated Count	39	0	0	0	39	0	0
Sex							
Female	14	0	0	0	14	0	0
Male	25	0	0	0	25	0	0
Age							
18-20	2	0	0	0	2	0	0
21-24	1	0	0	0	1	0	0
25-34	1	0	0	0	1	0	0
35-44	9	0	0	0	9	0	0
45-54	10	0	0	0	10	0	0
55-64	12	0	0	0	12	0	0
65-74	4	0	0	0	4	0	0
Race							
White	22	0	0	0	22	0	0
Black	15	0	0	0	15	0	0
Native American	2	0	0	0	2	0	0
Presenting Problem/Diagnosis							
Developmental Disorder	8	0	0	0	8	0	0
Mood Disorder	14	0	0	0	14	0	0
Other Psychotic	5	0	0	0	5	0	0
Social Conditions	4	0	0	0	4	0	0
Deferred/No Diagnosis	8	0	0	0	8	0	0
County of Residence							
Muskogee	39	0	0	0	39	0	0
Other Indicators							
Homeless	17	0	0	0	17	0	0
SMI (If ever)	38	0	0	0	38	0	0

Notes: The same client may be counted in more than one category, e.g., clients can receive services under more than one contract source, in more than one "County of Residence," or may have multiple "Other Indicators." Please see Definition page for other considerations.

Oklahoma Department of Mental Health and Substance Abuse Services

Counts of Admitted Clients Served by Funding Source for Each Agency During FY1995

PATHWAYS SUPPORTIVE LIVING CTR

	Total	Funding Source					
		Mental Health	Substance Abuse	Domestic Violence	Residential Care	Medicaid	Other
Total							
Unduplicated Count	156	0	0	0	156	0	0
Sex							
Female	52	0	0	0	52	0	0
Male	104	0	0	0	104	0	0
Age							
18-20	6	0	0	0	6	0	0
21-24	11	0	0	0	11	0	0
25-34	36	0	0	0	36	0	0
35-44	58	0	0	0	58	0	0
45-54	27	0	0	0	27	0	0
55-64	11	0	0	0	11	0	0
65-74	4	0	0	0	4	0	0
75-84	3	0	0	0	3	0	0
Race							
White	116	0	0	0	116	0	0
Black	27	0	0	0	27	0	0
Native American	9	0	0	0	9	0	0
Hispanic	2	0	0	0	2	0	0
Asian	2	0	0	0	2	0	0
Presenting Problem/Diagnosis							
Developmental Disorder	8	0	0	0	8	0	0
Mood Disorder	83	0	0	0	83	0	0
Other Psychotic	52	0	0	0	52	0	0
Social Conditions	11	0	0	0	11	0	0
Deferred/No Diagnosis	2	0	0	0	2	0	0
County of Residence							
Beckham	1	0	0	0	1	0	0
Cleveland	34	0	0	0	34	0	0
Coal	1	0	0	0	1	0	0
Craig	1	0	0	0	1	0	0
Oklahoma	109	0	0	0	109	0	0
Pontotoc	1	0	0	0	1	0	0
Rogers	8	0	0	0	8	0	0
Tulsa	1	0	0	0	1	0	0
Other Indicators							
Homeless	1	0	0	0	1	0	0
SMI (If ever)	156	0	0	0	156	0	0

Notes: The same client may be counted in more than one category, e.g., clients can receive services under more than one contract source, in more than one "County of Residence," or may have multiple "Other Indicators." Please see Definition page for other considerations.

Oklahoma Department of Mental Health and Substance Abuse Services

Counts of Admitted Clients Served by Funding Source for Each Agency During FY1995

PAYNE CO COUNSELING SVC,INC.

	Total	Funding Source					
		Mental Health	Substance Abuse	Domestic Violence	Residential Care	Medicaid	Other
Total							
Unduplicated Count	332	0	332	0	0	0	0
Sex							
Female	62	0	62	0	0	0	0
Male	270	0	270	0	0	0	0
Age							
05-17	8	0	8	0	0	0	0
18-20	44	0	44	0	0	0	0
21-24	77	0	77	0	0	0	0
25-34	102	0	102	0	0	0	0
35-44	65	0	65	0	0	0	0
45-54	23	0	23	0	0	0	0
55-64	8	0	8	0	0	0	0
65-74	5	0	5	0	0	0	0
Race							
White	282	0	282	0	0	0	0
Black	12	0	12	0	0	0	0
Native American	32	0	32	0	0	0	0
Hispanic	5	0	5	0	0	0	0
Asian	1	0	1	0	0	0	0
Presenting Problem/Diagnosis							
Alcohol Abuse	283	0	283	0	0	0	0
Substance Related	49	0	49	0	0	0	0
County of Residence							
Alfalfa	1	0	1	0	0	0	0
Canadian	1	0	1	0	0	0	0
Cherokee	1	0	1	0	0	0	0
Cleveland	2	0	2	0	0	0	0
Creek	9	0	9	0	0	0	0
Garfield	5	0	5	0	0	0	0
Harper	1	0	1	0	0	0	0
Kay	4	0	4	0	0	0	0
Kingfisher	1	0	1	0	0	0	0
Lincoln	11	0	11	0	0	0	0
Logan	5	0	5	0	0	0	0
McIntosh	1	0	1	0	0	0	0
Noble	5	0	5	0	0	0	0
Oklahoma	6	0	6	0	0	0	0
Osage	2	0	2	0	0	0	0
Pawnee	1	0	1	0	0	0	0
Payne	264	0	264	0	0	0	0
Pittsburgh	1	0	1	0	0	0	0
Rogers	2	0	2	0	0	0	0
Tulsa	5	0	5	0	0	0	0
Washington	1	0	1	0	0	0	0
Out of State/Unknown	3	0	3	0	0	0	0
Other Indicators							
Dual Diagnosis	1	0	1	0	0	0	0
Homeless	4	0	4	0	0	0	0
SMI (If ever)	22	0	22	0	0	0	0

Notes: The same client may be counted in more than one category, e.g., clients can receive services under more than one contract source, in more than one "County of Residence," or may have multiple "Other Indicators." Please see Definition page for other considerations.

Oklahoma Department of Mental Health and Substance Abuse Services
Counts of Admitted Clients Served by Funding Source for Each Agency During FY1995
PEOPLE INCORPORATED

		Funding Source						
		Total	Mental Health	Substance Abuse	Domestic Violence	Residential Care	Medicaid	Other
Total	Unduplicated Count	90	90	0	0	0	0	0
Sex	Female	24	24	0	0	0	0	0
	Male	66	66	0	0	0	0	0
Age	05-17	86	86	0	0	0	0	0
	18-20	4	4	0	0	0	0	0
Race	White	68	68	0	0	0	0	0
	Black	4	4	0	0	0	0	0
	Native American	16	16	0	0	0	0	0
	Asian	2	2	0	0	0	0	0
Presenting Problem/Diagnosis	Deferred/No Diagnosis	90	90	0	0	0	0	0
County of Residence	Sequoyah	90	90	0	0	0	0	0
Other Indicators	SED (6-17)	16	16	0	0	0	0	0
	SMI (If ever)	8	8	0	0	0	0	0

Notes: The same client may be counted in more than one category, e.g., clients can receive services under more than one contract source, in more than one "County of Residence," or may have multiple "Other Indicators." Please see Definition page for other considerations.

Oklahoma Department of Mental Health and Substance Abuse Services
Counts of Admitted Clients Served by Funding Source for Each Agency During FY1995
PROJECT SAFE, INC.

	Total	Funding Source					
		Mental Health	Substance Abuse	Domestic Violence	Residential Care	Medicaid	Other
Total							
Unduplicated Count	196	0	0	196	0	0	0
Sex							
Female	162	0	0	162	0	0	0
Male	34	0	0	34	0	0	0
Age							
0-04	28	0	0	28	0	0	0
05-17	39	0	0	39	0	0	0
18-20	8	0	0	8	0	0	0
21-24	21	0	0	21	0	0	0
25-34	50	0	0	50	0	0	0
35-44	33	0	0	33	0	0	0
45-54	12	0	0	12	0	0	0
55-64	4	0	0	4	0	0	0
65-74	1	0	0	1	0	0	0
Race							
White	153	0	0	153	0	0	0
Black	13	0	0	13	0	0	0
Native American	25	0	0	25	0	0	0
Hispanic	5	0	0	5	0	0	0
Presenting Problem/Diagnosis							
Developmental Disorder	2	0	0	2	0	0	0
Mood Disorder	5	0	0	5	0	0	0
Social Conditions	161	0	0	161	0	0	0
Deferred/No Diagnosis	28	0	0	28	0	0	0
County of Residence							
Atoka	1	0	0	1	0	0	0
Kingfisher	1	0	0	1	0	0	0
Lincoln	18	0	0	18	0	0	0
Okfuskee	1	0	0	1	0	0	0
Pottawatomie	166	0	0	166	0	0	0
Seminole	6	0	0	6	0	0	0
Out of State/Unknown	3	0	0	3	0	0	0
Other Indicators							
Deaf and Hearing Impaired	1	0	0	1	0	0	0
Homeless	34	0	0	34	0	0	0
SMI (If ever)	13	0	0	13	0	0	0

Notes: The same client may be counted in more than one category, e.g., clients can receive services under more than one contract source, in more than one "County of Residence," or may have multiple "Other Indicators." Please see Definition page for other considerations.

Oklahoma Department of Mental Health and Substance Abuse Services

Counts of Admitted Clients Served by Funding Source for Each Agency During FY1995

RAMBLING ROSE RESIDENTIAL CARE

	Total	Funding Source					
		Mental Health	Substance Abuse	Domestic Violence	Residential Care	Medicaid	Other
Total							
Unduplicated Count	27	0	0	0	27	0	0
Sex							
Female	9	0	0	0	9	0	0
Male	18	0	0	0	18	0	0
Age							
25-34	2	0	0	0	2	0	0
35-44	11	0	0	0	11	0	0
45-54	5	0	0	0	5	0	0
55-64	6	0	0	0	6	0	0
65-74	3	0	0	0	3	0	0
Race							
White	18	0	0	0	18	0	0
Black	4	0	0	0	4	0	0
Native American	4	0	0	0	4	0	0
Hispanic	1	0	0	0	1	0	0
Presenting Problem/Diagnosis							
Alcohol Abuse	3	0	0	0	3	0	0
Developmental Disorder	1	0	0	0	1	0	0
Mood Disorder	4	0	0	0	4	0	0
Other Psychotic	6	0	0	0	6	0	0
Social Conditions	12	0	0	0	12	0	0
Deferred/No Diagnosis	1	0	0	0	1	0	0
County of Residence							
Craig	1	0	0	0	1	0	0
Delaware	2	0	0	0	2	0	0
Latimer	1	0	0	0	1	0	0
Mayes	23	0	0	0	23	0	0
Other Indicators							
Dual Diagnosis	2	0	0	0	2	0	0
Homeless	1	0	0	0	1	0	0
SMI (If ever)	27	0	0	0	27	0	0

Notes: The same client may be counted in more than one category, e.g., clients can receive services under more than one contract source, in more than one "County of Residence," or may have multiple "Other Indicators." Please see Definition page for other considerations.

Oklahoma Department of Mental Health and Substance Abuse Services

Counts of Admitted Clients Served by Funding Source for Each Agency During FY1995

RED ROCK BEHAVIORAL HEALTH SVC

	Total	Funding Source					Other
		Mental Health	Substance Abuse	Domestic Violence	Residential Care	Medicaid	
Total							
Unduplicated Count	2,786	483	1,136	0	0	0	2,395
Sex							
Female	1,506	222	581	0	0	0	1,333
Male	1,280	261	555	0	0	0	1,062
Age							
0-04	99	23	9	0	0	0	98
05-17	741	329	52	0	0	0	686
18-20	70	13	27	0	0	0	63
21-24	92	11	46	0	0	0	78
25-34	387	40	206	0	0	0	316
35-44	488	40	307	0	0	0	381
45-54	291	15	195	0	0	0	221
55-64	185	9	110	0	0	0	147
65-74	161	2	86	0	0	0	144
75-84	154	1	59	0	0	0	148
85+	118	0	39	0	0	0	113
Race							
White	1,695	286	650	0	0	0	1,483
Black	895	160	417	0	0	0	734
Native American	148	26	50	0	0	0	135
Hispanic	35	9	11	0	0	0	30
Asian	13	2	8	0	0	0	13
Presenting Problem/Diagnosis							
Alcohol Abuse	28	1	14	0	0	0	26
Developmental Disorder	255	116	35	0	0	0	237
Mood Disorder	737	76	384	0	0	0	581
Non Alcohol/Drug Related Organic	296	5	140	0	0	0	273
Other Non-Psychotic	415	138	95	0	0	0	370
Other Psychotic	158	15	114	0	0	0	125
Personality Disorder	36	0	23	0	0	0	28
Schizophrenia	415	29	275	0	0	0	346
Social Conditions	428	101	48	0	0	0	396
Substance Related	13	1	6	0	0	0	8
Deferred/No Diagnosis	5	1	2	0	0	0	5
County of Residence							
Alfalfa	1	0	0	0	0	0	1
Blaine	1	0	0	0	0	0	1
Canadian	4	0	4	0	0	0	4
Cleveland	94	5	71	0	0	0	84
Coal	4	0	2	0	0	0	3
Comanche	2	0	1	0	0	0	1
Custer	2	1	0	0	0	0	2
Dewey	1	0	1	0	0	0	0
Garfield	1	0	1	0	0	0	1
Grady	1	0	1	0	0	0	1
Hughes	2	0	0	0	0	0	2
Lincoln	511	87	132	0	0	0	462
Logan	3	2	1	0	0	0	2
McClain	8	0	2	0	0	0	8

Notes: The same client may be counted in more than one category, e.g., clients can receive services under more than one contract source, in more than one "County of Residence," or may have multiple "Other Indicators." Please see Definition page for other considerations.

Oklahoma Department of Mental Health and Substance Abuse Services
Counts of Admitted Clients Served by Funding Source for Each Agency During FY1995
RED ROCK BEHAVIORAL HEALTH SVC

	Funding Source					
	Total	Mental Health	Substance Abuse	Domestic Violence	Residential Care	Medicaid Other
Okfuskee	1	0	1	0	0	0 1
Oklahoma	1,445	239	716	0	0	0 1,185
Okmulgee	1	0	0	0	0	0 1
Ottawa	1	0	1	0	0	0 1
Pawnee	1	0	1	0	0	0 1
Payne	5	1	1	0	0	0 5
Pottawatomie	606	125	187	0	0	0 541
Pushmataha	1	0	1	0	0	0 1
Rogers	1	1	0	0	0	0 0
Seminole	87	22	10	0	0	0 86
Tulsa	1	0	1	0	0	0 0
Woods	1	0	1	0	0	0 1
Other Indicators						
Deaf and Hearing Impaired	40	1	20	0	0	0 36
Dual Diagnosis	442	31	307	0	0	0 324
Homeless	27	2	16	0	0	0 23
SED (6-17)	244	141	16	0	0	0 224
SMI (If ever)	1,377	81	938	0	0	0 1,095

Notes: The same client may be counted in more than one category, e.g., clients can receive services under more than one contract source, in more than one "County of Residence," or may have multiple "Other Indicators." Please see Definition page for other considerations.

Oklahoma Department of Mental Health and Substance Abuse Services

Counts of Admitted Clients Served by Funding Source for Each Agency During FY1995

RED ROCK WEST

	Total	Funding Source					
		Mental Health	Substance Abuse	Domestic Violence	Residential Care	Medicaid	Other
Total							
Unduplicated Count	1,932	1,310	866	0	0	0	127
Sex							
Female	1,052	716	495	0	0	0	69
Male	880	594	371	0	0	0	58
Age							
0-04	40	32	0	0	0	0	13
05-17	376	339	3	0	0	0	60
18-20	86	74	31	0	0	0	4
21-24	165	117	77	0	0	0	12
25-34	480	325	225	0	0	0	18
35-44	380	233	239	0	0	0	13
45-54	210	104	137	0	0	0	5
55-64	123	52	101	0	0	0	2
65-74	47	22	34	0	0	0	0
75-84	20	9	14	0	0	0	0
85+	5	3	5	0	0	0	0
Race							
White	1,602	1,085	716	0	0	0	107
Black	119	66	68	0	0	0	7
Native American	90	65	38	0	0	0	8
Hispanic	115	92	39	0	0	0	4
Asian	6	2	5	0	0	0	1
Presenting Problem/Diagnosis							
Alcohol Abuse	57	51	8	0	0	0	5
Developmental Disorder	103	92	7	0	0	0	8
Mood Disorder	687	408	425	0	0	0	24
Non Alcohol/Drug Related Organic	34	15	28	0	0	0	0
Other Non-Psychotic	348	284	93	0	0	0	13
Other Psychotic	68	35	59	0	0	0	2
Personality Disorder	38	19	29	0	0	0	1
Schizophrenia	195	66	192	0	0	0	9
Social Conditions	354	301	11	0	0	0	64
Substance Related	48	39	14	0	0	0	1
County of Residence							
Alfalfa	5	5	0	0	0	0	0
Beckham	535	342	284	0	0	0	29
Blaine	202	121	77	0	0	0	30
Caddo	23	19	10	0	0	0	0
Canadian	4	3	1	0	0	0	0
Carter	1	0	1	0	0	0	0
Custer	528	338	269	0	0	0	37
Dewey	25	12	16	0	0	0	1
Greer	123	101	34	0	0	0	1
Harmon	1	0	1	0	0	0	0
Harper	4	4	1	0	0	0	1
Jackson	14	6	2	0	0	0	6
Kingfisher	1	1	0	0	0	0	0
Kiowa	219	177	68	0	0	0	8
Latimer	1	1	1	0	0	0	0

Notes: The same client may be counted in more than one category, e.g., clients can receive services under more than one contract source, in more than one "County of Residence," or may have multiple "Other Indicators." Please see Definition page for other considerations.

Oklahoma Department of Mental Health and Substance Abuse Services
Counts of Admitted Clients Served by Funding Source for Each Agency During FY1995
RED ROCK WEST

	Funding Source						
	Total	Mental Health	Substance Abuse	Domestic Violence	Residential Care	Medicaid	Other
Major	5	5	0	0	0	0	0
McClain	1	1	0	0	0	0	0
Oklahoma	2	1	1	0	0	0	0
Roger Mills	12	10	5	0	0	0	0
Seminole	1	1	1	0	0	0	1
Texas	2	1	1	0	0	0	0
Tillman	2	0	0	0	0	0	2
Washita	210	154	87	0	0	0	11
Woodward	2	1	2	0	0	0	0
Out of State/Unknown	9	6	4	0	0	0	0
Other Indicators							
Deaf and Hearing Impaired	9	4	8	0	0	0	0
Dual Diagnosis	269	160	168	0	0	0	10
Homeless	38	19	28	0	0	0	5
SED (6-17)	278	244	2	0	0	0	55
SMI (If ever)	925	413	765	0	0	0	38

Notes: The same client may be counted in more than one category, e.g., clients can receive services under more than one contract source, in more than one "County of Residence," or may have multiple "Other Indicators." Please see Definition page for other considerations.

Oklahoma Department of Mental Health and Substance Abuse Services

Counts of Admitted Clients Served by Funding Source for Each Agency During FY1995

ROADBACK, INC.

	Total	Funding Source					
		Mental Health	Substance Abuse	Domestic Violence	Residential Care	Medicaid	Other
Total							
Unduplicated Count	360	0	360	0	0	0	0
Sex							
Female	99	0	99	0	0	0	0
Male	261	0	261	0	0	0	0
Age							
05-17	18	0	18	0	0	0	0
18-20	19	0	19	0	0	0	0
21-24	25	0	25	0	0	0	0
25-34	111	0	111	0	0	0	0
35-44	116	0	116	0	0	0	0
45-54	52	0	52	0	0	0	0
55-64	13	0	13	0	0	0	0
65-74	5	0	5	0	0	0	0
75-84	1	0	1	0	0	0	0
Race							
White	213	0	213	0	0	0	0
Black	76	0	76	0	0	0	0
Native American	62	0	62	0	0	0	0
Hispanic	9	0	9	0	0	0	0
Presenting Problem/Diagnosis							
Alcohol Abuse	266	0	266	0	0	0	0
Substance Related	93	0	93	0	0	0	0
Deferred/No Diagnosis	1	0	1	0	0	0	0
County of Residence							
Atoka	2	0	2	0	0	0	0
Beckham	3	0	3	0	0	0	0
Blaine	1	0	1	0	0	0	0
Caddo	9	0	9	0	0	0	0
Carter	3	0	3	0	0	0	0
Cherokee	1	0	1	0	0	0	0
Cleveland	4	0	4	0	0	0	0
Comanche	249	0	249	0	0	0	0
Cotton	2	0	2	0	0	0	0
Ellis	1	0	1	0	0	0	0
Grady	3	0	3	0	0	0	0
Greer	3	0	3	0	0	0	0
Harmon	1	0	1	0	0	0	0
Hughes	1	0	1	0	0	0	0
Jackson	19	0	19	0	0	0	0
Jefferson	1	0	1	0	0	0	0
Johnston	1	0	1	0	0	0	0
Kiowa	4	0	4	0	0	0	0
Logan	1	0	1	0	0	0	0
Mayes	1	0	1	0	0	0	0
McClain	2	0	2	0	0	0	0
Okfuskee	2	0	2	0	0	0	0
Oklahoma	9	0	9	0	0	0	0
Okmulgee	1	0	1	0	0	0	0
Pittsburgh	1	0	1	0	0	0	0

Notes: The same client may be counted in more than one category, e.g., clients can receive services under more than one contract source, in more than one "County of Residence," or may have multiple "Other Indicators." Please see Definition page for other considerations.

Oklahoma Department of Mental Health and Substance Abuse Services
Counts of Admitted Clients Served by Funding Source for Each Agency During FY1995
ROADBACK, INC.

	Funding Source						
	Total	Mental Health	Substance Abuse	Domestic Violence	Residential Care	Medicaid	Other
Pontotoc	1	0	1	0	0	0	0
Pottawatomie	1	0	1	0	0	0	0
Seminole	1	0	1	0	0	0	0
Stephens	19	0	19	0	0	0	0
Texas	2	0	2	0	0	0	0
Tillman	1	0	1	0	0	0	0
Tulsa	5	0	5	0	0	0	0
Wagoner	1	0	1	0	0	0	0
Washita	1	0	1	0	0	0	0
Woodward	1	0	1	0	0	0	0
Out of State/Unknown	2	0	2	0	0	0	0
Other Indicators							
Dual Diagnosis	1	0	1	0	0	0	0
Homeless	105	0	105	0	0	0	0
SMI (If ever)	47	0	47	0	0	0	0

Notes: The same client may be counted in more than one category, e.g., clients can receive services under more than one contract source, in more than one "County of Residence," or may have multiple "Other Indicators." Please see Definition page for other considerations.

Oklahoma Department of Mental Health and Substance Abuse Services
Counts of Admitted Clients Served by Funding Source for Each Agency During FY1995
ROGERS COUNTY DRUG ABUSE PROGRAM, INC.

	Total	Funding Source					Other
		Mental Health	Substance Abuse	Domestic Violence	Residential Care	Medicaid	
Total							
Unduplicated Count	169	0	168	0	0	0	18
Sex							
Female	53	0	53	0	0	0	6
Male	116	0	115	0	0	0	12
Age							
05-17	22	0	22	0	0	0	5
18-20	9	0	9	0	0	0	0
21-24	13	0	13	0	0	0	3
25-34	65	0	64	0	0	0	4
35-44	44	0	44	0	0	0	4
45-54	14	0	14	0	0	0	1
55-64	2	0	2	0	0	0	1
Race							
White	126	0	125	0	0	0	15
Black	3	0	3	0	0	0	2
Native American	38	0	38	0	0	0	1
Hispanic	2	0	2	0	0	0	0
Presenting Problem/Diagnosis							
Alcohol Abuse	75	0	75	0	0	0	8
Mood Disorder	2	0	2	0	0	0	2
Other Psychotic	1	0	1	0	0	0	0
Social Conditions	18	0	18	0	0	0	2
Substance Related	72	0	71	0	0	0	6
Deferred/No Diagnosis	1	0	1	0	0	0	0
County of Residence							
Craig	1	0	1	0	0	0	0
Mayes	10	0	9	0	0	0	1
Rogers	150	0	150	0	0	0	16
Tulsa	4	0	4	0	0	0	0
Wagoner	4	0	4	0	0	0	1
Other Indicators							
Dual Diagnosis	7	0	7	0	0	0	0
Homeless	1	0	1	0	0	0	0
SMI (If ever)	22	0	22	0	0	0	2

Notes: The same client may be counted in more than one category, e.g., clients can receive services under more than one contract source, in more than one "County of Residence," or may have multiple "Other Indicators." Please see Definition page for other considerations.

Oklahoma Department of Mental Health and Substance Abuse Services

Counts of Admitted Clients Served by Funding Source for Each Agency During FY1995

S.O.S. FOR FAMILIES

		Funding Source						
		Total	Mental Health	Substance Abuse	Domestic Violence	Residential Care	Medicaid Other	
Total	Unduplicated Count	415	0	0	415	0	0	0
Sex	Female	303	0	0	303	0	0	0
	Male	112	0	0	112	0	0	0
Age	0-04	44	0	0	44	0	0	0
	05-17	66	0	0	66	0	0	0
	18-20	25	0	0	25	0	0	0
	21-24	45	0	0	45	0	0	0
	25-34	120	0	0	120	0	0	0
	35-44	75	0	0	75	0	0	0
	45-54	27	0	0	27	0	0	0
	55-64	13	0	0	13	0	0	0
Race	White	259	0	0	259	0	0	0
	Black	69	0	0	69	0	0	0
	Native American	68	0	0	68	0	0	0
	Hispanic	19	0	0	19	0	0	0
Presenting Problem/Diagnosis	Alcohol Abuse	5	0	0	5	0	0	0
	Developmental Disorder	62	0	0	62	0	0	0
	Mood Disorder	8	0	0	8	0	0	0
	Social Conditions	335	0	0	335	0	0	0
	Substance Related	2	0	0	2	0	0	0
	Deferred/No Diagnosis	3	0	0	3	0	0	0
County of Residence	Canadian	1	0	0	1	0	0	0
	Choctaw	81	0	0	81	0	0	0
	Coal	2	0	0	2	0	0	0
	Logan	1	0	0	1	0	0	0
	McCurtain	277	0	0	277	0	0	0
	Pushmataha	30	0	0	30	0	0	0
	Roger Mills	3	0	0	3	0	0	0
	Washington	2	0	0	2	0	0	0
	Out of State/Unknown	18	0	0	18	0	0	0
Other Indicators	Deaf and Hearing Impaired	1	0	0	1	0	0	0
	Homeless	44	0	0	44	0	0	0
	SMI (If ever)	25	0	0	25	0	0	0

Notes: The same client may be counted in more than one category, e.g., clients can receive services under more than one contract source, in more than one "County of Residence," or may have multiple "Other Indicators." Please see Definition page for other considerations.

Oklahoma Department of Mental Health and Substance Abuse Services

Counts of Admitted Clients Served by Funding Source for Each Agency During FY1995

S.W. YOUTH & FAMILY SERVICES

	Total	Funding Source					Medicaid	Other
		Mental Health	Substance Abuse	Domestic Violence	Residential Care			
Total								
Unduplicated Count	245	0	245	0	0	0	0	0
Sex								
Female	136	0	136	0	0	0	0	0
Male	109	0	109	0	0	0	0	0
Age								
05-17	151	0	151	0	0	0	0	0
18-20	9	0	9	0	0	0	0	0
21-24	13	0	13	0	0	0	0	0
25-34	43	0	43	0	0	0	0	0
35-44	25	0	25	0	0	0	0	0
45-54	3	0	3	0	0	0	0	0
55-64	1	0	1	0	0	0	0	0
Race								
White	198	0	198	0	0	0	0	0
Black	14	0	14	0	0	0	0	0
Native American	25	0	25	0	0	0	0	0
Hispanic	5	0	5	0	0	0	0	0
Asian	3	0	3	0	0	0	0	0
Presenting Problem/Diagnosis								
Alcohol Abuse	37	0	37	0	0	0	0	0
Developmental Disorder	1	0	1	0	0	0	0	0
Social Conditions	135	0	135	0	0	0	0	0
Substance Related	72	0	72	0	0	0	0	0
County of Residence								
Caddo	41	0	41	0	0	0	0	0
Canadian	2	0	2	0	0	0	0	0
Comanche	2	0	2	0	0	0	0	0
Craig	1	0	1	0	0	0	0	0
Garvin	1	0	1	0	0	0	0	0
Grady	191	0	191	0	0	0	0	0
Jackson	1	0	1	0	0	0	0	0
Oklahoma	3	0	3	0	0	0	0	0
Stephens	2	0	2	0	0	0	0	0
Tillman	1	0	1	0	0	0	0	0
Other Indicators								
Dual Diagnosis	17	0	17	0	0	0	0	0
Homeless	2	0	2	0	0	0	0	0
SMI (If ever)	20	0	20	0	0	0	0	0

Notes: The same client may be counted in more than one category, e.g., clients can receive services under more than one contract source, in more than one "County of Residence," or may have multiple "Other Indicators." Please see Definition page for other considerations.

Oklahoma Department of Mental Health and Substance Abuse Services
Counts of Admitted Clients Served by Funding Source for Each Agency During FY1995
SANTE FE RESIDENTIAL CARE

		Funding Source						
		Total	Mental Health	Substance Abuse	Domestic Violence	Residential Care	Medicaid	Other
Total	Unduplicated Count	28	0	0	0	28	0	0
Sex	Female	2	0	0	0	2	0	0
	Male	26	0	0	0	26	0	0
Age	21-24	1	0	0	0	1	0	0
	35-44	8	0	0	0	8	0	0
	45-54	7	0	0	0	7	0	0
	55-64	7	0	0	0	7	0	0
	65-74	5	0	0	0	5	0	0
Race	White	25	0	0	0	25	0	0
	Native American	2	0	0	0	2	0	0
	Asian	1	0	0	0	1	0	0
Presenting Problem/Diagnosis	Developmental Disorder	3	0	0	0	3	0	0
	Other Psychotic	20	0	0	0	20	0	0
	Social Conditions	4	0	0	0	4	0	0
	Deferred/No Diagnosis	1	0	0	0	1	0	0
County of Residence	Craig	28	0	0	0	28	0	0
Other Indicators	Homeless	1	0	0	0	1	0	0
	SMI (If ever)	28	0	0	0	28	0	0

Notes: The same client may be counted in more than one category, e.g., clients can receive services under more than one contract source, in more than one "County of Residence," or may have multiple "Other Indicators." Please see Definition page for other considerations.

Oklahoma Department of Mental Health and Substance Abuse Services

Counts of Admitted Clients Served by Funding Source for Each Agency During FY1995

SECOND CHANCE CDU

		Funding Source						
		Total	Mental Health	Substance Abuse	Domestic Violence	Residential Care	Medicaid	Other
Total	Unduplicated Count	64	0	64	0	0	0	1
Sex	Female	15	0	15	0	0	0	0
	Male	49	0	49	0	0	0	1
Age	05-17	60	0	60	0	0	0	0
	18-20	4	0	4	0	0	0	1
Race	White	52	0	52	0	0	0	1
	Black	2	0	2	0	0	0	0
	Native American	4	0	4	0	0	0	0
	Hispanic	6	0	6	0	0	0	0
Presenting Problem/Diagnosis	Alcohol Abuse	2	0	2	0	0	0	1
	Substance Related	62	0	62	0	0	0	0
County of Residence	Atoka	2	0	2	0	0	0	0
	Canadian	6	0	6	0	0	0	0
	Choctaw	1	0	1	0	0	0	0
	Cleveland	11	0	11	0	0	0	0
	Comanche	2	0	2	0	0	0	0
	Creek	1	0	1	0	0	0	0
	Greer	1	0	1	0	0	0	0
	Hughes	2	0	2	0	0	0	1
	Jackson	2	0	2	0	0	0	0
	LeFlore	1	0	1	0	0	0	0
	Logan	2	0	2	0	0	0	0
	McCurtain	3	0	3	0	0	0	0
	Noble	1	0	1	0	0	0	0
	Okfuskee	1	0	1	0	0	0	0
	Oklahoma	15	0	15	0	0	0	0
	Okmulgee	2	0	2	0	0	0	0
	Payne	1	0	1	0	0	0	0
	Pittsburgh	1	0	1	0	0	0	0
	Pontotoc	2	0	2	0	0	0	0
	Pottawatomie	2	0	2	0	0	0	0
	Seminole	1	0	1	0	0	0	0
	Tulsa	3	0	3	0	0	0	0
	Woodward	1	0	1	0	0	0	0
Other Indicators	SED (6-17)	52	0	52	0	0	0	0
	SMI (If ever)	2	0	2	0	0	0	0

Notes: The same client may be counted in more than one category, e.g., clients can receive services under more than one contract source, in more than one "County of Residence," or may have multiple "Other Indicators." Please see Definition page for other considerations.

Oklahoma Department of Mental Health and Substance Abuse Services

Counts of Admitted Clients Served by Funding Source for Each Agency During FY1995

SOAARR, INC.

	Total	Funding Source					Other
		Mental Health	Substance Abuse	Domestic Violence	Residential Care	Medicaid	
Total							
Unduplicated Count	97	0	83	0	0	0	15
Sex							
Female	33	0	29	0	0	0	4
Male	64	0	54	0	0	0	11
Age							
05-17	92	0	78	0	0	0	15
18-20	5	0	5	0	0	0	0
Race							
White	71	0	60	0	0	0	12
Black	4	0	3	0	0	0	1
Native American	14	0	13	0	0	0	1
Hispanic	8	0	7	0	0	0	1
Presenting Problem/Diagnosis							
Alcohol Abuse	4	0	3	0	0	0	1
Substance Related	92	0	79	0	0	0	14
Deferred/No Diagnosis	1	0	1	0	0	0	0
County of Residence							
Beckham	3	0	2	0	0	0	1
Blaine	1	0	0	0	0	0	1
Caddo	1	0	1	0	0	0	0
Canadian	8	0	8	0	0	0	0
Cleveland	10	0	7	0	0	0	3
Coal	1	0	1	0	0	0	0
Comanche	9	0	8	0	0	0	1
Cotton	2	0	1	0	0	0	2
Custer	1	0	0	0	0	0	1
Garfield	5	0	2	0	0	0	3
Grady	2	0	2	0	0	0	0
Greer	3	0	3	0	0	0	0
Jackson	2	0	2	0	0	0	0
Kiowa	3	0	3	0	0	0	0
Lincoln	2	0	1	0	0	0	1
Logan	1	0	0	0	0	0	1
Murray	1	0	1	0	0	0	0
Oklahoma	21	0	21	0	0	0	0
Pottawatomie	1	0	1	0	0	0	0
Rogers	2	0	2	0	0	0	0
Stephens	5	0	5	0	0	0	0
Texas	1	0	0	0	0	0	1
Tillman	1	0	1	0	0	0	0
Tulsa	8	0	8	0	0	0	0
Washington	1	0	1	0	0	0	0
Woodward	1	0	1	0	0	0	0
Out of State/Unknown	1	0	1	0	0	0	0
Other Indicators							
Dual Diagnosis	25	0	21	0	0	0	4
Homeless	1	0	0	0	0	0	1
SED (6-17)	92	0	78	0	0	0	15
SMI (If ever)	8	0	8	0	0	0	0

Notes: The same client may be counted in more than one category, e.g., clients can receive services under more than one contract source, in more than one "County of Residence," or may have multiple "Other Indicators." Please see Definition page for other considerations.

Oklahoma Department of Mental Health and Substance Abuse Services

Counts of Admitted Clients Served by Funding Source for Each Agency During FY1995

SOUTHWEST RETIREMENT HOME, INC

	Total	Funding Source					
		Mental Health	Substance Abuse	Domestic Violence	Residential Care	Medicaid	Other
Total							
Unduplicated Count	59	17	0	0	49	0	0
Sex							
Female	29	4	0	0	26	0	0
Male	30	13	0	0	23	0	0
Age							
05-17	1	0	0	0	1	0	0
18-20	2	2	0	0	1	0	0
21-24	1	1	0	0	1	0	0
25-34	6	4	0	0	4	0	0
35-44	15	9	0	0	9	0	0
45-54	10	1	0	0	9	0	0
55-64	7	0	0	0	7	0	0
65-74	15	0	0	0	15	0	0
75-84	2	0	0	0	2	0	0
Race							
White	48	13	0	0	40	0	0
Black	6	3	0	0	4	0	0
Native American	1	0	0	0	1	0	0
Hispanic	4	1	0	0	4	0	0
Presenting Problem/Diagnosis							
Developmental Disorder	15	4	0	0	13	0	0
Mood Disorder	5	0	0	0	5	0	0
Social Conditions	34	13	0	0	26	0	0
Deferred/No Diagnosis	5	0	0	0	5	0	0
County of Residence							
Cimarron	1	0	0	0	1	0	0
Comanche	57	17	0	0	47	0	0
Out of State/Unknown	1	0	0	0	1	0	0
Other Indicators							
Homeless	2	0	0	0	2	0	0
SMI (If ever)	54	16	0	0	45	0	0

Notes: The same client may be counted in more than one category, e.g., clients can receive services under more than one contract source, in more than one "County of Residence," or may have multiple "Other Indicators." Please see Definition page for other considerations.

Oklahoma Department of Mental Health and Substance Abuse Services

Counts of Admitted Clients Served by Funding Source for Each Agency During FY1995

STAR MENTAL HEALTH

	Total	Funding Source					
		Mental Health	Substance Abuse	Domestic Violence	Residential Care	Medicaid	Other
Total							
Unduplicated Count	825	468	572	0	0	0	0
Sex							
Female	489	291	332	0	0	0	0
Male	336	177	240	0	0	0	0
Age							
0-04	8	8	0	0	0	0	0
05-17	108	107	4	0	0	0	0
18-20	22	17	12	0	0	0	0
21-24	55	34	35	0	0	0	0
25-34	178	108	125	0	0	0	0
35-44	224	120	181	0	0	0	0
45-54	126	57	113	0	0	0	0
55-64	66	12	65	0	0	0	0
65-74	32	5	31	0	0	0	0
75-84	4	0	4	0	0	0	0
85+	2	0	2	0	0	0	0
Race							
White	528	317	355	0	0	0	0
Black	243	119	181	0	0	0	0
Native American	39	23	24	0	0	0	0
Hispanic	13	8	10	0	0	0	0
Asian	2	1	2	0	0	0	0
Presenting Problem/Diagnosis							
Alcohol Abuse	15	8	12	0	0	0	0
Developmental Disorder	37	35	6	0	0	0	0
Mood Disorder	298	185	215	0	0	0	0
Non Alcohol/Drug Related Organic	15	5	14	0	0	0	0
Other Non-Psychotic	105	94	36	0	0	0	0
Other Psychotic	74	24	70	0	0	0	0
Personality Disorder	12	7	12	0	0	0	0
Schizophrenia	190	44	187	0	0	0	0
Social Conditions	60	57	7	0	0	0	0
Substance Related	17	8	12	0	0	0	0
Deferred/No Diagnosis	2	1	1	0	0	0	0
County of Residence							
Noble	1	1	1	0	0	0	0
Nowata	1	1	0	0	0	0	0
Osage	37	24	25	0	0	0	0
Tulsa	784	440	544	0	0	0	0
Washington	1	1	1	0	0	0	0
Washita	1	1	1	0	0	0	0
Other Indicators							
Deaf and Hearing Impaired	6	1	6	0	0	0	0
Dual Diagnosis	142	62	124	0	0	0	0
Homeless	27	23	17	0	0	0	0
SED (6-17)	66	66	2	0	0	0	0
SMI (If ever)	553	205	506	0	0	0	0

Notes: The same client may be counted in more than one category, e.g., clients can receive services under more than one contract source, in more than one "County of Residence," or may have multiple "Other Indicators." Please see Definition page for other considerations.

Oklahoma Department of Mental Health and Substance Abuse Services

Counts of Admitted Clients Served by Funding Source for Each Agency During FY1995

STARTING POINT II, INC.

	Total	Funding Source					
		Mental Health	Substance Abuse	Domestic Violence	Residential Care	Medicaid	Other
Total							
Unduplicated Count	527	0	527	0	0	0	0
Sex							
Female	114	0	114	0	0	0	0
Male	413	0	413	0	0	0	0
Age							
05-17	12	0	12	0	0	0	0
18-20	49	0	49	0	0	0	0
21-24	104	0	104	0	0	0	0
25-34	187	0	187	0	0	0	0
35-44	117	0	117	0	0	0	0
45-54	36	0	36	0	0	0	0
55-64	19	0	19	0	0	0	0
65-74	3	0	3	0	0	0	0
Race							
White	350	0	350	0	0	0	0
Black	33	0	33	0	0	0	0
Native American	134	0	134	0	0	0	0
Hispanic	9	0	9	0	0	0	0
Asian	1	0	1	0	0	0	0
Presenting Problem/Diagnosis							
Alcohol Abuse	276	0	276	0	0	0	0
Social Conditions	2	0	2	0	0	0	0
Substance Related	249	0	249	0	0	0	0
County of Residence							
Adair	1	0	1	0	0	0	0
Beaver	1	0	1	0	0	0	0
Blaine	1	0	1	0	0	0	0
Canadian	3	0	3	0	0	0	0
Cherokee	3	0	3	0	0	0	0
Choctaw	7	0	7	0	0	0	0
Cleveland	1	0	1	0	0	0	0
Coal	2	0	2	0	0	0	0
Comanche	2	0	2	0	0	0	0
Craig	1	0	1	0	0	0	0
Creek	9	0	9	0	0	0	0
Delaware	1	0	1	0	0	0	0
Garfield	18	0	18	0	0	0	0
Garvin	1	0	1	0	0	0	0
Grady	3	0	3	0	0	0	0
Hughes	3	0	3	0	0	0	0
Kay	51	0	51	0	0	0	0
LeFlore	1	0	1	0	0	0	0
Lincoln	8	0	8	0	0	0	0
Logan	6	0	6	0	0	0	0
McCurtain	23	0	23	0	0	0	0
Muskogee	4	0	4	0	0	0	0
Noble	10	0	10	0	0	0	0
Nowata	1	0	1	0	0	0	0
Okfuskee	1	0	1	0	0	0	0

Notes: The same client may be counted in more than one category, e.g., clients can receive services under more than one contract source, in more than one "County of Residence," or may have multiple "Other Indicators." Please see Definition page for other considerations.

Oklahoma Department of Mental Health and Substance Abuse Services
Counts of Admitted Clients Served by Funding Source for Each Agency During FY1995
STARTING POINT II, INC.

	Funding Source						
	Total	Mental Health	Substance Abuse	Domestic Violence	Residential Care	Medicaid	Other
Oklahoma	31	0	31	0	0	0	0
Osage	20	0	20	0	0	0	0
Ottawa	1	0	1	0	0	0	0
Pawnee	6	0	6	0	0	0	0
Payne	226	0	226	0	0	0	0
Pittsburgh	1	0	1	0	0	0	0
Pottawatomie	4	0	4	0	0	0	0
Pushmataha	2	0	2	0	0	0	0
Rogers	3	0	3	0	0	0	0
Seminole	10	0	10	0	0	0	0
Sequoyah	1	0	1	0	0	0	0
Tulsa	27	0	27	0	0	0	0
Washington	26	0	26	0	0	0	0
Woods	1	0	1	0	0	0	0
Woodward	2	0	2	0	0	0	0
Out of State/Unknown	4	0	4	0	0	0	0
Other Indicators							
Dual Diagnosis	1	0	1	0	0	0	0
Homeless	78	0	78	0	0	0	0
SMI (If ever)	76	0	76	0	0	0	0

Notes: The same client may be counted in more than one category, e.g., clients can receive services under more than one contract source, in more than one "County of Residence," or may have multiple "Other Indicators." Please see Definition page for other considerations.

Oklahoma Department of Mental Health and Substance Abuse Services
Counts of Admitted Clients Served by Funding Source for Each Agency During FY1995
STILLWATER DOMESTIC VIOLENCE SERVICE INC.

	Total	Funding Source					
		Mental Health	Substance Abuse	Domestic Violence	Residential Care	Medicaid	Other
Total							
Unduplicated Count	364	0	0	351	0	0	45
Sex							
Female	238	0	0	229	0	0	32
Male	126	0	0	122	0	0	13
Age							
0-04	105	0	0	100	0	0	8
05-17	75	0	0	73	0	0	5
18-20	16	0	0	15	0	0	3
21-24	36	0	0	34	0	0	10
25-34	74	0	0	72	0	0	11
35-44	44	0	0	43	0	0	6
45-54	12	0	0	12	0	0	2
55-64	1	0	0	1	0	0	0
65-74	1	0	0	1	0	0	0
Race							
White	298	0	0	286	0	0	35
Black	30	0	0	29	0	0	9
Native American	29	0	0	29	0	0	1
Hispanic	7	0	0	7	0	0	0
Presenting Problem/Diagnosis							
Developmental Disorder	2	0	0	1	0	0	1
Mood Disorder	7	0	0	7	0	0	2
Other Psychotic	1	0	0	1	0	0	0
Social Conditions	266	0	0	255	0	0	34
Deferred/No Diagnosis	88	0	0	87	0	0	8
County of Residence							
Cleveland	2	0	0	2	0	0	0
Creek	1	0	0	1	0	0	0
Kay	6	0	0	6	0	0	0
Kingfisher	1	0	0	1	0	0	0
Lincoln	4	0	0	4	0	0	0
Logan	13	0	0	13	0	0	0
Noble	2	0	0	2	0	0	0
Oklahoma	9	0	0	9	0	0	0
Osage	3	0	0	3	0	0	0
Pawnee	4	0	0	4	0	0	1
Payne	303	0	0	290	0	0	42
Pontotoc	1	0	0	1	0	0	0
Pottawatomie	1	0	0	1	0	0	0
Texas	1	0	0	1	0	0	0
Tulsa	2	0	0	2	0	0	0
Out of State/Unknown	11	0	0	11	0	0	2
Other Indicators							
Deaf and Hearing Impaired	1	0	0	1	0	0	1
Dual Diagnosis	3	0	0	3	0	0	0
Homeless	43	0	0	43	0	0	2
SMI (If ever)	34	0	0	34	0	0	7

Notes: The same client may be counted in more than one category, e.g., clients can receive services under more than one contract source, in more than one "County of Residence," or may have multiple "Other Indicators." Please see Definition page for other considerations.

Oklahoma Department of Mental Health and Substance Abuse Services
Counts of Admitted Clients Served by Funding Source for Each Agency During FY1995
STREET SCHOOL, INC.

		Funding Source						
		Total	Mental Health	Substance Abuse	Domestic Violence	Residential Care	Medicaid	Other
Total	Unduplicated Count	44	0	44	0	0	0	0
Sex	Female	19	0	19	0	0	0	0
	Male	25	0	25	0	0	0	0
Age	05-17	39	0	39	0	0	0	0
	18-20	5	0	5	0	0	0	0
Race	White	26	0	26	0	0	0	0
	Black	8	0	8	0	0	0	0
	Native American	8	0	8	0	0	0	0
	Hispanic	2	0	2	0	0	0	0
Presenting Problem/Diagnosis	Alcohol Abuse	19	0	19	0	0	0	0
	Developmental Disorder	1	0	1	0	0	0	0
	Substance Related	24	0	24	0	0	0	0
County of Residence	Tulsa	43	0	43	0	0	0	0
	Wagoner	1	0	1	0	0	0	0
Other Indicators	Dual Diagnosis	1	0	1	0	0	0	0
	Homeless	1	0	1	0	0	0	0
	SMI (If ever)	6	0	6	0	0	0	0

Notes: The same client may be counted in more than one category, e.g., clients can receive services under more than one contract source, in more than one "County of Residence," or may have multiple "Other Indicators." Please see Definition page for other considerations.

Oklahoma Department of Mental Health and Substance Abuse Services

Counts of Admitted Clients Served by Funding Source for Each Agency During FY1995

SUGAR MOUNTAIN RETREAT

		Funding Source						
		Total	Mental Health	Substance Abuse	Domestic Violence	Residential Care	Medicaid	Other
Total	Unduplicated Count	84	0	0	0	84	0	0
Sex	Female	34	0	0	0	34	0	0
	Male	50	0	0	0	50	0	0
Age	18-20	1	0	0	0	1	0	0
	21-24	5	0	0	0	5	0	0
	25-34	35	0	0	0	35	0	0
	35-44	27	0	0	0	27	0	0
	45-54	9	0	0	0	9	0	0
	55-64	7	0	0	0	7	0	0
Race	White	58	0	0	0	58	0	0
	Black	5	0	0	0	5	0	0
	Native American	19	0	0	0	19	0	0
	Hispanic	2	0	0	0	2	0	0
Presenting Problem/Diagnosis	Developmental Disorder	1	0	0	0	1	0	0
	Mood Disorder	9	0	0	0	9	0	0
	Other Psychotic	69	0	0	0	69	0	0
	Schizophrenia	1	0	0	0	1	0	0
	Social Conditions	1	0	0	0	1	0	0
	Substance Related	1	0	0	0	1	0	0
	Deferred/No Diagnosis	2	0	0	0	2	0	0
County of Residence	Cherokee	83	0	0	0	83	0	0
	LeFlore	1	0	0	0	1	0	0
Other Indicators	Dual Diagnosis	4	0	0	0	4	0	0
	Homeless	5	0	0	0	5	0	0
	SMI (If ever)	83	0	0	0	83	0	0

Notes: The same client may be counted in more than one category, e.g., clients can receive services under more than one contract source, in more than one "County of Residence," or may have multiple "Other Indicators." Please see Definition page for other considerations.

Oklahoma Department of Mental Health and Substance Abuse Services
Counts of Admitted Clients Served by Funding Source for Each Agency During FY1995
SUNNY ACRES BOARDING MANOR, INC.

		Funding Source						
		Total	Mental Health	Substance Abuse	Domestic Violence	Residential Care	Medicaid	Other
Total	Unduplicated Count	43	0	0	0	43	0	0
Sex	Female	17	0	0	0	17	0	0
	Male	26	0	0	0	26	0	0
Age	21-24	1	0	0	0	1	0	0
	25-34	5	0	0	0	5	0	0
	35-44	9	0	0	0	9	0	0
	45-54	5	0	0	0	5	0	0
	55-64	15	0	0	0	15	0	0
	65-74	7	0	0	0	7	0	0
	75-84	1	0	0	0	1	0	0
Race	White	33	0	0	0	33	0	0
	Black	7	0	0	0	7	0	0
	Native American	3	0	0	0	3	0	0
Presenting Problem/Diagnosis	Alcohol Abuse	2	0	0	0	2	0	0
	Developmental Disorder	3	0	0	0	3	0	0
	Mood Disorder	12	0	0	0	12	0	0
	Other Psychotic	14	0	0	0	14	0	0
	Social Conditions	11	0	0	0	11	0	0
	Substance Related	1	0	0	0	1	0	0
County of Residence	Tulsa	43	0	0	0	43	0	0
Other Indicators	Deaf and Hearing Impaired	1	0	0	0	1	0	0
	Dual Diagnosis	4	0	0	0	4	0	0
	Homeless	1	0	0	0	1	0	0
	SMI (If ever)	43	0	0	0	43	0	0

Notes: The same client may be counted in more than one category, e.g., clients can receive services under more than one contract source, in more than one "County of Residence," or may have multiple "Other Indicators." Please see Definition page for other considerations.

Oklahoma Department of Mental Health and Substance Abuse Services
Counts of Admitted Clients Served by Funding Source for Each Agency During FY1995
SUNNY ACRES RESIDENTIAL CARE

	Total	Funding Source					
		Mental Health	Substance Abuse	Domestic Violence	Residential Care	Medicaid	Other
Total							
Unduplicated Count	50	0	0	0	50	0	0
Sex							
Female	10	0	0	0	10	0	0
Male	40	0	0	0	40	0	0
Age							
18-20	1	0	0	0	1	0	0
21-24	3	0	0	0	3	0	0
25-34	12	0	0	0	12	0	0
35-44	19	0	0	0	19	0	0
45-54	8	0	0	0	8	0	0
55-64	4	0	0	0	4	0	0
65-74	2	0	0	0	2	0	0
75-84	1	0	0	0	1	0	0
Race							
White	33	0	0	0	33	0	0
Black	7	0	0	0	7	0	0
Native American	8	0	0	0	8	0	0
Asian	2	0	0	0	2	0	0
Presenting Problem/Diagnosis							
Developmental Disorder	13	0	0	0	13	0	0
Mood Disorder	8	0	0	0	8	0	0
Other Psychotic	15	0	0	0	15	0	0
Social Conditions	13	0	0	0	13	0	0
Deferred/No Diagnosis	1	0	0	0	1	0	0
County of Residence							
Mayes	50	0	0	0	50	0	0
Other Indicators							
Dual Diagnosis	2	0	0	0	2	0	0
SMI (If ever)	50	0	0	0	50	0	0

Notes: The same client may be counted in more than one category, e.g., clients can receive services under more than one contract source, in more than one "County of Residence," or may have multiple "Other Indicators." Please see Definition page for other considerations.

Oklahoma Department of Mental Health and Substance Abuse Services

Counts of Admitted Clients Served by Funding Source for Each Agency During FY1995

THE NEXT STEP NETWORK, INC.

	Total	Funding Source					
		Mental Health	Substance Abuse	Domestic Violence	Residential Care	Medicaid	Other
Total							
Unduplicated Count	174	0	174	0	0	0	0
Sex							
Female	50	0	50	0	0	0	0
Male	124	0	124	0	0	0	0
Age							
05-17	3	0	3	0	0	0	0
18-20	15	0	15	0	0	0	0
21-24	27	0	27	0	0	0	0
25-34	62	0	62	0	0	0	0
35-44	50	0	50	0	0	0	0
45-54	15	0	15	0	0	0	0
55-64	2	0	2	0	0	0	0
Race							
White	140	0	140	0	0	0	0
Black	6	0	6	0	0	0	0
Native American	13	0	13	0	0	0	0
Hispanic	15	0	15	0	0	0	0
Presenting Problem/Diagnosis							
Alcohol Abuse	86	0	86	0	0	0	0
Social Conditions	6	0	6	0	0	0	0
Substance Related	82	0	82	0	0	0	0
County of Residence							
Alfalfa	1	0	1	0	0	0	0
Beaver	6	0	6	0	0	0	0
Beckham	18	0	18	0	0	0	0
Blaine	2	0	2	0	0	0	0
Caddo	1	0	1	0	0	0	0
Canadian	1	0	1	0	0	0	0
Cherokee	1	0	1	0	0	0	0
Cimarron	7	0	7	0	0	0	0
Cleveland	1	0	1	0	0	0	0
Comanche	1	0	1	0	0	0	0
Custer	12	0	12	0	0	0	0
Greer	8	0	8	0	0	0	0
Harmon	2	0	2	0	0	0	0
Jackson	6	0	6	0	0	0	0
Kay	2	0	2	0	0	0	0
Kiowa	1	0	1	0	0	0	0
Logan	1	0	1	0	0	0	0
McClain	1	0	1	0	0	0	0
Oklahoma	5	0	5	0	0	0	0
Osage	1	0	1	0	0	0	0
Payne	2	0	2	0	0	0	0
Pottawatomie	1	0	1	0	0	0	0
Seminole	1	0	1	0	0	0	0
Stephens	3	0	3	0	0	0	0
Texas	55	0	55	0	0	0	0
Tulsa	3	0	3	0	0	0	0
Washington	1	0	1	0	0	0	0

Notes: The same client may be counted in more than one category, e.g., clients can receive services under more than one contract source, in more than one "County of Residence," or may have multiple "Other Indicators." Please see Definition page for other considerations.

Oklahoma Department of Mental Health and Substance Abuse Services
Counts of Admitted Clients Served by Funding Source for Each Agency During FY1995
THE NEXT STEP NETWORK, INC.

	Funding Source						
	Total	Mental Health	Substance Abuse	Domestic Violence	Residential Care	Medicaid	Other
Washita	1	0	1	0	0	0	0
Woodward	10	0	10	0	0	0	0
Out of State/Unknown	19	0	19	0	0	0	0
Other Indicators							
Homeless	25	0	25	0	0	0	0
SMI (If ever)	31	0	31	0	0	0	0

Notes: The same client may be counted in more than one category, e.g., clients can receive services under more than one contract source, in more than one "County of Residence," or may have multiple "Other Indicators." Please see Definition page for other considerations.

Oklahoma Department of Mental Health and Substance Abuse Services

Counts of Admitted Clients Served by Funding Source for Each Agency During FY1995

THE OAKS BEHAVIORAL HEALTH CENTER

	Total	Funding Source					
		Mental Health	Substance Abuse	Domestic Violence	Residential Care	Medicaid	Other
Total							
Unduplicated Count	680	4	679	0	0	0	5
Sex							
Female	352	2	352	0	0	0	2
Male	328	2	327	0	0	0	3
Age							
0-04	103	4	103	0	0	0	0
05-17	134	0	134	0	0	0	0
18-20	39	0	39	0	0	0	0
21-24	61	0	61	0	0	0	1
25-34	201	0	200	0	0	0	2
35-44	101	0	101	0	0	0	1
45-54	31	0	31	0	0	0	1
55-64	10	0	10	0	0	0	0
Race							
White	404	3	403	0	0	0	2
Black	121	1	121	0	0	0	0
Native American	133	0	133	0	0	0	3
Hispanic	21	0	21	0	0	0	0
Asian	1	0	1	0	0	0	0
Presenting Problem/Diagnosis							
Alcohol Abuse	173	0	173	0	0	0	2
Mood Disorder	1	0	1	0	0	0	0
Other Non-Psychotic	2	0	2	0	0	0	0
Social Conditions	270	4	270	0	0	0	0
Substance Related	234	0	233	0	0	0	3
County of Residence							
Adair	8	0	8	0	0	0	0
Atoka	10	0	10	0	0	0	0
Beckham	6	0	6	0	0	0	0
Bryan	10	0	10	0	0	0	0
Caddo	6	0	6	0	0	0	0
Canadian	3	0	3	0	0	0	0
Carter	4	0	4	0	0	0	0
Cherokee	5	0	5	0	0	0	0
Choctaw	15	0	15	0	0	0	0
Cleveland	7	0	7	0	0	0	0
Coal	20	0	20	0	0	0	0
Comanche	3	0	3	0	0	0	0
Creek	1	0	1	0	0	0	0
Custer	4	0	4	0	0	0	0
Delaware	1	0	1	0	0	0	0
Haskell	9	0	9	0	0	0	0
Hughes	7	0	7	0	0	0	0
Jefferson	2	0	2	0	0	0	0
Johnston	16	0	16	0	0	0	0
Kingfisher	1	0	1	0	0	0	0
Kiowa	2	0	2	0	0	0	0
Latimer	28	0	28	0	0	0	0
LeFlore	21	0	21	0	0	0	0

Notes: The same client may be counted in more than one category, e.g., clients can receive services under more than one contract source, in more than one "County of Residence," or may have multiple "Other Indicators." Please see Definition page for other considerations.

Oklahoma Department of Mental Health and Substance Abuse Services
Counts of Admitted Clients Served by Funding Source for Each Agency During FY1995
THE OAKS BEHAVIORAL HEALTH CENTER

	Funding Source						
	Total	Mental Health	Substance Abuse	Domestic Violence	Residential Care	Medicaid	Other
Lincoln	2	0	2	0	0	0	0
Logan	2	0	2	0	0	0	0
Marshall	7	0	7	0	0	0	0
Mayes	1	0	1	0	0	0	0
McCurtain	38	2	37	0	0	0	1
McIntosh	96	0	96	0	0	0	1
Murray	3	0	3	0	0	0	0
Muskogee	37	1	37	0	0	0	0
Noble	2	0	2	0	0	0	0
Nowata	1	0	1	0	0	0	0
Okfuskee	3	0	3	0	0	0	0
Oklahoma	55	1	55	0	0	0	0
Okmulgee	28	0	28	0	0	0	0
Payne	8	0	8	0	0	0	0
Pittsburgh	103	0	103	0	0	0	2
Pontotoc	5	0	5	0	0	0	0
Pottawatomie	7	0	7	0	0	0	0
Pushmataha	10	0	10	0	0	0	0
Roger Mills	2	0	2	0	0	0	0
Rogers	1	0	1	0	0	0	0
Seminole	4	0	4	0	0	0	0
Sequoyah	6	0	6	0	0	0	0
Tulsa	48	0	48	0	0	0	0
Wagoner	4	0	4	0	0	0	1
Washington	11	0	11	0	0	0	0
Out of State/Unknown	7	0	7	0	0	0	0
Other Indicators							
Deaf and Hearing Impaired	3	0	3	0	0	0	0
Dual Diagnosis	17	0	17	0	0	0	0
Homeless	75	0	75	0	0	0	0
SMI (If ever)	86	0	86	0	0	0	0

Notes: The same client may be counted in more than one category, e.g., clients can receive services under more than one contract source, in more than one "County of Residence," or may have multiple "Other Indicators." Please see Definition page for other considerations.

Oklahoma Department of Mental Health and Substance Abuse Services

Counts of Admitted Clients Served by Funding Source for Each Agency During FY1995

THE REFERRAL CENTER

	Total	Funding Source					
		Mental Health	Substance Abuse	Domestic Violence	Residential Care	Medicaid	Other
Total							
Unduplicated Count	905	0	905	0	0	0	0
Sex							
Female	281	0	281	0	0	0	0
Male	624	0	624	0	0	0	0
Age							
05-17	4	0	4	0	0	0	0
18-20	37	0	37	0	0	0	0
21-24	96	0	96	0	0	0	0
25-34	408	0	408	0	0	0	0
35-44	281	0	281	0	0	0	0
45-54	59	0	59	0	0	0	0
55-64	19	0	19	0	0	0	0
65-74	1	0	1	0	0	0	0
Race							
White	533	0	533	0	0	0	0
Black	296	0	296	0	0	0	0
Native American	41	0	41	0	0	0	0
Hispanic	33	0	33	0	0	0	0
Asian	2	0	2	0	0	0	0
Presenting Problem/Diagnosis							
Alcohol Abuse	320	0	320	0	0	0	0
Mood Disorder	5	0	5	0	0	0	0
Social Conditions	22	0	22	0	0	0	0
Substance Related	557	0	557	0	0	0	0
Deferred/No Diagnosis	1	0	1	0	0	0	0
County of Residence							
Atoka	2	0	2	0	0	0	0
Beckham	3	0	3	0	0	0	0
Blaine	1	0	1	0	0	0	0
Bryan	5	0	5	0	0	0	0
Caddo	4	0	4	0	0	0	0
Canadian	27	0	27	0	0	0	0
Carter	12	0	12	0	0	0	0
Choctaw	1	0	1	0	0	0	0
Cimarron	3	0	3	0	0	0	0
Cleveland	20	0	20	0	0	0	0
Coal	2	0	2	0	0	0	0
Comanche	2	0	2	0	0	0	0
Cotton	2	0	2	0	0	0	0
Creek	1	0	1	0	0	0	0
Custer	5	0	5	0	0	0	0
Garfield	2	0	2	0	0	0	0
Garvin	7	0	7	0	0	0	0
Grady	18	0	18	0	0	0	0
Jackson	3	0	3	0	0	0	0
Johnston	3	0	3	0	0	0	0
Kingfisher	2	0	2	0	0	0	0
Kiowa	3	0	3	0	0	0	0
Lincoln	6	0	6	0	0	0	0

Notes: The same client may be counted in more than one category, e.g., clients can receive services under more than one contract source, in more than one "County of Residence," or may have multiple "Other Indicators." Please see Definition page for other considerations.

Oklahoma Department of Mental Health and Substance Abuse Services
Counts of Admitted Clients Served by Funding Source for Each Agency During FY1995
THE REFERRAL CENTER

	Funding Source						
	Total	Mental Health	Substance Abuse	Domestic Violence	Residential Care	Medicaid	Other
Logan	18	0	18	0	0	0	0
Love	1	0	1	0	0	0	0
Major	1	0	1	0	0	0	0
Marshall	1	0	1	0	0	0	0
McClain	2	0	2	0	0	0	0
McCurtain	3	0	3	0	0	0	0
Murray	2	0	2	0	0	0	0
Muskogee	2	0	2	0	0	0	0
Oklahoma	685	0	685	0	0	0	0
Osage	1	0	1	0	0	0	0
Payne	4	0	4	0	0	0	0
Pontotoc	5	0	5	0	0	0	0
Pottawatomie	20	0	20	0	0	0	0
Seminole	2	0	2	0	0	0	0
Stephens	6	0	6	0	0	0	0
Texas	2	0	2	0	0	0	0
Tulsa	2	0	2	0	0	0	0
Washington	1	0	1	0	0	0	0
Washita	2	0	2	0	0	0	0
Woods	1	0	1	0	0	0	0
Woodward	1	0	1	0	0	0	0
Out of State/Unknown	9	0	9	0	0	0	0
Other Indicators							
Deaf and Hearing Impaired	2	0	2	0	0	0	0
Dual Diagnosis	3	0	3	0	0	0	0
Homeless	109	0	109	0	0	0	0
SMI (If ever)	164	0	164	0	0	0	0

Notes: The same client may be counted in more than one category, e.g., clients can receive services under more than one contract source, in more than one "County of Residence," or may have multiple "Other Indicators." Please see Definition page for other considerations.

Oklahoma Department of Mental Health and Substance Abuse Services

Counts of Admitted Clients Served by Funding Source for Each Agency During FY1995

TRI-CITY SUBSTANCE ABUSE CTR

	Total	Funding Source					Other
		Mental Health	Substance Abuse	Domestic Violence	Residential Care	Medicaid	
Total							
Unduplicated Count	168	0	165	0	0	0	29
Sex							
Female	84	0	82	0	0	0	14
Male	84	0	83	0	0	0	15
Age							
05-17	32	0	31	0	0	0	4
18-20	19	0	19	0	0	0	2
21-24	16	0	16	0	0	0	3
25-34	43	0	42	0	0	0	8
35-44	45	0	44	0	0	0	8
45-54	7	0	7	0	0	0	2
55-64	4	0	4	0	0	0	2
65-74	2	0	2	0	0	0	0
Race							
White	118	0	115	0	0	0	23
Black	19	0	19	0	0	0	2
Native American	30	0	30	0	0	0	4
Hispanic	1	0	1	0	0	0	0
Presenting Problem/Diagnosis							
Alcohol Abuse	56	0	54	0	0	0	13
Social Conditions	48	0	47	0	0	0	7
Substance Related	62	0	62	0	0	0	9
Deferred/No Diagnosis	2	0	2	0	0	0	0
County of Residence							
Coal	1	0	1	0	0	0	0
Hughes	15	0	15	0	0	0	3
Lincoln	7	0	7	0	0	0	0
Murray	1	0	1	0	0	0	0
Okfuskee	2	0	2	0	0	0	0
Okmulgee	1	0	1	0	0	0	0
Pontotoc	1	0	1	0	0	0	0
Pottawatomie	13	0	13	0	0	0	4
Seminole	127	0	124	0	0	0	22
Other Indicators							
Dual Diagnosis	6	0	6	0	0	0	2
SMI (If ever)	17	0	15	0	0	0	6

Notes: The same client may be counted in more than one category, e.g., clients can receive services under more than one contract source, in more than one "County of Residence," or may have multiple "Other Indicators." Please see Definition page for other considerations.

Oklahoma Department of Mental Health and Substance Abuse Services

Counts of Admitted Clients Served by Funding Source for Each Agency During FY1995

TRI-CITY YOUTH & FAMILY CENTER

		Funding Source						
		Total	Mental Health	Substance Abuse	Domestic Violence	Residential Care	Medicaid	Other
Total	Unduplicated Count	271	11	271	0	0	0	0
Sex	Female	154	11	154	0	0	0	0
	Male	117	0	117	0	0	0	0
Age	05-17	160	10	160	0	0	0	0
	18-20	22	0	22	0	0	0	0
	21-24	12	0	12	0	0	0	0
	25-34	36	0	36	0	0	0	0
	35-44	36	1	36	0	0	0	0
	45-54	3	0	3	0	0	0	0
	65-74	2	0	2	0	0	0	0
Race	White	242	10	242	0	0	0	0
	Black	5	0	5	0	0	0	0
	Native American	22	1	22	0	0	0	0
	Hispanic	2	0	2	0	0	0	0
Presenting Problem/Diagnosis	Alcohol Abuse	72	1	72	0	0	0	0
	Developmental Disorder	3	0	3	0	0	0	0
	Mood Disorder	2	0	2	0	0	0	0
	Other Psychotic	1	0	1	0	0	0	0
	Social Conditions	143	4	143	0	0	0	0
	Substance Related	45	6	45	0	0	0	0
	Deferred/No Diagnosis	5	0	5	0	0	0	0
County of Residence	Cleveland	2	0	2	0	0	0	0
	Lincoln	16	0	16	0	0	0	0
	Logan	2	0	2	0	0	0	0
	Murray	1	0	1	0	0	0	0
	Oklahoma	249	11	249	0	0	0	0
	Pottawatomie	1	0	1	0	0	0	0
Other Indicators	Deaf and Hearing Impaired	1	0	1	0	0	0	0
	Dual Diagnosis	8	0	8	0	0	0	0
	Homeless	1	0	1	0	0	0	0
	SED (6-17)	2	0	2	0	0	0	0
	SMI (If ever)	9	0	9	0	0	0	0

Notes: The same client may be counted in more than one category, e.g., clients can receive services under more than one contract source, in more than one "County of Residence," or may have multiple "Other Indicators." Please see Definition page for other considerations.

Oklahoma Department of Mental Health and Substance Abuse Services

Counts of Admitted Clients Served by Funding Source for Each Agency During FY1995

TURNING POINT

	Total	Funding Source					
		Mental Health	Substance Abuse	Domestic Violence	Residential Care	Medicaid	Other
Total							
Unduplicated Count	209	0	209	0	0	0	6
Sex							
Female	93	0	93	0	0	0	3
Male	116	0	116	0	0	0	3
Age							
05-17	22	0	22	0	0	0	1
18-20	15	0	15	0	0	0	0
21-24	23	0	23	0	0	0	0
25-34	72	0	72	0	0	0	2
35-44	56	0	56	0	0	0	2
45-54	15	0	15	0	0	0	1
55-64	5	0	5	0	0	0	0
75-84	1	0	1	0	0	0	0
Race							
White	157	0	157	0	0	0	5
Black	10	0	10	0	0	0	0
Native American	38	0	38	0	0	0	1
Hispanic	3	0	3	0	0	0	0
Asian	1	0	1	0	0	0	0
Presenting Problem/Diagnosis							
Alcohol Abuse	71	0	71	0	0	0	3
Social Conditions	23	0	23	0	0	0	0
Substance Related	114	0	114	0	0	0	3
Deferred/No Diagnosis	1	0	1	0	0	0	0
County of Residence							
Dewey	2	0	2	0	0	0	0
Mayes	1	0	1	0	0	0	0
Nowata	7	0	7	0	0	0	1
Oklahoma	1	0	1	0	0	0	0
Osage	5	0	5	0	0	0	0
Tulsa	1	0	1	0	0	0	0
Washington	189	0	189	0	0	0	5
Out of State/Unknown	3	0	3	0	0	0	0
Other Indicators							
Dual Diagnosis	4	0	4	0	0	0	0
Homeless	3	0	3	0	0	0	0
SMI (If ever)	25	0	25	0	0	0	0

Notes: The same client may be counted in more than one category, e.g., clients can receive services under more than one contract source, in more than one "County of Residence," or may have multiple "Other Indicators." Please see Definition page for other considerations.

Oklahoma Department of Mental Health and Substance Abuse Services

Counts of Admitted Clients Served by Funding Source for Each Agency During FY1995

TWELVE & TWELVE, INC.

	Total	Funding Source					
		Mental Health	Substance Abuse	Domestic Violence	Residential Care	Medicaid	Other
Total							
Unduplicated Count	1,233	0	1,169	0	0	0	251
Sex							
Female	340	0	339	0	0	0	50
Male	893	0	830	0	0	0	201
Age							
05-17	1	0	1	0	0	0	1
18-20	50	0	49	0	0	0	9
21-24	130	0	123	0	0	0	18
25-34	481	0	462	0	0	0	82
35-44	403	0	385	0	0	0	98
45-54	131	0	116	0	0	0	34
55-64	30	0	27	0	0	0	5
65-74	6	0	6	0	0	0	3
75-84	1	0	0	0	0	0	1
Race							
White	866	0	828	0	0	0	178
Black	204	0	191	0	0	0	41
Native American	141	0	131	0	0	0	24
Hispanic	22	0	19	0	0	0	8
Presenting Problem/Diagnosis							
Alcohol Abuse	558	0	515	0	0	0	136
Developmental Disorder	1	0	1	0	0	0	0
Mood Disorder	1	0	1	0	0	0	0
Social Conditions	1	0	0	0	0	0	1
Substance Related	672	0	652	0	0	0	114
County of Residence							
Adair	5	0	3	0	0	0	2
Beckham	1	0	0	0	0	0	1
Caddo	1	0	1	0	0	0	1
Carter	3	0	3	0	0	0	0
Cherokee	15	0	15	0	0	0	1
Choctaw	1	0	1	0	0	0	0
Cleveland	3	0	2	0	0	0	2
Comanche	2	0	2	0	0	0	1
Craig	3	0	3	0	0	0	0
Creek	54	0	54	0	0	0	4
Delaware	3	0	3	0	0	0	2
Garfield	1	0	0	0	0	0	1
Grady	2	0	1	0	0	0	1
Grant	1	0	1	0	0	0	0
Haskell	1	0	1	0	0	0	1
Hughes	1	0	1	0	0	0	0
Jackson	1	0	1	0	0	0	0
Johnston	1	0	1	0	0	0	0
Kay	4	0	4	0	0	0	0
LeFlore	1	0	0	0	0	0	1
Lincoln	3	0	2	0	0	0	1
Logan	1	0	0	0	0	0	1
Love	1	0	0	0	0	0	1

Notes: The same client may be counted in more than one category, e.g., clients can receive services under more than one contract source, in more than one "County of Residence," or may have multiple "Other Indicators." Please see Definition page for other considerations.

Oklahoma Department of Mental Health and Substance Abuse Services
Counts of Admitted Clients Served by Funding Source for Each Agency During FY1995
TWELVE & TWELVE, INC.

	Funding Source						
	Total	Mental Health	Substance Abuse	Domestic Violence	Residential Care	Medicaid	Other
Mayes	13	0	12	0	0	0	3
McCurtain	3	0	2	0	0	0	1
McIntosh	6	0	6	0	0	0	1
Muskogee	44	0	44	0	0	0	3
Noble	1	0	1	0	0	0	0
Oklahoma	15	0	13	0	0	0	7
Okmulgee	43	0	42	0	0	0	7
Osage	15	0	15	0	0	0	1
Ottawa	9	0	9	0	0	0	1
Pawnee	3	0	3	0	0	0	0
Payne	7	0	7	0	0	0	3
Pittsburgh	4	0	2	0	0	0	2
Pottawatomie	2	0	2	0	0	0	2
Pushmataha	1	0	1	0	0	0	0
Rogers	27	0	25	0	0	0	5
Seminole	1	0	0	0	0	0	1
Sequoyah	6	0	6	0	0	0	0
Tillman	1	0	0	0	0	0	1
Tulsa	862	0	826	0	0	0	175
Wagoner	18	0	17	0	0	0	3
Washington	26	0	23	0	0	0	8
Out of State/Unknown	17	0	14	0	0	0	6
Other Indicators							
Deaf and Hearing Impaired	2	0	2	0	0	0	0
Dual Diagnosis	2	0	2	0	0	0	0
Homeless	148	0	140	0	0	0	46
SMI (If ever)	299	0	295	0	0	0	52

Notes: The same client may be counted in more than one category, e.g., clients can receive services under more than one contract source, in more than one "County of Residence," or may have multiple "Other Indicators." Please see Definition page for other considerations.

Oklahoma Department of Mental Health and Substance Abuse Services
Counts of Admitted Clients Served by Funding Source for Each Agency During FY1995
VIAN RESIDENTIAL CARE

	Total	Funding Source					
		Mental Health	Substance Abuse	Domestic Violence	Residential Care	Medicaid	Other
Total							
Unduplicated Count	55	0	0	0	55	0	0
Sex							
Female	19	0	0	0	19	0	0
Male	36	0	0	0	36	0	0
Age							
18-20	1	0	0	0	1	0	0
21-24	3	0	0	0	3	0	0
25-34	13	0	0	0	13	0	0
35-44	16	0	0	0	16	0	0
45-54	12	0	0	0	12	0	0
55-64	7	0	0	0	7	0	0
65-74	3	0	0	0	3	0	0
Race							
White	35	0	0	0	35	0	0
Black	7	0	0	0	7	0	0
Native American	9	0	0	0	9	0	0
Hispanic	4	0	0	0	4	0	0
Presenting Problem/Diagnosis							
Alcohol Abuse	1	0	0	0	1	0	0
Developmental Disorder	5	0	0	0	5	0	0
Mood Disorder	35	0	0	0	35	0	0
Other Psychotic	7	0	0	0	7	0	0
Social Conditions	5	0	0	0	5	0	0
Deferred/No Diagnosis	2	0	0	0	2	0	0
County of Residence							
Cherokee	4	0	0	0	4	0	0
Muskogee	3	0	0	0	3	0	0
Nowata	1	0	0	0	1	0	0
Sequoyah	47	0	0	0	47	0	0
Other Indicators							
Deaf and Hearing Impaired	1	0	0	0	1	0	0
Dual Diagnosis	1	0	0	0	1	0	0
Homeless	4	0	0	0	4	0	0
SMI (If ever)	55	0	0	0	55	0	0

Notes: The same client may be counted in more than one category, e.g., clients can receive services under more than one contract source, in more than one "County of Residence," or may have multiple "Other Indicators." Please see Definition page for other considerations.

Oklahoma Department of Mental Health and Substance Abuse Services

Counts of Admitted Clients Served by Funding Source for Each Agency During FY1995

VINITA ALCOHOL AND DRUG TREATMENT CENTER

		Funding Source						
		Total	Mental Health	Substance Abuse	Domestic Violence	Residential Care	Medicaid	Other
Total	Unduplicated Count	439	0	439	0	0	0	0
Sex	Male	439	0	439	0	0	0	0
Age	18-20	7	0	7	0	0	0	0
	21-24	21	0	21	0	0	0	0
	25-34	176	0	176	0	0	0	0
	35-44	142	0	142	0	0	0	0
	45-54	66	0	66	0	0	0	0
	55-64	23	0	23	0	0	0	0
	65-74	4	0	4	0	0	0	0
Race	White	287	0	287	0	0	0	0
	Black	65	0	65	0	0	0	0
	Native American	78	0	78	0	0	0	0
	Hispanic	9	0	9	0	0	0	0
Presenting Problem/Diagnosis	Alcohol Abuse	374	0	374	0	0	0	0
	Social Conditions	2	0	2	0	0	0	0
	Substance Related	63	0	63	0	0	0	0
County of Residence	Adair	2	0	2	0	0	0	0
	Alfalfa	1	0	1	0	0	0	0
	Atoka	23	0	23	0	0	0	0
	Bryan	2	0	2	0	0	0	0
	Choctaw	2	0	2	0	0	0	0
	Cleveland	21	0	21	0	0	0	0
	Coal	12	0	12	0	0	0	0
	Craig	26	0	26	0	0	0	0
	Delaware	2	0	2	0	0	0	0
	Garfield	28	0	28	0	0	0	0
	Greer	1	0	1	0	0	0	0
	LeFlore	13	0	13	0	0	0	0
	Lincoln	1	0	1	0	0	0	0
	Mayes	2	0	2	0	0	0	0
	Muskogee	34	0	34	0	0	0	0
	Okfuskee	10	0	10	0	0	0	0
	Oklahoma	42	0	42	0	0	0	0
	Osage	4	0	4	0	0	0	0
	Ottawa	1	0	1	0	0	0	0
	Payne	100	0	100	0	0	0	0
	Pittsburgh	1	0	1	0	0	0	0
	Pontotoc	1	0	1	0	0	0	0
	Pushmataha	1	0	1	0	0	0	0
	Rogers	3	0	3	0	0	0	0
	Stephens	1	0	1	0	0	0	0
	Tulsa	89	0	89	0	0	0	0
	Wagoner	2	0	2	0	0	0	0
	Washington	4	0	4	0	0	0	0

Notes: The same client may be counted in more than one category, e.g., clients can receive services under more than one contract source, in more than one "County of Residence," or may have multiple "Other Indicators." Please see Definition page for other considerations.

Oklahoma Department of Mental Health and Substance Abuse Services
 Counts of Admitted Clients Served by Funding Source for Each Agency During FY1995
VINITA ALCOHOL AND DRUG TREATMENT CENTER

	Total	Funding Source					
		Mental Health	Substance Abuse	Domestic Violence	Residential Care	Medicaid	Other
Woodward	10	0	10	0	0	0	0
Other Indicators							
Dual Diagnosis	3	0	3	0	0	0	0
Homeless	2	0	2	0	0	0	0
SMI (If ever)	53	0	53	0	0	0	0

Notes: The same client may be counted in more than one category, e.g., clients can receive services under more than one contract source, in more than one "County of Residence," or may have multiple "Other Indicators." Please see Definition page for other considerations.

Oklahoma Department of Mental Health and Substance Abuse Services

Counts of Admitted Clients Served by Funding Source for Each Agency During FY1995

WESTCARE SUPP LIVING CTR

	Total	Funding Source					
		Mental Health	Substance Abuse	Domestic Violence	Residential Care	Medicaid	Other
Total							
Unduplicated Count	129	0	0	0	129	0	0
Sex							
Female	53	0	0	0	53	0	0
Male	76	0	0	0	76	0	0
Age							
18-20	9	0	0	0	9	0	0
21-24	11	0	0	0	11	0	0
25-34	35	0	0	0	35	0	0
35-44	39	0	0	0	39	0	0
45-54	21	0	0	0	21	0	0
55-64	14	0	0	0	14	0	0
Race							
White	101	0	0	0	101	0	0
Black	16	0	0	0	16	0	0
Native American	6	0	0	0	6	0	0
Hispanic	3	0	0	0	3	0	0
Asian	3	0	0	0	3	0	0
Presenting Problem/Diagnosis							
Alcohol Abuse	1	0	0	0	1	0	0
Mood Disorder	1	0	0	0	1	0	0
Other Psychotic	1	0	0	0	1	0	0
Social Conditions	2	0	0	0	2	0	0
Substance Related	1	0	0	0	1	0	0
Deferred/No Diagnosis	123	0	0	0	123	0	0
County of Residence							
Beckham	30	0	0	0	30	0	0
Canadian	1	0	0	0	1	0	0
Cherokee	2	0	0	0	2	0	0
Cleveland	17	0	0	0	17	0	0
Comanche	8	0	0	0	8	0	0
Custer	2	0	0	0	2	0	0
Garfield	2	0	0	0	2	0	0
Jackson	1	0	0	0	1	0	0
Kay	3	0	0	0	3	0	0
Kingfisher	2	0	0	0	2	0	0
Kiowa	1	0	0	0	1	0	0
Noble	1	0	0	0	1	0	0
Oklahoma	33	0	0	0	33	0	0
Payne	1	0	0	0	1	0	0
Pittsburgh	1	0	0	0	1	0	0
Pottawatomie	1	0	0	0	1	0	0
Seminole	2	0	0	0	2	0	0
Texas	1	0	0	0	1	0	0
Tulsa	4	0	0	0	4	0	0
Washita	3	0	0	0	3	0	0
Woodward	10	0	0	0	10	0	0
Out of State/Unknown	3	0	0	0	3	0	0
Other Indicators							
Deaf and Hearing Impaired	2	0	0	0	2	0	0

Notes: The same client may be counted in more than one category, e.g., clients can receive services under more than one contract source, in more than one "County of Residence," or may have multiple "Other Indicators." Please see Definition page for other considerations.

Oklahoma Department of Mental Health and Substance Abuse Services
 Counts of Admitted Clients Served by Funding Source for Each Agency During FY1995
WESTCARE SUPP LIVING CTR

	Funding Source						
	Total	Mental Health	Substance Abuse	Domestic Violence	Residential Care	Medicaid	Other
Homeless	7	0	0	0	7	0	0
SMI (If ever)	129	0	0	0	129	0	0

Notes: The same client may be counted in more than one category, e.g., clients can receive services under more than one contract source, in more than one "County of Residence," or may have multiple "Other Indicators." Please see Definition page for other considerations.

Oklahoma Department of Mental Health and Substance Abuse Services

Counts of Admitted Clients Served by Funding Source for Each Agency During FY1995

WESTERN STATE PSYCHIATRIC CENTER

	Total	Funding Source					
		Mental Health	Substance Abuse	Domestic Violence	Residential Care	Medicaid	Other
Total							
Unduplicated Count	2,197	1,557	728	0	0	0	0
Sex							
Female	818	818	0	0	0	0	0
Male	1,379	739	728	0	0	0	0
Age							
05-17	191	191	0	0	0	0	0
18-20	79	66	17	0	0	0	0
21-24	172	129	53	0	0	0	0
25-34	600	370	259	0	0	0	0
35-44	602	385	249	0	0	0	0
45-54	304	210	103	0	0	0	0
55-64	153	114	42	0	0	0	0
65-74	56	53	3	0	0	0	0
75-84	31	30	2	0	0	0	0
85+	9	9	0	0	0	0	0
Race							
White	1,864	1,397	537	0	0	0	0
Black	118	47	77	0	0	0	0
Native American	138	58	89	0	0	0	0
Hispanic	70	49	24	0	0	0	0
Asian	7	6	1	0	0	0	0
Presenting Problem/Diagnosis							
Alcohol Abuse	552	158	441	0	0	0	0
Developmental Disorder	47	47	0	0	0	0	0
Mood Disorder	691	691	10	0	0	0	0
Non Alcohol/Drug Related Organic	31	31	1	0	0	0	0
Other Non-Psychotic	98	98	4	0	0	0	0
Other Psychotic	134	134	4	0	0	0	0
Personality Disorder	1	1	0	0	0	0	0
Schizophrenia	165	165	1	0	0	0	0
Social Conditions	166	166	2	0	0	0	0
Substance Related	303	57	265	0	0	0	0
Deferred/No Diagnosis	9	9	0	0	0	0	0
County of Residence							
Adair	4	4	0	0	0	0	0
Alfalfa	73	67	8	0	0	0	0
Atoka	11	4	7	0	0	0	0
Beaver	33	29	4	0	0	0	0
Beckham	85	65	24	0	0	0	0
Blaine	20	12	8	0	0	0	0
Bryan	2	1	1	0	0	0	0
Caddo	14	3	11	0	0	0	0
Canadian	3	2	1	0	0	0	0
Carter	4	1	3	0	0	0	0
Cherokee	2	2	0	0	0	0	0
Choctaw	3	2	1	0	0	0	0
Cimarron	10	10	0	0	0	0	0
Cleveland	46	14	32	0	0	0	0
Comanche	52	8	45	0	0	0	0

Notes: The same client may be counted in more than one category, e.g., clients can receive services under more than one contract source, in more than one "County of Residence," or may have multiple "Other Indicators." Please see Definition page for other considerations.

Oklahoma Department of Mental Health and Substance Abuse Services

Counts of Admitted Clients Served by Funding Source for Each Agency During FY1995

WESTERN STATE PSYCHIATRIC CENTER

	Funding Source						
	Total	Mental Health	Substance Abuse	Domestic Violence	Residential Care	Medicaid	Other
Cotton	4	0	4	0	0	0	0
Craig	5	2	3	0	0	0	0
Creek	4	4	0	0	0	0	0
Custer	108	88	25	0	0	0	0
Delaware	2	1	1	0	0	0	0
Dewey	21	19	2	0	0	0	0
Ellis	35	33	5	0	0	0	0
Garfield	153	38	119	0	0	0	0
Garvin	3	2	1	0	0	0	0
Grady	6	3	3	0	0	0	0
Grant	3	3	0	0	0	0	0
Greer	13	8	5	0	0	0	0
Harper	39	39	2	0	0	0	0
Hughes	1	0	1	0	0	0	0
Jackson	7	2	5	0	0	0	0
Jefferson	4	0	4	0	0	0	0
Johnston	1	1	0	0	0	0	0
Kay	9	7	2	0	0	0	0
Kingfisher	5	3	2	0	0	0	0
Kiowa	17	14	3	0	0	0	0
Latimer	1	1	0	0	0	0	0
LeFlore	3	0	3	0	0	0	0
Lincoln	1	1	0	0	0	0	0
Logan	4	3	1	0	0	0	0
Major	51	51	3	0	0	0	0
McClain	4	1	3	0	0	0	0
McCurtain	1	1	0	0	0	0	0
McIntosh	1	1	0	0	0	0	0
Murray	2	2	0	0	0	0	0
Muskogee	14	1	13	0	0	0	0
Okfuskee	7	0	7	0	0	0	0
Oklahoma	162	23	143	0	0	0	0
Okmulgee	4	3	1	0	0	0	0
Osage	3	2	1	0	0	0	0
Ottawa	2	2	0	0	0	0	0
Payne	6	3	3	0	0	0	0
Pittsburgh	60	3	57	0	0	0	0
Pottawatomie	9	5	5	0	0	0	0
Pushmataha	1	1	0	0	0	0	0
Roger Mills	6	2	4	0	0	0	0
Rogers	2	2	0	0	0	0	0
Seminole	1	0	1	0	0	0	0
Sequoyah	1	1	0	0	0	0	0
Stephens	8	0	8	0	0	0	0
Texas	205	202	9	0	0	0	0
Tillman	4	2	2	0	0	0	0
Tulsa	50	18	32	0	0	0	0
Wagoner	5	5	0	0	0	0	0
Washington	6	4	2	0	0	0	0
Washita	21	18	4	0	0	0	0
Woods	238	232	9	0	0	0	0
Woodward	481	446	83	0	0	0	0

Notes: The same client may be counted in more than one category, e.g., clients can receive services under more than one contract source, in more than one "County of Residence," or may have multiple "Other Indicators." Please see Definition page for other considerations.

Oklahoma Department of Mental Health and Substance Abuse Services
Counts of Admitted Clients Served by Funding Source for Each Agency During FY1995
WESTERN STATE PSYCHIATRIC CENTER

	Funding Source						
	Total	Mental Health	Substance Abuse	Domestic Violence	Residential Care	Medicaid	Other
Out of State/Unknown	31	30	2	0	0	0	0
Other Indicators							
Deaf and Hearing Impaired	11	9	2	0	0	0	0
Dual Diagnosis	343	342	17	0	0	0	0
Homeless	79	59	22	0	0	0	0
SED (6-17)	24	24	0	0	0	0	0
SMI (If ever)	967	904	106	0	0	0	0

Notes: The same client may be counted in more than one category, e.g., clients can receive services under more than one contract source, in more than one "County of Residence," or may have multiple "Other Indicators." Please see Definition page for other considerations.

Oklahoma Department of Mental Health and Substance Abuse Services

Counts of Admitted Clients Served by Funding Source for Each Agency During FY1995

WHEATLAND MH CTR, INC.

	Total	Funding Source					
		Mental Health	Substance Abuse	Domestic Violence	Residential Care	Medicaid	Other
Total							
Unduplicated Count	1,252	1,249	118	0	0	0	0
Sex							
Female	684	683	63	0	0	0	0
Male	568	566	55	0	0	0	0
Age							
0-04	6	6	0	0	0	0	0
05-17	305	305	3	0	0	0	0
18-20	45	45	4	0	0	0	0
21-24	89	87	17	0	0	0	0
25-34	253	252	31	0	0	0	0
35-44	269	269	50	0	0	0	0
45-54	152	152	10	0	0	0	0
55-64	78	78	3	0	0	0	0
65-74	33	33	0	0	0	0	0
75-84	16	16	0	0	0	0	0
85+	6	6	0	0	0	0	0
Race							
White	1,099	1,097	107	0	0	0	0
Black	97	96	5	0	0	0	0
Native American	29	29	4	0	0	0	0
Hispanic	27	27	2	0	0	0	0
Presenting Problem/Diagnosis							
Alcohol Abuse	47	46	27	0	0	0	0
Developmental Disorder	161	161	2	0	0	0	0
Mood Disorder	478	478	31	0	0	0	0
Non Alcohol/Drug Related Organic	14	14	0	0	0	0	0
Other Non-Psychotic	223	223	14	0	0	0	0
Other Psychotic	49	49	4	0	0	0	0
Personality Disorder	84	84	11	0	0	0	0
Schizophrenia	124	124	5	0	0	0	0
Social Conditions	33	33	7	0	0	0	0
Substance Related	39	37	17	0	0	0	0
County of Residence							
Alfalfa	3	3	0	0	0	0	0
Blaine	1	1	0	0	0	0	0
Canadian	1	1	0	0	0	0	0
Choctaw	1	1	0	0	0	0	0
Garfield	723	722	57	0	0	0	0
Garvin	1	1	0	0	0	0	0
Grant	45	45	1	0	0	0	0
Haskell	1	1	1	0	0	0	0
Kay	3	3	0	0	0	0	0
Kingfisher	188	186	46	0	0	0	0
Lincoln	1	1	0	0	0	0	0
Logan	261	261	12	0	0	0	0
Love	1	1	0	0	0	0	0
Major	6	6	0	0	0	0	0
Noble	2	2	0	0	0	0	0
Oklahoma	6	6	1	0	0	0	0

Notes: The same client may be counted in more than one category, e.g., clients can receive services under more than one contract source, in more than one "County of Residence," or may have multiple "Other Indicators." Please see Definition page for other considerations.

Oklahoma Department of Mental Health and Substance Abuse Services
Counts of Admitted Clients Served by Funding Source for Each Agency During FY1995
WHEATLAND MH CTR, INC.

	Funding Source						
	Total	Mental Health	Substance Abuse	Domestic Violence	Residential Care	Medicaid	Other
Ottawa	1	1	0	0	0	0	0
Payne	1	1	0	0	0	0	0
Tulsa	1	1	0	0	0	0	0
Washington	1	1	0	0	0	0	0
Woods	1	1	0	0	0	0	0
Out of State/Unknown	3	3	0	0	0	0	0
Other Indicators							
Deaf and Hearing Impaired	11	11	0	0	0	0	0
Dual Diagnosis	207	206	48	0	0	0	0
Homeless	31	31	4	0	0	0	0
SED (6-17)	241	241	0	0	0	0	0
SMI (If ever)	792	791	83	0	0	0	0

Notes: The same client may be counted in more than one category, e.g., clients can receive services under more than one contract source, in more than one "County of Residence," or may have multiple "Other Indicators." Please see Definition page for other considerations.

Oklahoma Department of Mental Health and Substance Abuse Services

Counts of Admitted Clients Served by Funding Source for Each Agency During FY1995

WOMEN IN SAFE HOMES, INC.

	Total	Funding Source					
		Mental Health	Substance Abuse	Domestic Violence	Residential Care	Medicaid	Other
Total							
Unduplicated Count	449	0	0	449	0	0	0
Sex							
Female	350	0	0	350	0	0	0
Male	99	0	0	99	0	0	0
Age							
0-04	105	0	0	105	0	0	0
05-17	125	0	0	125	0	0	0
18-20	22	0	0	22	0	0	0
21-24	34	0	0	34	0	0	0
25-34	92	0	0	92	0	0	0
35-44	53	0	0	53	0	0	0
45-54	12	0	0	12	0	0	0
55-64	4	0	0	4	0	0	0
65-74	2	0	0	2	0	0	0
Race							
White	276	0	0	276	0	0	0
Black	82	0	0	82	0	0	0
Native American	80	0	0	80	0	0	0
Hispanic	11	0	0	11	0	0	0
Presenting Problem/Diagnosis							
Developmental Disorder	1	0	0	1	0	0	0
Mood Disorder	1	0	0	1	0	0	0
Other Psychotic	1	0	0	1	0	0	0
Social Conditions	405	0	0	405	0	0	0
Deferred/No Diagnosis	41	0	0	41	0	0	0
County of Residence							
Cherokee	11	0	0	11	0	0	0
Comanche	1	0	0	1	0	0	0
Craig	1	0	0	1	0	0	0
Creek	5	0	0	5	0	0	0
Haskell	1	0	0	1	0	0	0
Hughes	2	0	0	2	0	0	0
LeFlore	3	0	0	3	0	0	0
McIntosh	8	0	0	8	0	0	0
Muskogee	253	0	0	253	0	0	0
Noble	1	0	0	1	0	0	0
Okfuskee	22	0	0	22	0	0	0
Oklahoma	4	0	0	4	0	0	0
Okmulgee	18	0	0	18	0	0	0
Pittsburgh	25	0	0	25	0	0	0
Pottawatomie	3	0	0	3	0	0	0
Pushmataha	3	0	0	3	0	0	0
Rogers	4	0	0	4	0	0	0
Seminole	2	0	0	2	0	0	0
Sequoyah	21	0	0	21	0	0	0
Tulsa	15	0	0	15	0	0	0
Wagoner	28	0	0	28	0	0	0
Out of State/Unknown	18	0	0	18	0	0	0

Other Indicators

Notes: The same client may be counted in more than one category, e.g., clients can receive services under more than one contract source, in more than one "County of Residence," or may have multiple "Other Indicators." Please see Definition page for other considerations.

Oklahoma Department of Mental Health and Substance Abuse Services
 Counts of Admitted Clients Served by Funding Source for Each Agency During FY1995
WOMEN IN SAFE HOMES, INC.

	Funding Source						
	Total	Mental Health	Substance Abuse	Domestic Violence	Residential Care	Medicaid	Other
Dual Diagnosis	1	0	0	1	0	0	0
Homeless	99	0	0	99	0	0	0
SMI (If ever)	59	0	0	59	0	0	0

Notes: The same client may be counted in more than one category, e.g., clients can receive services under more than one contract source, in more than one "County of Residence," or may have multiple "Other Indicators." Please see Definition page for other considerations.

Oklahoma Department of Mental Health and Substance Abuse Services

Counts of Admitted Clients Served by Funding Source for Each Agency During FY1995

WOMEN'S CRISIS SERVICES

	Total	Funding Source					
		Mental Health	Substance Abuse	Domestic Violence	Residential Care	Medicaid	Other
Total							
Unduplicated Count	241	0	0	241	0	0	0
Sex							
Female	185	0	0	185	0	0	0
Male	56	0	0	56	0	0	0
Age							
0-04	62	0	0	62	0	0	0
05-17	67	0	0	67	0	0	0
18-20	8	0	0	8	0	0	0
21-24	17	0	0	17	0	0	0
25-34	57	0	0	57	0	0	0
35-44	23	0	0	23	0	0	0
45-54	5	0	0	5	0	0	0
65-74	1	0	0	1	0	0	0
75-84	1	0	0	1	0	0	0
Race							
White	192	0	0	192	0	0	0
Black	10	0	0	10	0	0	0
Native American	31	0	0	31	0	0	0
Hispanic	8	0	0	8	0	0	0
Presenting Problem/Diagnosis							
Alcohol Abuse	1	0	0	1	0	0	0
Mood Disorder	2	0	0	2	0	0	0
Other Psychotic	1	0	0	1	0	0	0
Social Conditions	232	0	0	232	0	0	0
Substance Related	1	0	0	1	0	0	0
Deferred/No Diagnosis	4	0	0	4	0	0	0
County of Residence							
Adair	3	0	0	3	0	0	0
Grady	3	0	0	3	0	0	0
Latimer	13	0	0	13	0	0	0
LeFlore	163	0	0	163	0	0	0
Mayes	1	0	0	1	0	0	0
McCurtain	8	0	0	8	0	0	0
Osage	1	0	0	1	0	0	0
Pittsburgh	8	0	0	8	0	0	0
Sequoyah	5	0	0	5	0	0	0
Tulsa	1	0	0	1	0	0	0
Out of State/Unknown	35	0	0	35	0	0	0
Other Indicators							
Deaf and Hearing Impaired	1	0	0	1	0	0	0
Homeless	17	0	0	17	0	0	0
SMI (If ever)	14	0	0	14	0	0	0

Notes: The same client may be counted in more than one category, e.g., clients can receive services under more than one contract source, in more than one "County of Residence," or may have multiple "Other Indicators." Please see Definition page for other considerations.

Oklahoma Department of Mental Health and Substance Abuse Services

Counts of Admitted Clients Served by Funding Source for Each Agency During FY1995

WOMENS RESOURCE CENTER

		Funding Source						
		Total	Mental Health	Substance Abuse	Domestic Violence	Residential Care	Medicaid	Other
Total	Unduplicated Count	444	0	0	444	0	0	0
Sex	Female	340	0	0	340	0	0	0
	Male	104	0	0	104	0	0	0
Age	0-04	79	0	0	79	0	0	0
	05-17	117	0	0	117	0	0	0
	18-20	20	0	0	20	0	0	0
	21-24	41	0	0	41	0	0	0
	25-34	101	0	0	101	0	0	0
	35-44	69	0	0	69	0	0	0
	45-54	15	0	0	15	0	0	0
	55-64	2	0	0	2	0	0	0
Race	White	270	0	0	270	0	0	0
	Black	114	0	0	114	0	0	0
	Native American	45	0	0	45	0	0	0
	Hispanic	9	0	0	9	0	0	0
	Asian	6	0	0	6	0	0	0
Presenting Problem/Diagnosis	Alcohol Abuse	1	0	0	1	0	0	0
	Mood Disorder	7	0	0	7	0	0	0
	Social Conditions	395	0	0	395	0	0	0
	Deferred/No Diagnosis	41	0	0	41	0	0	0
County of Residence	Caddo	2	0	0	2	0	0	0
	Cleveland	213	0	0	213	0	0	0
	Delaware	2	0	0	2	0	0	0
	Garfield	2	0	0	2	0	0	0
	Garvin	2	0	0	2	0	0	0
	Grady	17	0	0	17	0	0	0
	McClain	6	0	0	6	0	0	0
	Noble	3	0	0	3	0	0	0
	Oklahoma	143	0	0	143	0	0	0
	Pontotoc	3	0	0	3	0	0	0
	Pottawatomie	13	0	0	13	0	0	0
	Roger Mills	5	0	0	5	0	0	0
	Seminole	2	0	0	2	0	0	0
	Out of State/Unknown	31	0	0	31	0	0	0
Other Indicators	Deaf and Hearing Impaired	3	0	0	3	0	0	0
	Homeless	324	0	0	324	0	0	0
	SMI (If ever)	44	0	0	44	0	0	0

Notes: The same client may be counted in more than one category, e.g., clients can receive services under more than one contract source, in more than one "County of Residence," or may have multiple "Other Indicators." Please see Definition page for other considerations.

Oklahoma Department of Mental Health and Substance Abuse Services
Counts of Admitted Clients Served by Funding Source for Each Agency During FY1995
WOMEN'S SERVICE & FAMILY RESOURCE CENTER

	Total	Funding Source					
		Mental Health	Substance Abuse	Domestic Violence	Residential Care	Medicaid	Other
Total							
Unduplicated Count	236	0	0	236	0	0	0
Sex							
Female	179	0	0	179	0	0	0
Male	57	0	0	57	0	0	0
Age							
0-04	52	0	0	52	0	0	0
05-17	57	0	0	57	0	0	0
18-20	5	0	0	5	0	0	0
21-24	17	0	0	17	0	0	0
25-34	66	0	0	66	0	0	0
35-44	33	0	0	33	0	0	0
45-54	5	0	0	5	0	0	0
75-84	1	0	0	1	0	0	0
Race							
White	179	0	0	179	0	0	0
Black	7	0	0	7	0	0	0
Native American	30	0	0	30	0	0	0
Hispanic	20	0	0	20	0	0	0
Presenting Problem/Diagnosis							
Social Conditions	213	0	0	213	0	0	0
Deferred/No Diagnosis	23	0	0	23	0	0	0
County of Residence							
Blaine	4	0	0	4	0	0	0
Caddo	19	0	0	19	0	0	0
Canadian	15	0	0	15	0	0	0
Comanche	1	0	0	1	0	0	0
Grady	186	0	0	186	0	0	0
McClain	3	0	0	3	0	0	0
Oklahoma	2	0	0	2	0	0	0
Wagoner	4	0	0	4	0	0	0
Out of State/Unknown	2	0	0	2	0	0	0
Other Indicators							
Deaf and Hearing Impaired	1	0	0	1	0	0	0
Homeless	27	0	0	27	0	0	0
SMI (If ever)	30	0	0	30	0	0	0

Notes: The same client may be counted in more than one category, e.g., clients can receive services under more than one contract source, in more than one "County of Residence," or may have multiple "Other Indicators." Please see Definition page for other considerations.

Oklahoma Department of Mental Health and Substance Abuse Services

Counts of Admitted Clients Served by Funding Source for Each Agency During FY1995

YWCA CRISIS CENTER

	Total	Funding Source					
		Mental Health	Substance Abuse	Domestic Violence	Residential Care	Medicaid	Other
Total							
Unduplicated Count	282	2	0	279	0	0	0
Sex							
Female	226	2	0	225	0	0	0
Male	56	0	0	54	0	0	0
Age							
0-04	55	0	0	55	0	0	0
05-17	72	0	0	69	0	0	0
18-20	20	0	0	20	0	0	0
21-24	21	1	0	21	0	0	0
25-34	65	1	0	65	0	0	0
35-44	33	0	0	33	0	0	0
45-54	14	0	0	14	0	0	0
55-64	2	0	0	2	0	0	0
Race							
White	224	2	0	221	0	0	0
Black	24	0	0	24	0	0	0
Native American	29	0	0	29	0	0	0
Hispanic	4	0	0	4	0	0	0
Asian	1	0	0	1	0	0	0
Presenting Problem/Diagnosis							
Alcohol Abuse	35	1	0	35	0	0	0
Developmental Disorder	2	0	0	2	0	0	0
Mood Disorder	1	0	0	1	0	0	0
Other Psychotic	1	0	0	1	0	0	0
Social Conditions	181	0	0	178	0	0	0
Substance Related	35	1	0	35	0	0	0
Deferred/No Diagnosis	27	0	0	27	0	0	0
County of Residence							
Alfalfa	7	0	0	7	0	0	0
Beaver	2	0	0	2	0	0	0
Canadian	8	0	0	8	0	0	0
Garfield	224	1	0	222	0	0	0
Grady	1	0	0	1	0	0	0
Grant	5	0	0	4	0	0	0
Jackson	4	0	0	4	0	0	0
Kay	5	0	0	5	0	0	0
Kingfisher	1	0	0	1	0	0	0
Logan	2	1	0	2	0	0	0
Major	6	0	0	6	0	0	0
Oklahoma	2	0	0	2	0	0	0
Payne	4	0	0	4	0	0	0
Seminole	6	0	0	6	0	0	0
Tulsa	1	0	0	1	0	0	0
Woodward	1	0	0	1	0	0	0
Out of State/Unknown	3	0	0	3	0	0	0
Other Indicators							
Dual Diagnosis	2	0	0	2	0	0	0
Homeless	190	2	0	190	0	0	0
SMI (If ever)	38	1	0	38	0	0	0

Notes: The same client may be counted in more than one category, e.g., clients can receive services under more than one contract source, in more than one "County of Residence," or may have multiple "Other Indicators." Please see Definition page for other considerations.

Oklahoma Department of Mental Health and Substance Abuse Services

Counts of Admitted Clients Served by Funding Source for Each Agency During FY1995

YWCA OF OKC CRISIS SERVICES

	Total	Funding Source					
		Mental Health	Substance Abuse	Domestic Violence	Residential Care	Medicaid	Other
Total							
Unduplicated Count	1,335	0	0	1,335	0	0	0
Sex							
Female	969	0	0	969	0	0	0
Male	366	0	0	366	0	0	0
Age							
0-04	254	0	0	254	0	0	0
05-17	267	0	0	267	0	0	0
18-20	62	0	0	62	0	0	0
21-24	101	0	0	101	0	0	0
25-34	349	0	0	349	0	0	0
35-44	216	0	0	216	0	0	0
45-54	66	0	0	66	0	0	0
55-64	13	0	0	13	0	0	0
65-74	7	0	0	7	0	0	0
Race							
White	741	0	0	741	0	0	0
Black	446	0	0	446	0	0	0
Native American	75	0	0	75	0	0	0
Hispanic	68	0	0	68	0	0	0
Asian	5	0	0	5	0	0	0
Presenting Problem/Diagnosis							
Developmental Disorder	1	0	0	1	0	0	0
Social Conditions	1,319	0	0	1,319	0	0	0
Deferred/No Diagnosis	15	0	0	15	0	0	0
County of Residence							
Beckham	1	0	0	1	0	0	0
Blaine	4	0	0	4	0	0	0
Canadian	40	0	0	40	0	0	0
Carter	10	0	0	10	0	0	0
Cleveland	23	0	0	23	0	0	0
Cotton	2	0	0	2	0	0	0
Creek	2	0	0	2	0	0	0
Dewey	4	0	0	4	0	0	0
Garfield	4	0	0	4	0	0	0
Garvin	3	0	0	3	0	0	0
Grady	15	0	0	15	0	0	0
Grant	3	0	0	3	0	0	0
Hughes	1	0	0	1	0	0	0
Jackson	10	0	0	10	0	0	0
Kiowa	1	0	0	1	0	0	0
Lincoln	10	0	0	10	0	0	0
Logan	8	0	0	8	0	0	0
McClain	7	0	0	7	0	0	0
Oklahoma	1,098	0	0	1,098	0	0	0
Pawnee	3	0	0	3	0	0	0
Pottawatomie	17	0	0	17	0	0	0
Stephens	1	0	0	1	0	0	0
Tulsa	11	0	0	11	0	0	0
Wagoner	3	0	0	3	0	0	0

Notes: The same client may be counted in more than one category, e.g., clients can receive services under more than one contract source, in more than one "County of Residence," or may have multiple "Other Indicators." Please see Definition page for other considerations.

Oklahoma Department of Mental Health and Substance Abuse Services
Counts of Admitted Clients Served by Funding Source for Each Agency During FY1995
YWCA OF OKC CRISIS SERVICES

	Funding Source						
	Total	Mental Health	Substance Abuse	Domestic Violence	Residential Care	Medicaid	Other
Woods	1	0	0	1	0	0	0
Out of State/Unknown	53	0	0	53	0	0	0
Other Indicators							
Deaf and Hearing Impaired	4	0	0	4	0	0	0
Homeless	71	0	0	71	0	0	0
SMI (If ever)	129	0	0	129	0	0	0

Notes: The same client may be counted in more than one category, e.g., clients can receive services under more than one contract source, in more than one "County of Residence," or may have multiple "Other Indicators." Please see Definition page for other considerations.

Definitions of Terms and Categorization Variables

The following are definitions of terms and categorization variables used in this Data Book report.

Admitted Clients Served

Admitted Clients Served had an admission transaction in the ICIS before or during the report year and had received a service during the year. They are counted only once in the total for each level of aggregation. This is called an unduplicated count.

Age

Client age is computed using the client's age at the middle of the fiscal year.

Contacts

Individuals are counted as contacts when they call or visit an agency, but are not admitted.

Funding Source

Funding Source helps identify the payment source of services. Frequently, clients receive services under multiple funding sources. The funding source categories for this report were Mental Health, Substance Abuse, Domestic Violence, Residential Care, Medicaid, and Other.

ICIS

The Oklahoma Department of Mental Health and Substance Abuse Services maintains an agency-wide database, the Integrated Client Information System (ICIS), to which all Department-funded services and transactions are reported. The ICIS contains demographic and service information about clients and agencies.

List of Agencies by Type

The following is a list of agencies by type that provided data during the Fiscal Year 1995:

AGENCY TYPE**AGENCY NAME****Community Mental Health**

ASSOCIATED CENTERS FOR THERAPY, INC.
BILL WILLIS MENTAL HEALTH
CARL ALBERT CMHC
CENTRAL OKLAHOMA CMHC
CHISHOLM TRAIL COUNSELING SERVICES
COMMUNITY COUNSELING CENTER
CREEKS MENTAL HEALTH SERVICES
EDWIN FAIR CMHC
FAMILY MENTAL HEALTH CENTER
GRAND LAKE M.H.C.
GREEN COUNTRY BEHAVIORAL HEALTH SERVICES
HOPE COMMUNITY SERVICES, INC.
JIM TALIAFERRO CMHC
MENTAL HEALTH SERVICES OF SOUTHERN OKLAHOMA
NORTH CARE CENTER
OK COUNTY CRISIS INTERVENTION CENTER
PARKSIDE, INC.
RED ROCK BEHAVIORAL HEALTH SERVICES
RED ROCK WEST
STAR MENTAL HEALTH
WESTERN STATE PSYCHIATRIC CENTER
WHEATLAND MENTAL HEALTH CENTER, INC.

Domestic Violence and Sexual Assault

ACMI HOUSE INC
ACTION ASSOCIATES, INC.
COMMUNITY CRISIS CENTER, INC.
CRISIS CONTROL CENTER
D.V. PROG. OF N. CENTRAL OK.
DOMESTIC ABUSE SAFE HOUSE-DASH
DOMESTIC VIOLENCE INTERVENTION SERVICES
FAMILY CRISIS & COUNSELING CENTER
FAMILY CRISIS CENTER, INC.
FAMILY SHELTER
HELP-IN-CRISIS, INC.
N.W. DOMESTIC CRISIS SERVICES
NEW DIRECTIONS, INC.
PROJECT SAFE, INC.
S.O.S. FOR FAMILIES
STILLWATER DOMESTIC VIOLENCE SERVICE INC.
WOMEN IN SAFE HOMES, INC.
WOMEN'S CRISIS SERVICES
WOMEN'S SERVICE & FAMILY RESOURCE CENTER
WOMENS RESOURCE CENTER
YWCA CRISIS CENTER
YWCA OF OKC CRISIS SERVICES

AGENCY TYPE	AGENCY NAME
Hospitals	EASTERN STATE HOSPITAL GRIFFIN MEMORIAL HOSPITAL OKLAHOMA YOUTH CENTER
Other Agencies	CENTER FOR CHILDREN & FAMILIES DIVORCE VISITATION ARBITRATION GREAT PLAINS IMPROVEMENT FND. HIV RESOURCE CONSORTIUM HOMINY HEALTH SRVCS CENTER INC. PEOPLE INCORPORATED PROJECT HEARTLAND TULSA METROPOLITAN MINISTRY TULSA SEXUAL ASSAULT NURSE EXAMINERS PROGRAM
Residential Care	AUTUMN YEARS RESIDENT RANCH BOLEY RESIDENTIAL CARE HOME CONNECTIONS RESIDENTIAL CARE COPP'S RESIDENTIAL CARE, INC. COUNTRY LANE RESID. CARE HOME DON MENTZER FACILITY DOW RESIDENTIAL CARE HOME DUNCAN COMMUNITY RESIDENCE INC DYCO PROPERTIES, INC. EDNA LEE'S RESIDENTIAL CARE EL RENO RESIDENTIAL CARE ELM TREE HOUSE FAIR OAKS GREEN ACRES HIGH CEDAR RESIDENTIAL CARE LAKE FRANCIS RETIREMENT CENTER LAKEVIEW LODGING LEXINGTON ROOM & BOARD MILLER COZY HOME, INC. NORTH FORK RESIDENTIAL CARE PADEN RESIDENTIAL CARE PARKVIEW RESIDENTIAL CARE PATHWAYS SUPPORTIVE LIVING CENTER RAMBLING ROSE RESIDENTIAL CARE SANTE FE RESIDENTIAL CARE SOUTHWEST RETIREMENT HOME, INC SUGAR MOUNTAIN RETREAT SUNNY ACRES BOARDING MANOR, INC. SUNNY ACRES RESIDENTIAL CARE VIAN RESIDENTIAL CARE WESTCARE SUPP LIVING CENTER

AGENCY TYPE**AGENCY NAME**

Substance Abuse

ADA AREA CHEMICAL DEPENDENCY CENTER, INC.
ALPHA II, INC.
BRIDGEWAY
CAA TURNING POINT
CARE FOR CHANGE, INC.
CARVER CENTER
COMMUNITY ALCOHOLISM SERVICES
CROSSROADS COUNSELING
DRUG RECOVERY, INC.
EAGLE RIDGE INSTITUTE
EDMOND FAMILY SERVICES, INC.
FIRST WINGS OF FREEDOM
GATEWAY TO PREVENTION/RECOVERY
HOUSE OF HOPE, INC.
INDIAN HEALTH CARE RESOURCE CENTER
KIAMICHI COUNCIL ON ALCOHOLISM
LEFLORE COUNTY YOUTH & FAMILY SERVICES, INC.
LIFE IMPROVEMENT CENTER
LOGAN COUNTY YOUTH AND FAMILY SERVICES INC.
METRO TULSA SUBSTANCE ABUSE SERVICES
MONARCH, INC.
MOORE ALCOHOL AND DRUG CENTER
MUSKOGEE CO COUNCIL YTH SV
N.E. OK COUNCIL ON ALCOHOLISM
N.W. FAMILY SERVICES, INC.
NAIC CENTER OF OKLAHOMA ALCOHOL & DRUG SERVICES, INC.
NATIVE AMERICAN CENTER OF RECOVERY
NEW HOPE OF MANGUM
NORMAN ALCOHOL AND DRUG TREATMENT CENTER
OPPORTUNITIES, INC.
PALMER DRUG ABUSE PROGRAM INC.
PAYNE CO COUNSELING SERVICES, INC.
ROADBACK, INC.
ROGERS COUNTY DRUG ABUSE PROGRAM, INC.
S.W. YOUTH & FAMILY SERVICES
SECOND CHANCE CDU
SOAARR, INC.
STARTING POINT II, INC.
STREET SCHOOL, INC.
THE NEXT STEP NETWORK, INC.
THE OAKS BEHAVIORAL HEALTH CENTER
THE REFERRAL CENTER
TRI-CITY SUBSTANCE ABUSE CENTER
TRI-CITY YOUTH & FAMILY CENTER
TURNING POINT
TWELVE & TWELVE, INC.
VINITA ALCOHOL AND DRUG TREATMENT CENTER

ODMHSAS

Refers to the Oklahoma Department of Mental Health and Substance Abuse Services.

Other Indicators

There are several groups of clients that are of special interest because they have special treatment needs, state or federal requirements regarding their placement or the services they receive, or because they are part of a priority population. The definitions of these groups and criteria for their selection are provided below:

- **Deaf and Hearing Impaired**

Clients who are deaf, hard of hearing, or indicated the need for an interpreter for the deaf were grouped to form the Deaf and Hearing Impaired category.

- **Homeless**

A homeless person under ICIS criteria is a person who: (a) lacks a fixed, regular and adequate night time residence AND (b) has a primary night time residence that is a supervised publicly or privately operated shelter designed to provide temporary living accommodations including welfare hotels, congregate shelters, halfway houses, and transitional housing for the mentally ill; or an institution that provides a temporary residence for individuals intended to be institutionalized; or a public or private place not designed for, or ordinarily used as, a regular sleeping accommodation for human beings, not limited to people living on the streets. Individuals are considered homeless if they have lost their permanent residence, and are temporarily living in a shelter to avoid being on the street. Prisoners being released or in the custody of a correctional facility are not considered homeless at the time of admission for treatment. The definition also excludes persons in a hospital, residential care facility, commercial hotel/motel, supervised apartment, or living with parent/other relative (even if only temporarily). The definition does include domestic violence and sexual assault shelters, as the persons have fled a residence that is not adequate (i.e., not safe).

- **Legal Status**

Legal Status has three categories; Voluntary, Civil Involuntary, and Criminal Involuntary. The categories of legal status (with ICIS codes) are as follows:

Voluntary. These clients enter treatment voluntarily and are coded Voluntary Admission (01), Court Voluntary (02), Informal Admission (16), or Other (18).

Civil Involuntary. These clients are required by the court system to receive services, even though they may be reluctant. They are coded Court Commitment (03), Order of Detention (06), Juvenile Court Order (07), Transfer – Other Legal Entity (08), Court Ordered Juveniles in Need of Treatment, DHS given custody (10), Court Ordered Juveniles in Need of Treatment Parental Custody Retained (11), Emergency Detention (12), Continued Court Detention (13), 28-Day Court Commitment (14), or Protective Custody (17).

Criminal Involuntary. These clients are required to receive services because they have been accused of or have committed a crime. Codes include the following; Incompetent to Stand Trial (04), Not Guilty by Reason of Insanity (05), Court Order for Observation and Evaluation (09), Court Referred DUI Clients (15), Criminal Hold (20), or Court Commit with Hold (21).

- **Adults with Serious Mental Illness (SMI)**

SMI denotes clients who have been identified **at any time** as having a serious mental illness using the formal ODMHSAS definition. According to this definition, an Adult with a Serious Mental Illness must be an individual 18 years of age or older.

- **Children with a Serious Emotional Disturbance (SED)**

SED refers to children who meet departmental criteria for having a Serious Emotional Disturbance.

- **Any Alcohol/Drug Problem**

A substance abuse client is one who has one or more DSM-IV Axis I primary, secondary or tertiary diagnoses from categories 1.a. or 1.b. (in the Dual Diagnosis definition below) or one or more ICIS Substance Abuse Related Problems (710-731, 741-743). Clients identified only as co-dependents are not identified as substance abusers.

- **Dual Diagnosis Client**

A dual diagnosis client is one who meets the criteria for having a substance abuse diagnosis from categories 1.a. or 1.b. below and meets the criteria for a mental illness based on one or more DSM-IV Axis II primary, secondary, or tertiary diagnoses from categories 2.a. through 2.e. below.

- 1.a. Psychoactive Substance Induced Organic Disorders: 291.0-291.8, 292.0-292.83, 292.89-282.99
- b. Psychoactive Substance Use Disorders: 303.0-305.99.
- 2.a. Schizophrenia: 295.10, 295.20, 295.30, 295.40, 295.60, 295.70, 295.90
- b. Delusional (Paranoid) Disorder: 297.1
- c. Other Psychotic Disorders: 295.40, 295.70, 297.3, 298.8, 298.9, 297.1, 297.3
- d. Mood Disorders: 296.20-296.7
- e. Borderline Personality Disorder: 301.83

Presenting Problem/Diagnosis

Categories for this variable are based on the DSM-IV primary diagnosis or primary presenting problem. If the admitting agency has clinicians qualified to make a diagnosis, the diagnosis is used, otherwise, a presenting problem is used to define a client's category.

Categories	Codes
Developmental Disorders	
DSM-IV Codes:	302.5-302.69, 302.85, 307-307.39, 307.5-307.99, 309.21, 312-312.29, 312.9-313.21, 313.81-313.89, 314-314.99, 315-319.99, 299-299.99
Presenting Problems:	210, 240
Non Alcohol/Drug Related Organic	
DSM-IV Codes:	290-290.99, 293-293.83, 294-294.80, 310-310.10
Alcohol Abuse	
DSM-IV Codes:	291-291.99, 293.9, 303-303.99, 305-305.02
Presenting Problems:	741, 710, 711
Other Substance Abuse	
DSM-IV Codes:	305.1-305.99, 292-292.99, 304-304.99
Presenting Problems:	742, 743, 744, 720-731
Schizophrenia	
DSM-IV Codes:	295 (excluding 295.4, 295.7)

Categories	Codes
Other Psychotic	
DSM-IV Codes:	297-298.9, 295.40, 294.9, 295.70
Presenting Problems:	510-530, 650
Mood Disorders	
DSM-IV Codes:	296-296.99 301.13, 300.4-300.49, 293.89, 311-311.99
Presenting Problems:	500-503
Other Non-Psychotic	
DSM-IV Codes:	300-300.39, 300.6-300.99, 302-302.49, 302.7-302.84, 302.89-302.99, 307-4-307.49, 307.8, 312.8, 308.3-309.19, 309.23-309.99, 312.3, 316-316.99, 780.50
Personality Disorders	
DSM-IV Codes:	301-301.9
Social Conditions	
DSM-IV Codes:	V40.00-V40.60, V61-V71.02, 955.5-995.81
Presenting Problems:	740, 450, 620-632, 311-420
Deferred/No Diagnosis	
DSM-IV Codes:	799.9-799.90, V71.09
Presenting Problems:	110, 130

Race

The Unknown category was utilized to group Clients who made no selection from the choices below indicating their race.

The following groupings are used for reporting race:

- White
- Black
- Native American
- Hispanic
- Asian
- Unknown

Various Categories:

In response to many special report requests in past years, the special reports table was generated to address the majority of those requests.

Description of the Data Book

This Data Book displays Counts of Admitted Clients Served by Funding Source for Sex, Age, Race, Presenting Problem/Diagnosis, County of Residence, and Other Indicators. It contains six tables presenting data for 1) Statewide Total, 2) Agency, 3) Agency Type, 4) County of Residence, 5) Planning Area, and 6) Various Categories.

Admitted Clients Served by Funding Source

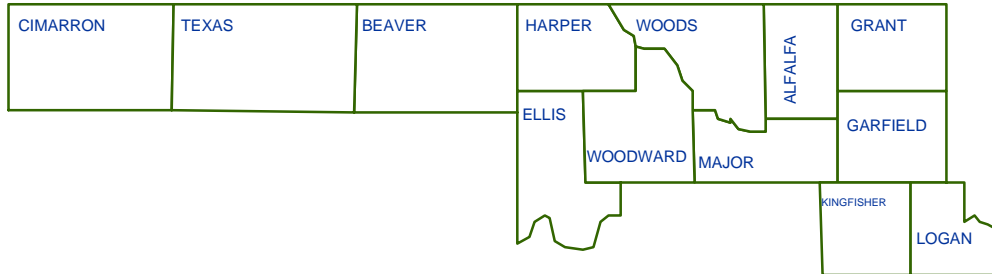
Admitted Clients Served are clients who have an admission transaction in the ICIS before or during the report year and had received a service during the report year. They are counted only once in the total for each level of aggregation or category in which they appear. This is called an unduplicated count. For example, a client may receive services at one hospital and then receive services at another hospital in the same year. This client would be counted twice (once at each hospital) in the agency report, but only once in the agency type and statewide tables. Because information such as age and sex should remain constant (except for data entry errors), counts for categories of these variables will sum to the total clients served on each table. Variables that might change from admission at one facility to admission at another or over time, (e.g., legal status, diagnosis, and target population) can be counted in more than one category and should not be summed.

This Data Book shows only clients who were admitted for services and excludes contacts. It enumerates admitted clients, but further limits the counts to specific subgroups of the client population. Each individual counted has received a service at some time during the year regardless of the year he/she was admitted. Clients are grouped by frequently referenced demographics: Sex, Age, Race, Presenting Problem/Diagnosis, County of Residence, and Other Indicators. A client may be in more than one of these groups, or a client's group may change during the year. As a result, the sum of target populations exceeds the total number served. However, for any given population, the age, race, and sex, which do not change (age is calculated as of a single point in time), are unduplicated counts and should equal the total.

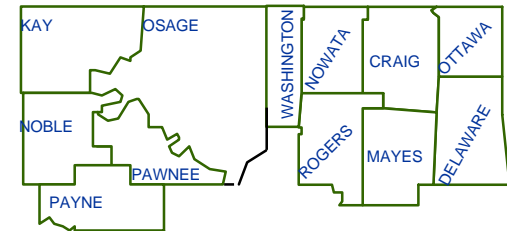
OKLAHOMA DEPARTMENT OF MENTAL HEALTH
AND SUBSTANCE ABUSE SERVICES

Planning Areas

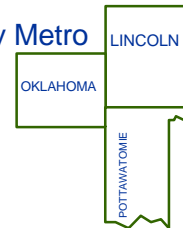
Northwest



Northeast



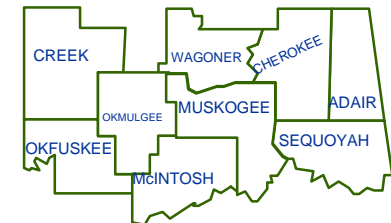
Oklahoma City Metro



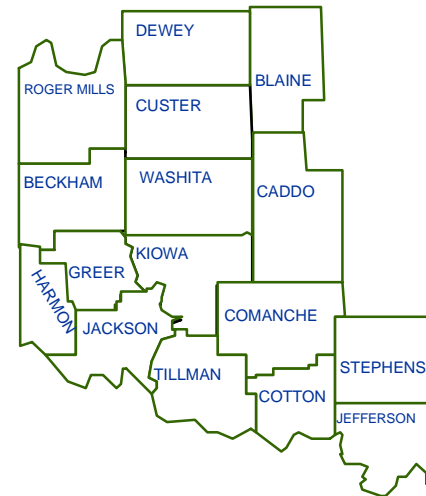
Tulsa Metro



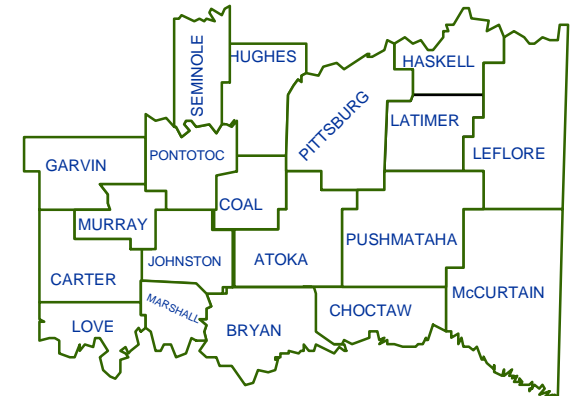
East Central



Central



Southwest



Southeast