

data

BOOK FOR FISCAL YEAR 1996

Admitted Clients Served
By Funding Source

Table 2. Counts of Admitted
Clients Served for each Agency

DATA BOOK FOR FISCAL YEAR 1996

Published by

Oklahoma Department of Mental Health and Substance Abuse
Services

Prepared by

Ali Akour, Ph.D.

Data Analyst, Evaluation and Data Analysis Section
Decision Support Services

2002

Terry Cline, Ph.D., Commissioner
Steve Davis, Ph.D., Director of Decision Support Services
Mark Reynolds, Ed. D., Evaluation & Data Analysis Data Projects Manager

Public Domain Notice

The Data Book for Fiscal Year 1996 is in the public domain and may be reproduced or copied without permission from the Oklahoma Department of Mental Health and Substance Abuse Services. However, this publication may not be reproduced or distributed for a fee without the specific, written authorization of Oklahoma Department of Mental Health and Substance Abuse Services. Citation of the source is appreciated.

Electronic Access to Publication

This publication is available on the World Wide Web at:
<http://www.odmhsas.org/specialreports.htm>

How to Contact Us

**Oklahoma Department of Mental Health and Substance Abuse Services
Evaluation and Data Analysis Section**

P.O. Box 53277
Oklahoma City, OK 73152-3277
(405) 522-3813

Contents

Introduction

Admitted Clients Served by Funding Source

- Table 1. Counts of Admitted Clients Served for **Statewide Total**
- Table 2. Counts of Admitted Clients Served for each **Agency**
- Table 3. Counts of Admitted Clients Served for each **Agency Type**
- Table 4. Counts of Admitted Clients Served for each **County of Residence**
- Table 5. Counts of Admitted Clients Served for each **Planning Area**
- Table 6. Counts of Admitted Clients Served for **Various Categories**

Appendix

Definitions of Terms and Categorization Variables

Description of the Data Book

Map of Planning Areas

DATA BOOK FOR FISCAL YEAR 1996

Introduction

Prior to Fiscal Year 1999, any client seen at an Oklahoma Department of Mental Health and Substance Abuse Services (ODMHSAS) contracted facility was reported, regardless of who paid for the service. Starting with Fiscal Year 1999, only clients funded in full or in part by ODMHSAS were reported. Therefore, previous years' reported client counts will be larger than in following years.

During the Fiscal Year 1996, the State of Oklahoma expenditures on community mental health services, inpatient facilities, substance abuse services, domestic violence/sexual assault services, and departmental management amounted to approximately \$158 million dollars. An unduplicated total of approximately 98,291 recipients were served system-wide in FY 1996. The unduplicated total of 98,291 recipients consists of 67,581 recipients that were admitted and served and 30,710 recipients that were contacts. This Data Book report is generated to provide basic information about these recipients for policy makers, interest groups, and others working to improve the quality of life for those in need.

The Data Book report is produced by the Evaluation and Data Analysis Section of the Decision Support Services Division at the ODMHSAS. The report summarizes demographic information for clients served in agencies operated by or funded through ODMHSAS. To create the Data Book report, data are extracted from the ODMHSAS Integrated Client Information System (ICIS). ICIS contains demographic and service information about service recipients and agencies.

This Data Book report focuses on Admitted Clients Served by Funding Source. To meet the specific needs of a variety of entities, the information is divided into tables and each table presents a different view of the data. Definitions of terms and a map of planning areas are also provided.

Oklahoma Department of Mental Health and Substance Abuse Services

Counts of Admitted Clients Served by Funding Source for Each Agency During FY1996

ACMI HOUSE INC

	Total	Funding Source					
		Mental Health	Substance Abuse	Domestic Violence	Residential Care	Medicaid	Other
Total							
Unduplicated Count	289	0	0	289	0	0	0
Sex							
Female	191	0	0	191	0	0	0
Male	98	0	0	98	0	0	0
Age							
0-04	37	0	0	37	0	0	0
05-17	81	0	0	81	0	0	0
18-20	11	0	0	11	0	0	0
21-24	28	0	0	28	0	0	0
25-34	80	0	0	80	0	0	0
35-44	32	0	0	32	0	0	0
45-54	16	0	0	16	0	0	0
55-64	3	0	0	3	0	0	0
75-84	1	0	0	1	0	0	0
Race							
White	166	0	0	166	0	0	0
Black	51	0	0	51	0	0	0
Native American	16	0	0	16	0	0	0
Hispanic	50	0	0	50	0	0	0
Asian	6	0	0	6	0	0	0
Presenting Problem/Diagnosis							
Social Conditions	286	0	0	286	0	0	0
Deferred/No Diagnosis	3	0	0	3	0	0	0
County of Residence							
Beckham	2	0	0	2	0	0	0
Cleveland	2	0	0	2	0	0	0
Comanche	5	0	0	5	0	0	0
Creek	3	0	0	3	0	0	0
Greer	20	0	0	20	0	0	0
Harmon	18	0	0	18	0	0	0
Jackson	167	0	0	167	0	0	0
Kiowa	25	0	0	25	0	0	0
Marshall	3	0	0	3	0	0	0
Oklahoma	5	0	0	5	0	0	0
Okmulgee	3	0	0	3	0	0	0
Tillman	9	0	0	9	0	0	0
Wagoner	1	0	0	1	0	0	0
Washita	2	0	0	2	0	0	0
Out of State/Unknown	24	0	0	24	0	0	0
Other Indicators							
Deaf and Hearing Impaired	2	0	0	2	0	0	0
Homeless	5	0	0	5	0	0	0
SMI (If ever)	11	0	0	11	0	0	0

Notes: The same client may be counted in more than one category, e.g., clients can receive services under more than one contract source, in more than one "County of Residence," or may have multiple "Other Indicators." Please see Definition page for other considerations.

Oklahoma Department of Mental Health and Substance Abuse Services

Counts of Admitted Clients Served by Funding Source for Each Agency During FY1996

ACTION ASSOCIATES, INC.

	Total	Funding Source					
		Mental Health	Substance Abuse	Domestic Violence	Residential Care	Medicaid	Other
Total							
Unduplicated Count	183	0	0	183	0	0	0
Sex							
Female	121	0	0	121	0	0	0
Male	62	0	0	62	0	0	0
Age							
0-04	39	0	0	39	0	0	0
05-17	52	0	0	52	0	0	0
18-20	6	0	0	6	0	0	0
21-24	22	0	0	22	0	0	0
25-34	32	0	0	32	0	0	0
35-44	20	0	0	20	0	0	0
45-54	10	0	0	10	0	0	0
55-64	1	0	0	1	0	0	0
65-74	1	0	0	1	0	0	0
Race							
White	130	0	0	130	0	0	0
Black	11	0	0	11	0	0	0
Native American	28	0	0	28	0	0	0
Hispanic	14	0	0	14	0	0	0
Presenting Problem/Diagnosis							
Social Conditions	174	0	0	174	0	0	0
Deferred/No Diagnosis	9	0	0	9	0	0	0
County of Residence							
Beckham	34	0	0	34	0	0	0
Blaine	2	0	0	2	0	0	0
Bryan	1	0	0	1	0	0	0
Caddo	14	0	0	14	0	0	0
Canadian	3	0	0	3	0	0	0
Custer	66	0	0	66	0	0	0
Grady	2	0	0	2	0	0	0
Greer	1	0	0	1	0	0	0
Kiowa	5	0	0	5	0	0	0
Muskogee	1	0	0	1	0	0	0
Oklahoma	6	0	0	6	0	0	0
Roger Mills	3	0	0	3	0	0	0
Wagoner	1	0	0	1	0	0	0
Washita	26	0	0	26	0	0	0
Out of State/Unknown	18	0	0	18	0	0	0
Other Indicators							
Homeless	62	0	0	62	0	0	0
SMI (If ever)	12	0	0	12	0	0	0

Notes: The same client may be counted in more than one category, e.g., clients can receive services under more than one contract source, in more than one "County of Residence," or may have multiple "Other Indicators." Please see Definition page for other considerations.

Oklahoma Department of Mental Health and Substance Abuse Services
Counts of Admitted Clients Served by Funding Source for Each Agency During FY1996
ADA AREA CHEMICAL DEPENDENCY CENTER, INC.

		Funding Source						
		Total	Mental Health	Substance Abuse	Domestic Violence	Residential Care	Medicaid	Other
Total	Unduplicated Count	129	0	122	0	0	34	1
Sex	Female	80	0	77	0	0	16	1
	Male	49	0	45	0	0	18	0
Age	05-17	5	0	5	0	0	1	0
	18-20	5	0	5	0	0	1	0
	21-24	11	0	11	0	0	1	0
	25-34	37	0	36	0	0	7	1
	35-44	39	0	36	0	0	12	0
	45-54	26	0	24	0	0	9	0
	55-64	5	0	4	0	0	2	0
	65-74	1	0	1	0	0	1	0
Race	White	116	0	111	0	0	29	1
	Black	2	0	2	0	0	0	0
	Native American	8	0	6	0	0	4	0
	Hispanic	3	0	3	0	0	1	0
Presenting Problem/Diagnosis	Alcohol Abuse	36	0	31	0	0	15	0
	Social Conditions	31	0	31	0	0	1	0
	Substance Related	52	0	50	0	0	17	0
	Deferred/No Diagnosis	10	0	10	0	0	1	1
County of Residence	Atoka	2	0	2	0	0	0	0
	Coal	2	0	2	0	0	0	0
	Garfield	1	0	1	0	0	1	0
	Garvin	3	0	3	0	0	2	0
	Hughes	3	0	3	0	0	1	0
	Murray	1	0	1	0	0	0	0
	Pontotoc	114	0	107	0	0	30	1
	Seminole	3	0	3	0	0	0	0
Other Indicators	Homeless	3	0	2	0	0	1	0
	SMI (If ever)	16	0	15	0	0	5	0

Notes: The same client may be counted in more than one category, e.g., clients can receive services under more than one contract source, in more than one "County of Residence," or may have multiple "Other Indicators." Please see Definition page for other considerations.

Oklahoma Department of Mental Health and Substance Abuse Services

Counts of Admitted Clients Served by Funding Source for Each Agency During FY1996

ALPHA II, INC.

	Total	Funding Source					
		Mental Health	Substance Abuse	Domestic Violence	Residential Care	Medicaid	Other
Total							
Unduplicated Count	172	0	172	0	0	0	0
Sex							
Male	172	0	172	0	0	0	0
Age							
18-20	14	0	14	0	0	0	0
21-24	22	0	22	0	0	0	0
25-34	65	0	65	0	0	0	0
35-44	46	0	46	0	0	0	0
45-54	13	0	13	0	0	0	0
55-64	12	0	12	0	0	0	0
Race							
White	105	0	105	0	0	0	0
Black	20	0	20	0	0	0	0
Native American	44	0	44	0	0	0	0
Hispanic	3	0	3	0	0	0	0
Presenting Problem/Diagnosis							
Alcohol Abuse	101	0	101	0	0	0	0
Substance Related	71	0	71	0	0	0	0
County of Residence							
Adair	1	0	1	0	0	0	0
Canadian	1	0	1	0	0	0	0
Choctaw	4	0	4	0	0	0	0
Cotton	1	0	1	0	0	0	0
Creek	4	0	4	0	0	0	0
Delaware	1	0	1	0	0	0	0
Garfield	38	0	38	0	0	0	0
Haskell	1	0	1	0	0	0	0
Hughes	1	0	1	0	0	0	0
Kay	16	0	16	0	0	0	0
Logan	1	0	1	0	0	0	0
Mayes	1	0	1	0	0	0	0
McCurtain	2	0	2	0	0	0	0
Muskogee	5	0	5	0	0	0	0
Noble	3	0	3	0	0	0	0
Nowata	3	0	3	0	0	0	0
Oklahoma	8	0	8	0	0	0	0
Okmulgee	1	0	1	0	0	0	0
Osage	5	0	5	0	0	0	0
Ottawa	1	0	1	0	0	0	0
Pawnee	2	0	2	0	0	0	0
Payne	10	0	10	0	0	0	0
Pottawatomie	1	0	1	0	0	0	0
Pushmataha	1	0	1	0	0	0	0
Rogers	2	0	2	0	0	0	0
Seminole	12	0	12	0	0	0	0
Sequoyah	1	0	1	0	0	0	0
Stephens	2	0	2	0	0	0	0
Tulsa	19	0	19	0	0	0	0
Wagoner	2	0	2	0	0	0	0

Notes: The same client may be counted in more than one category, e.g., clients can receive services under more than one contract source, in more than one "County of Residence," or may have multiple "Other Indicators." Please see Definition page for other considerations.

Oklahoma Department of Mental Health and Substance Abuse Services
Counts of Admitted Clients Served by Funding Source for Each Agency During FY1996
ALPHA II, INC.

	Total	Funding Source					
		Mental Health	Substance Abuse	Domestic Violence	Residential Care	Medicaid	Other
Washington	20	0	20	0	0	0	0
Woods	1	0	1	0	0	0	0
Out of State/Unknown	1	0	1	0	0	0	0
Other Indicators							
Homeless	16	0	16	0	0	0	0
SMI (If ever)	23	0	23	0	0	0	0

Notes: The same client may be counted in more than one category, e.g., clients can receive services under more than one contract source, in more than one "County of Residence," or may have multiple "Other Indicators." Please see Definition page for other considerations.

Oklahoma Department of Mental Health and Substance Abuse Services
Counts of Admitted Clients Served by Funding Source for Each Agency During FY1996
ASSOCIATED CENTERS FOR THERAPY, INC.

	Total	Funding Source					
		Mental Health	Substance Abuse	Domestic Violence	Residential Care	Medicaid	Other
Total							
Unduplicated Count	1,299	1,269	0	0	0	193	0
Sex							
Female	696	678	0	0	0	129	0
Male	603	591	0	0	0	64	0
Age							
0-04	26	24	0	0	0	4	0
05-17	474	465	0	0	0	25	0
18-20	42	38	0	0	0	4	0
21-24	68	66	0	0	0	10	0
25-34	235	229	0	0	0	45	0
35-44	239	235	0	0	0	54	0
45-54	138	137	0	0	0	28	0
55-64	58	56	0	0	0	17	0
65-74	12	12	0	0	0	5	0
75-84	5	5	0	0	0	1	0
85+	2	2	0	0	0	0	0
Race							
White	932	909	0	0	0	139	0
Black	250	245	0	0	0	34	0
Native American	70	68	0	0	0	13	0
Hispanic	36	36	0	0	0	5	0
Asian	11	11	0	0	0	2	0
Presenting Problem/Diagnosis							
Alcohol Abuse	14	14	0	0	0	2	0
Developmental Disorder	214	210	0	0	0	15	0
Mood Disorder	586	576	0	0	0	81	0
Non Alcohol/Drug Related Organic	7	6	0	0	0	2	0
Other Non-Psychotic	232	229	0	0	0	18	0
Other Psychotic	78	76	0	0	0	22	0
Personality Disorder	16	15	0	0	0	3	0
Schizophrenia	93	89	0	0	0	40	0
Social Conditions	34	30	0	0	0	6	0
Substance Related	22	21	0	0	0	4	0
Deferred/No Diagnosis	3	3	0	0	0	0	0
County of Residence							
Creek	1	1	0	0	0	0	0
Oklahoma	3	3	0	0	0	2	0
Okmulgee	1	1	0	0	0	0	0
Tulsa	1,282	1,255	0	0	0	188	0
Wagoner	10	7	0	0	0	2	0
Washita	2	2	0	0	0	1	0
Other Indicators							
Deaf and Hearing Impaired	6	6	0	0	0	1	0
Dual Diagnosis	104	103	0	0	0	18	0
Homeless	38	37	0	0	0	3	0
SED (6-17)	424	423	0	0	0	18	0
SMI (If ever)	546	529	0	0	0	156	0

Notes: The same client may be counted in more than one category, e.g., clients can receive services under more than one contract source, in more than one "County of Residence," or may have multiple "Other Indicators." Please see Definition page for other considerations.

Oklahoma Department of Mental Health and Substance Abuse Services
Counts of Admitted Clients Served by Funding Source for Each Agency During FY1996
AUTUMN YEARS RESIDENT RANCH

		Funding Source						
		Total	Mental Health	Substance Abuse	Domestic Violence	Residential Care	Medicaid	Other
Total	Unduplicated Count	19	0	0	0	19	0	0
Sex	Female	15	0	0	0	15	0	0
	Male	4	0	0	0	4	0	0
Age	21-24	1	0	0	0	1	0	0
	35-44	5	0	0	0	5	0	0
	45-54	5	0	0	0	5	0	0
	55-64	5	0	0	0	5	0	0
	65-74	2	0	0	0	2	0	0
	75-84	1	0	0	0	1	0	0
Race	White	17	0	0	0	17	0	0
	Native American	1	0	0	0	1	0	0
	Asian	1	0	0	0	1	0	0
Presenting Problem/Diagnosis	Developmental Disorder	2	0	0	0	2	0	0
	Mood Disorder	1	0	0	0	1	0	0
	Other Psychotic	4	0	0	0	4	0	0
	Social Conditions	11	0	0	0	11	0	0
	Deferred/No Diagnosis	1	0	0	0	1	0	0
County of Residence	Pontotoc	19	0	0	0	19	0	0
Other Indicators	SMI (If ever)	19	0	0	0	19	0	0

Notes: The same client may be counted in more than one category, e.g., clients can receive services under more than one contract source, in more than one "County of Residence," or may have multiple "Other Indicators." Please see Definition page for other considerations.

Oklahoma Department of Mental Health and Substance Abuse Services

Counts of Admitted Clients Served by Funding Source for Each Agency During FY1996

BILL WILLIS MENTAL HEALTH

	Total	Funding Source					
		Mental Health	Substance Abuse	Domestic Violence	Residential Care	Medicaid	Other
Total							
Unduplicated Count	1,884	1,684	539	0	0	680	18
Sex							
Female	892	858	145	0	0	381	5
Male	992	826	394	0	0	299	13
Age							
0-04	16	13	0	0	0	9	0
05-17	149	146	3	0	0	60	1
18-20	76	63	32	0	0	14	0
21-24	134	108	57	0	0	22	2
25-34	494	418	201	0	0	168	5
35-44	478	432	142	0	0	174	4
45-54	318	302	73	0	0	131	2
55-64	140	132	20	0	0	72	2
65-74	64	56	8	0	0	25	2
75-84	15	14	3	0	0	5	0
Race							
White	1,448	1,347	360	0	0	547	16
Black	81	72	22	0	0	30	1
Native American	333	246	148	0	0	99	1
Hispanic	20	17	9	0	0	4	0
Asian	2	2	0	0	0	0	0
Presenting Problem/Diagnosis							
Alcohol Abuse	167	69	156	0	0	22	1
Developmental Disorder	46	46	3	0	0	14	0
Mood Disorder	741	734	124	0	0	250	6
Non Alcohol/Drug Related Organic	35	35	7	0	0	16	1
Other Non-Psychotic	244	236	36	0	0	80	1
Other Psychotic	169	169	28	0	0	87	1
Personality Disorder	19	17	3	0	0	9	0
Schizophrenia	277	277	27	0	0	179	6
Social Conditions	6	5	0	0	0	4	0
Substance Related	180	96	155	0	0	19	2
County of Residence							
Adair	209	188	75	0	0	91	6
Alfalfa	2	2	0	0	0	1	0
Carter	3	3	3	0	0	0	0
Cherokee	632	585	131	0	0	258	2
Choctaw	1	1	1	0	0	0	0
Coal	1	0	1	0	0	0	0
Comanche	1	1	0	0	0	0	0
Craig	3	2	3	0	0	0	0
Creek	4	2	4	0	0	0	0
Delaware	20	6	17	0	0	1	0
Garfield	1	1	0	0	0	0	0
Haskell	2	1	1	0	0	0	0
LeFlore	4	3	2	0	0	0	0
Lincoln	2	1	1	0	0	0	0
Marshall	1	1	1	0	0	0	0
Mayes	10	2	9	0	0	0	0

Notes: The same client may be counted in more than one category, e.g., clients can receive services under more than one contract source, in more than one "County of Residence," or may have multiple "Other Indicators." Please see Definition page for other considerations.

Oklahoma Department of Mental Health and Substance Abuse Services

Counts of Admitted Clients Served by Funding Source for Each Agency During FY1996

BILL WILLIS MENTAL HEALTH

	Funding Source						
	Total	Mental Health	Substance Abuse	Domestic Violence	Residential Care	Medicaid	Other
McCurtain	2	1	1	0	0	1	0
McIntosh	1	1	0	0	0	0	0
Murray	1	0	1	0	0	0	0
Muskogee	34	12	28	0	0	1	0
Noble	2	0	2	0	0	0	0
Nowata	1	0	1	0	0	0	0
Oklahoma	3	2	2	0	0	0	0
Okmulgee	1	0	1	0	0	0	0
Osage	1	0	1	0	0	0	0
Pontotoc	1	1	0	0	0	0	0
Roger Mills	1	0	1	0	0	0	0
Rogers	9	8	5	0	0	0	0
Seminole	2	1	1	0	0	0	0
Sequoyah	520	495	133	0	0	228	6
Tulsa	28	15	19	0	0	1	1
Wagoner	364	333	88	0	0	95	3
Washington	5	4	3	0	0	1	0
Woodward	1	1	0	0	0	1	0
Out of State/Unknown	11	11	3	0	0	1	0
Other Indicators							
Deaf and Hearing Impaired	152	60	143	0	0	11	1
Dual Diagnosis	193	179	78	0	0	90	0
Homeless	61	49	36	0	0	5	0
SED (6-17)	77	76	1	0	0	39	1
SMI (If ever)	1,199	1,176	235	0	0	552	14

Notes: The same client may be counted in more than one category, e.g., clients can receive services under more than one contract source, in more than one "County of Residence," or may have multiple "Other Indicators." Please see Definition page for other considerations.

Oklahoma Department of Mental Health and Substance Abuse Services
Counts of Admitted Clients Served by Funding Source for Each Agency During FY1996
BOLEY RESIDENTIAL CARE HOME

	Total	Funding Source					
		Mental Health	Substance Abuse	Domestic Violence	Residential Care	Medicaid	Other
Total							
Unduplicated Count	38	0	0	0	38	0	0
Sex							
Female	13	0	0	0	13	0	0
Male	25	0	0	0	25	0	0
Age							
21-24	3	0	0	0	3	0	0
25-34	8	0	0	0	8	0	0
35-44	13	0	0	0	13	0	0
45-54	9	0	0	0	9	0	0
55-64	3	0	0	0	3	0	0
65-74	1	0	0	0	1	0	0
75-84	1	0	0	0	1	0	0
Race							
White	4	0	0	0	4	0	0
Black	33	0	0	0	33	0	0
Native American	1	0	0	0	1	0	0
Presenting Problem/Diagnosis							
Developmental Disorder	1	0	0	0	1	0	0
Mood Disorder	5	0	0	0	5	0	0
Other Psychotic	18	0	0	0	18	0	0
Social Conditions	14	0	0	0	14	0	0
County of Residence							
Comanche	3	0	0	0	3	0	0
Jackson	1	0	0	0	1	0	0
Okfuskee	29	0	0	0	29	0	0
Oklahoma	2	0	0	0	2	0	0
Okmulgee	1	0	0	0	1	0	0
Tulsa	2	0	0	0	2	0	0
Other Indicators							
Homeless	13	0	0	0	13	0	0
SMI (If ever)	38	0	0	0	38	0	0

Notes: The same client may be counted in more than one category, e.g., clients can receive services under more than one contract source, in more than one "County of Residence," or may have multiple "Other Indicators." Please see Definition page for other considerations.

Oklahoma Department of Mental Health and Substance Abuse Services

Counts of Admitted Clients Served by Funding Source for Each Agency During FY1996

BOLEY RESIDENTIAL CARE HOME II

	Total	Funding Source					
		Mental Health	Substance Abuse	Domestic Violence	Residential Care	Medicaid	Other
Total							
Unduplicated Count	58	0	0	0	58	0	0
Sex							
Female	18	0	0	0	18	0	0
Male	40	0	0	0	40	0	0
Age							
21-24	3	0	0	0	3	0	0
25-34	15	0	0	0	15	0	0
35-44	20	0	0	0	20	0	0
45-54	12	0	0	0	12	0	0
55-64	5	0	0	0	5	0	0
65-74	3	0	0	0	3	0	0
Race							
White	22	0	0	0	22	0	0
Black	29	0	0	0	29	0	0
Native American	6	0	0	0	6	0	0
Asian	1	0	0	0	1	0	0
Presenting Problem/Diagnosis							
Alcohol Abuse	1	0	0	0	1	0	0
Developmental Disorder	4	0	0	0	4	0	0
Mood Disorder	11	0	0	0	11	0	0
Other Psychotic	34	0	0	0	34	0	0
Social Conditions	8	0	0	0	8	0	0
County of Residence							
Okfuskee	58	0	0	0	58	0	0
Other Indicators							
SMI (If ever)	58	0	0	0	58	0	0

Notes: The same client may be counted in more than one category, e.g., clients can receive services under more than one contract source, in more than one "County of Residence," or may have multiple "Other Indicators." Please see Definition page for other considerations.

Oklahoma Department of Mental Health and Substance Abuse Services

Counts of Admitted Clients Served by Funding Source for Each Agency During FY1996

BRIDGEWAY

	Total	Funding Source					Other
		Mental Health	Substance Abuse	Domestic Violence	Residential Care	Medicaid	
Total							
Unduplicated Count	127	0	56	0	0	0	108
Sex							
Female	1	0	0	0	0	0	1
Male	126	0	56	0	0	0	107
Age							
18-20	1	0	1	0	0	0	0
21-24	11	0	2	0	0	0	10
25-34	48	0	21	0	0	0	44
35-44	50	0	24	0	0	0	41
45-54	15	0	7	0	0	0	12
55-64	1	0	0	0	0	0	1
65-74	1	0	1	0	0	0	0
Race							
White	81	0	37	0	0	0	67
Black	31	0	15	0	0	0	29
Native American	13	0	4	0	0	0	10
Asian	2	0	0	0	0	0	2
Presenting Problem/Diagnosis							
Alcohol Abuse	72	0	32	0	0	0	61
Social Conditions	1	0	0	0	0	0	1
Substance Related	50	0	21	0	0	0	43
Deferred/No Diagnosis	4	0	3	0	0	0	3
County of Residence							
Beaver	1	0	0	0	0	0	1
Carter	1	0	1	0	0	0	0
Cleveland	1	0	1	0	0	0	1
Delaware	1	0	1	0	0	0	1
Garfield	56	0	15	0	0	0	55
Kay	58	0	32	0	0	0	45
Logan	2	0	2	0	0	0	1
Major	1	0	0	0	0	0	1
Oklahoma	1	0	1	0	0	0	1
Osage	2	0	1	0	0	0	1
Payne	2	0	2	0	0	0	0
Out of State/Unknown	1	0	0	0	0	0	1
Other Indicators							
Homeless	24	0	18	0	0	0	16
SMI (If ever)	17	0	10	0	0	0	13

Notes: The same client may be counted in more than one category, e.g., clients can receive services under more than one contract source, in more than one "County of Residence," or may have multiple "Other Indicators." Please see Definition page for other considerations.

Oklahoma Department of Mental Health and Substance Abuse Services
Counts of Admitted Clients Served by Funding Source for Each Agency During FY1996
CAA TURNING POINT

		Funding Source						
		Total	Mental Health	Substance Abuse	Domestic Violence	Residential Care	Medicaid	Other
Total	Unduplicated Count	443	0	433	0	0	12	0
Sex	Female	164	0	163	0	0	2	0
	Male	279	0	270	0	0	10	0
Age	05-17	4	0	4	0	0	0	0
	18-20	17	0	17	0	0	0	0
	21-24	53	0	53	0	0	0	0
	25-34	170	0	167	0	0	3	0
	35-44	129	0	127	0	0	3	0
	45-54	53	0	51	0	0	3	0
	55-64	12	0	9	0	0	3	0
	65-74	5	0	5	0	0	0	0
Race	White	267	0	262	0	0	5	0
	Black	129	0	125	0	0	5	0
	Native American	28	0	28	0	0	1	0
	Hispanic	18	0	17	0	0	1	0
	Asian	1	0	1	0	0	0	0
Presenting Problem/Diagnosis	Alcohol Abuse	209	0	202	0	0	8	0
	Social Conditions	4	0	4	0	0	0	0
	Substance Related	229	0	226	0	0	4	0
	Deferred/No Diagnosis	1	0	1	0	0	0	0
County of Residence	Canadian	6	0	6	0	0	0	0
	Cleveland	7	0	7	0	0	0	0
	Custer	1	0	1	0	0	0	0
	Logan	1	0	1	0	0	0	0
	McClain	1	0	1	0	0	0	0
	Oklahoma	424	0	414	0	0	12	0
	Okmulgee	1	0	1	0	0	0	0
	Pottawatomie	2	0	2	0	0	0	0
Other Indicators	Deaf and Hearing Impaired	1	0	1	0	0	0	0
	Homeless	1	0	1	0	0	0	0
	SMI (If ever)	78	0	74	0	0	5	0

Notes: The same client may be counted in more than one category, e.g., clients can receive services under more than one contract source, in more than one "County of Residence," or may have multiple "Other Indicators." Please see Definition page for other considerations.

Oklahoma Department of Mental Health and Substance Abuse Services
Counts of Admitted Clients Served by Funding Source for Each Agency During FY1996
CARE FOR CHANGE, INC.

		Funding Source						
		Total	Mental Health	Substance Abuse	Domestic Violence	Residential Care	Medicaid	Other
Total	Unduplicated Count	63	0	63	0	0	0	0
Sex	Female	9	0	9	0	0	0	0
	Male	54	0	54	0	0	0	0
Age	05-17	60	0	60	0	0	0	0
	18-20	3	0	3	0	0	0	0
Race	White	9	0	9	0	0	0	0
	Black	48	0	48	0	0	0	0
	Native American	1	0	1	0	0	0	0
	Hispanic	5	0	5	0	0	0	0
Presenting Problem/Diagnosis	Social Conditions	63	0	63	0	0	0	0
County of Residence	McClain	1	0	1	0	0	0	0
	Oklahoma	62	0	62	0	0	0	0
Other Indicators	Homeless	2	0	2	0	0	0	0
	SMI (If ever)	1	0	1	0	0	0	0

Notes: The same client may be counted in more than one category, e.g., clients can receive services under more than one contract source, in more than one "County of Residence," or may have multiple "Other Indicators." Please see Definition page for other considerations.

Oklahoma Department of Mental Health and Substance Abuse Services

Counts of Admitted Clients Served by Funding Source for Each Agency During FY1996

CARL ALBERT CMHC

	Total	Funding Source					
		Mental Health	Substance Abuse	Domestic Violence	Residential Care	Medicaid	Other
Total							
Unduplicated Count	2,460	2,459	0	0	0	459	0
Sex							
Female	1,379	1,378	0	0	0	284	0
Male	1,081	1,081	0	0	0	175	0
Age							
0-04	35	35	0	0	0	11	0
05-17	308	307	0	0	0	46	0
18-20	67	67	0	0	0	3	0
21-24	121	121	0	0	0	11	0
25-34	483	483	0	0	0	96	0
35-44	585	585	0	0	0	120	0
45-54	456	456	0	0	0	93	0
55-64	262	262	0	0	0	56	0
65-74	110	110	0	0	0	18	0
75-84	29	29	0	0	0	5	0
85+	4	4	0	0	0	0	0
Race							
White	2,018	2,017	0	0	0	361	0
Black	168	168	0	0	0	46	0
Native American	249	249	0	0	0	51	0
Hispanic	19	19	0	0	0	0	0
Asian	6	6	0	0	0	1	0
Presenting Problem/Diagnosis							
Alcohol Abuse	109	109	0	0	0	8	0
Developmental Disorder	132	131	0	0	0	23	0
Mood Disorder	948	948	0	0	0	151	0
Non Alcohol/Drug Related Organic	46	46	0	0	0	8	0
Other Non-Psychotic	449	449	0	0	0	59	0
Other Psychotic	246	246	0	0	0	71	0
Personality Disorder	18	18	0	0	0	4	0
Schizophrenia	426	426	0	0	0	129	0
Social Conditions	23	23	0	0	0	2	0
Substance Related	63	63	0	0	0	4	0
County of Residence							
Atoka	117	117	0	0	0	12	0
Bryan	2	2	0	0	0	0	0
Carter	2	2	0	0	0	0	0
Choctaw	199	199	0	0	0	35	0
Cleveland	1	1	0	0	0	0	0
Coal	33	33	0	0	0	3	0
Grant	1	1	0	0	0	1	0
Greer	3	3	0	0	0	1	0
Haskell	145	145	0	0	0	35	0
Hughes	156	156	0	0	0	43	0
Jefferson	1	1	0	0	0	0	0
Latimer	113	113	0	0	0	12	0
LeFlore	421	421	0	0	0	82	0
Lincoln	1	1	0	0	0	0	0
Logan	1	1	0	0	0	0	0

Notes: The same client may be counted in more than one category, e.g., clients can receive services under more than one contract source, in more than one "County of Residence," or may have multiple "Other Indicators." Please see Definition page for other considerations.

Oklahoma Department of Mental Health and Substance Abuse Services

Counts of Admitted Clients Served by Funding Source for Each Agency During FY1996

CARL ALBERT CMHC

	Total	Funding Source					
		Mental Health	Substance Abuse	Domestic Violence	Residential Care	Medicaid	Other
McCurtain	379	379	0	0	0	113	0
McIntosh	15	15	0	0	0	2	0
Muskogee	2	2	0	0	0	0	0
Okfuskee	3	3	0	0	0	0	0
Oklahoma	3	3	0	0	0	0	0
Pittsburgh	711	711	0	0	0	97	0
Pontotoc	4	4	0	0	0	0	0
Pottawatomie	2	2	0	0	0	0	0
Pushmataha	118	117	0	0	0	21	0
Roger Mills	1	1	0	0	0	0	0
Seminole	10	10	0	0	0	1	0
Sequoyah	1	1	0	0	0	1	0
Tulsa	1	1	0	0	0	0	0
Out of State/Unknown	14	14	0	0	0	0	0
Other Indicators							
Deaf and Hearing Impaired	18	18	0	0	0	2	0
Dual Diagnosis	281	281	0	0	0	65	0
Homeless	22	22	0	0	0	0	0
SED (6-17)	143	142	0	0	0	15	0
SMI (If ever)	1,280	1,280	0	0	0	333	0

Notes: The same client may be counted in more than one category, e.g., clients can receive services under more than one contract source, in more than one "County of Residence," or may have multiple "Other Indicators." Please see Definition page for other considerations.

Oklahoma Department of Mental Health and Substance Abuse Services
Counts of Admitted Clients Served by Funding Source for Each Agency During FY1996
CENTER FOR CHILDREN & FAMILIES

	Total	Funding Source					
		Mental Health	Substance Abuse	Domestic Violence	Residential Care	Medicaid	Other
Total							
Unduplicated Count	225	225	0	0	0	0	0
Sex							
Female	123	123	0	0	0	0	0
Male	102	102	0	0	0	0	0
Age							
0-04	14	14	0	0	0	0	0
05-17	43	43	0	0	0	0	0
18-20	3	3	0	0	0	0	0
21-24	19	19	0	0	0	0	0
25-34	72	72	0	0	0	0	0
35-44	67	67	0	0	0	0	0
45-54	4	4	0	0	0	0	0
55-64	3	3	0	0	0	0	0
Race							
White	206	206	0	0	0	0	0
Black	3	3	0	0	0	0	0
Native American	11	11	0	0	0	0	0
Hispanic	4	4	0	0	0	0	0
Asian	1	1	0	0	0	0	0
Presenting Problem/Diagnosis							
Social Conditions	225	225	0	0	0	0	0
County of Residence							
Blaine	1	1	0	0	0	0	0
Cleveland	143	143	0	0	0	0	0
Garvin	2	2	0	0	0	0	0
Grady	1	1	0	0	0	0	0
Lincoln	1	1	0	0	0	0	0
McClain	7	7	0	0	0	0	0
Oklahoma	54	54	0	0	0	0	0
Pottawatomie	8	8	0	0	0	0	0
Out of State/Unknown	8	8	0	0	0	0	0
Other Indicators							
Homeless	1	1	0	0	0	0	0
SED (6-17)	1	1	0	0	0	0	0
SMI (If ever)	7	7	0	0	0	0	0

Notes: The same client may be counted in more than one category, e.g., clients can receive services under more than one contract source, in more than one "County of Residence," or may have multiple "Other Indicators." Please see Definition page for other considerations.

Oklahoma Department of Mental Health and Substance Abuse Services

Counts of Admitted Clients Served by Funding Source for Each Agency During FY1996

CENTRAL OKLAHOMA CMHC

	Total	Funding Source					
		Mental Health	Substance Abuse	Domestic Violence	Residential Care	Medicaid	Other
Total							
Unduplicated Count	1,573	1,547	0	0	0	529	0
Sex							
Female	816	805	0	0	0	283	0
Male	757	742	0	0	0	246	0
Age							
0-04	6	3	0	0	0	1	0
05-17	199	186	0	0	0	81	0
18-20	55	52	0	0	0	10	0
21-24	84	82	0	0	0	12	0
25-34	302	298	0	0	0	84	0
35-44	439	438	0	0	0	147	0
45-54	267	267	0	0	0	101	0
55-64	147	147	0	0	0	63	0
65-74	66	66	0	0	0	29	0
75-84	7	7	0	0	0	1	0
85+	1	1	0	0	0	0	0
Race							
White	1,321	1,299	0	0	0	422	0
Black	126	125	0	0	0	52	0
Native American	74	73	0	0	0	33	0
Hispanic	38	36	0	0	0	15	0
Asian	14	14	0	0	0	7	0
Presenting Problem/Diagnosis							
Alcohol Abuse	43	43	0	0	0	4	0
Developmental Disorder	108	102	0	0	0	48	0
Mood Disorder	688	677	0	0	0	154	0
Non Alcohol/Drug Related Organic	25	24	0	0	0	16	0
Other Non-Psychotic	120	116	0	0	0	27	0
Other Psychotic	206	204	0	0	0	92	0
Personality Disorder	12	12	0	0	0	4	0
Schizophrenia	327	325	0	0	0	174	0
Social Conditions	7	7	0	0	0	2	0
Substance Related	37	37	0	0	0	8	0
County of Residence							
Canadian	1	1	0	0	0	1	0
Carter	1	1	0	0	0	0	0
Cleveland	1,334	1,316	0	0	0	465	0
Creek	1	1	0	0	0	0	0
Garvin	5	5	0	0	0	4	0
Grady	2	2	0	0	0	0	0
Hughes	1	1	0	0	0	1	0
Lincoln	2	2	0	0	0	0	0
Mayes	1	1	0	0	0	0	0
McClain	103	101	0	0	0	37	0
Muskogee	1	1	0	0	0	0	0
Oklahoma	93	88	0	0	0	19	0
Pontotoc	4	4	0	0	0	1	0
Pottawatomie	13	12	0	0	0	0	0
Seminole	2	2	0	0	0	0	0

Notes: The same client may be counted in more than one category, e.g., clients can receive services under more than one contract source, in more than one "County of Residence," or may have multiple "Other Indicators." Please see Definition page for other considerations.

Oklahoma Department of Mental Health and Substance Abuse Services
Counts of Admitted Clients Served by Funding Source for Each Agency During FY1996
CENTRAL OKLAHOMA CMHC

	Funding Source						
	Total	Mental Health	Substance Abuse	Domestic Violence	Residential Care	Medicaid	Other
Wagoner	1	1	0	0	0	0	0
Woodward	1	1	0	0	0	1	0
Out of State/Unknown	7	7	0	0	0	0	0
Other Indicators							
Deaf and Hearing Impaired	12	12	0	0	0	4	0
Dual Diagnosis	266	263	0	0	0	83	0
Homeless	62	62	0	0	0	8	0
SED (6-17)	105	102	0	0	0	51	0
SMI (If ever)	1,098	1,088	0	0	0	433	0

Notes: The same client may be counted in more than one category, e.g., clients can receive services under more than one contract source, in more than one "County of Residence," or may have multiple "Other Indicators." Please see Definition page for other considerations.

Oklahoma Department of Mental Health and Substance Abuse Services

Counts of Admitted Clients Served by Funding Source for Each Agency During FY1996

CHISHOLM TRAIL COUNSELING SVC

	Total	Funding Source					
		Mental Health	Substance Abuse	Domestic Violence	Residential Care	Medicaid	Other
Total							
Unduplicated Count	1,997	1,987	3	0	0	593	22
Sex							
Female	1,139	1,135	3	0	0	352	4
Male	858	852	0	0	0	241	18
Age							
0-04	35	35	0	0	0	21	0
05-17	523	517	0	0	0	188	20
18-20	51	51	0	0	0	7	1
21-24	99	98	0	0	0	10	0
25-34	439	437	2	0	0	99	0
35-44	422	422	0	0	0	102	1
45-54	240	240	0	0	0	79	0
55-64	100	100	0	0	0	42	0
65-74	58	57	0	0	0	25	0
75-84	18	18	1	0	0	12	0
85+	12	12	0	0	0	8	0
Race							
White	1,702	1,695	3	0	0	482	16
Black	107	107	0	0	0	50	1
Native American	108	105	0	0	0	38	4
Hispanic	76	76	0	0	0	21	1
Asian	4	4	0	0	0	2	0
Presenting Problem/Diagnosis							
Alcohol Abuse	24	24	0	0	0	5	0
Developmental Disorder	148	147	0	0	0	60	5
Mood Disorder	845	842	1	0	0	207	10
Non Alcohol/Drug Related Organic	14	14	0	0	0	6	0
Other Non-Psychotic	584	579	1	0	0	155	3
Other Psychotic	98	98	0	0	0	40	1
Personality Disorder	11	11	1	0	0	1	0
Schizophrenia	173	173	0	0	0	97	0
Social Conditions	80	79	0	0	0	17	3
Substance Related	20	20	0	0	0	5	0
County of Residence							
Blaine	1	1	0	0	0	0	0
Bryan	3	3	0	0	0	0	0
Caddo	34	32	0	0	0	10	0
Canadian	999	993	1	0	0	270	22
Cimarron	2	2	0	0	0	0	0
Cleveland	46	46	0	0	0	18	0
Ellis	1	1	0	0	0	1	0
Garvin	2	2	0	0	0	1	0
Grady	861	859	2	0	0	269	0
Grant	1	1	0	0	0	1	0
Greer	2	2	0	0	0	0	0
Harmon	1	1	0	0	0	1	0
Kingfisher	1	1	0	0	0	1	0
McClain	24	24	0	0	0	18	0
Oklahoma	8	8	0	0	0	1	0

Notes: The same client may be counted in more than one category, e.g., clients can receive services under more than one contract source, in more than one "County of Residence," or may have multiple "Other Indicators." Please see Definition page for other considerations.

Oklahoma Department of Mental Health and Substance Abuse Services
 Counts of Admitted Clients Served by Funding Source for Each Agency During FY1996
CHISHOLM TRAIL COUNSELING SVC

	Funding Source						
	Total	Mental Health	Substance Abuse	Domestic Violence	Residential Care	Medicaid	Other
Stephens	8	8	0	0	0	2	0
Out of State/Unknown	3	3	0	0	0	0	0
Other Indicators							
Deaf and Hearing Impaired	12	12	0	0	0	4	0
Dual Diagnosis	120	120	0	0	0	31	0
Homeless	17	17	0	0	0	4	0
SED (6-17)	247	246	0	0	0	112	8
SMI (If ever)	931	930	3	0	0	339	3

Notes: The same client may be counted in more than one category, e.g., clients can receive services under more than one contract source, in more than one "County of Residence," or may have multiple "Other Indicators." Please see Definition page for other considerations.

Oklahoma Department of Mental Health and Substance Abuse Services
Counts of Admitted Clients Served by Funding Source for Each Agency During FY1996
COMMUNITY ALCOHOLISM SERVICES

	Total	Funding Source					
		Mental Health	Substance Abuse	Domestic Violence	Residential Care	Medicaid	Other
Total							
Unduplicated Count	147	0	147	0	0	0	0
Sex							
Female	33	0	33	0	0	0	0
Male	114	0	114	0	0	0	0
Age							
05-17	1	0	1	0	0	0	0
18-20	3	0	3	0	0	0	0
21-24	15	0	15	0	0	0	0
25-34	35	0	35	0	0	0	0
35-44	50	0	50	0	0	0	0
45-54	25	0	25	0	0	0	0
55-64	17	0	17	0	0	0	0
75-84	1	0	1	0	0	0	0
Race							
White	92	0	92	0	0	0	0
Black	3	0	3	0	0	0	0
Native American	51	0	51	0	0	0	0
Asian	1	0	1	0	0	0	0
Presenting Problem/Diagnosis							
Alcohol Abuse	135	0	135	0	0	0	0
Mood Disorder	1	0	1	0	0	0	0
Other Psychotic	1	0	1	0	0	0	0
Social Conditions	2	0	2	0	0	0	0
Substance Related	8	0	8	0	0	0	0
County of Residence							
Creek	53	0	53	0	0	0	0
Noble	49	0	49	0	0	0	0
Oklahoma	1	0	1	0	0	0	0
Osage	2	0	2	0	0	0	0
Pawnee	42	0	42	0	0	0	0
Other Indicators							
Homeless	30	0	30	0	0	0	0
SMI (If ever)	5	0	5	0	0	0	0

Notes: The same client may be counted in more than one category, e.g., clients can receive services under more than one contract source, in more than one "County of Residence," or may have multiple "Other Indicators." Please see Definition page for other considerations.

Oklahoma Department of Mental Health and Substance Abuse Services

Counts of Admitted Clients Served by Funding Source for Each Agency During FY1996

COMMUNITY COUNSELING CENTER

	Total	Funding Source					
		Mental Health	Substance Abuse	Domestic Violence	Residential Care	Medicaid	Other
Total							
Unduplicated Count	3,444	2,997	98	0	0	1,376	893
Sex							
Female	1,883	1,609	55	0	0	771	539
Male	1,561	1,388	43	0	0	605	354
Age							
0-04	146	119	0	0	0	67	24
05-17	802	685	0	0	0	359	208
18-20	63	52	0	0	0	19	21
21-24	139	103	0	0	0	23	52
25-34	563	473	0	0	0	170	191
35-44	713	632	2	0	0	262	219
45-54	406	370	3	0	0	151	106
55-64	252	244	30	0	0	130	34
65-74	193	176	35	0	0	113	26
75-84	122	106	23	0	0	58	6
85+	45	37	5	0	0	24	6
Race							
White	2,618	2,283	83	0	0	1,011	708
Black	519	447	4	0	0	236	117
Native American	118	104	5	0	0	51	27
Hispanic	163	140	6	0	0	63	33
Asian	26	23	0	0	0	15	8
Presenting Problem/Diagnosis							
Alcohol Abuse	73	63	35	0	0	28	9
Developmental Disorder	324	283	0	0	0	170	74
Mood Disorder	1,188	1,044	30	0	0	407	348
Non Alcohol/Drug Related Organic	65	58	3	0	0	41	7
Other Non-Psychotic	719	563	14	0	0	271	301
Other Psychotic	259	253	2	0	0	114	14
Personality Disorder	12	11	1	0	0	4	6
Schizophrenia	430	418	4	0	0	255	19
Social Conditions	327	268	4	0	0	72	99
Substance Related	37	29	5	0	0	11	13
Deferred/No Diagnosis	10	7	0	0	0	3	3
County of Residence							
Blaine	1	0	0	0	0	1	0
Bryan	1	1	0	0	0	0	0
Canadian	8	6	0	0	0	2	1
Cherokee	1	1	0	0	0	1	0
Cleveland	3	1	0	0	0	1	2
Logan	1	0	0	0	0	0	1
Muskogee	1	1	0	0	0	0	1
Oklahoma	3,425	2,984	98	0	0	1,371	888
Pottawatomie	3	3	0	0	0	0	0
Other Indicators							
Deaf and Hearing Impaired	30	24	0	0	0	16	3
Dual Diagnosis	380	354	21	0	0	138	52
Homeless	156	153	0	0	0	39	10
SED (6-17)	364	343	0	0	0	211	79

Notes: The same client may be counted in more than one category, e.g., clients can receive services under more than one contract source, in more than one "County of Residence," or may have multiple "Other Indicators." Please see Definition page for other considerations.

Oklahoma Department of Mental Health and Substance Abuse Services
 Counts of Admitted Clients Served by Funding Source for Each Agency During FY1996
COMMUNITY COUNSELING CENTER

	Funding Source						
	Total	Mental Health	Substance Abuse	Domestic Violence	Residential Care	Medicaid	Other
SMI (If ever)	1,656	1,558	66	0	0	776	243

Notes: The same client may be counted in more than one category, e.g., clients can receive services under more than one contract source, in more than one "County of Residence," or may have multiple "Other Indicators." Please see Definition page for other considerations.

Oklahoma Department of Mental Health and Substance Abuse Services

Counts of Admitted Clients Served by Funding Source for Each Agency During FY1996

COMMUNITY CRISIS CTR, INC.

	Total	Funding Source					
		Mental Health	Substance Abuse	Domestic Violence	Residential Care	Medicaid	Other
Total							
Unduplicated Count	175	0	0	175	0	0	0
Sex							
Female	128	0	0	128	0	0	0
Male	47	0	0	47	0	0	0
Age							
0-04	39	0	0	39	0	0	0
05-17	61	0	0	61	0	0	0
18-20	7	0	0	7	0	0	0
21-24	7	0	0	7	0	0	0
25-34	28	0	0	28	0	0	0
35-44	26	0	0	26	0	0	0
45-54	5	0	0	5	0	0	0
55-64	2	0	0	2	0	0	0
Race							
White	115	0	0	115	0	0	0
Black	6	0	0	6	0	0	0
Native American	54	0	0	54	0	0	0
Presenting Problem/Diagnosis							
Alcohol Abuse	1	0	0	1	0	0	0
Developmental Disorder	5	0	0	5	0	0	0
Mood Disorder	1	0	0	1	0	0	0
Social Conditions	162	0	0	162	0	0	0
Substance Related	1	0	0	1	0	0	0
Deferred/No Diagnosis	5	0	0	5	0	0	0
County of Residence							
Craig	3	0	0	3	0	0	0
Delaware	52	0	0	52	0	0	0
Garfield	4	0	0	4	0	0	0
Greer	1	0	0	1	0	0	0
Haskell	1	0	0	1	0	0	0
Kiowa	1	0	0	1	0	0	0
Oklahoma	4	0	0	4	0	0	0
Ottawa	66	0	0	66	0	0	0
Payne	1	0	0	1	0	0	0
Rogers	7	0	0	7	0	0	0
Tulsa	9	0	0	9	0	0	0
Washington	2	0	0	2	0	0	0
Out of State/Unknown	24	0	0	24	0	0	0
Other Indicators							
Deaf and Hearing Impaired	1	0	0	1	0	0	0
Homeless	142	0	0	142	0	0	0
SED (6-17)	2	0	0	2	0	0	0
SMI (If ever)	21	0	0	21	0	0	0

Notes: The same client may be counted in more than one category, e.g., clients can receive services under more than one contract source, in more than one "County of Residence," or may have multiple "Other Indicators." Please see Definition page for other considerations.

Oklahoma Department of Mental Health and Substance Abuse Services
Counts of Admitted Clients Served by Funding Source for Each Agency During FY1996
COPP'S RESIDENTIAL CARE, INC.

	Total	Funding Source					
		Mental Health	Substance Abuse	Domestic Violence	Residential Care	Medicaid	Other
Total							
Unduplicated Count	63	0	0	0	63	0	0
Sex							
Female	20	0	0	0	20	0	0
Male	43	0	0	0	43	0	0
Age							
18-20	1	0	0	0	1	0	0
21-24	4	0	0	0	4	0	0
25-34	8	0	0	0	8	0	0
35-44	16	0	0	0	16	0	0
45-54	13	0	0	0	13	0	0
55-64	12	0	0	0	12	0	0
65-74	7	0	0	0	7	0	0
75-84	2	0	0	0	2	0	0
Race							
White	48	0	0	0	48	0	0
Black	10	0	0	0	10	0	0
Native American	5	0	0	0	5	0	0
Presenting Problem/Diagnosis							
Developmental Disorder	40	0	0	0	40	0	0
Mood Disorder	2	0	0	0	2	0	0
Other Psychotic	4	0	0	0	4	0	0
Social Conditions	17	0	0	0	17	0	0
County of Residence							
Blaine	1	0	0	0	1	0	0
Rogers	61	0	0	0	61	0	0
Tulsa	1	0	0	0	1	0	0
Other Indicators							
Deaf and Hearing Impaired	1	0	0	0	1	0	0
Homeless	2	0	0	0	2	0	0
SMI (If ever)	63	0	0	0	63	0	0

Notes: The same client may be counted in more than one category, e.g., clients can receive services under more than one contract source, in more than one "County of Residence," or may have multiple "Other Indicators." Please see Definition page for other considerations.

Oklahoma Department of Mental Health and Substance Abuse Services

Counts of Admitted Clients Served by Funding Source for Each Agency During FY1996

COUNTRY LANE RESID. CARE HOME

	Total	Funding Source					
		Mental Health	Substance Abuse	Domestic Violence	Residential Care	Medicaid	Other
Total							
Unduplicated Count	85	0	0	0	85	0	0
Sex							
Female	18	0	0	0	18	0	0
Male	67	0	0	0	67	0	0
Age							
21-24	5	0	0	0	5	0	0
25-34	16	0	0	0	16	0	0
35-44	25	0	0	0	25	0	0
45-54	19	0	0	0	19	0	0
55-64	8	0	0	0	8	0	0
65-74	12	0	0	0	12	0	0
Race							
White	54	0	0	0	54	0	0
Black	12	0	0	0	12	0	0
Native American	17	0	0	0	17	0	0
Hispanic	2	0	0	0	2	0	0
Presenting Problem/Diagnosis							
Alcohol Abuse	2	0	0	0	2	0	0
Developmental Disorder	10	0	0	0	10	0	0
Mood Disorder	10	0	0	0	10	0	0
Other Psychotic	22	0	0	0	22	0	0
Social Conditions	30	0	0	0	30	0	0
Substance Related	3	0	0	0	3	0	0
Deferred/No Diagnosis	8	0	0	0	8	0	0
County of Residence							
Adair	1	0	0	0	1	0	0
Carter	1	0	0	0	1	0	0
Coal	1	0	0	0	1	0	0
Craig	53	0	0	0	53	0	0
Delaware	2	0	0	0	2	0	0
Haskell	2	0	0	0	2	0	0
Hughes	1	0	0	0	1	0	0
Kay	1	0	0	0	1	0	0
Mayes	1	0	0	0	1	0	0
McCurtain	7	0	0	0	7	0	0
McIntosh	1	0	0	0	1	0	0
Oklahoma	1	0	0	0	1	0	0
Okmulgee	1	0	0	0	1	0	0
Osage	1	0	0	0	1	0	0
Pawnee	1	0	0	0	1	0	0
Pittsburgh	1	0	0	0	1	0	0
Rogers	3	0	0	0	3	0	0
Tulsa	2	0	0	0	2	0	0
Wagoner	3	0	0	0	3	0	0
Out of State/Unknown	1	0	0	0	1	0	0
Other Indicators							
Deaf and Hearing Impaired	2	0	0	0	2	0	0
Homeless	26	0	0	0	26	0	0
SMI (If ever)	85	0	0	0	85	0	0

Notes: The same client may be counted in more than one category, e.g., clients can receive services under more than one contract source, in more than one "County of Residence," or may have multiple "Other Indicators." Please see Definition page for other considerations.

Oklahoma Department of Mental Health and Substance Abuse Services

Counts of Admitted Clients Served by Funding Source for Each Agency During FY1996

CREOKS MENTAL HEALTH SERVICES

	Total	Funding Source					
		Mental Health	Substance Abuse	Domestic Violence	Residential Care	Medicaid	Other
Total							
Unduplicated Count	1,298	1,191	153	0	0	741	16
Sex							
Female	699	633	79	0	0	394	4
Male	599	558	74	0	0	347	12
Age							
0-04	2	2	0	0	0	1	0
05-17	258	238	1	0	0	147	6
18-20	35	26	4	0	0	16	0
21-24	60	51	8	0	0	37	0
25-34	218	201	33	0	0	122	0
35-44	295	277	49	0	0	173	3
45-54	192	183	30	0	0	100	3
55-64	126	116	19	0	0	76	3
65-74	68	68	7	0	0	35	1
75-84	26	19	1	0	0	21	0
85+	18	10	1	0	0	13	0
Race							
White	974	894	110	0	0	522	13
Black	198	180	29	0	0	140	3
Native American	94	88	10	0	0	59	0
Hispanic	29	26	3	0	0	19	0
Asian	3	3	1	0	0	1	0
Presenting Problem/Diagnosis							
Alcohol Abuse	10	9	1	0	0	7	0
Developmental Disorder	152	136	2	0	0	102	5
Mood Disorder	536	492	60	0	0	255	5
Non Alcohol/Drug Related Organic	31	26	6	0	0	22	1
Other Non-Psychotic	144	130	7	0	0	69	1
Other Psychotic	107	95	19	0	0	85	0
Personality Disorder	18	15	0	0	0	11	0
Schizophrenia	274	263	56	0	0	176	4
Social Conditions	12	11	0	0	0	6	0
Substance Related	11	11	2	0	0	6	0
Deferred/No Diagnosis	3	3	0	0	0	2	0
County of Residence							
Cimarron	1	1	0	0	0	1	0
Cleveland	1	1	0	0	0	0	0
Cotton	1	1	0	0	0	1	0
Creek	517	489	86	0	0	229	3
Hughes	1	1	0	0	0	0	0
Major	1	1	0	0	0	1	0
Okfuskee	229	213	47	0	0	166	3
Oklahoma	1	1	0	0	0	1	0
Okmulgee	541	482	20	0	0	337	9
Tulsa	5	1	0	0	0	5	1
Other Indicators							
Deaf and Hearing Impaired	9	9	1	0	0	7	0
Dual Diagnosis	115	112	17	0	0	56	1
Homeless	19	19	0	0	0	10	0

Notes: The same client may be counted in more than one category, e.g., clients can receive services under more than one contract source, in more than one "County of Residence," or may have multiple "Other Indicators." Please see Definition page for other considerations.

Oklahoma Department of Mental Health and Substance Abuse Services
 Counts of Admitted Clients Served by Funding Source for Each Agency During FY1996
CREOKS MENTAL HEALTH SERVICES

	Total	Funding Source					
		Mental Health	Substance Abuse	Domestic Violence	Residential Care	Medicaid	Other
SED (6-17)	154	144	1	0	0	109	3
SMI (If ever)	938	868	147	0	0	552	9

Notes: The same client may be counted in more than one category, e.g., clients can receive services under more than one contract source, in more than one "County of Residence," or may have multiple "Other Indicators." Please see Definition page for other considerations.

Oklahoma Department of Mental Health and Substance Abuse Services

Counts of Admitted Clients Served by Funding Source for Each Agency During FY1996

CRISIS CONTROL CENTER

	Total	Funding Source					
		Mental Health	Substance Abuse	Domestic Violence	Residential Care	Medicaid	Other
Total							
Unduplicated Count	311	0	0	311	0	0	0
Sex							
Female	248	0	0	248	0	0	0
Male	63	0	0	63	0	0	0
Age							
0-04	49	0	0	49	0	0	0
05-17	102	0	0	102	0	0	0
18-20	9	0	0	9	0	0	0
21-24	30	0	0	30	0	0	0
25-34	61	0	0	61	0	0	0
35-44	43	0	0	43	0	0	0
45-54	15	0	0	15	0	0	0
55-64	2	0	0	2	0	0	0
Race							
White	224	0	0	224	0	0	0
Black	12	0	0	12	0	0	0
Native American	66	0	0	66	0	0	0
Hispanic	4	0	0	4	0	0	0
Asian	5	0	0	5	0	0	0
Presenting Problem/Diagnosis							
Social Conditions	296	0	0	296	0	0	0
Deferred/No Diagnosis	15	0	0	15	0	0	0
County of Residence							
Atoka	17	0	0	17	0	0	0
Bryan	194	0	0	194	0	0	0
Carter	9	0	0	9	0	0	0
Cherokee	3	0	0	3	0	0	0
Choctaw	2	0	0	2	0	0	0
Comanche	1	0	0	1	0	0	0
Johnston	11	0	0	11	0	0	0
Marshall	25	0	0	25	0	0	0
McCurtain	3	0	0	3	0	0	0
Murray	5	0	0	5	0	0	0
Oklahoma	1	0	0	1	0	0	0
Pittsburgh	2	0	0	2	0	0	0
Pontotoc	8	0	0	8	0	0	0
Pottawatomie	1	0	0	1	0	0	0
Out of State/Unknown	29	0	0	29	0	0	0
Other Indicators							
Homeless	175	0	0	175	0	0	0
SMI (If ever)	23	0	0	23	0	0	0

Notes: The same client may be counted in more than one category, e.g., clients can receive services under more than one contract source, in more than one "County of Residence," or may have multiple "Other Indicators." Please see Definition page for other considerations.

Oklahoma Department of Mental Health and Substance Abuse Services

Counts of Admitted Clients Served by Funding Source for Each Agency During FY1996

CROSSROADS COUNSELING

	Total	Funding Source					Other
		Mental Health	Substance Abuse	Domestic Violence	Residential Care	Medicaid	
Total							
Unduplicated Count	502	0	32	0	0	42	502
Sex							
Female	300	0	21	0	0	31	300
Male	202	0	11	0	0	11	202
Age							
0-04	23	0	5	0	0	7	23
05-17	133	0	14	0	0	18	133
18-20	20	0	0	0	0	1	20
21-24	37	0	2	0	0	2	37
25-34	114	0	6	0	0	10	114
35-44	117	0	5	0	0	4	117
45-54	42	0	0	0	0	0	42
55-64	14	0	0	0	0	0	14
65-74	2	0	0	0	0	0	2
Race							
White	432	0	19	0	0	21	432
Black	35	0	11	0	0	15	35
Native American	24	0	0	0	0	6	24
Hispanic	10	0	2	0	0	0	10
Asian	1	0	0	0	0	0	1
Presenting Problem/Diagnosis							
Alcohol Abuse	46	0	3	0	0	4	46
Developmental Disorder	44	0	0	0	0	1	44
Mood Disorder	122	0	2	0	0	1	122
Non Alcohol/Drug Related Organic	1	0	0	0	0	0	1
Other Non-Psychotic	68	0	9	0	0	21	68
Other Psychotic	16	0	0	0	0	0	16
Personality Disorder	1	0	0	0	0	0	1
Schizophrenia	1	0	0	0	0	0	1
Social Conditions	143	0	8	0	0	2	143
Substance Related	51	0	10	0	0	13	51
Deferred/No Diagnosis	9	0	0	0	0	0	9
County of Residence							
Alfalfa	1	0	0	0	0	0	1
Canadian	2	0	0	0	0	2	2
Cherokee	5	0	0	0	0	0	5
Custer	1	0	0	0	0	1	1
Dewey	1	0	0	0	0	0	1
Garfield	442	0	28	0	0	28	442
Grady	1	0	0	0	0	0	1
Grant	13	0	0	0	0	0	13
Jackson	1	0	1	0	0	0	1
Kay	4	0	0	0	0	2	4
Kingfisher	10	0	0	0	0	0	10
Logan	3	0	0	0	0	3	3
Major	7	0	0	0	0	0	7
Muskogee	2	0	1	0	0	2	2
Noble	3	0	0	0	0	0	3
Oklahoma	3	0	2	0	0	3	3

Notes: The same client may be counted in more than one category, e.g., clients can receive services under more than one contract source, in more than one "County of Residence," or may have multiple "Other Indicators." Please see Definition page for other considerations.

Oklahoma Department of Mental Health and Substance Abuse Services
Counts of Admitted Clients Served by Funding Source for Each Agency During FY1996
CROSSROADS COUNSELING

	Total	Funding Source					
		Mental Health	Substance Abuse	Domestic Violence	Residential Care	Medicaid	Other
Payne	1	0	0	0	0	1	1
Woods	2	0	0	0	0	0	2
Other Indicators							
Deaf and Hearing Impaired	2	0	0	0	0	0	2
Dual Diagnosis	10	0	0	0	0	1	10
Homeless	11	0	1	0	0	1	11
SED (6-17)	8	0	0	0	0	0	8
SMI (If ever)	128	0	5	0	0	6	128

Notes: The same client may be counted in more than one category, e.g., clients can receive services under more than one contract source, in more than one "County of Residence," or may have multiple "Other Indicators." Please see Definition page for other considerations.

Oklahoma Department of Mental Health and Substance Abuse Services
Counts of Admitted Clients Served by Funding Source for Each Agency During FY1996
CROSSROADS INCORPORATED

	Total	Funding Source					
		Mental Health	Substance Abuse	Domestic Violence	Residential Care	Medicaid	Other
Total							
Unduplicated Count	57	57	0	0	0	0	0
Sex							
Female	21	21	0	0	0	0	0
Male	36	36	0	0	0	0	0
Age							
18-20	1	1	0	0	0	0	0
21-24	7	7	0	0	0	0	0
25-34	16	16	0	0	0	0	0
35-44	22	22	0	0	0	0	0
45-54	8	8	0	0	0	0	0
55-64	2	2	0	0	0	0	0
65-74	1	1	0	0	0	0	0
Race							
White	46	46	0	0	0	0	0
Black	8	8	0	0	0	0	0
Native American	3	3	0	0	0	0	0
Presenting Problem/Diagnosis							
Mood Disorder	27	27	0	0	0	0	0
Other Psychotic	16	16	0	0	0	0	0
Deferred/No Diagnosis	14	14	0	0	0	0	0
County of Residence							
Creek	1	1	0	0	0	0	0
Oklahoma	1	1	0	0	0	0	0
Pawnee	1	1	0	0	0	0	0
Tulsa	54	54	0	0	0	0	0
Other Indicators							
Deaf and Hearing Impaired	2	2	0	0	0	0	0
Homeless	2	2	0	0	0	0	0
SMI (If ever)	57	57	0	0	0	0	0

Notes: The same client may be counted in more than one category, e.g., clients can receive services under more than one contract source, in more than one "County of Residence," or may have multiple "Other Indicators." Please see Definition page for other considerations.

Oklahoma Department of Mental Health and Substance Abuse Services
Counts of Admitted Clients Served by Funding Source for Each Agency During FY1996
D.V. PROG. OF N. CENTRAL OK.

	Total	Funding Source					
		Mental Health	Substance Abuse	Domestic Violence	Residential Care	Medicaid	Other
Total							
Unduplicated Count	142	0	0	142	0	0	0
Sex							
Female	114	0	0	114	0	0	0
Male	28	0	0	28	0	0	0
Age							
0-04	35	0	0	35	0	0	0
05-17	25	0	0	25	0	0	0
18-20	6	0	0	6	0	0	0
21-24	11	0	0	11	0	0	0
25-34	34	0	0	34	0	0	0
35-44	22	0	0	22	0	0	0
45-54	5	0	0	5	0	0	0
55-64	1	0	0	1	0	0	0
65-74	3	0	0	3	0	0	0
Race							
White	112	0	0	112	0	0	0
Black	12	0	0	12	0	0	0
Native American	16	0	0	16	0	0	0
Hispanic	2	0	0	2	0	0	0
Presenting Problem/Diagnosis							
Alcohol Abuse	1	0	0	1	0	0	0
Developmental Disorder	4	0	0	4	0	0	0
Social Conditions	135	0	0	135	0	0	0
Deferred/No Diagnosis	2	0	0	2	0	0	0
County of Residence							
Kay	110	0	0	110	0	0	0
Kingfisher	1	0	0	1	0	0	0
Oklahoma	1	0	0	1	0	0	0
Okmulgee	2	0	0	2	0	0	0
Osage	17	0	0	17	0	0	0
Pawnee	1	0	0	1	0	0	0
Out of State/Unknown	10	0	0	10	0	0	0
Other Indicators							
Homeless	35	0	0	35	0	0	0
SMI (If ever)	13	0	0	13	0	0	0

Notes: The same client may be counted in more than one category, e.g., clients can receive services under more than one contract source, in more than one "County of Residence," or may have multiple "Other Indicators." Please see Definition page for other considerations.

Oklahoma Department of Mental Health and Substance Abuse Services

Counts of Admitted Clients Served by Funding Source for Each Agency During FY1996

DIVORCE VISITATION ARBITRATION

	Total	Funding Source					
		Mental Health	Substance Abuse	Domestic Violence	Residential Care	Medicaid	Other
Total							
Unduplicated Count	74	0	0	74	0	0	0
Sex							
Female	42	0	0	42	0	0	0
Male	32	0	0	32	0	0	0
Age							
05-17	8	0	0	8	0	0	0
18-20	1	0	0	1	0	0	0
21-24	5	0	0	5	0	0	0
25-34	23	0	0	23	0	0	0
35-44	32	0	0	32	0	0	0
45-54	4	0	0	4	0	0	0
55-64	1	0	0	1	0	0	0
Race							
White	69	0	0	69	0	0	0
Black	1	0	0	1	0	0	0
Native American	1	0	0	1	0	0	0
Hispanic	2	0	0	2	0	0	0
Asian	1	0	0	1	0	0	0
Presenting Problem/Diagnosis							
Other Psychotic	1	0	0	1	0	0	0
Social Conditions	72	0	0	72	0	0	0
Substance Related	1	0	0	1	0	0	0
County of Residence							
Bryan	1	0	0	1	0	0	0
Creek	1	0	0	1	0	0	0
Kay	1	0	0	1	0	0	0
Lincoln	1	0	0	1	0	0	0
Logan	3	0	0	3	0	0	0
Noble	3	0	0	3	0	0	0
Pawnee	1	0	0	1	0	0	0
Payne	62	0	0	62	0	0	0
Out of State/Unknown	1	0	0	1	0	0	0
Other Indicators							
Deaf and Hearing Impaired	1	0	0	1	0	0	0
SMI (If ever)	6	0	0	6	0	0	0

Notes: The same client may be counted in more than one category, e.g., clients can receive services under more than one contract source, in more than one "County of Residence," or may have multiple "Other Indicators." Please see Definition page for other considerations.

Oklahoma Department of Mental Health and Substance Abuse Services
Counts of Admitted Clients Served by Funding Source for Each Agency During FY1996
DOMESTIC ABUSE SAFE HOUSE-DASH

	Total	Funding Source					
		Mental Health	Substance Abuse	Domestic Violence	Residential Care	Medicaid	Other
Total							
Unduplicated Count	55	0	0	55	0	0	0
Sex							
Female	45	0	0	45	0	0	0
Male	10	0	0	10	0	0	0
Age							
0-04	9	0	0	9	0	0	0
05-17	12	0	0	12	0	0	0
18-20	5	0	0	5	0	0	0
21-24	5	0	0	5	0	0	0
25-34	6	0	0	6	0	0	0
35-44	11	0	0	11	0	0	0
45-54	6	0	0	6	0	0	0
55-64	1	0	0	1	0	0	0
Race							
White	32	0	0	32	0	0	0
Native American	21	0	0	21	0	0	0
Hispanic	2	0	0	2	0	0	0
Presenting Problem/Diagnosis							
Developmental Disorder	1	0	0	1	0	0	0
Mood Disorder	1	0	0	1	0	0	0
Social Conditions	33	0	0	33	0	0	0
Deferred/No Diagnosis	20	0	0	20	0	0	0
County of Residence							
Mayes	50	0	0	50	0	0	0
Okmulgee	1	0	0	1	0	0	0
Rogers	3	0	0	3	0	0	0
Tulsa	1	0	0	1	0	0	0
Other Indicators							
Homeless	14	0	0	14	0	0	0
SMI (If ever)	2	0	0	2	0	0	0

Notes: The same client may be counted in more than one category, e.g., clients can receive services under more than one contract source, in more than one "County of Residence," or may have multiple "Other Indicators." Please see Definition page for other considerations.

Oklahoma Department of Mental Health and Substance Abuse Services
Counts of Admitted Clients Served by Funding Source for Each Agency During FY1996
DOMESTIC VIOLENCE INTERVENTION SERVICES

	Total	Funding Source					
		Mental Health	Substance Abuse	Domestic Violence	Residential Care	Medicaid	Other
Total							
Unduplicated Count	1,586	3	670	1,242	0	0	31
Sex							
Female	995	3	376	904	0	0	0
Male	591	0	294	338	0	0	31
Age							
0-04	237	1	22	236	0	0	0
05-17	195	1	14	194	0	0	0
18-20	73	0	26	66	0	0	1
21-24	129	0	63	99	0	0	1
25-34	487	1	272	335	0	0	14
35-44	333	0	207	221	0	0	7
45-54	108	0	54	75	0	0	5
55-64	21	0	10	15	0	0	1
65-74	3	0	2	1	0	0	2
Race							
White	1,006	2	462	765	0	0	19
Black	359	1	109	308	0	0	7
Native American	119	0	66	83	0	0	3
Hispanic	91	0	29	77	0	0	2
Asian	11	0	4	9	0	0	0
Presenting Problem/Diagnosis							
Alcohol Abuse	46	0	46	4	0	0	1
Mood Disorder	1	0	0	1	0	0	0
Social Conditions	1,462	3	548	1,227	0	0	29
Substance Related	74	0	74	9	0	0	1
Deferred/No Diagnosis	3	0	2	1	0	0	0
County of Residence							
Adair	2	0	0	2	0	0	0
Atoka	2	0	2	2	0	0	0
Cherokee	2	0	1	1	0	0	0
Cleveland	1	0	1	1	0	0	0
Creek	81	0	26	69	0	0	1
Custer	1	0	1	0	0	0	0
Latimer	3	0	0	3	0	0	0
LeFlore	4	2	0	4	0	0	0
Mayes	9	0	1	9	0	0	0
Muskogee	7	0	1	6	0	0	1
Oklahoma	17	0	5	17	0	0	0
Okmulgee	19	0	7	11	0	0	4
Osage	10	0	6	7	0	0	1
Ottawa	3	0	0	3	0	0	0
Pawnee	7	0	2	7	0	0	0
Pontotoc	1	0	1	1	0	0	0
Pottawatomie	2	0	0	2	0	0	0
Rogers	29	0	16	20	0	0	0
Texas	1	0	0	1	0	0	0
Tulsa	1,280	1	556	989	0	0	24
Wagoner	41	0	20	30	0	0	0
Washington	9	0	5	8	0	0	0

Notes: The same client may be counted in more than one category, e.g., clients can receive services under more than one contract source, in more than one "County of Residence," or may have multiple "Other Indicators." Please see Definition page for other considerations.

Oklahoma Department of Mental Health and Substance Abuse Services
Counts of Admitted Clients Served by Funding Source for Each Agency During FY1996
DOMESTIC VIOLENCE INTERVENTION SERVICES

	Funding Source						
	Total	Mental Health	Substance Abuse	Domestic Violence	Residential Care	Medicaid	Other
Washita	4	0	4	0	0	0	0
Woods	2	0	2	1	0	0	0
Woodward	1	0	0	1	0	0	0
Out of State/Unknown	48	0	13	47	0	0	0
Other Indicators							
Deaf and Hearing Impaired	5	0	3	2	0	0	2
Homeless	317	1	69	309	0	0	0
SMI (If ever)	191	0	92	155	0	0	0

Notes: The same client may be counted in more than one category, e.g., clients can receive services under more than one contract source, in more than one "County of Residence," or may have multiple "Other Indicators." Please see Definition page for other considerations.

Oklahoma Department of Mental Health and Substance Abuse Services
Counts of Admitted Clients Served by Funding Source for Each Agency During FY1996
DON MENTZER FACILITY

	Total	Funding Source					
		Mental Health	Substance Abuse	Domestic Violence	Residential Care	Medicaid	Other
Total							
Unduplicated Count	32	0	0	0	32	0	0
Sex							
Female	10	0	0	0	10	0	0
Male	22	0	0	0	22	0	0
Age							
21-24	2	0	0	0	2	0	0
25-34	5	0	0	0	5	0	0
35-44	10	0	0	0	10	0	0
45-54	11	0	0	0	11	0	0
55-64	4	0	0	0	4	0	0
Race							
White	25	0	0	0	25	0	0
Black	3	0	0	0	3	0	0
Hispanic	4	0	0	0	4	0	0
Presenting Problem/Diagnosis							
Developmental Disorder	2	0	0	0	2	0	0
Mood Disorder	11	0	0	0	11	0	0
Other Psychotic	14	0	0	0	14	0	0
Schizophrenia	1	0	0	0	1	0	0
Social Conditions	3	0	0	0	3	0	0
Substance Related	1	0	0	0	1	0	0
County of Residence							
Cherokee	1	0	0	0	1	0	0
Craig	9	0	0	0	9	0	0
Sequoyah	21	0	0	0	21	0	0
Out of State/Unknown	1	0	0	0	1	0	0
Other Indicators							
Homeless	2	0	0	0	2	0	0
SMI (If ever)	32	0	0	0	32	0	0

Notes: The same client may be counted in more than one category, e.g., clients can receive services under more than one contract source, in more than one "County of Residence," or may have multiple "Other Indicators." Please see Definition page for other considerations.

Oklahoma Department of Mental Health and Substance Abuse Services
Counts of Admitted Clients Served by Funding Source for Each Agency During FY1996
DOW RESIDENTIAL CARE HOME

		Funding Source						
		Total	Mental Health	Substance Abuse	Domestic Violence	Residential Care	Medicaid	Other
Total	Unduplicated Count	34	0	0	0	34	0	0
Sex	Female	18	0	0	0	18	0	0
	Male	16	0	0	0	16	0	0
Age	25-34	4	0	0	0	4	0	0
	35-44	9	0	0	0	9	0	0
	45-54	9	0	0	0	9	0	0
	55-64	7	0	0	0	7	0	0
	65-74	5	0	0	0	5	0	0
Race	White	24	0	0	0	24	0	0
	Black	1	0	0	0	1	0	0
	Native American	8	0	0	0	8	0	0
	Asian	1	0	0	0	1	0	0
Presenting Problem/Diagnosis	Mood Disorder	11	0	0	0	11	0	0
	Other Psychotic	9	0	0	0	9	0	0
	Social Conditions	13	0	0	0	13	0	0
	Deferred/No Diagnosis	1	0	0	0	1	0	0
County of Residence	Hughes	1	0	0	0	1	0	0
	Pittsburgh	33	0	0	0	33	0	0
Other Indicators	Deaf and Hearing Impaired	2	0	0	0	2	0	0
	SMI (If ever)	34	0	0	0	34	0	0

Notes: The same client may be counted in more than one category, e.g., clients can receive services under more than one contract source, in more than one "County of Residence," or may have multiple "Other Indicators." Please see Definition page for other considerations.

Oklahoma Department of Mental Health and Substance Abuse Services

Counts of Admitted Clients Served by Funding Source for Each Agency During FY1996

DRUG RECOVERY, INC.

	Total	Funding Source					Other
		Mental Health	Substance Abuse	Domestic Violence	Residential Care	Medicaid	
Total							
Unduplicated Count	816	0	786	0	0	5	109
Sex							
Female	223	0	218	0	0	1	16
Male	593	0	568	0	0	4	93
Age							
05-17	123	0	111	0	0	0	48
18-20	69	0	68	0	0	1	8
21-24	74	0	72	0	0	0	4
25-34	253	0	249	0	0	3	19
35-44	214	0	206	0	0	0	19
45-54	64	0	61	0	0	1	11
55-64	18	0	18	0	0	0	0
75-84	1	0	1	0	0	0	0
Race							
White	564	0	544	0	0	2	58
Black	152	0	145	0	0	2	26
Native American	70	0	67	0	0	1	17
Hispanic	27	0	27	0	0	0	7
Asian	3	0	3	0	0	0	1
Presenting Problem/Diagnosis							
Alcohol Abuse	87	0	87	0	0	0	5
Social Conditions	1	0	1	0	0	0	0
Substance Related	728	0	698	0	0	5	104
County of Residence							
Atoka	1	0	1	0	0	0	0
Beckham	1	0	1	0	0	0	0
Blaine	1	0	1	0	0	0	0
Bryan	3	0	3	0	0	0	1
Caddo	6	0	6	0	0	1	2
Canadian	14	0	14	0	0	0	0
Carter	7	0	7	0	0	0	1
Cherokee	1	0	1	0	0	0	0
Choctaw	10	0	10	0	0	0	0
Cleveland	39	0	37	0	0	0	7
Coal	1	0	1	0	0	0	0
Comanche	9	0	8	0	0	0	1
Craig	4	0	4	0	0	0	2
Creek	1	0	1	0	0	0	0
Custer	2	0	2	0	0	0	1
Delaware	1	0	1	0	0	0	0
Dewey	1	0	1	0	0	0	0
Garfield	10	0	9	0	0	0	6
Garvin	7	0	7	0	0	0	0
Grady	12	0	12	0	0	0	3
Grant	1	0	0	0	0	0	1
Haskell	1	0	1	0	0	0	0
Hughes	7	0	7	0	0	0	0
Jackson	1	0	0	0	0	0	1
Jefferson	2	0	2	0	0	0	0

Notes: The same client may be counted in more than one category, e.g., clients can receive services under more than one contract source, in more than one "County of Residence," or may have multiple "Other Indicators." Please see Definition page for other considerations.

Oklahoma Department of Mental Health and Substance Abuse Services

Counts of Admitted Clients Served by Funding Source for Each Agency During FY1996

DRUG RECOVERY, INC.

	Funding Source						
	Total	Mental Health	Substance Abuse	Domestic Violence	Residential Care	Medicaid	Other
Johnston	1	0	1	0	0	0	0
Kay	3	0	3	0	0	0	1
Kingfisher	1	0	1	0	0	0	0
LeFlore	1	0	1	0	0	0	0
Lincoln	4	0	4	0	0	0	0
Logan	6	0	6	0	0	0	3
Love	2	0	2	0	0	0	0
Mayes	1	0	1	0	0	0	0
McClain	5	0	5	0	0	0	0
McCurtain	1	0	1	0	0	0	0
McIntosh	1	0	1	0	0	0	0
Muskogee	6	0	6	0	0	0	0
Noble	1	0	1	0	0	0	0
Okfuskee	1	0	1	0	0	0	0
Oklahoma	493	0	481	0	0	3	43
Okmulgee	2	0	2	0	0	0	0
Osage	2	0	2	0	0	0	0
Ottawa	4	0	3	0	0	0	3
Pawnee	1	0	1	0	0	0	0
Payne	5	0	3	0	0	0	3
Pittsburgh	6	0	6	0	0	0	0
Pontotoc	3	0	3	0	0	0	0
Pottawatomie	7	0	7	0	0	0	1
Pushmataha	3	0	3	0	0	0	0
Roger Mills	2	0	1	0	0	0	1
Rogers	9	0	9	0	0	0	2
Seminole	2	0	1	0	0	0	2
Sequoyah	2	0	2	0	0	0	0
Stephens	8	0	8	0	0	0	0
Texas	1	0	1	0	0	0	0
Tulsa	58	0	52	0	0	1	17
Wagoner	6	0	6	0	0	0	0
Washington	5	0	5	0	0	0	2
Woods	1	0	1	0	0	0	0
Woodward	4	0	3	0	0	0	3
Out of State/Unknown	15	0	15	0	0	0	2
Other Indicators							
Deaf and Hearing Impaired	5	0	5	0	0	1	0
Homeless	56	0	56	0	0	0	0
SMI (If ever)	171	0	170	0	0	2	16

Notes: The same client may be counted in more than one category, e.g., clients can receive services under more than one contract source, in more than one "County of Residence," or may have multiple "Other Indicators." Please see Definition page for other considerations.

Oklahoma Department of Mental Health and Substance Abuse Services

Counts of Admitted Clients Served by Funding Source for Each Agency During FY1996

DUNCAN COMMUNITY RESIDENCE INC

	Total	Funding Source					
		Mental Health	Substance Abuse	Domestic Violence	Residential Care	Medicaid	Other
Total							
Unduplicated Count	27	0	0	0	27	0	0
Sex							
Female	12	0	0	0	12	0	0
Male	15	0	0	0	15	0	0
Age							
25-34	2	0	0	0	2	0	0
35-44	11	0	0	0	11	0	0
45-54	9	0	0	0	9	0	0
55-64	3	0	0	0	3	0	0
65-74	2	0	0	0	2	0	0
Race							
White	24	0	0	0	24	0	0
Black	1	0	0	0	1	0	0
Native American	2	0	0	0	2	0	0
Presenting Problem/Diagnosis							
Mood Disorder	2	0	0	0	2	0	0
Other Psychotic	11	0	0	0	11	0	0
Deferred/No Diagnosis	14	0	0	0	14	0	0
County of Residence							
Comanche	1	0	0	0	1	0	0
Stephens	26	0	0	0	26	0	0
Other Indicators							
Homeless	1	0	0	0	1	0	0
SMI (If ever)	25	0	0	0	25	0	0

Notes: The same client may be counted in more than one category, e.g., clients can receive services under more than one contract source, in more than one "County of Residence," or may have multiple "Other Indicators." Please see Definition page for other considerations.

Oklahoma Department of Mental Health and Substance Abuse Services
Counts of Admitted Clients Served by Funding Source for Each Agency During FY1996
DYCO PROPERTIES, INC.

	Total	Funding Source					
		Mental Health	Substance Abuse	Domestic Violence	Residential Care	Medicaid	Other
Total							
Unduplicated Count	33	0	0	0	33	0	0
Sex							
Female	10	0	0	0	10	0	0
Male	23	0	0	0	23	0	0
Age							
18-20	1	0	0	0	1	0	0
21-24	1	0	0	0	1	0	0
25-34	3	0	0	0	3	0	0
35-44	12	0	0	0	12	0	0
45-54	8	0	0	0	8	0	0
55-64	5	0	0	0	5	0	0
65-74	2	0	0	0	2	0	0
75-84	1	0	0	0	1	0	0
Race							
White	24	0	0	0	24	0	0
Black	4	0	0	0	4	0	0
Native American	5	0	0	0	5	0	0
Presenting Problem/Diagnosis							
Developmental Disorder	30	0	0	0	30	0	0
Deferred/No Diagnosis	3	0	0	0	3	0	0
County of Residence							
Cleveland	1	0	0	0	1	0	0
McCurtain	2	0	0	0	2	0	0
McIntosh	1	0	0	0	1	0	0
Okmulgee	29	0	0	0	29	0	0
Other Indicators							
Homeless	6	0	0	0	6	0	0
SMI (If ever)	33	0	0	0	33	0	0

Notes: The same client may be counted in more than one category, e.g., clients can receive services under more than one contract source, in more than one "County of Residence," or may have multiple "Other Indicators." Please see Definition page for other considerations.

Oklahoma Department of Mental Health and Substance Abuse Services

Counts of Admitted Clients Served by Funding Source for Each Agency During FY1996

EAGLE RIDGE INSTITUTE

	Total	Funding Source					Other
		Mental Health	Substance Abuse	Domestic Violence	Residential Care	Medicaid	
Total							
Unduplicated Count	559	0	557	0	0	0	11
Sex							
Female	297	0	297	0	0	0	5
Male	262	0	260	0	0	0	6
Age							
0-04	81	0	81	0	0	0	0
05-17	139	0	137	0	0	0	11
18-20	30	0	30	0	0	0	0
21-24	49	0	49	0	0	0	0
25-34	148	0	148	0	0	0	0
35-44	84	0	84	0	0	0	0
45-54	25	0	25	0	0	0	0
55-64	2	0	2	0	0	0	0
65-74	1	0	1	0	0	0	0
Race							
White	272	0	271	0	0	0	7
Black	166	0	165	0	0	0	3
Native American	95	0	95	0	0	0	1
Hispanic	26	0	26	0	0	0	0
Presenting Problem/Diagnosis							
Alcohol Abuse	106	0	106	0	0	0	0
Developmental Disorder	15	0	15	0	0	0	0
Social Conditions	147	0	147	0	0	0	0
Substance Related	255	0	253	0	0	0	11
Deferred/No Diagnosis	36	0	36	0	0	0	0
County of Residence							
Blaine	2	0	2	0	0	0	0
Bryan	1	0	1	0	0	0	0
Caddo	9	0	9	0	0	0	0
Canadian	12	0	12	0	0	0	0
Carter	2	0	2	0	0	0	0
Cherokee	4	0	4	0	0	0	0
Choctaw	3	0	3	0	0	0	0
Cleveland	13	0	13	0	0	0	0
Comanche	5	0	5	0	0	0	0
Creek	1	0	1	0	0	0	0
Custer	10	0	10	0	0	0	0
Delaware	1	0	1	0	0	0	0
Garfield	4	0	4	0	0	0	0
Greer	3	0	3	0	0	0	0
Haskell	2	0	2	0	0	0	0
Kay	6	0	6	0	0	0	0
Latimer	1	0	1	0	0	0	0
Lincoln	5	0	5	0	0	0	0
Logan	10	0	10	0	0	0	0
Love	1	0	1	0	0	0	0
Marshall	3	0	3	0	0	0	0
McCurtain	9	0	9	0	0	0	0
Muskogee	1	0	1	0	0	0	0

Notes: The same client may be counted in more than one category, e.g., clients can receive services under more than one contract source, in more than one "County of Residence," or may have multiple "Other Indicators." Please see Definition page for other considerations.

Oklahoma Department of Mental Health and Substance Abuse Services
Counts of Admitted Clients Served by Funding Source for Each Agency During FY1996
EAGLE RIDGE INSTITUTE

	Total	Funding Source					Other
		Mental Health	Substance Abuse	Domestic Violence	Residential Care	Medicaid	
Oklahoma	411	0	409	0	0	0	11
Osage	1	0	1	0	0	0	0
Pawnee	2	0	2	0	0	0	0
Payne	4	0	4	0	0	0	0
Pontotoc	4	0	4	0	0	0	0
Pottawatomie	7	0	7	0	0	0	0
Seminole	1	0	1	0	0	0	0
Tillman	1	0	1	0	0	0	0
Tulsa	5	0	5	0	0	0	0
Out of State/Unknown	15	0	15	0	0	0	0
Other Indicators							
Deaf and Hearing Impaired	1	0	1	0	0	0	0
Homeless	54	0	54	0	0	0	0
SMI (If ever)	61	0	61	0	0	0	3

Notes: The same client may be counted in more than one category, e.g., clients can receive services under more than one contract source, in more than one "County of Residence," or may have multiple "Other Indicators." Please see Definition page for other considerations.

Oklahoma Department of Mental Health and Substance Abuse Services

Counts of Admitted Clients Served by Funding Source for Each Agency During FY1996

EASTERN STATE HOSPITAL

	Total	Funding Source					
		Mental Health	Substance Abuse	Domestic Violence	Residential Care	Medicaid	Other
Total							
Unduplicated Count	1,988	1,988	0	0	0	0	0
Sex							
Female	676	676	0	0	0	0	0
Male	1,312	1,312	0	0	0	0	0
Age							
05-17	9	9	0	0	0	0	0
18-20	114	114	0	0	0	0	0
21-24	193	193	0	0	0	0	0
25-34	575	575	0	0	0	0	0
35-44	624	624	0	0	0	0	0
45-54	279	279	0	0	0	0	0
55-64	146	146	0	0	0	0	0
65-74	41	41	0	0	0	0	0
75-84	7	7	0	0	0	0	0
Race							
White	1,393	1,393	0	0	0	0	0
Black	349	349	0	0	0	0	0
Native American	217	217	0	0	0	0	0
Hispanic	19	19	0	0	0	0	0
Asian	10	10	0	0	0	0	0
Presenting Problem/Diagnosis							
Alcohol Abuse	70	70	0	0	0	0	0
Developmental Disorder	2	2	0	0	0	0	0
Mood Disorder	725	725	0	0	0	0	0
Non Alcohol/Drug Related Organic	30	30	0	0	0	0	0
Other Non-Psychotic	241	241	0	0	0	0	0
Other Psychotic	460	460	0	0	0	0	0
Personality Disorder	1	1	0	0	0	0	0
Schizophrenia	349	349	0	0	0	0	0
Social Conditions	13	13	0	0	0	0	0
Substance Related	97	97	0	0	0	0	0
County of Residence							
Adair	22	22	0	0	0	0	0
Atoka	2	2	0	0	0	0	0
Beaver	1	1	0	0	0	0	0
Beckham	4	4	0	0	0	0	0
Blaine	2	2	0	0	0	0	0
Bryan	5	5	0	0	0	0	0
Caddo	5	5	0	0	0	0	0
Canadian	2	2	0	0	0	0	0
Carter	8	8	0	0	0	0	0
Cherokee	46	46	0	0	0	0	0
Choctaw	5	5	0	0	0	0	0
Cleveland	10	10	0	0	0	0	0
Comanche	8	8	0	0	0	0	0
Cotton	1	1	0	0	0	0	0
Craig	83	83	0	0	0	0	0
Creek	109	109	0	0	0	0	0
Custer	4	4	0	0	0	0	0

Notes: The same client may be counted in more than one category, e.g., clients can receive services under more than one contract source, in more than one "County of Residence," or may have multiple "Other Indicators." Please see Definition page for other considerations.

Oklahoma Department of Mental Health and Substance Abuse Services

Counts of Admitted Clients Served by Funding Source for Each Agency During FY1996

EASTERN STATE HOSPITAL

	Total	Funding Source					
		Mental Health	Substance Abuse	Domestic Violence	Residential Care	Medicaid	Other
Delaware	53	53	0	0	0	0	0
Dewey	1	1	0	0	0	0	0
Garfield	4	4	0	0	0	0	0
Garvin	1	1	0	0	0	0	0
Grady	3	3	0	0	0	0	0
Greer	2	2	0	0	0	0	0
Haskell	2	2	0	0	0	0	0
Jackson	12	12	0	0	0	0	0
Kay	44	44	0	0	0	0	0
Latimer	3	3	0	0	0	0	0
LeFlore	9	9	0	0	0	0	0
Lincoln	2	2	0	0	0	0	0
Logan	4	4	0	0	0	0	0
Marshall	4	4	0	0	0	0	0
Mayes	55	55	0	0	0	0	0
McClain	2	2	0	0	0	0	0
McCurtain	11	11	0	0	0	0	0
McIntosh	30	30	0	0	0	0	0
Murray	1	1	0	0	0	0	0
Muskogee	164	164	0	0	0	0	0
Noble	6	6	0	0	0	0	0
Nowata	7	7	0	0	0	0	0
Okfuskee	7	7	0	0	0	0	0
Oklahoma	79	79	0	0	0	0	0
Okmulgee	103	103	0	0	0	0	0
Osage	27	27	0	0	0	0	0
Ottawa	80	80	0	0	0	0	0
Pawnee	9	9	0	0	0	0	0
Payne	66	66	0	0	0	0	0
Pittsburgh	2	2	0	0	0	0	0
Pontotoc	2	2	0	0	0	0	0
Pottawatomie	8	8	0	0	0	0	0
Pushmataha	2	2	0	0	0	0	0
Rogers	68	68	0	0	0	0	0
Seminole	3	3	0	0	0	0	0
Sequoyah	37	37	0	0	0	0	0
Stephens	5	5	0	0	0	0	0
Texas	1	1	0	0	0	0	0
Tillman	1	1	0	0	0	0	0
Tulsa	619	619	0	0	0	0	0
Wagoner	29	29	0	0	0	0	0
Washington	52	52	0	0	0	0	0
Washita	1	1	0	0	0	0	0
Woodward	1	1	0	0	0	0	0
Out of State/Unknown	49	49	0	0	0	0	0
Other Indicators							
Deaf and Hearing Impaired	27	27	0	0	0	0	0
Dual Diagnosis	719	719	0	0	0	0	0
Homeless	194	194	0	0	0	0	0
SMI (If ever)	1,560	1,560	0	0	0	0	0

Notes: The same client may be counted in more than one category, e.g., clients can receive services under more than one contract source, in more than one "County of Residence," or may have multiple "Other Indicators." Please see Definition page for other considerations.

Oklahoma Department of Mental Health and Substance Abuse Services
Counts of Admitted Clients Served by Funding Source for Each Agency During FY1996
EDMOND FAMILY SERVICES, INC.

		Funding Source						
		Total	Mental Health	Substance Abuse	Domestic Violence	Residential Care	Medicaid	Other
Total	Unduplicated Count	164	0	164	0	0	0	0
Sex	Female	95	0	95	0	0	0	0
	Male	69	0	69	0	0	0	0
Age	05-17	35	0	35	0	0	0	0
	18-20	10	0	10	0	0	0	0
	21-24	20	0	20	0	0	0	0
	25-34	46	0	46	0	0	0	0
	35-44	38	0	38	0	0	0	0
	45-54	12	0	12	0	0	0	0
	55-64	2	0	2	0	0	0	0
	65-74	1	0	1	0	0	0	0
Race	White	146	0	146	0	0	0	0
	Black	8	0	8	0	0	0	0
	Native American	7	0	7	0	0	0	0
	Hispanic	3	0	3	0	0	0	0
Presenting Problem/Diagnosis	Alcohol Abuse	48	0	48	0	0	0	0
	Other Psychotic	1	0	1	0	0	0	0
	Social Conditions	65	0	65	0	0	0	0
	Substance Related	40	0	40	0	0	0	0
	Deferred/No Diagnosis	10	0	10	0	0	0	0
County of Residence	Kingfisher	1	0	1	0	0	0	0
	Logan	14	0	14	0	0	0	0
	Oklahoma	148	0	148	0	0	0	0
	Okmulgee	1	0	1	0	0	0	0
Other Indicators	SMI (If ever)	11	0	11	0	0	0	0

Notes: The same client may be counted in more than one category, e.g., clients can receive services under more than one contract source, in more than one "County of Residence," or may have multiple "Other Indicators." Please see Definition page for other considerations.

Oklahoma Department of Mental Health and Substance Abuse Services

Counts of Admitted Clients Served by Funding Source for Each Agency During FY1996

EDNA LEE'S RESIDENTIAL CARE

	Total	Funding Source					
		Mental Health	Substance Abuse	Domestic Violence	Residential Care	Medicaid	Other
Total							
Unduplicated Count	73	0	0	0	73	0	0
Sex							
Female	36	0	0	0	36	0	0
Male	37	0	0	0	37	0	0
Age							
18-20	1	0	0	0	1	0	0
21-24	1	0	0	0	1	0	0
25-34	6	0	0	0	6	0	0
35-44	16	0	0	0	16	0	0
45-54	10	0	0	0	10	0	0
55-64	21	0	0	0	21	0	0
65-74	12	0	0	0	12	0	0
75-84	5	0	0	0	5	0	0
85+	1	0	0	0	1	0	0
Race							
White	57	0	0	0	57	0	0
Black	6	0	0	0	6	0	0
Native American	4	0	0	0	4	0	0
Hispanic	5	0	0	0	5	0	0
Asian	1	0	0	0	1	0	0
Presenting Problem/Diagnosis							
Developmental Disorder	21	0	0	0	21	0	0
Mood Disorder	18	0	0	0	18	0	0
Other Psychotic	8	0	0	0	8	0	0
Social Conditions	9	0	0	0	9	0	0
Deferred/No Diagnosis	17	0	0	0	17	0	0
County of Residence							
Craig	64	0	0	0	64	0	0
Mayes	3	0	0	0	3	0	0
Ottawa	2	0	0	0	2	0	0
Tulsa	3	0	0	0	3	0	0
Woodward	1	0	0	0	1	0	0
Other Indicators							
Homeless	1	0	0	0	1	0	0
SMI (If ever)	71	0	0	0	71	0	0

Notes: The same client may be counted in more than one category, e.g., clients can receive services under more than one contract source, in more than one "County of Residence," or may have multiple "Other Indicators." Please see Definition page for other considerations.

Oklahoma Department of Mental Health and Substance Abuse Services

Counts of Admitted Clients Served by Funding Source for Each Agency During FY1996

EDWIN FAIR CMHC

	Total	Funding Source					
		Mental Health	Substance Abuse	Domestic Violence	Residential Care	Medicaid	Other
Total							
Unduplicated Count	2,794	2,233	195	0	0	865	474
Sex							
Female	1,531	1,250	94	0	0	475	244
Male	1,263	983	101	0	0	390	230
Age							
0-04	85	38	0	0	0	40	30
05-17	780	474	0	0	0	417	303
18-20	129	115	11	0	0	22	10
21-24	169	155	24	0	0	28	5
25-34	560	499	55	0	0	99	30
35-44	541	496	63	0	0	116	32
45-54	290	271	27	0	0	58	18
55-64	130	118	14	0	0	36	10
65-74	60	50	1	0	0	21	8
75-84	29	13	0	0	0	16	13
85+	21	4	0	0	0	12	15
Race							
White	2,371	1,942	163	0	0	690	369
Black	121	69	11	0	0	68	40
Native American	232	161	18	0	0	84	54
Hispanic	64	56	3	0	0	22	11
Asian	6	5	0	0	0	1	0
Presenting Problem/Diagnosis							
Alcohol Abuse	65	45	28	0	0	6	3
Developmental Disorder	322	200	0	0	0	176	117
Mood Disorder	919	820	70	0	0	223	88
Non Alcohol/Drug Related Organic	22	17	1	0	0	9	4
Other Non-Psychotic	561	401	19	0	0	180	141
Other Psychotic	116	111	14	0	0	31	14
Personality Disorder	14	12	0	0	0	7	1
Schizophrenia	165	163	11	0	0	68	15
Social Conditions	528	408	13	0	0	154	84
Substance Related	70	49	39	0	0	7	2
Deferred/No Diagnosis	12	7	0	0	0	4	5
County of Residence							
Atoka	1	1	0	0	0	0	0
Beaver	1	0	0	0	0	1	0
Cleveland	2	2	0	0	0	0	0
Creek	7	7	1	0	0	1	3
Garfield	1	1	0	0	0	0	0
Grant	4	2	1	0	0	1	0
Harper	1	1	0	0	0	0	0
Hughes	1	1	0	0	0	1	0
Kay	1,230	958	124	0	0	358	202
Kingfisher	2	2	0	0	0	0	0
Lincoln	19	15	0	0	0	6	5
Logan	5	4	0	0	0	2	1
McCurtain	1	1	0	0	0	0	0
Muskogee	2	1	0	0	0	0	1

Notes: The same client may be counted in more than one category, e.g., clients can receive services under more than one contract source, in more than one "County of Residence," or may have multiple "Other Indicators." Please see Definition page for other considerations.

Oklahoma Department of Mental Health and Substance Abuse Services
Counts of Admitted Clients Served by Funding Source for Each Agency During FY1996
EDWIN FAIR CMHC

	Funding Source						
	Total	Mental Health	Substance Abuse	Domestic Violence	Residential Care	Medicaid	Other
Noble	156	129	4	0	0	63	3
Okfuskee	1	1	0	0	0	1	0
Okmulgee	6	6	0	0	0	1	0
Osage	358	245	23	0	0	121	105
Pawnee	124	109	3	0	0	41	18
Payne	853	729	38	0	0	267	135
Rogers	2	2	0	0	0	0	0
Stephens	1	1	0	0	0	0	0
Texas	2	2	0	0	0	0	0
Tulsa	2	1	0	0	0	0	1
Washington	2	2	0	0	0	1	0
Woods	1	1	0	0	0	0	0
Out of State/Unknown	9	9	1	0	0	0	0
Other Indicators							
Deaf and Hearing Impaired	25	17	0	0	0	12	8
Dual Diagnosis	189	176	80	0	0	54	10
Homeless	75	67	21	0	0	17	8
SED (6-17)	336	211	0	0	0	198	142
SMI (If ever)	954	878	94	0	0	304	61

Notes: The same client may be counted in more than one category, e.g., clients can receive services under more than one contract source, in more than one "County of Residence," or may have multiple "Other Indicators." Please see Definition page for other considerations.

Oklahoma Department of Mental Health and Substance Abuse Services

Counts of Admitted Clients Served by Funding Source for Each Agency During FY1996

EL RENO RESIDENTIAL CARE

	Total	Funding Source					
		Mental Health	Substance Abuse	Domestic Violence	Residential Care	Medicaid	Other
Total							
Unduplicated Count	20	0	0	0	20	0	0
Sex							
Female	9	0	0	0	9	0	0
Male	11	0	0	0	11	0	0
Age							
21-24	1	0	0	0	1	0	0
25-34	3	0	0	0	3	0	0
35-44	2	0	0	0	2	0	0
45-54	4	0	0	0	4	0	0
55-64	6	0	0	0	6	0	0
65-74	3	0	0	0	3	0	0
75-84	1	0	0	0	1	0	0
Race							
White	18	0	0	0	18	0	0
Black	1	0	0	0	1	0	0
Native American	1	0	0	0	1	0	0
Presenting Problem/Diagnosis							
Social Conditions	19	0	0	0	19	0	0
Deferred/No Diagnosis	1	0	0	0	1	0	0
County of Residence							
Canadian	20	0	0	0	20	0	0
Other Indicators							
SMI (If ever)	20	0	0	0	20	0	0

Notes: The same client may be counted in more than one category, e.g., clients can receive services under more than one contract source, in more than one "County of Residence," or may have multiple "Other Indicators." Please see Definition page for other considerations.

Oklahoma Department of Mental Health and Substance Abuse Services
Counts of Admitted Clients Served by Funding Source for Each Agency During FY1996
ELM TREE HOUSE

		Funding Source						
		Total	Mental Health	Substance Abuse	Domestic Violence	Residential Care	Medicaid	Other
Total	Unduplicated Count	16	0	0	0	16	0	0
Sex	Female	7	0	0	0	7	0	0
	Male	9	0	0	0	9	0	0
Age	21-24	1	0	0	0	1	0	0
	35-44	2	0	0	0	2	0	0
	45-54	3	0	0	0	3	0	0
	55-64	5	0	0	0	5	0	0
	65-74	4	0	0	0	4	0	0
	75-84	1	0	0	0	1	0	0
Race	White	8	0	0	0	8	0	0
	Black	5	0	0	0	5	0	0
	Native American	2	0	0	0	2	0	0
	Asian	1	0	0	0	1	0	0
Presenting Problem/Diagnosis	Other Psychotic	1	0	0	0	1	0	0
	Social Conditions	14	0	0	0	14	0	0
	Deferred/No Diagnosis	1	0	0	0	1	0	0
County of Residence	Oklahoma	15	0	0	0	15	0	0
	Wagoner	1	0	0	0	1	0	0
Other Indicators	SMI (If ever)	16	0	0	0	16	0	0

Notes: The same client may be counted in more than one category, e.g., clients can receive services under more than one contract source, in more than one "County of Residence," or may have multiple "Other Indicators." Please see Definition page for other considerations.

Oklahoma Department of Mental Health and Substance Abuse Services

Counts of Admitted Clients Served by Funding Source for Each Agency During FY1996

FAIR OAKS

		Funding Source						
		Total	Mental Health	Substance Abuse	Domestic Violence	Residential Care	Medicaid	Other
Total	Unduplicated Count	15	0	0	0	15	0	0
Sex	Male	15	0	0	0	15	0	0
Age	25-34	4	0	0	0	4	0	0
	35-44	4	0	0	0	4	0	0
	45-54	2	0	0	0	2	0	0
	55-64	3	0	0	0	3	0	0
	65-74	2	0	0	0	2	0	0
Race	White	15	0	0	0	15	0	0
Presenting Problem/Diagnosis	Mood Disorder	14	0	0	0	14	0	0
	Social Conditions	1	0	0	0	1	0	0
County of Residence	Choctaw	1	0	0	0	1	0	0
	Craig	3	0	0	0	3	0	0
	Delaware	5	0	0	0	5	0	0
	Mayes	3	0	0	0	3	0	0
	Oklahoma	1	0	0	0	1	0	0
	Rogers	1	0	0	0	1	0	0
	Sequoyah	1	0	0	0	1	0	0
Other Indicators	SMI (If ever)	15	0	0	0	15	0	0

Notes: The same client may be counted in more than one category, e.g., clients can receive services under more than one contract source, in more than one "County of Residence," or may have multiple "Other Indicators." Please see Definition page for other considerations.

Oklahoma Department of Mental Health and Substance Abuse Services

Counts of Admitted Clients Served by Funding Source for Each Agency During FY1996

FAMILY CRISIS & COUNSELING CTR

	Total	Funding Source					
		Mental Health	Substance Abuse	Domestic Violence	Residential Care	Medicaid	Other
Total							
Unduplicated Count	623	0	0	623	0	0	0
Sex							
Female	470	0	0	470	0	0	0
Male	153	0	0	153	0	0	0
Age							
0-04	70	0	0	70	0	0	0
05-17	74	0	0	74	0	0	0
18-20	46	0	0	46	0	0	0
21-24	61	0	0	61	0	0	0
25-34	183	0	0	183	0	0	0
35-44	130	0	0	130	0	0	0
45-54	39	0	0	39	0	0	0
55-64	14	0	0	14	0	0	0
65-74	4	0	0	4	0	0	0
75-84	2	0	0	2	0	0	0
Race							
White	468	0	0	468	0	0	0
Black	34	0	0	34	0	0	0
Native American	104	0	0	104	0	0	0
Hispanic	16	0	0	16	0	0	0
Asian	1	0	0	1	0	0	0
Presenting Problem/Diagnosis							
Developmental Disorder	1	0	0	1	0	0	0
Mood Disorder	1	0	0	1	0	0	0
Social Conditions	614	0	0	614	0	0	0
Deferred/No Diagnosis	7	0	0	7	0	0	0
County of Residence							
Choctaw	2	0	0	2	0	0	0
Cleveland	1	0	0	1	0	0	0
Craig	1	0	0	1	0	0	0
Garfield	2	0	0	2	0	0	0
Nowata	16	0	0	16	0	0	0
Oklahoma	4	0	0	4	0	0	0
Osage	32	0	0	32	0	0	0
Rogers	3	0	0	3	0	0	0
Tulsa	32	0	0	32	0	0	0
Wagoner	6	0	0	6	0	0	0
Washington	496	0	0	496	0	0	0
Washita	1	0	0	1	0	0	0
Woods	1	0	0	1	0	0	0
Out of State/Unknown	26	0	0	26	0	0	0
Other Indicators							
Deaf and Hearing Impaired	1	0	0	1	0	0	0
Homeless	97	0	0	97	0	0	0
SED (6-17)	2	0	0	2	0	0	0
SMI (If ever)	66	0	0	66	0	0	0

Notes: The same client may be counted in more than one category, e.g., clients can receive services under more than one contract source, in more than one "County of Residence," or may have multiple "Other Indicators." Please see Definition page for other considerations.

Oklahoma Department of Mental Health and Substance Abuse Services

Counts of Admitted Clients Served by Funding Source for Each Agency During FY1996

FAMILY CRISIS CTR, INC.

	Total	Funding Source					
		Mental Health	Substance Abuse	Domestic Violence	Residential Care	Medicaid	Other
Total							
Unduplicated Count	418	0	0	418	0	0	4
Sex							
Female	296	0	0	296	0	0	4
Male	122	0	0	122	0	0	0
Age							
0-04	66	0	0	66	0	0	0
05-17	100	0	0	100	0	0	0
18-20	22	0	0	22	0	0	0
21-24	29	0	0	29	0	0	1
25-34	114	0	0	114	0	0	1
35-44	67	0	0	67	0	0	2
45-54	17	0	0	17	0	0	0
55-64	1	0	0	1	0	0	0
65-74	2	0	0	2	0	0	0
Race							
White	260	0	0	260	0	0	4
Black	20	0	0	20	0	0	0
Native American	134	0	0	134	0	0	0
Hispanic	4	0	0	4	0	0	0
Presenting Problem/Diagnosis							
Developmental Disorder	11	0	0	11	0	0	0
Social Conditions	405	0	0	405	0	0	4
Deferred/No Diagnosis	2	0	0	2	0	0	0
County of Residence							
Atoka	6	0	0	6	0	0	0
Beckham	1	0	0	1	0	0	0
Bryan	9	0	0	9	0	0	0
Carter	9	0	0	9	0	0	0
Choctaw	2	0	0	2	0	0	0
Cleveland	3	0	0	3	0	0	0
Coal	11	0	0	11	0	0	0
Garvin	22	0	0	22	0	0	0
Hughes	16	0	0	16	0	0	0
Johnston	9	0	0	9	0	0	0
Lincoln	1	0	0	1	0	0	0
Marshall	6	0	0	6	0	0	0
Mayes	1	0	0	1	0	0	0
McCurtain	5	0	0	5	0	0	0
Murray	9	0	0	9	0	0	0
Noble	1	0	0	1	0	0	0
Okfuskee	3	0	0	3	0	0	0
Oklahoma	4	0	0	4	0	0	0
Okmulgee	3	0	0	3	0	0	0
Pontotoc	226	0	0	226	0	0	4
Pottawatomie	16	0	0	16	0	0	0
Seminole	47	0	0	47	0	0	0
Woods	1	0	0	1	0	0	0
Out of State/Unknown	7	0	0	7	0	0	0

Other Indicators

Notes: The same client may be counted in more than one category, e.g., clients can receive services under more than one contract source, in more than one "County of Residence," or may have multiple "Other Indicators." Please see Definition page for other considerations.

Oklahoma Department of Mental Health and Substance Abuse Services
 Counts of Admitted Clients Served by Funding Source for Each Agency During FY1996
FAMILY CRISIS CTR, INC.

	Funding Source						
	Total	Mental Health	Substance Abuse	Domestic Violence	Residential Care	Medicaid	Other
Homeless	234	0	0	234	0	0	1
SMI (If ever)	43	0	0	43	0	0	0

Notes: The same client may be counted in more than one category, e.g., clients can receive services under more than one contract source, in more than one "County of Residence," or may have multiple "Other Indicators." Please see Definition page for other considerations.

Oklahoma Department of Mental Health and Substance Abuse Services

Counts of Admitted Clients Served by Funding Source for Each Agency During FY1996

FAMILY MH CTR

	Total	Funding Source					
		Mental Health	Substance Abuse	Domestic Violence	Residential Care	Medicaid	Other
Total							
Unduplicated Count	952	940	0	0	0	253	3
Sex							
Female	547	538	0	0	0	148	1
Male	405	402	0	0	0	105	2
Age							
0-04	11	9	0	0	0	2	0
05-17	111	101	0	0	0	37	1
18-20	26	26	0	0	0	6	1
21-24	63	63	0	0	0	18	0
25-34	216	216	0	0	0	45	0
35-44	254	254	0	0	0	75	0
45-54	173	173	0	0	0	44	1
55-64	70	70	0	0	0	19	0
65-74	25	25	0	0	0	7	0
75-84	3	3	0	0	0	0	0
Race							
White	771	761	0	0	0	187	3
Black	100	98	0	0	0	42	0
Native American	43	43	0	0	0	11	0
Hispanic	26	26	0	0	0	9	0
Asian	12	12	0	0	0	4	0
Presenting Problem/Diagnosis							
Alcohol Abuse	3	3	0	0	0	1	0
Developmental Disorder	49	43	0	0	0	20	1
Mood Disorder	448	446	0	0	0	74	1
Non Alcohol/Drug Related Organic	2	2	0	0	0	0	0
Other Non-Psychotic	86	83	0	0	0	14	0
Other Psychotic	119	119	0	0	0	39	1
Personality Disorder	57	57	0	0	0	9	0
Schizophrenia	155	155	0	0	0	88	0
Social Conditions	26	26	0	0	0	6	0
Substance Related	7	6	0	0	0	2	0
County of Residence							
Cotton	1	1	0	0	0	1	0
Oklahoma	1	1	0	0	0	0	0
Pawnee	1	1	0	0	0	0	0
Rogers	2	1	0	0	0	0	0
Tulsa	947	936	0	0	0	252	3
Other Indicators							
Deaf and Hearing Impaired	4	4	0	0	0	1	0
Dual Diagnosis	174	174	0	0	0	42	1
Homeless	7	7	0	0	0	1	0
SED (6-17)	64	62	0	0	0	20	1
SMI (If ever)	698	697	0	0	0	213	1

Notes: The same client may be counted in more than one category, e.g., clients can receive services under more than one contract source, in more than one "County of Residence," or may have multiple "Other Indicators." Please see Definition page for other considerations.

Oklahoma Department of Mental Health and Substance Abuse Services

Counts of Admitted Clients Served by Funding Source for Each Agency During FY1996

FAMILY SHELTER

	Total	Funding Source					
		Mental Health	Substance Abuse	Domestic Violence	Residential Care	Medicaid	Other
Total							
Unduplicated Count	173	0	0	173	0	0	0
Sex							
Female	131	0	0	131	0	0	0
Male	42	0	0	42	0	0	0
Age							
0-04	37	0	0	37	0	0	0
05-17	40	0	0	40	0	0	0
18-20	9	0	0	9	0	0	0
21-24	14	0	0	14	0	0	0
25-34	47	0	0	47	0	0	0
35-44	18	0	0	18	0	0	0
45-54	3	0	0	3	0	0	0
55-64	2	0	0	2	0	0	0
65-74	2	0	0	2	0	0	0
75-84	1	0	0	1	0	0	0
Race							
White	134	0	0	134	0	0	0
Black	10	0	0	10	0	0	0
Native American	24	0	0	24	0	0	0
Hispanic	3	0	0	3	0	0	0
Asian	2	0	0	2	0	0	0
Presenting Problem/Diagnosis							
Developmental Disorder	9	0	0	9	0	0	0
Social Conditions	161	0	0	161	0	0	0
Deferred/No Diagnosis	3	0	0	3	0	0	0
County of Residence							
Bryan	5	0	0	5	0	0	0
Carter	96	0	0	96	0	0	0
Choctaw	2	0	0	2	0	0	0
Garvin	1	0	0	1	0	0	0
Hughes	3	0	0	3	0	0	0
Johnston	1	0	0	1	0	0	0
LeFlore	1	0	0	1	0	0	0
Love	4	0	0	4	0	0	0
Marshall	14	0	0	14	0	0	0
Murray	13	0	0	13	0	0	0
Oklahoma	1	0	0	1	0	0	0
Okmulgee	3	0	0	3	0	0	0
Payne	1	0	0	1	0	0	0
Pottawatomie	1	0	0	1	0	0	0
Stephens	4	0	0	4	0	0	0
Washita	4	0	0	4	0	0	0
Out of State/Unknown	19	0	0	19	0	0	0
Other Indicators							
Homeless	2	0	0	2	0	0	0
SMI (If ever)	12	0	0	12	0	0	0

Notes: The same client may be counted in more than one category, e.g., clients can receive services under more than one contract source, in more than one "County of Residence," or may have multiple "Other Indicators." Please see Definition page for other considerations.

Oklahoma Department of Mental Health and Substance Abuse Services

Counts of Admitted Clients Served by Funding Source for Each Agency During FY1996

FIRST WINGS OF FREEDOM

	Total	Funding Source					
		Mental Health	Substance Abuse	Domestic Violence	Residential Care	Medicaid	Other
Total							
Unduplicated Count	257	0	257	0	0	2	1
Sex							
Female	177	0	177	0	0	2	1
Male	80	0	80	0	0	0	0
Age							
0-04	72	0	72	0	0	1	0
05-17	86	0	86	0	0	0	0
18-20	7	0	7	0	0	0	0
21-24	11	0	11	0	0	0	1
25-34	52	0	52	0	0	0	0
35-44	27	0	27	0	0	1	0
45-54	1	0	1	0	0	0	0
55-64	1	0	1	0	0	0	0
Race							
White	106	0	106	0	0	2	1
Black	115	0	115	0	0	0	0
Native American	25	0	25	0	0	0	0
Hispanic	9	0	9	0	0	0	0
Asian	2	0	2	0	0	0	0
Presenting Problem/Diagnosis							
Alcohol Abuse	16	0	16	0	0	0	0
Developmental Disorder	4	0	4	0	0	0	0
Mood Disorder	1	0	1	0	0	0	0
Social Conditions	135	0	135	0	0	1	0
Substance Related	77	0	77	0	0	1	1
Deferred/No Diagnosis	24	0	24	0	0	0	0
County of Residence							
Choctaw	1	0	1	0	0	0	0
Coal	1	0	1	0	0	0	0
Comanche	4	0	4	0	0	0	0
Creek	4	0	4	0	0	0	0
Garfield	12	0	12	0	0	0	0
Garvin	1	0	1	0	0	0	0
Jackson	1	0	1	0	0	0	0
Kay	5	0	5	0	0	0	0
Lincoln	2	0	2	0	0	0	0
Logan	2	0	2	0	0	0	0
McCurtain	5	0	5	0	0	0	0
Muskogee	6	0	6	0	0	0	0
Nowata	8	0	8	0	0	0	0
Oklahoma	9	0	9	0	0	0	0
Osage	3	0	3	0	0	0	1
Payne	15	0	15	0	0	0	0
Pittsburgh	2	0	2	0	0	0	0
Rogers	8	0	8	0	0	0	0
Texas	2	0	2	0	0	0	0
Tulsa	131	0	131	0	0	2	0
Washington	18	0	18	0	0	0	0
Woods	1	0	1	0	0	0	0

Notes: The same client may be counted in more than one category, e.g., clients can receive services under more than one contract source, in more than one "County of Residence," or may have multiple "Other Indicators." Please see Definition page for other considerations.

Oklahoma Department of Mental Health and Substance Abuse Services
Counts of Admitted Clients Served by Funding Source for Each Agency During FY1996
FIRST WINGS OF FREEDOM

	Total	Funding Source					
		Mental Health	Substance Abuse	Domestic Violence	Residential Care	Medicaid	Other
Woodward	11	0	11	0	0	0	0
Out of State/Unknown	5	0	5	0	0	0	0
Other Indicators							
Deaf and Hearing Impaired	3	0	3	0	0	0	0
Homeless	28	0	28	0	0	0	0
SMI (If ever)	30	0	30	0	0	0	1

Notes: The same client may be counted in more than one category, e.g., clients can receive services under more than one contract source, in more than one "County of Residence," or may have multiple "Other Indicators." Please see Definition page for other considerations.

Oklahoma Department of Mental Health and Substance Abuse Services

Counts of Admitted Clients Served by Funding Source for Each Agency During FY1996

GATEWAY TO PREVENTION/RECOVERY

	Total	Funding Source					
		Mental Health	Substance Abuse	Domestic Violence	Residential Care	Medicaid	Other
Total							
Unduplicated Count	328	0	289	0	0	66	5
Sex							
Female	136	0	113	0	0	41	2
Male	192	0	176	0	0	25	3
Age							
05-17	56	0	47	0	0	19	2
18-20	8	0	7	0	0	2	0
21-24	24	0	21	0	0	5	0
25-34	111	0	97	0	0	18	3
35-44	80	0	74	0	0	14	0
45-54	37	0	33	0	0	5	0
55-64	10	0	9	0	0	2	0
65-74	2	0	1	0	0	1	0
Race							
White	228	0	205	0	0	39	5
Black	15	0	9	0	0	8	0
Native American	71	0	63	0	0	13	0
Hispanic	14	0	12	0	0	6	0
Presenting Problem/Diagnosis							
Alcohol Abuse	141	0	126	0	0	21	2
Social Conditions	93	0	85	0	0	22	1
Substance Related	86	0	73	0	0	20	1
Deferred/No Diagnosis	8	0	5	0	0	3	1
County of Residence							
Cleveland	2	0	1	0	0	0	1
Hughes	2	0	2	0	0	0	0
Lincoln	41	0	36	0	0	11	0
Love	1	0	1	0	0	0	0
Okfuskee	48	0	32	0	0	17	0
Oklahoma	9	0	9	0	0	1	0
Pottawatomie	218	0	201	0	0	37	4
Seminole	7	0	7	0	0	0	0
Other Indicators							
Homeless	2	0	2	0	0	0	0
SMI (If ever)	40	0	21	0	0	23	0

Notes: The same client may be counted in more than one category, e.g., clients can receive services under more than one contract source, in more than one "County of Residence," or may have multiple "Other Indicators." Please see Definition page for other considerations.

Oklahoma Department of Mental Health and Substance Abuse Services

Counts of Admitted Clients Served by Funding Source for Each Agency During FY1996

GRAND LAKE M.H.C.

	Total	Funding Source					
		Mental Health	Substance Abuse	Domestic Violence	Residential Care	Medicaid	Other
Total							
Unduplicated Count	3,788	3,536	0	0	0	1,571	193
Sex							
Female	2,026	1,869	0	0	0	848	101
Male	1,762	1,667	0	0	0	723	92
Age							
0-04	83	74	0	0	0	39	2
05-17	1,125	1,029	0	0	0	500	57
18-20	183	170	0	0	0	40	12
21-24	187	177	0	0	0	50	10
25-34	629	583	0	0	0	213	32
35-44	677	642	0	0	0	255	33
45-54	400	385	0	0	0	187	34
55-64	254	247	0	0	0	120	11
65-74	145	135	0	0	0	92	2
75-84	73	70	0	0	0	50	0
85+	32	24	0	0	0	25	0
Race							
White	2,918	2,726	0	0	0	1,214	141
Black	152	143	0	0	0	97	7
Native American	638	592	0	0	0	222	43
Hispanic	69	64	0	0	0	34	2
Asian	11	11	0	0	0	4	0
Presenting Problem/Diagnosis							
Alcohol Abuse	36	32	0	0	0	10	1
Developmental Disorder	505	446	0	0	0	242	51
Mood Disorder	1,540	1,453	0	0	0	520	61
Non Alcohol/Drug Related Organic	43	40	0	0	0	30	7
Other Non-Psychotic	817	746	0	0	0	301	36
Other Psychotic	171	167	0	0	0	96	6
Personality Disorder	65	62	0	0	0	21	6
Schizophrenia	519	504	0	0	0	329	19
Social Conditions	37	35	0	0	0	9	2
Substance Related	53	50	0	0	0	12	3
Deferred/No Diagnosis	2	1	0	0	0	1	1
County of Residence							
Alfalfa	2	2	0	0	0	0	0
Beaver	1	1	0	0	0	1	0
Beckham	1	1	0	0	0	0	0
Blaine	2	2	0	0	0	0	0
Cleveland	2	1	0	0	0	2	0
Craig	606	579	0	0	0	321	22
Delaware	529	482	0	0	0	200	33
Garfield	1	1	0	0	0	0	0
Hughes	1	1	0	0	0	1	0
LeFlore	1	0	0	0	0	1	0
Love	1	1	0	0	0	0	0
Mayes	519	489	0	0	0	235	36
Muskogee	1	1	0	0	0	0	0
Nowata	155	133	0	0	0	66	10

Notes: The same client may be counted in more than one category, e.g., clients can receive services under more than one contract source, in more than one "County of Residence," or may have multiple "Other Indicators." Please see Definition page for other considerations.

Oklahoma Department of Mental Health and Substance Abuse Services
Counts of Admitted Clients Served by Funding Source for Each Agency During FY1996
GRAND LAKE M.H.C.

	Funding Source						
	Total	Mental Health	Substance Abuse	Domestic Violence	Residential Care	Medicaid	Other
Oklahoma	1	1	0	0	0	0	0
Osage	24	23	0	0	0	4	1
Ottawa	484	455	0	0	0	203	39
Pontotoc	1	1	0	0	0	0	0
Roger Mills	1	1	0	0	0	1	0
Rogers	667	636	0	0	0	209	13
Tulsa	9	9	0	0	0	2	0
Wagoner	2	2	0	0	0	1	0
Washington	770	709	0	0	0	321	39
Woods	1	1	0	0	0	0	0
Out of State/Unknown	6	4	0	0	0	3	0
Other Indicators							
Deaf and Hearing Impaired	27	26	0	0	0	19	2
Dual Diagnosis	376	360	0	0	0	144	3
Homeless	44	43	0	0	0	6	3
SED (6-17)	674	622	0	0	0	337	38
SMI (If ever)	1,894	1,800	0	0	0	945	112

Notes: The same client may be counted in more than one category, e.g., clients can receive services under more than one contract source, in more than one "County of Residence," or may have multiple "Other Indicators." Please see Definition page for other considerations.

Oklahoma Department of Mental Health and Substance Abuse Services
Counts of Admitted Clients Served by Funding Source for Each Agency During FY1996
GREEN ACRES

	Total	Funding Source					
		Mental Health	Substance Abuse	Domestic Violence	Residential Care	Medicaid	Other
Total							
Unduplicated Count	27	0	0	0	27	0	0
Sex							
Female	12	0	0	0	12	0	0
Male	15	0	0	0	15	0	0
Age							
35-44	5	0	0	0	5	0	0
45-54	12	0	0	0	12	0	0
55-64	4	0	0	0	4	0	0
65-74	5	0	0	0	5	0	0
75-84	1	0	0	0	1	0	0
Race							
White	21	0	0	0	21	0	0
Black	2	0	0	0	2	0	0
Native American	3	0	0	0	3	0	0
Asian	1	0	0	0	1	0	0
Presenting Problem/Diagnosis							
Developmental Disorder	9	0	0	0	9	0	0
Mood Disorder	2	0	0	0	2	0	0
Other Psychotic	3	0	0	0	3	0	0
Social Conditions	13	0	0	0	13	0	0
County of Residence							
Cherokee	20	0	0	0	20	0	0
Delaware	7	0	0	0	7	0	0
Other Indicators							
Deaf and Hearing Impaired	1	0	0	0	1	0	0
Homeless	1	0	0	0	1	0	0
SMI (If ever)	27	0	0	0	27	0	0

Notes: The same client may be counted in more than one category, e.g., clients can receive services under more than one contract source, in more than one "County of Residence," or may have multiple "Other Indicators." Please see Definition page for other considerations.

Oklahoma Department of Mental Health and Substance Abuse Services

Counts of Admitted Clients Served by Funding Source for Each Agency During FY1996

GREEN COUNTRY BEHAVIORAL HEALTH SERVICES

	Total	Funding Source					
		Mental Health	Substance Abuse	Domestic Violence	Residential Care	Medicaid	Other
Total							
Unduplicated Count	3,191	2,562	34	0	0	1,678	407
Sex							
Female	1,708	1,415	16	0	0	927	151
Male	1,483	1,147	18	0	0	751	256
Age							
0-04	290	183	1	0	0	203	10
05-17	1,425	992	11	0	0	853	344
18-20	136	119	1	0	0	47	24
21-24	121	113	3	0	0	59	3
25-34	377	348	5	0	0	158	4
35-44	385	365	5	0	0	161	10
45-54	246	238	4	0	0	94	7
55-64	134	131	3	0	0	60	3
65-74	56	54	1	0	0	28	2
75-84	15	15	0	0	0	9	0
85+	6	4	0	0	0	6	0
Race							
White	2,128	1,772	26	0	0	1,043	222
Black	774	562	7	0	0	494	118
Native American	275	218	1	0	0	134	66
Hispanic	3	3	0	0	0	1	0
Asian	11	7	0	0	0	6	1
Presenting Problem/Diagnosis							
Alcohol Abuse	50	43	0	0	0	14	6
Developmental Disorder	561	419	6	0	0	358	143
Mood Disorder	657	596	13	0	0	289	44
Non Alcohol/Drug Related Organic	26	20	0	0	0	18	1
Other Non-Psychotic	849	592	7	0	0	454	150
Other Psychotic	68	65	1	0	0	44	1
Personality Disorder	23	21	1	0	0	8	2
Schizophrenia	173	168	3	0	0	113	4
Social Conditions	644	510	2	0	0	314	41
Substance Related	122	110	1	0	0	58	14
Deferred/No Diagnosis	18	18	0	0	0	8	1
County of Residence							
Adair	2	2	0	0	0	0	0
Cherokee	5	4	0	0	0	2	0
Creek	1	0	0	0	0	1	0
Delaware	1	1	0	0	0	0	0
Haskell	18	9	0	0	0	9	9
Love	1	0	0	0	0	1	0
Major	1	1	0	0	0	0	0
McIntosh	284	254	3	0	0	125	39
Muskogee	2,205	1,891	31	0	0	1,114	286
Noble	3	1	0	0	0	2	0
Okfuskee	1	1	0	0	0	0	0
Oklahoma	8	8	0	0	0	1	0
Okmulgee	57	47	0	0	0	25	25
Osage	15	9	0	0	0	7	3

Notes: The same client may be counted in more than one category, e.g., clients can receive services under more than one contract source, in more than one "County of Residence," or may have multiple "Other Indicators." Please see Definition page for other considerations.

Oklahoma Department of Mental Health and Substance Abuse Services
Counts of Admitted Clients Served by Funding Source for Each Agency During FY1996
GREEN COUNTRY BEHAVIORAL HEALTH SERVICES

	Funding Source						
	Total	Mental Health	Substance Abuse	Domestic Violence	Residential Care	Medicaid	Other
Payne	8	8	0	0	0	0	0
Pittsburgh	38	26	0	0	0	23	13
Pottawatomie	1	1	0	0	0	1	1
Rogers	10	5	0	0	0	6	0
Sequoyah	6	5	0	0	0	2	3
Tillman	4	4	0	0	0	2	2
Tulsa	454	250	0	0	0	316	13
Wagoner	52	27	0	0	0	31	11
Washington	11	8	0	0	0	5	2
Woodward	5	0	0	0	0	5	0
Other Indicators							
Deaf and Hearing Impaired	8	6	0	0	0	5	0
Dual Diagnosis	139	130	2	0	0	73	7
Homeless	374	217	1	0	0	263	17
SED (6-17)	1,049	694	10	0	0	661	286
SMI (If ever)	1,146	1,061	21	0	0	539	55

Notes: The same client may be counted in more than one category, e.g., clients can receive services under more than one contract source, in more than one "County of Residence," or may have multiple "Other Indicators." Please see Definition page for other considerations.

Oklahoma Department of Mental Health and Substance Abuse Services

Counts of Admitted Clients Served by Funding Source for Each Agency During FY1996

GRIFFIN MEMORIAL HOSPITAL

	Total	Funding Source					
		Mental Health	Substance Abuse	Domestic Violence	Residential Care	Medicaid	Other
Total							
Unduplicated Count	1,434	1,434	0	0	0	0	0
Sex							
Female	625	625	0	0	0	0	0
Male	809	809	0	0	0	0	0
Age							
18-20	77	77	0	0	0	0	0
21-24	130	130	0	0	0	0	0
25-34	453	453	0	0	0	0	0
35-44	387	387	0	0	0	0	0
45-54	207	207	0	0	0	0	0
55-64	94	94	0	0	0	0	0
65-74	69	69	0	0	0	0	0
75-84	17	17	0	0	0	0	0
Race							
White	1,033	1,033	0	0	0	0	0
Black	242	242	0	0	0	0	0
Native American	120	120	0	0	0	0	0
Hispanic	28	28	0	0	0	0	0
Asian	11	11	0	0	0	0	0
Presenting Problem/Diagnosis							
Alcohol Abuse	95	95	0	0	0	0	0
Developmental Disorder	6	6	0	0	0	0	0
Mood Disorder	482	482	0	0	0	0	0
Non Alcohol/Drug Related Organic	33	33	0	0	0	0	0
Other Non-Psychotic	45	45	0	0	0	0	0
Other Psychotic	401	401	0	0	0	0	0
Personality Disorder	4	4	0	0	0	0	0
Schizophrenia	233	233	0	0	0	0	0
Social Conditions	6	6	0	0	0	0	0
Substance Related	114	114	0	0	0	0	0
Deferred/No Diagnosis	15	15	0	0	0	0	0
County of Residence							
Adair	1	1	0	0	0	0	0
Atoka	4	4	0	0	0	0	0
Beckham	4	4	0	0	0	0	0
Blaine	2	2	0	0	0	0	0
Bryan	33	33	0	0	0	0	0
Caddo	5	5	0	0	0	0	0
Canadian	49	49	0	0	0	0	0
Carter	45	45	0	0	0	0	0
Choctaw	2	2	0	0	0	0	0
Cleveland	35	35	0	0	0	0	0
Coal	1	1	0	0	0	0	0
Comanche	1	1	0	0	0	0	0
Craig	8	8	0	0	0	0	0
Creek	4	4	0	0	0	0	0
Custer	3	3	0	0	0	0	0
Delaware	2	2	0	0	0	0	0
Dewey	2	2	0	0	0	0	0

Notes: The same client may be counted in more than one category, e.g., clients can receive services under more than one contract source, in more than one "County of Residence," or may have multiple "Other Indicators." Please see Definition page for other considerations.

Oklahoma Department of Mental Health and Substance Abuse Services

Counts of Admitted Clients Served by Funding Source for Each Agency During FY1996

GRIFFIN MEMORIAL HOSPITAL

	Funding Source						
	Total	Mental Health	Substance Abuse	Domestic Violence	Residential Care	Medicaid	Other
Garfield	5	5	0	0	0	0	0
Garvin	40	40	0	0	0	0	0
Grady	61	61	0	0	0	0	0
Grant	2	2	0	0	0	0	0
Greer	1	1	0	0	0	0	0
Haskell	1	1	0	0	0	0	0
Hughes	3	3	0	0	0	0	0
Jefferson	1	1	0	0	0	0	0
Johnston	10	10	0	0	0	0	0
Kay	3	3	0	0	0	0	0
Kingfisher	2	2	0	0	0	0	0
Kiowa	2	2	0	0	0	0	0
LeFlore	2	2	0	0	0	0	0
Lincoln	13	13	0	0	0	0	0
Logan	12	12	0	0	0	0	0
Love	7	7	0	0	0	0	0
Major	1	1	0	0	0	0	0
Marshall	9	9	0	0	0	0	0
McClain	6	6	0	0	0	0	0
McCurtain	1	1	0	0	0	0	0
McIntosh	2	2	0	0	0	0	0
Murray	12	12	0	0	0	0	0
Muskogee	9	9	0	0	0	0	0
Noble	1	1	0	0	0	0	0
Nowata	1	1	0	0	0	0	0
Okfuskee	26	26	0	0	0	0	0
Oklahoma	730	730	0	0	0	0	0
Okmulgee	10	10	0	0	0	0	0
Osage	3	3	0	0	0	0	0
Ottawa	4	4	0	0	0	0	0
Payne	8	8	0	0	0	0	0
Pontotoc	52	52	0	0	0	0	0
Pottawatomie	92	92	0	0	0	0	0
Roger Mills	2	2	0	0	0	0	0
Seminole	36	36	0	0	0	0	0
Sequoyah	3	3	0	0	0	0	0
Stephens	3	3	0	0	0	0	0
Texas	1	1	0	0	0	0	0
Tillman	1	1	0	0	0	0	0
Tulsa	20	20	0	0	0	0	0
Washington	3	3	0	0	0	0	0
Woods	1	1	0	0	0	0	0
Out of State/Unknown	31	31	0	0	0	0	0
Other Indicators							
Deaf and Hearing Impaired	30	30	0	0	0	0	0
Dual Diagnosis	481	481	0	0	0	0	0
Homeless	198	198	0	0	0	0	0
SMI (If ever)	1,216	1,216	0	0	0	0	0

Notes: The same client may be counted in more than one category, e.g., clients can receive services under more than one contract source, in more than one "County of Residence," or may have multiple "Other Indicators." Please see Definition page for other considerations.

Oklahoma Department of Mental Health and Substance Abuse Services
Counts of Admitted Clients Served by Funding Source for Each Agency During FY1996
HAV-TAPINC DBA, THE HARBOR

		Funding Source						
		Total	Mental Health	Substance Abuse	Domestic Violence	Residential Care	Medicaid	Other
Total	Unduplicated Count	44	0	0	0	44	0	0
Sex	Female	17	0	0	0	17	0	0
	Male	27	0	0	0	27	0	0
Age	18-20	1	0	0	0	1	0	0
	21-24	1	0	0	0	1	0	0
	25-34	4	0	0	0	4	0	0
	35-44	13	0	0	0	13	0	0
	45-54	20	0	0	0	20	0	0
	55-64	3	0	0	0	3	0	0
	65-74	2	0	0	0	2	0	0
Race	White	35	0	0	0	35	0	0
	Black	7	0	0	0	7	0	0
	Hispanic	1	0	0	0	1	0	0
	Asian	1	0	0	0	1	0	0
Presenting Problem/Diagnosis	Alcohol Abuse	1	0	0	0	1	0	0
	Mood Disorder	15	0	0	0	15	0	0
	Other Psychotic	27	0	0	0	27	0	0
	Substance Related	1	0	0	0	1	0	0
County of Residence	Oklahoma	43	0	0	0	43	0	0
	Wagoner	1	0	0	0	1	0	0
Other Indicators	SMI (If ever)	44	0	0	0	44	0	0

Notes: The same client may be counted in more than one category, e.g., clients can receive services under more than one contract source, in more than one "County of Residence," or may have multiple "Other Indicators." Please see Definition page for other considerations.

Oklahoma Department of Mental Health and Substance Abuse Services
Counts of Admitted Clients Served by Funding Source for Each Agency During FY1996
HELP-IN-CRISIS, INC.

	Total	Funding Source					
		Mental Health	Substance Abuse	Domestic Violence	Residential Care	Medicaid	Other
Total							
Unduplicated Count	281	0	0	281	0	0	0
Sex							
Female	202	0	0	202	0	0	0
Male	79	0	0	79	0	0	0
Age							
0-04	67	0	0	67	0	0	0
05-17	94	0	0	94	0	0	0
18-20	12	0	0	12	0	0	0
21-24	23	0	0	23	0	0	0
25-34	41	0	0	41	0	0	0
35-44	28	0	0	28	0	0	0
45-54	13	0	0	13	0	0	0
55-64	1	0	0	1	0	0	0
65-74	2	0	0	2	0	0	0
Race							
White	137	0	0	137	0	0	0
Black	4	0	0	4	0	0	0
Native American	133	0	0	133	0	0	0
Hispanic	4	0	0	4	0	0	0
Asian	3	0	0	3	0	0	0
Presenting Problem/Diagnosis							
Mood Disorder	2	0	0	2	0	0	0
Social Conditions	278	0	0	278	0	0	0
Deferred/No Diagnosis	1	0	0	1	0	0	0
County of Residence							
Adair	59	0	0	59	0	0	0
Cherokee	167	0	0	167	0	0	0
Choctaw	1	0	0	1	0	0	0
Comanche	2	0	0	2	0	0	0
Delaware	3	0	0	3	0	0	0
Muskogee	7	0	0	7	0	0	0
Oklahoma	3	0	0	3	0	0	0
Ottawa	3	0	0	3	0	0	0
Rogers	1	0	0	1	0	0	0
Seminole	4	0	0	4	0	0	0
Sequoyah	8	0	0	8	0	0	0
Washington	2	0	0	2	0	0	0
Out of State/Unknown	21	0	0	21	0	0	0
Other Indicators							
Deaf and Hearing Impaired	1	0	0	1	0	0	0
Homeless	195	0	0	195	0	0	0
SMI (If ever)	24	0	0	24	0	0	0

Notes: The same client may be counted in more than one category, e.g., clients can receive services under more than one contract source, in more than one "County of Residence," or may have multiple "Other Indicators." Please see Definition page for other considerations.

Oklahoma Department of Mental Health and Substance Abuse Services
Counts of Admitted Clients Served by Funding Source for Each Agency During FY1996
HIGH CEDAR RESIDENTIAL CARE

		Funding Source						
		Total	Mental Health	Substance Abuse	Domestic Violence	Residential Care	Medicaid	Other
Total	Unduplicated Count	28	0	0	0	28	0	0
Sex	Female	8	0	0	0	8	0	0
	Male	20	0	0	0	20	0	0
Age	25-34	6	0	0	0	6	0	0
	35-44	5	0	0	0	5	0	0
	45-54	11	0	0	0	11	0	0
	55-64	4	0	0	0	4	0	0
	65-74	1	0	0	0	1	0	0
	75-84	1	0	0	0	1	0	0
Race	White	24	0	0	0	24	0	0
	Black	2	0	0	0	2	0	0
	Native American	2	0	0	0	2	0	0
Presenting Problem/Diagnosis	Developmental Disorder	3	0	0	0	3	0	0
	Mood Disorder	21	0	0	0	21	0	0
	Other Psychotic	4	0	0	0	4	0	0
County of Residence	Canadian	1	0	0	0	1	0	0
	Cleveland	14	0	0	0	14	0	0
	Craig	1	0	0	0	1	0	0
	Noble	10	0	0	0	10	0	0
	Wagoner	1	0	0	0	1	0	0
	Out of State/Unknown	1	0	0	0	1	0	0
Other Indicators	SMI (If ever)	28	0	0	0	28	0	0

Notes: The same client may be counted in more than one category, e.g., clients can receive services under more than one contract source, in more than one "County of Residence," or may have multiple "Other Indicators." Please see Definition page for other considerations.

Oklahoma Department of Mental Health and Substance Abuse Services

Counts of Admitted Clients Served by Funding Source for Each Agency During FY1996

HIV RESOURCE CONSORTIUM

	Total	Funding Source					Other
		Mental Health	Substance Abuse	Domestic Violence	Residential Care	Medicaid	
Total							
Unduplicated Count	215	0	195	0	0	0	84
Sex							
Female	27	0	24	0	0	0	12
Male	188	0	171	0	0	0	72
Age							
0-04	1	0	1	0	0	0	0
05-17	1	0	1	0	0	0	0
18-20	1	0	1	0	0	0	0
21-24	10	0	9	0	0	0	2
25-34	108	0	93	0	0	0	49
35-44	66	0	64	0	0	0	23
45-54	24	0	22	0	0	0	8
55-64	2	0	2	0	0	0	1
65-74	2	0	2	0	0	0	1
Race							
White	155	0	142	0	0	0	58
Black	38	0	35	0	0	0	14
Native American	19	0	15	0	0	0	11
Hispanic	3	0	3	0	0	0	1
Presenting Problem/Diagnosis							
Alcohol Abuse	27	0	23	0	0	0	11
Developmental Disorder	1	0	1	0	0	0	0
Mood Disorder	9	0	8	0	0	0	6
Substance Related	25	0	24	0	0	0	3
Deferred/No Diagnosis	153	0	139	0	0	0	64
County of Residence							
Craig	2	0	0	0	0	0	2
Creek	6	0	5	0	0	0	2
Delaware	3	0	3	0	0	0	1
Haskell	3	0	2	0	0	0	1
LeFlore	3	0	3	0	0	0	0
Mayes	1	0	1	0	0	0	0
Muskogee	4	0	4	0	0	0	1
Nowata	1	0	1	0	0	0	1
Okfuskee	1	0	1	0	0	0	0
Okmulgee	1	0	1	0	0	0	0
Osage	3	0	3	0	0	0	0
Ottawa	2	0	2	0	0	0	1
Pawnee	1	0	1	0	0	0	0
Payne	1	0	1	0	0	0	0
Pittsburgh	1	0	1	0	0	0	1
Rogers	4	0	2	0	0	0	3
Sequoyah	1	0	0	0	0	0	1
Tulsa	167	0	154	0	0	0	65
Wagoner	6	0	6	0	0	0	3
Washington	4	0	4	0	0	0	2
Other Indicators							
Deaf and Hearing Impaired	1	0	1	0	0	0	0
Homeless	10	0	10	0	0	0	4

Notes: The same client may be counted in more than one category, e.g., clients can receive services under more than one contract source, in more than one "County of Residence," or may have multiple "Other Indicators." Please see Definition page for other considerations.

Oklahoma Department of Mental Health and Substance Abuse Services
 Counts of Admitted Clients Served by Funding Source for Each Agency During FY1996
HIV RESOURCE CONSORTIUM

	Funding Source					
	Total	Mental Health	Substance Abuse	Domestic Violence	Residential Care	Medicaid Other
SMI (If ever)	38	0	35	0	0	20

Notes: The same client may be counted in more than one category, e.g., clients can receive services under more than one contract source, in more than one "County of Residence," or may have multiple "Other Indicators." Please see Definition page for other considerations.

Oklahoma Department of Mental Health and Substance Abuse Services

Counts of Admitted Clients Served by Funding Source for Each Agency During FY1996

HOMINY HEALTH SRVCS CTR INC.

	Total	Funding Source					
		Mental Health	Substance Abuse	Domestic Violence	Residential Care	Medicaid	Other
Total							
Unduplicated Count	165	60	122	0	0	9	0
Sex							
Female	114	44	83	0	0	7	0
Male	51	16	39	0	0	2	0
Age							
05-17	40	16	30	0	0	4	0
18-20	6	3	3	0	0	0	0
21-24	5	4	2	0	0	0	0
25-34	32	10	25	0	0	2	0
35-44	35	12	27	0	0	1	0
45-54	26	5	22	0	0	2	0
55-64	10	5	7	0	0	0	0
65-74	8	3	5	0	0	0	0
75-84	2	2	0	0	0	0	0
85+	1	0	1	0	0	0	0
Race							
White	133	54	93	0	0	6	0
Black	5	1	4	0	0	1	0
Native American	26	5	24	0	0	2	0
Hispanic	1	0	1	0	0	0	0
Presenting Problem/Diagnosis							
Alcohol Abuse	52	3	51	0	0	4	0
Developmental Disorder	2	2	0	0	0	0	0
Mood Disorder	12	10	4	0	0	1	0
Non Alcohol/Drug Related Organic	1	1	0	0	0	0	0
Other Non-Psychotic	26	19	11	0	0	2	0
Personality Disorder	11	4	10	0	0	0	0
Schizophrenia	3	3	0	0	0	0	0
Social Conditions	38	14	29	0	0	0	0
Substance Related	20	4	17	0	0	2	0
County of Residence							
Osage	107	33	83	0	0	9	0
Pawnee	58	27	39	0	0	0	0
Other Indicators							
Dual Diagnosis	9	2	8	0	0	1	0
Homeless	1	1	1	0	0	0	0
SED (6-17)	4	1	3	0	0	0	0
SMI (If ever)	28	9	23	0	0	4	0

Notes: The same client may be counted in more than one category, e.g., clients can receive services under more than one contract source, in more than one "County of Residence," or may have multiple "Other Indicators." Please see Definition page for other considerations.

Oklahoma Department of Mental Health and Substance Abuse Services

Counts of Admitted Clients Served by Funding Source for Each Agency During FY1996

HOPE COMMUNITY SERVICES, INC.

	Total	Funding Source					
		Mental Health	Substance Abuse	Domestic Violence	Residential Care	Medicaid	Other
Total							
Unduplicated Count	1,401	1,358	0	0	0	474	122
Sex							
Female	814	784	0	0	0	289	66
Male	587	574	0	0	0	185	56
Age							
05-17	302	283	0	0	0	101	12
18-20	30	29	0	0	0	3	9
21-24	78	76	0	0	0	21	20
25-34	246	236	0	0	0	71	31
35-44	327	323	0	0	0	113	24
45-54	228	224	0	0	0	93	19
55-64	111	110	0	0	0	39	7
65-74	67	65	0	0	0	26	0
75-84	9	9	0	0	0	6	0
85+	3	3	0	0	0	1	0
Race							
White	1,116	1,085	0	0	0	385	95
Black	172	163	0	0	0	62	17
Native American	49	46	0	0	0	10	8
Hispanic	52	52	0	0	0	14	1
Asian	12	12	0	0	0	3	1
Presenting Problem/Diagnosis							
Alcohol Abuse	17	17	0	0	0	0	2
Developmental Disorder	110	100	0	0	0	46	6
Mood Disorder	621	609	0	0	0	177	70
Non Alcohol/Drug Related Organic	19	18	0	0	0	12	1
Other Non-Psychotic	127	120	0	0	0	36	8
Other Psychotic	137	134	0	0	0	46	13
Personality Disorder	13	13	0	0	0	8	3
Schizophrenia	265	259	0	0	0	129	16
Social Conditions	71	68	0	0	0	16	1
Substance Related	17	16	0	0	0	3	2
Deferred/No Diagnosis	4	4	0	0	0	1	0
County of Residence							
Beckham	3	3	0	0	0	3	0
Cleveland	2	2	0	0	0	0	1
Creek	1	1	0	0	0	1	0
Custer	1	1	0	0	0	0	0
Noble	1	1	0	0	0	1	0
Oklahoma	1,393	1,350	0	0	0	469	121
Other Indicators							
Deaf and Hearing Impaired	14	14	0	0	0	7	1
Dual Diagnosis	243	235	0	0	0	71	36
Homeless	19	19	0	0	0	7	4
SED (6-17)	132	127	0	0	0	51	7
SMI (If ever)	1,041	1,017	0	0	0	374	103

Notes: The same client may be counted in more than one category, e.g., clients can receive services under more than one contract source, in more than one "County of Residence," or may have multiple "Other Indicators." Please see Definition page for other considerations.

Oklahoma Department of Mental Health and Substance Abuse Services

Counts of Admitted Clients Served by Funding Source for Each Agency During FY1996

HOUSE OF HOPE, INC.

		Funding Source						
		Total	Mental Health	Substance Abuse	Domestic Violence	Residential Care	Medicaid	Other
Total	Unduplicated Count	154	0	154	0	0	0	0
Sex	Male	154	0	154	0	0	0	0
Age	05-17	2	0	2	0	0	0	0
	18-20	10	0	10	0	0	0	0
	21-24	18	0	18	0	0	0	0
	25-34	56	0	56	0	0	0	0
	35-44	49	0	49	0	0	0	0
	45-54	14	0	14	0	0	0	0
	55-64	4	0	4	0	0	0	0
	65-74	1	0	1	0	0	0	0
Race	White	120	0	120	0	0	0	0
	Black	8	0	8	0	0	0	0
	Native American	25	0	25	0	0	0	0
	Hispanic	1	0	1	0	0	0	0
Presenting Problem/Diagnosis	Alcohol Abuse	100	0	100	0	0	0	0
	Substance Related	54	0	54	0	0	0	0
County of Residence	Bryan	1	0	1	0	0	0	0
	Canadian	1	0	1	0	0	0	0
	Craig	9	0	9	0	0	0	0
	Creek	3	0	3	0	0	0	0
	Delaware	16	0	16	0	0	0	0
	Garfield	1	0	1	0	0	0	0
	LeFlore	1	0	1	0	0	0	0
	Lincoln	1	0	1	0	0	0	0
	Mayes	5	0	5	0	0	0	0
	McCurtain	1	0	1	0	0	0	0
	Muskogee	3	0	3	0	0	0	0
	Okmulgee	2	0	2	0	0	0	0
	Osage	2	0	2	0	0	0	0
	Ottawa	18	0	18	0	0	0	0
	Pittsburgh	2	0	2	0	0	0	0
	Rogers	9	0	9	0	0	0	0
	Sequoyah	1	0	1	0	0	0	0
	Tulsa	26	0	26	0	0	0	0
	Wagoner	6	0	6	0	0	0	0
	Washington	12	0	12	0	0	0	0
	Out of State/Unknown	34	0	34	0	0	0	0
Other Indicators	Homeless	7	0	7	0	0	0	0
	SMI (If ever)	22	0	22	0	0	0	0

Notes: The same client may be counted in more than one category, e.g., clients can receive services under more than one contract source, in more than one "County of Residence," or may have multiple "Other Indicators." Please see Definition page for other considerations.

Oklahoma Department of Mental Health and Substance Abuse Services
Counts of Admitted Clients Served by Funding Source for Each Agency During FY1996
INDIAN HEALTH CARE RESOURCE CENTER

	Total	Funding Source					
		Mental Health	Substance Abuse	Domestic Violence	Residential Care	Medicaid	Other
Total							
Unduplicated Count	131	0	131	0	0	0	0
Sex							
Female	60	0	60	0	0	0	0
Male	71	0	71	0	0	0	0
Age							
05-17	5	0	5	0	0	0	0
18-20	3	0	3	0	0	0	0
21-24	10	0	10	0	0	0	0
25-34	47	0	47	0	0	0	0
35-44	46	0	46	0	0	0	0
45-54	17	0	17	0	0	0	0
55-64	3	0	3	0	0	0	0
Race							
White	27	0	27	0	0	0	0
Black	6	0	6	0	0	0	0
Native American	95	0	95	0	0	0	0
Hispanic	2	0	2	0	0	0	0
Asian	1	0	1	0	0	0	0
Presenting Problem/Diagnosis							
Alcohol Abuse	54	0	54	0	0	0	0
Social Conditions	3	0	3	0	0	0	0
Substance Related	74	0	74	0	0	0	0
County of Residence							
Tulsa	129	0	129	0	0	0	0
Washington	2	0	2	0	0	0	0
Other Indicators							
Deaf and Hearing Impaired	1	0	1	0	0	0	0
Homeless	3	0	3	0	0	0	0
SMI (If ever)	11	0	11	0	0	0	0

Notes: The same client may be counted in more than one category, e.g., clients can receive services under more than one contract source, in more than one "County of Residence," or may have multiple "Other Indicators." Please see Definition page for other considerations.

Oklahoma Department of Mental Health and Substance Abuse Services

Counts of Admitted Clients Served by Funding Source for Each Agency During FY1996

JIM TALIAFERRO CMHC

	Total	Funding Source					
		Mental Health	Substance Abuse	Domestic Violence	Residential Care	Medicaid	Other
Total							
Unduplicated Count	2,003	1,978	175	0	0	0	66
Sex							
Female	1,158	1,146	81	0	0	0	34
Male	845	832	94	0	0	0	32
Age							
0-04	43	43	1	0	0	0	0
05-17	286	286	2	0	0	0	0
18-20	69	69	7	0	0	0	2
21-24	142	141	12	0	0	0	5
25-34	450	444	61	0	0	0	13
35-44	492	477	49	0	0	0	26
45-54	288	286	26	0	0	0	14
55-64	129	128	12	0	0	0	6
65-74	77	77	3	0	0	0	0
75-84	22	22	1	0	0	0	0
85+	5	5	1	0	0	0	0
Race							
White	1,440	1,424	129	0	0	0	41
Black	337	331	32	0	0	0	19
Native American	143	141	10	0	0	0	2
Hispanic	57	56	3	0	0	0	2
Asian	26	26	1	0	0	0	2
Presenting Problem/Diagnosis							
Alcohol Abuse	130	121	32	0	0	0	8
Developmental Disorder	148	148	0	0	0	0	1
Mood Disorder	541	540	16	0	0	0	11
Non Alcohol/Drug Related Organic	21	21	3	0	0	0	0
Other Non-Psychotic	371	369	12	0	0	0	5
Other Psychotic	252	243	35	0	0	0	12
Personality Disorder	10	10	0	0	0	0	0
Schizophrenia	269	269	20	0	0	0	19
Social Conditions	77	76	5	0	0	0	1
Substance Related	161	158	48	0	0	0	9
Deferred/No Diagnosis	23	23	4	0	0	0	0
County of Residence							
Adair	1	1	0	0	0	0	0
Atoka	1	1	0	0	0	0	0
Beaver	1	1	0	0	0	0	0
Bryan	1	1	0	0	0	0	0
Caddo	225	221	22	0	0	0	2
Canadian	46	46	0	0	0	0	0
Carter	1	1	0	0	0	0	0
Cherokee	2	2	0	0	0	0	0
Cleveland	2	2	0	0	0	0	0
Coal	1	1	0	0	0	0	0
Comanche	1,057	1,042	105	0	0	0	57
Cotton	38	37	2	0	0	0	0
Craig	3	3	0	0	0	0	0
Grady	5	5	0	0	0	0	0

Notes: The same client may be counted in more than one category, e.g., clients can receive services under more than one contract source, in more than one "County of Residence," or may have multiple "Other Indicators." Please see Definition page for other considerations.

Oklahoma Department of Mental Health and Substance Abuse Services
Counts of Admitted Clients Served by Funding Source for Each Agency During FY1996
JIM TALIAFERRO CMHC

	Funding Source						
	Total	Mental Health	Substance Abuse	Domestic Violence	Residential Care	Medicaid	Other
Greer	3	3	0	0	0	0	0
Harmon	16	16	0	0	0	0	0
Jackson	180	179	11	0	0	0	1
Jefferson	14	14	1	0	0	0	1
Kingfisher	1	1	0	0	0	0	0
Kiowa	8	8	1	0	0	0	0
Lincoln	1	1	0	0	0	0	0
Marshall	1	1	0	0	0	0	0
Oklahoma	55	55	0	0	0	0	0
Ottawa	1	1	0	0	0	0	0
Pittsburgh	3	3	0	0	0	0	0
Pushmataha	1	1	0	0	0	0	0
Stephens	244	242	22	0	0	0	3
Tillman	78	77	8	0	0	0	1
Tulsa	2	2	1	0	0	0	0
Washita	1	1	0	0	0	0	0
Woodward	2	2	0	0	0	0	0
Out of State/Unknown	8	7	2	0	0	0	1
Other Indicators							
Deaf and Hearing Impaired	14	13	2	0	0	0	0
Dual Diagnosis	113	113	12	0	0	0	4
Homeless	44	42	7	0	0	0	1
SED (6-17)	46	46	0	0	0	0	0
SMI (If ever)	676	673	59	0	0	0	40

Notes: The same client may be counted in more than one category, e.g., clients can receive services under more than one contract source, in more than one "County of Residence," or may have multiple "Other Indicators." Please see Definition page for other considerations.

Oklahoma Department of Mental Health and Substance Abuse Services

Counts of Admitted Clients Served by Funding Source for Each Agency During FY1996

KIAMICHI COUNCIL ON ALCOHOLISM

		Funding Source						
		Total	Mental Health	Substance Abuse	Domestic Violence	Residential Care	Medicaid	Other
Total	Unduplicated Count	429	0	426	0	0	28	0
Sex	Female	158	0	157	0	0	15	0
	Male	271	0	269	0	0	13	0
Age	05-17	24	0	22	0	0	6	0
	18-20	37	0	37	0	0	1	0
	21-24	54	0	53	0	0	2	0
	25-34	139	0	139	0	0	4	0
	35-44	113	0	113	0	0	8	0
	45-54	38	0	38	0	0	4	0
	55-64	19	0	19	0	0	3	0
	65-74	5	0	5	0	0	0	0
Race	White	301	0	298	0	0	25	0
	Black	48	0	48	0	0	2	0
	Native American	72	0	72	0	0	1	0
	Hispanic	8	0	8	0	0	0	0
Presenting Problem/Diagnosis	Alcohol Abuse	176	0	176	0	0	10	0
	Social Conditions	57	0	54	0	0	5	0
	Substance Related	156	0	156	0	0	10	0
	Deferred/No Diagnosis	40	0	40	0	0	3	0
County of Residence	Atoka	3	0	3	0	0	1	0
	Bryan	103	0	103	0	0	5	0
	Choctaw	87	0	87	0	0	9	0
	Marshall	1	0	1	0	0	0	0
	McCurtain	213	0	210	0	0	13	0
	Pushmataha	20	0	20	0	0	0	0
	Washington	1	0	1	0	0	0	0
	Out of State/Unknown	1	0	1	0	0	0	0
Other Indicators	Deaf and Hearing Impaired	1	0	1	0	0	0	0
	Homeless	6	0	6	0	0	2	0
	SMI (If ever)	33	0	33	0	0	4	0

Notes: The same client may be counted in more than one category, e.g., clients can receive services under more than one contract source, in more than one "County of Residence," or may have multiple "Other Indicators." Please see Definition page for other considerations.

Oklahoma Department of Mental Health and Substance Abuse Services

Counts of Admitted Clients Served by Funding Source for Each Agency During FY1996

LAKE FRANCIS RETIREMENT CENTER

		Funding Source						
		Total	Mental Health	Substance Abuse	Domestic Violence	Residential Care	Medicaid	Other
Total	Unduplicated Count	27	0	0	0	27	0	0
Sex	Female	12	0	0	0	12	0	0
	Male	15	0	0	0	15	0	0
Age	25-34	1	0	0	0	1	0	0
	35-44	8	0	0	0	8	0	0
	45-54	6	0	0	0	6	0	0
	55-64	6	0	0	0	6	0	0
	65-74	4	0	0	0	4	0	0
	75-84	2	0	0	0	2	0	0
Race	White	21	0	0	0	21	0	0
	Black	1	0	0	0	1	0	0
	Native American	5	0	0	0	5	0	0
Presenting Problem/Diagnosis	Developmental Disorder	2	0	0	0	2	0	0
	Mood Disorder	1	0	0	0	1	0	0
	Other Psychotic	18	0	0	0	18	0	0
	Social Conditions	1	0	0	0	1	0	0
	Deferred/No Diagnosis	5	0	0	0	5	0	0
County of Residence	Adair	26	0	0	0	26	0	0
	Oklahoma	1	0	0	0	1	0	0
Other Indicators	Homeless	1	0	0	0	1	0	0
	SMI (If ever)	27	0	0	0	27	0	0

Notes: The same client may be counted in more than one category, e.g., clients can receive services under more than one contract source, in more than one "County of Residence," or may have multiple "Other Indicators." Please see Definition page for other considerations.

Oklahoma Department of Mental Health and Substance Abuse Services
Counts of Admitted Clients Served by Funding Source for Each Agency During FY1996
LEFLORE COUNTY YOUTH & FAMILY SERVICES, INC.

		Funding Source						
		Total	Mental Health	Substance Abuse	Domestic Violence	Residential Care	Medicaid	Other
Total	Unduplicated Count	206	0	206	0	0	0	0
Sex	Female	73	0	73	0	0	0	0
	Male	133	0	133	0	0	0	0
Age	05-17	185	0	185	0	0	0	0
	18-20	20	0	20	0	0	0	0
	21-24	1	0	1	0	0	0	0
Race	White	135	0	135	0	0	0	0
	Black	24	0	24	0	0	0	0
	Native American	41	0	41	0	0	0	0
	Hispanic	5	0	5	0	0	0	0
	Asian	1	0	1	0	0	0	0
Presenting Problem/Diagnosis	Developmental Disorder	1	0	1	0	0	0	0
	Substance Related	205	0	205	0	0	0	0
County of Residence	Carter	5	0	5	0	0	0	0
	Comanche	26	0	26	0	0	0	0
	Dewey	1	0	1	0	0	0	0
	LeFlore	19	0	19	0	0	0	0
	Ottawa	10	0	10	0	0	0	0
	Pittsburgh	93	0	93	0	0	0	0
	Pottawatomie	1	0	1	0	0	0	0
	Roger Mills	1	0	1	0	0	0	0
	Rogers	17	0	17	0	0	0	0
	Tulsa	32	0	32	0	0	0	0
	Washington	1	0	1	0	0	0	0
Other Indicators	SMI (If ever)	8	0	8	0	0	0	0

Notes: The same client may be counted in more than one category, e.g., clients can receive services under more than one contract source, in more than one "County of Residence," or may have multiple "Other Indicators." Please see Definition page for other considerations.

Oklahoma Department of Mental Health and Substance Abuse Services
Counts of Admitted Clients Served by Funding Source for Each Agency During FY1996
LEXINGTON ROOM & BOARD

	Total	Funding Source					
		Mental Health	Substance Abuse	Domestic Violence	Residential Care	Medicaid	Other
Total							
Unduplicated Count	63	0	0	0	63	0	0
Sex							
Female	26	0	0	0	26	0	0
Male	37	0	0	0	37	0	0
Age							
21-24	1	0	0	0	1	0	0
25-34	6	0	0	0	6	0	0
35-44	24	0	0	0	24	0	0
45-54	15	0	0	0	15	0	0
55-64	9	0	0	0	9	0	0
65-74	6	0	0	0	6	0	0
75-84	2	0	0	0	2	0	0
Race							
White	52	0	0	0	52	0	0
Black	6	0	0	0	6	0	0
Native American	4	0	0	0	4	0	0
Hispanic	1	0	0	0	1	0	0
Presenting Problem/Diagnosis							
Developmental Disorder	16	0	0	0	16	0	0
Mood Disorder	21	0	0	0	21	0	0
Other Psychotic	20	0	0	0	20	0	0
Social Conditions	5	0	0	0	5	0	0
Deferred/No Diagnosis	1	0	0	0	1	0	0
County of Residence							
Cleveland	60	0	0	0	60	0	0
McClain	1	0	0	0	1	0	0
Oklahoma	1	0	0	0	1	0	0
Woodward	1	0	0	0	1	0	0
Other Indicators							
SMI (If ever)	62	0	0	0	62	0	0

Notes: The same client may be counted in more than one category, e.g., clients can receive services under more than one contract source, in more than one "County of Residence," or may have multiple "Other Indicators." Please see Definition page for other considerations.

Oklahoma Department of Mental Health and Substance Abuse Services

Counts of Admitted Clients Served by Funding Source for Each Agency During FY1996

LIFE IMPROVEMENT CENTER

	Total	Funding Source					
		Mental Health	Substance Abuse	Domestic Violence	Residential Care	Medicaid	Other
Total							
Unduplicated Count	490	1	490	0	0	0	0
Sex							
Female	189	0	189	0	0	0	0
Male	301	1	301	0	0	0	0
Age							
21-24	9	0	9	0	0	0	0
25-34	92	0	92	0	0	0	0
35-44	288	1	288	0	0	0	0
45-54	87	0	87	0	0	0	0
55-64	13	0	13	0	0	0	0
75-84	1	0	1	0	0	0	0
Race							
White	442	1	442	0	0	0	0
Black	5	0	5	0	0	0	0
Native American	26	0	26	0	0	0	0
Hispanic	17	0	17	0	0	0	0
Presenting Problem/Diagnosis							
Social Conditions	1	0	1	0	0	0	0
Substance Related	486	1	486	0	0	0	0
Deferred/No Diagnosis	3	0	3	0	0	0	0
County of Residence							
Canadian	4	0	4	0	0	0	0
Cherokee	6	0	6	0	0	0	0
Choctaw	1	0	1	0	0	0	0
Cleveland	32	0	32	0	0	0	0
Comanche	1	0	1	0	0	0	0
Creek	3	0	3	0	0	0	0
Garfield	1	0	1	0	0	0	0
Grady	3	0	3	0	0	0	0
Hughes	1	0	1	0	0	0	0
Kay	2	0	2	0	0	0	0
McClain	1	0	1	0	0	0	0
Muskogee	3	0	3	0	0	0	0
Oklahoma	242	0	242	0	0	0	0
Okmulgee	3	0	3	0	0	0	0
Osage	1	0	1	0	0	0	0
Ottawa	1	0	1	0	0	0	0
Pawnee	5	0	5	0	0	0	0
Pottawatomie	3	0	3	0	0	0	0
Rogers	3	0	3	0	0	0	0
Stephens	1	0	1	0	0	0	0
Tulsa	149	0	149	0	0	0	0
Wagoner	16	1	16	0	0	0	0
Washington	2	0	2	0	0	0	0
Washita	1	0	1	0	0	0	0
Woodward	2	0	2	0	0	0	0
Out of State/Unknown	3	0	3	0	0	0	0
Other Indicators							
Deaf and Hearing Impaired	2	0	2	0	0	0	0

Notes: The same client may be counted in more than one category, e.g., clients can receive services under more than one contract source, in more than one "County of Residence," or may have multiple "Other Indicators." Please see Definition page for other considerations.

Oklahoma Department of Mental Health and Substance Abuse Services
Counts of Admitted Clients Served by Funding Source for Each Agency During FY1996
LIFE IMPROVEMENT CENTER

	Funding Source						
	Total	Mental Health	Substance Abuse	Domestic Violence	Residential Care	Medicaid	Other
Homeless	4	0	4	0	0	0	0
SMI (If ever)	74	1	74	0	0	0	0

Notes: The same client may be counted in more than one category, e.g., clients can receive services under more than one contract source, in more than one "County of Residence," or may have multiple "Other Indicators." Please see Definition page for other considerations.

Oklahoma Department of Mental Health and Substance Abuse Services
Counts of Admitted Clients Served by Funding Source for Each Agency During FY1996
LOGAN COUNTY YOUTH AND FAMILY SERVICES INC.

	Total	Funding Source					
		Mental Health	Substance Abuse	Domestic Violence	Residential Care	Medicaid	Other
Total							
Unduplicated Count	175	0	175	0	0	0	0
Sex							
Female	76	0	76	0	0	0	0
Male	99	0	99	0	0	0	0
Age							
05-17	107	0	107	0	0	0	0
18-20	11	0	11	0	0	0	0
21-24	5	0	5	0	0	0	0
25-34	21	0	21	0	0	0	0
35-44	18	0	18	0	0	0	0
45-54	9	0	9	0	0	0	0
55-64	1	0	1	0	0	0	0
65-74	3	0	3	0	0	0	0
Race							
White	138	0	138	0	0	0	0
Black	29	0	29	0	0	0	0
Native American	6	0	6	0	0	0	0
Hispanic	2	0	2	0	0	0	0
Presenting Problem/Diagnosis							
Alcohol Abuse	22	0	22	0	0	0	0
Mood Disorder	3	0	3	0	0	0	0
Other Psychotic	1	0	1	0	0	0	0
Social Conditions	130	0	130	0	0	0	0
Substance Related	11	0	11	0	0	0	0
Deferred/No Diagnosis	8	0	8	0	0	0	0
County of Residence							
Kingfisher	1	0	1	0	0	0	0
Logan	170	0	170	0	0	0	0
Oklahoma	4	0	4	0	0	0	0
Other Indicators							
Homeless	1	0	1	0	0	0	0
SMI (If ever)	14	0	14	0	0	0	0

Notes: The same client may be counted in more than one category, e.g., clients can receive services under more than one contract source, in more than one "County of Residence," or may have multiple "Other Indicators." Please see Definition page for other considerations.

Oklahoma Department of Mental Health and Substance Abuse Services

Counts of Admitted Clients Served by Funding Source for Each Agency During FY1996

MENTAL HEALTH SERVICES OF SOUTHERN OKLAHOMA

	Total	Funding Source					
		Mental Health	Substance Abuse	Domestic Violence	Residential Care	Medicaid	Other
Total							
Unduplicated Count	4,042	3,626	380	0	0	1,590	63
Sex							
Female	2,214	1,979	115	0	0	954	44
Male	1,828	1,647	265	0	0	636	19
Age							
0-04	141	97	0	0	0	94	6
05-17	711	635	3	0	0	367	11
18-20	156	137	19	0	0	31	5
21-24	256	222	45	0	0	67	4
25-34	825	721	121	0	0	274	16
35-44	920	841	123	0	0	320	11
45-54	558	524	45	0	0	215	6
55-64	292	285	15	0	0	121	3
65-74	122	112	7	0	0	61	0
75-84	46	40	0	0	0	29	0
85+	15	12	2	0	0	11	1
Race							
White	3,308	2,993	304	0	0	1,244	49
Black	279	246	25	0	0	150	7
Native American	369	309	45	0	0	152	5
Hispanic	68	61	3	0	0	35	1
Asian	18	17	3	0	0	9	1
Presenting Problem/Diagnosis							
Alcohol Abuse	303	249	194	0	0	31	1
Developmental Disorder	237	213	2	0	0	113	1
Mood Disorder	1,318	1,248	27	0	0	488	12
Non Alcohol/Drug Related Organic	59	58	3	0	0	41	0
Other Non-Psychotic	666	614	6	0	0	278	7
Other Psychotic	216	197	8	0	0	101	1
Personality Disorder	44	41	1	0	0	20	2
Schizophrenia	377	365	7	0	0	229	1
Social Conditions	629	499	7	0	0	269	36
Substance Related	192	141	125	0	0	20	2
Deferred/No Diagnosis	1	1	0	0	0	0	0
County of Residence							
Adair	1	1	0	0	0	0	0
Atoka	10	2	0	0	0	7	2
Blaine	1	1	1	0	0	0	0
Bryan	688	646	20	0	0	259	2
Caddo	3	3	1	0	0	1	0
Canadian	1	1	0	0	0	1	0
Carter	749	674	68	0	0	284	17
Choctaw	6	6	2	0	0	1	0
Cimarron	1	1	0	0	0	1	0
Cleveland	7	7	2	0	0	1	0
Coal	17	14	1	0	0	9	1
Comanche	1	1	1	0	0	0	0
Delaware	1	1	0	0	0	0	1
Garvin	435	396	25	0	0	177	22

Notes: The same client may be counted in more than one category, e.g., clients can receive services under more than one contract source, in more than one "County of Residence," or may have multiple "Other Indicators." Please see Definition page for other considerations.

Oklahoma Department of Mental Health and Substance Abuse Services

Counts of Admitted Clients Served by Funding Source for Each Agency During FY1996

MENTAL HEALTH SERVICES OF SOUTHERN OKLAHOMA

	Funding Source						
	Total	Mental Health	Substance Abuse	Domestic Violence	Residential Care	Medicaid	Other
Grady	6	4	2	0	0	1	0
Haskell	1	1	0	0	0	0	0
Hughes	12	8	0	0	0	8	0
Jefferson	9	9	2	0	0	3	0
Johnston	246	231	13	0	0	97	1
Kingfisher	2	1	0	0	0	2	0
LeFlore	4	4	0	0	0	3	0
Lincoln	2	2	1	0	0	0	0
Love	166	135	37	0	0	55	2
Marshall	275	218	88	0	0	82	4
McClain	39	26	0	0	0	16	0
McIntosh	1	1	0	0	0	0	0
Murray	231	202	25	0	0	76	0
Oklahoma	14	14	9	0	0	0	0
Okmulgee	1	1	1	0	0	0	0
Osage	1	1	0	0	0	0	0
Payne	1	1	1	0	0	0	0
Pittsburgh	2	2	0	0	0	0	0
Pontotoc	586	541	33	0	0	235	5
Pottawatomie	4	4	1	0	0	2	0
Pushmataha	2	1	0	0	0	0	1
Rogers	1	0	0	0	0	1	0
Seminole	443	404	11	0	0	261	5
Sequoyah	1	1	1	0	0	0	0
Stephens	44	37	23	0	0	6	0
Texas	4	4	0	0	0	0	0
Tulsa	3	3	2	0	0	0	0
Wagoner	1	1	0	0	0	0	0
Out of State/Unknown	19	15	9	0	0	1	0
Other Indicators							
Deaf and Hearing Impaired	27	21	1	0	0	15	0
Dual Diagnosis	325	311	44	0	0	109	0
Homeless	70	64	10	0	0	15	1
SED (6-17)	108	100	2	0	0	70	3
SMI (If ever)	1,997	1,884	107	0	0	921	8

Notes: The same client may be counted in more than one category, e.g., clients can receive services under more than one contract source, in more than one "County of Residence," or may have multiple "Other Indicators." Please see Definition page for other considerations.

Oklahoma Department of Mental Health and Substance Abuse Services
Counts of Admitted Clients Served by Funding Source for Each Agency During FY1996
METRO TULSA SUBSTANCE ABUSE SERVICES

	Total	Funding Source					
		Mental Health	Substance Abuse	Domestic Violence	Residential Care	Medicaid	Other
Total							
Unduplicated Count	1,209	1	1,209	0	0	0	0
Sex							
Female	330	0	330	0	0	0	0
Male	879	1	879	0	0	0	0
Age							
18-20	34	0	34	0	0	0	0
21-24	117	1	117	0	0	0	0
25-34	428	0	428	0	0	0	0
35-44	448	0	448	0	0	0	0
45-54	144	0	144	0	0	0	0
55-64	34	0	34	0	0	0	0
65-74	3	0	3	0	0	0	0
75-84	1	0	1	0	0	0	0
Race							
White	598	0	598	0	0	0	0
Black	437	1	437	0	0	0	0
Native American	150	0	150	0	0	0	0
Hispanic	24	0	24	0	0	0	0
Presenting Problem/Diagnosis							
Alcohol Abuse	613	0	613	0	0	0	0
Mood Disorder	2	0	2	0	0	0	0
Other Psychotic	2	0	2	0	0	0	0
Social Conditions	8	0	8	0	0	0	0
Substance Related	582	1	582	0	0	0	0
Deferred/No Diagnosis	2	0	2	0	0	0	0
County of Residence							
Adair	4	0	4	0	0	0	0
Atoka	2	0	2	0	0	0	0
Bryan	1	0	1	0	0	0	0
Cherokee	9	0	9	0	0	0	0
Choctaw	4	0	4	0	0	0	0
Cleveland	1	0	1	0	0	0	0
Craig	4	0	4	0	0	0	0
Creek	32	0	32	0	0	0	0
Delaware	6	0	6	0	0	0	0
Garfield	1	0	1	0	0	0	0
Haskell	1	0	1	0	0	0	0
Johnston	2	0	2	0	0	0	0
Kay	5	0	5	0	0	0	0
LeFlore	1	0	1	0	0	0	0
Lincoln	1	0	1	0	0	0	0
Mayes	13	0	13	0	0	0	0
McIntosh	4	0	4	0	0	0	0
Muskogee	29	0	29	0	0	0	0
Noble	2	0	2	0	0	0	0
Nowata	1	0	1	0	0	0	0
Okfuskee	5	0	5	0	0	0	0
Oklahoma	3	0	3	0	0	0	0
Okmulgee	27	0	27	0	0	0	0

Notes: The same client may be counted in more than one category, e.g., clients can receive services under more than one contract source, in more than one "County of Residence," or may have multiple "Other Indicators." Please see Definition page for other considerations.

Oklahoma Department of Mental Health and Substance Abuse Services
Counts of Admitted Clients Served by Funding Source for Each Agency During FY1996
METRO TULSA SUBSTANCE ABUSE SERVICES

	Funding Source						
	Total	Mental Health	Substance Abuse	Domestic Violence	Residential Care	Medicaid	Other
Osage	10	0	10	0	0	0	0
Ottawa	20	0	20	0	0	0	0
Pawnee	1	0	1	0	0	0	0
Payne	3	0	3	0	0	0	0
Pittsburgh	5	0	5	0	0	0	0
Pontotoc	1	0	1	0	0	0	0
Pottawatomie	1	0	1	0	0	0	0
Rogers	27	0	27	0	0	0	0
Seminole	1	0	1	0	0	0	0
Sequoyah	5	0	5	0	0	0	0
Tulsa	928	1	928	0	0	0	0
Wagoner	14	0	14	0	0	0	0
Washington	24	0	24	0	0	0	0
Out of State/Unknown	11	0	11	0	0	0	0
Other Indicators							
Deaf and Hearing Impaired	3	0	3	0	0	0	0
Homeless	222	0	222	0	0	0	0
SMI (If ever)	257	0	257	0	0	0	0

Notes: The same client may be counted in more than one category, e.g., clients can receive services under more than one contract source, in more than one "County of Residence," or may have multiple "Other Indicators." Please see Definition page for other considerations.

Oklahoma Department of Mental Health and Substance Abuse Services
Counts of Admitted Clients Served by Funding Source for Each Agency During FY1996
MILLER COZY HOME, INC.

		Funding Source						
		Total	Mental Health	Substance Abuse	Domestic Violence	Residential Care	Medicaid	Other
Total	Unduplicated Count	46	0	0	0	46	0	0
Sex	Female	27	0	0	0	27	0	0
	Male	19	0	0	0	19	0	0
Age	35-44	12	0	0	0	12	0	0
	45-54	10	0	0	0	10	0	0
	55-64	12	0	0	0	12	0	0
	65-74	7	0	0	0	7	0	0
	75-84	5	0	0	0	5	0	0
Race	White	32	0	0	0	32	0	0
	Black	8	0	0	0	8	0	0
	Native American	6	0	0	0	6	0	0
Presenting Problem/Diagnosis	Developmental Disorder	2	0	0	0	2	0	0
	Mood Disorder	24	0	0	0	24	0	0
	Other Psychotic	4	0	0	0	4	0	0
	Social Conditions	8	0	0	0	8	0	0
	Deferred/No Diagnosis	8	0	0	0	8	0	0
County of Residence	Craig	45	0	0	0	45	0	0
	Rogers	1	0	0	0	1	0	0
Other Indicators	Deaf and Hearing Impaired	1	0	0	0	1	0	0
	Homeless	2	0	0	0	2	0	0
	SMI (If ever)	46	0	0	0	46	0	0

Notes: The same client may be counted in more than one category, e.g., clients can receive services under more than one contract source, in more than one "County of Residence," or may have multiple "Other Indicators." Please see Definition page for other considerations.

Oklahoma Department of Mental Health and Substance Abuse Services

Counts of Admitted Clients Served by Funding Source for Each Agency During FY1996

MONARCH, INC.

	Total	Funding Source					
		Mental Health	Substance Abuse	Domestic Violence	Residential Care	Medicaid	Other
Total							
Unduplicated Count	384	0	378	0	0	56	2
Sex							
Female	355	0	349	0	0	54	1
Male	29	0	29	0	0	2	1
Age							
0-04	20	0	20	0	0	0	0
05-17	2	0	2	0	0	0	0
18-20	29	0	29	0	0	4	0
21-24	47	0	46	0	0	10	1
25-34	162	0	159	0	0	24	1
35-44	101	0	100	0	0	14	0
45-54	16	0	15	0	0	3	0
55-64	6	0	6	0	0	1	0
65-74	1	0	1	0	0	0	0
Race							
White	230	0	228	0	0	30	0
Black	81	0	79	0	0	14	1
Native American	67	0	65	0	0	12	1
Hispanic	4	0	4	0	0	0	0
Asian	2	0	2	0	0	0	0
Presenting Problem/Diagnosis							
Alcohol Abuse	79	0	79	0	0	8	0
Social Conditions	21	0	21	0	0	0	0
Substance Related	283	0	277	0	0	47	2
Deferred/No Diagnosis	1	0	1	0	0	1	0
County of Residence							
Adair	6	0	6	0	0	0	0
Blaine	1	0	1	0	0	0	0
Bryan	3	0	3	0	0	0	0
Caddo	2	0	2	0	0	1	0
Canadian	1	0	1	0	0	0	0
Carter	2	0	1	0	0	1	0
Cherokee	11	0	11	0	0	3	1
Choctaw	4	0	4	0	0	0	0
Cleveland	1	0	1	0	0	0	0
Comanche	5	0	5	0	0	0	0
Cotton	2	0	2	0	0	0	0
Craig	1	0	1	0	0	0	0
Delaware	5	0	5	0	0	0	0
Garfield	2	0	2	0	0	1	0
Grady	2	0	1	0	0	1	0
Haskell	2	0	2	0	0	0	0
Kay	8	0	8	0	0	1	0
Kiowa	1	0	1	0	0	0	0
Latimer	1	0	1	0	0	0	0
LeFlore	6	0	6	0	0	0	0
Lincoln	1	0	1	0	0	0	0
Logan	4	0	4	0	0	1	0
Love	1	0	1	0	0	1	0

Notes: The same client may be counted in more than one category, e.g., clients can receive services under more than one contract source, in more than one "County of Residence," or may have multiple "Other Indicators." Please see Definition page for other considerations.

Oklahoma Department of Mental Health and Substance Abuse Services
Counts of Admitted Clients Served by Funding Source for Each Agency During FY1996
MONARCH, INC.

	Funding Source						
	Total	Mental Health	Substance Abuse	Domestic Violence	Residential Care	Medicaid	Other
Mayes	10	0	10	0	0	1	0
McCurtain	7	0	7	0	0	0	0
McIntosh	6	0	6	0	0	1	0
Muskogee	83	0	79	0	0	21	1
Noble	1	0	1	0	0	0	0
Nowata	4	0	4	0	0	1	0
Oklahoma	35	0	35	0	0	4	0
Okmulgee	3	0	3	0	0	0	0
Osage	6	0	6	0	0	1	0
Ottawa	11	0	11	0	0	1	0
Pawnee	1	0	1	0	0	0	0
Payne	5	0	5	0	0	0	0
Pittsburgh	10	0	10	0	0	2	0
Pontotoc	1	0	1	0	0	0	0
Pottawatomie	3	0	3	0	0	1	0
Pushmataha	1	0	1	0	0	0	0
Roger Mills	1	0	1	0	0	0	0
Rogers	8	0	8	0	0	1	0
Sequoyah	9	0	9	0	0	1	0
Tillman	41	0	41	0	0	4	0
Tulsa	35	0	35	0	0	5	0
Wagoner	7	0	7	0	0	1	0
Washington	12	0	12	0	0	1	0
Woodward	1	0	1	0	0	0	0
Out of State/Unknown	11	0	11	0	0	0	0
Other Indicators							
Deaf and Hearing Impaired	1	0	1	0	0	0	0
Homeless	27	0	27	0	0	4	0
SMI (If ever)	109	0	107	0	0	22	0

Notes: The same client may be counted in more than one category, e.g., clients can receive services under more than one contract source, in more than one "County of Residence," or may have multiple "Other Indicators." Please see Definition page for other considerations.

Oklahoma Department of Mental Health and Substance Abuse Services

Counts of Admitted Clients Served by Funding Source for Each Agency During FY1996

MOORE ALCOHOL AND DRUG CENTER

	Total	Funding Source					
		Mental Health	Substance Abuse	Domestic Violence	Residential Care	Medicaid	Other
Total							
Unduplicated Count	167	0	167	0	0	7	0
Sex							
Female	104	0	104	0	0	5	0
Male	63	0	63	0	0	2	0
Age							
0-04	1	0	1	0	0	0	0
05-17	70	0	70	0	0	4	0
18-20	6	0	6	0	0	0	0
21-24	11	0	11	0	0	0	0
25-34	40	0	40	0	0	2	0
35-44	32	0	32	0	0	1	0
45-54	7	0	7	0	0	0	0
Race							
White	157	0	157	0	0	7	0
Black	3	0	3	0	0	0	0
Native American	4	0	4	0	0	0	0
Hispanic	2	0	2	0	0	0	0
Asian	1	0	1	0	0	0	0
Presenting Problem/Diagnosis							
Alcohol Abuse	22	0	22	0	0	0	0
Mood Disorder	1	0	1	0	0	1	0
Social Conditions	103	0	103	0	0	6	0
Substance Related	36	0	36	0	0	0	0
Deferred/No Diagnosis	5	0	5	0	0	0	0
County of Residence							
Cleveland	129	0	129	0	0	7	0
Comanche	1	0	1	0	0	0	0
Grady	1	0	1	0	0	0	0
McClain	2	0	2	0	0	0	0
Oklahoma	34	0	34	0	0	0	0
Other Indicators							
SMI (If ever)	14	0	14	0	0	0	0

Notes: The same client may be counted in more than one category, e.g., clients can receive services under more than one contract source, in more than one "County of Residence," or may have multiple "Other Indicators." Please see Definition page for other considerations.

Oklahoma Department of Mental Health and Substance Abuse Services
Counts of Admitted Clients Served by Funding Source for Each Agency During FY1996
MUSKOGEE CO COUNCIL YTH SV

	Total	Funding Source					
		Mental Health	Substance Abuse	Domestic Violence	Residential Care	Medicaid	Other
Total							
Unduplicated Count	20	0	20	0	0	0	0
Sex							
Female	4	0	4	0	0	0	0
Male	16	0	16	0	0	0	0
Age							
05-17	16	0	16	0	0	0	0
18-20	3	0	3	0	0	0	0
35-44	1	0	1	0	0	0	0
Race							
White	12	0	12	0	0	0	0
Black	5	0	5	0	0	0	0
Native American	2	0	2	0	0	0	0
Hispanic	1	0	1	0	0	0	0
Presenting Problem/Diagnosis							
Alcohol Abuse	4	0	4	0	0	0	0
Social Conditions	1	0	1	0	0	0	0
Substance Related	15	0	15	0	0	0	0
County of Residence							
McIntosh	1	0	1	0	0	0	0
Muskogee	14	0	14	0	0	0	0
Tulsa	1	0	1	0	0	0	0
Wagoner	3	0	3	0	0	0	0
Washington	1	0	1	0	0	0	0
Other Indicators							
SED (6-17)	3	0	3	0	0	0	0
SMI (If ever)	1	0	1	0	0	0	0

Notes: The same client may be counted in more than one category, e.g., clients can receive services under more than one contract source, in more than one "County of Residence," or may have multiple "Other Indicators." Please see Definition page for other considerations.

Oklahoma Department of Mental Health and Substance Abuse Services

Counts of Admitted Clients Served by Funding Source for Each Agency During FY1996

N.E. OK COUNCIL ON ALCOHOLISM

	Total	Funding Source					
		Mental Health	Substance Abuse	Domestic Violence	Residential Care	Medicaid	Other
Total							
Unduplicated Count	804	0	640	0	0	170	136
Sex							
Female	380	0	287	0	0	114	65
Male	424	0	353	0	0	56	71
Age							
0-04	28	0	14	0	0	13	8
05-17	280	0	206	0	0	112	36
18-20	41	0	34	0	0	5	7
21-24	54	0	44	0	0	6	11
25-34	196	0	165	0	0	20	33
35-44	140	0	118	0	0	13	27
45-54	44	0	40	0	0	1	9
55-64	14	0	13	0	0	0	2
65-74	7	0	6	0	0	0	3
Race							
White	614	0	495	0	0	122	112
Black	13	0	13	0	0	1	0
Native American	144	0	109	0	0	37	19
Hispanic	30	0	21	0	0	9	5
Asian	3	0	2	0	0	1	0
Presenting Problem/Diagnosis							
Alcohol Abuse	170	0	169	0	0	3	3
Developmental Disorder	62	0	46	0	0	21	7
Mood Disorder	117	0	76	0	0	22	40
Non Alcohol/Drug Related Organic	3	0	2	0	0	1	1
Other Non-Psychotic	241	0	155	0	0	89	66
Other Psychotic	1	0	0	0	0	1	0
Personality Disorder	16	0	12	0	0	7	2
Schizophrenia	5	0	3	0	0	2	1
Social Conditions	76	0	67	0	0	20	14
Substance Related	110	0	107	0	0	4	2
Deferred/No Diagnosis	3	0	3	0	0	0	0
County of Residence							
Atoka	2	0	2	0	0	0	0
Cherokee	2	0	2	0	0	0	1
Choctaw	3	0	3	0	0	0	0
Craig	23	0	20	0	0	5	2
Creek	1	0	1	0	0	0	0
Custer	1	0	1	0	0	0	0
Delaware	189	0	172	0	0	23	17
Garvin	1	0	1	0	0	0	0
Haskell	1	0	1	0	0	0	0
Hughes	1	0	1	0	0	0	0
LeFlore	1	0	1	0	0	0	0
Lincoln	1	0	1	0	0	0	0
Marshall	1	0	1	0	0	0	0
Mayes	169	0	131	0	0	43	33
McCurtain	4	0	4	0	0	0	0
McIntosh	1	0	1	0	0	0	0

Notes: The same client may be counted in more than one category, e.g., clients can receive services under more than one contract source, in more than one "County of Residence," or may have multiple "Other Indicators." Please see Definition page for other considerations.

Oklahoma Department of Mental Health and Substance Abuse Services
Counts of Admitted Clients Served by Funding Source for Each Agency During FY1996
N.E. OK COUNCIL ON ALCOHOLISM

	Funding Source						
	Total	Mental Health	Substance Abuse	Domestic Violence	Residential Care	Medicaid	Other
Muskogee	8	0	8	0	0	0	0
Oklahoma	1	0	1	0	0	0	0
Okmulgee	6	0	5	0	0	2	0
Osage	4	0	4	0	0	0	0
Ottawa	270	0	196	0	0	76	55
Pawnee	1	0	1	0	0	0	0
Payne	1	0	1	0	0	0	0
Pittsburgh	5	0	5	0	0	0	0
Pushmataha	2	0	2	0	0	0	0
Rogers	55	0	30	0	0	16	25
Seminole	1	0	1	0	0	0	0
Sequoyah	1	0	1	0	0	1	0
Tulsa	26	0	25	0	0	1	0
Wagoner	6	0	3	0	0	3	1
Washington	6	0	6	0	0	0	0
Woodward	1	0	1	0	0	0	0
Out of State/Unknown	9	0	7	0	0	0	2
Other Indicators							
Deaf and Hearing Impaired	1	0	1	0	0	1	0
Dual Diagnosis	21	0	17	0	0	7	2
Homeless	12	0	11	0	0	2	0
SED (6-17)	27	0	24	0	0	12	4
SMI (If ever)	89	0	75	0	0	17	9

Notes: The same client may be counted in more than one category, e.g., clients can receive services under more than one contract source, in more than one "County of Residence," or may have multiple "Other Indicators." Please see Definition page for other considerations.

Oklahoma Department of Mental Health and Substance Abuse Services

Counts of Admitted Clients Served by Funding Source for Each Agency During FY1996

N.W. DOMESTIC CRISIS SERVICES

	Total	Funding Source					
		Mental Health	Substance Abuse	Domestic Violence	Residential Care	Medicaid	Other
Total							
Unduplicated Count	176	0	0	176	0	0	0
Sex							
Female	134	0	0	134	0	0	0
Male	42	0	0	42	0	0	0
Age							
0-04	28	0	0	28	0	0	0
05-17	41	0	0	41	0	0	0
18-20	6	0	0	6	0	0	0
21-24	14	0	0	14	0	0	0
25-34	43	0	0	43	0	0	0
35-44	37	0	0	37	0	0	0
45-54	7	0	0	7	0	0	0
Race							
White	151	0	0	151	0	0	0
Native American	9	0	0	9	0	0	0
Hispanic	16	0	0	16	0	0	0
Presenting Problem/Diagnosis							
Developmental Disorder	4	0	0	4	0	0	0
Social Conditions	162	0	0	162	0	0	0
Deferred/No Diagnosis	10	0	0	10	0	0	0
County of Residence							
Beaver	2	0	0	2	0	0	0
Beckham	3	0	0	3	0	0	0
Blaine	2	0	0	2	0	0	0
Canadian	3	0	0	3	0	0	0
Cimarron	2	0	0	2	0	0	0
Dewey	13	0	0	13	0	0	0
Ellis	6	0	0	6	0	0	0
Grady	2	0	0	2	0	0	0
Harper	1	0	0	1	0	0	0
Seminole	2	0	0	2	0	0	0
Texas	27	0	0	27	0	0	0
Woods	3	0	0	3	0	0	0
Woodward	98	0	0	98	0	0	0
Out of State/Unknown	12	0	0	12	0	0	0
Other Indicators							
Deaf and Hearing Impaired	1	0	0	1	0	0	0
Homeless	31	0	0	31	0	0	0
SMI (If ever)	11	0	0	11	0	0	0

Notes: The same client may be counted in more than one category, e.g., clients can receive services under more than one contract source, in more than one "County of Residence," or may have multiple "Other Indicators." Please see Definition page for other considerations.

Oklahoma Department of Mental Health and Substance Abuse Services

Counts of Admitted Clients Served by Funding Source for Each Agency During FY1996

NAIC CENTER OF OKLAHOMA ALCOHOL & DRUG SERVICES, INC.

	Total	Funding Source					
		Mental Health	Substance Abuse	Domestic Violence	Residential Care	Medicaid	Other
Total							
Unduplicated Count	653	0	502	0	0	25	137
Sex							
Female	253	0	241	0	0	20	0
Male	400	0	261	0	0	5	137
Age							
05-17	93	0	89	0	0	7	0
18-20	59	0	55	0	0	0	4
21-24	66	0	53	0	0	1	11
25-34	163	0	95	0	0	6	64
35-44	191	0	144	0	0	8	44
45-54	66	0	54	0	0	2	11
55-64	10	0	8	0	0	1	2
65-74	4	0	3	0	0	0	1
75-84	1	0	1	0	0	0	0
Race							
White	517	0	418	0	0	18	89
Black	56	0	22	0	0	1	34
Native American	54	0	41	0	0	5	10
Hispanic	23	0	19	0	0	1	3
Asian	3	0	2	0	0	0	1
Presenting Problem/Diagnosis							
Alcohol Abuse	131	0	111	0	0	2	19
Social Conditions	110	0	108	0	0	7	0
Substance Related	401	0	274	0	0	14	118
Deferred/No Diagnosis	11	0	9	0	0	2	0
County of Residence							
Canadian	2	0	2	0	0	0	0
Cherokee	1	0	1	0	0	0	0
Cleveland	605	0	455	0	0	23	137
Coal	1	0	1	0	0	0	0
Cotton	1	0	1	0	0	1	0
Garfield	1	0	1	0	0	0	0
Garvin	1	0	1	0	0	0	0
Grady	1	0	1	0	0	0	0
McClain	23	0	22	0	0	1	0
Oklahoma	15	0	15	0	0	0	0
Pontotoc	1	0	1	0	0	0	0
Wagoner	1	0	1	0	0	0	0
Other Indicators							
Deaf and Hearing Impaired	1	0	1	0	0	0	0
Homeless	2	0	2	0	0	0	0
SMI (If ever)	65	0	57	0	0	8	6

Notes: The same client may be counted in more than one category, e.g., clients can receive services under more than one contract source, in more than one "County of Residence," or may have multiple "Other Indicators." Please see Definition page for other considerations.

Oklahoma Department of Mental Health and Substance Abuse Services
Counts of Admitted Clients Served by Funding Source for Each Agency During FY1996
NATIVE AMERICAN CENTER OF RECOVERY

	Total	Funding Source					
		Mental Health	Substance Abuse	Domestic Violence	Residential Care	Medicaid	Other
Total							
Unduplicated Count	49	0	49	0	0	0	0
Sex							
Female	19	0	19	0	0	0	0
Male	30	0	30	0	0	0	0
Age							
18-20	1	0	1	0	0	0	0
21-24	9	0	9	0	0	0	0
25-34	18	0	18	0	0	0	0
35-44	16	0	16	0	0	0	0
45-54	4	0	4	0	0	0	0
55-64	1	0	1	0	0	0	0
Race							
White	7	0	7	0	0	0	0
Black	1	0	1	0	0	0	0
Native American	41	0	41	0	0	0	0
Presenting Problem/Diagnosis							
Alcohol Abuse	30	0	30	0	0	0	0
Other Non-Psychotic	1	0	1	0	0	0	0
Social Conditions	9	0	9	0	0	0	0
Substance Related	9	0	9	0	0	0	0
County of Residence							
Cleveland	2	0	2	0	0	0	0
Lincoln	2	0	2	0	0	0	0
Murray	1	0	1	0	0	0	0
Oklahoma	1	0	1	0	0	0	0
Pottawatomie	41	0	41	0	0	0	0
Seminole	2	0	2	0	0	0	0
Other Indicators							
Homeless	2	0	2	0	0	0	0
SMI (If ever)	2	0	2	0	0	0	0

Notes: The same client may be counted in more than one category, e.g., clients can receive services under more than one contract source, in more than one "County of Residence," or may have multiple "Other Indicators." Please see Definition page for other considerations.

Oklahoma Department of Mental Health and Substance Abuse Services

Counts of Admitted Clients Served by Funding Source for Each Agency During FY1996

NEW DIRECTIONS, INC.

	Total	Funding Source					
		Mental Health	Substance Abuse	Domestic Violence	Residential Care	Medicaid	Other
Total							
Unduplicated Count	503	1	0	503	0	0	0
Sex							
Female	399	1	0	399	0	0	0
Male	104	0	0	104	0	0	0
Age							
0-04	116	0	0	116	0	0	0
05-17	108	0	0	108	0	0	0
18-20	29	0	0	29	0	0	0
21-24	55	0	0	55	0	0	0
25-34	100	0	0	100	0	0	0
35-44	69	1	0	69	0	0	0
45-54	23	0	0	23	0	0	0
55-64	3	0	0	3	0	0	0
Race							
White	243	1	0	243	0	0	0
Black	152	0	0	152	0	0	0
Native American	54	0	0	54	0	0	0
Hispanic	42	0	0	42	0	0	0
Asian	12	0	0	12	0	0	0
Presenting Problem/Diagnosis							
Developmental Disorder	3	0	0	3	0	0	0
Other Non-Psychotic	1	0	0	1	0	0	0
Other Psychotic	1	0	0	1	0	0	0
Social Conditions	473	1	0	473	0	0	0
Deferred/No Diagnosis	25	0	0	25	0	0	0
County of Residence							
Adair	1	0	0	1	0	0	0
Caddo	23	0	0	23	0	0	0
Canadian	1	0	0	1	0	0	0
Cleveland	1	0	0	1	0	0	0
Comanche	350	0	0	350	0	0	0
Cotton	13	1	0	13	0	0	0
Custer	3	0	0	3	0	0	0
Garvin	1	0	0	1	0	0	0
Grady	14	0	0	14	0	0	0
Jackson	2	0	0	2	0	0	0
Kiowa	8	0	0	8	0	0	0
LeFlore	2	0	0	2	0	0	0
Mayes	2	0	0	2	0	0	0
McIntosh	4	0	0	4	0	0	0
Oklahoma	4	0	0	4	0	0	0
Ottawa	1	0	0	1	0	0	0
Pottawatomie	1	0	0	1	0	0	0
Stephens	19	0	0	19	0	0	0
Tillman	10	0	0	10	0	0	0
Out of State/Unknown	43	0	0	43	0	0	0
Other Indicators							
Deaf and Hearing Impaired	4	0	0	4	0	0	0
Homeless	45	0	0	45	0	0	0

Notes: The same client may be counted in more than one category, e.g., clients can receive services under more than one contract source, in more than one "County of Residence," or may have multiple "Other Indicators." Please see Definition page for other considerations.

Oklahoma Department of Mental Health and Substance Abuse Services
 Counts of Admitted Clients Served by Funding Source for Each Agency During FY1996
NEW DIRECTIONS, INC.

	Funding Source						
	Total	Mental Health	Substance Abuse	Domestic Violence	Residential Care	Medicaid	Other
SMI (If ever)	31	1	0	31	0	0	0

Notes: The same client may be counted in more than one category, e.g., clients can receive services under more than one contract source, in more than one "County of Residence," or may have multiple "Other Indicators." Please see Definition page for other considerations.

Oklahoma Department of Mental Health and Substance Abuse Services

Counts of Admitted Clients Served by Funding Source for Each Agency During FY1996

NEW HOPE OF MANGUM

	Total	Funding Source					
		Mental Health	Substance Abuse	Domestic Violence	Residential Care	Medicaid	Other
Total							
Unduplicated Count	591	2	587	0	0	0	14
Sex							
Female	225	1	225	0	0	0	3
Male	366	1	362	0	0	0	11
Age							
05-17	8	0	8	0	0	0	0
18-20	35	0	35	0	0	0	1
21-24	58	1	56	0	0	0	3
25-34	228	1	228	0	0	0	1
35-44	188	0	187	0	0	0	6
45-54	56	0	56	0	0	0	2
55-64	10	0	10	0	0	0	0
65-74	7	0	6	0	0	0	1
75-84	1	0	1	0	0	0	0
Race							
White	439	2	435	0	0	0	12
Black	76	0	76	0	0	0	1
Native American	40	0	40	0	0	0	0
Hispanic	36	0	36	0	0	0	1
Presenting Problem/Diagnosis							
Alcohol Abuse	273	0	272	0	0	0	6
Social Conditions	2	0	2	0	0	0	0
Substance Related	313	2	310	0	0	0	8
Deferred/No Diagnosis	3	0	3	0	0	0	0
County of Residence							
Alfalfa	2	0	2	0	0	0	0
Beckham	76	0	76	0	0	0	2
Blaine	2	0	2	0	0	0	0
Bryan	1	0	1	0	0	0	0
Caddo	49	0	49	0	0	0	0
Canadian	6	0	6	0	0	0	0
Carter	9	0	9	0	0	0	0
Choctaw	1	0	1	0	0	0	0
Cleveland	7	0	7	0	0	0	0
Comanche	37	1	35	0	0	0	3
Cotton	26	0	26	0	0	0	0
Creek	2	0	2	0	0	0	0
Custer	1	0	1	0	0	0	0
Garfield	2	0	2	0	0	0	0
Garvin	2	0	2	0	0	0	0
Grady	10	0	10	0	0	0	0
Greer	39	0	38	0	0	0	2
Harmon	7	0	7	0	0	0	0
Hughes	1	0	1	0	0	0	0
Jackson	85	0	84	0	0	0	4
Jefferson	15	0	15	0	0	0	0
Kay	2	0	2	0	0	0	0
Kiowa	46	0	46	0	0	0	1
Logan	1	0	1	0	0	0	0

Notes: The same client may be counted in more than one category, e.g., clients can receive services under more than one contract source, in more than one "County of Residence," or may have multiple "Other Indicators." Please see Definition page for other considerations.

Oklahoma Department of Mental Health and Substance Abuse Services
Counts of Admitted Clients Served by Funding Source for Each Agency During FY1996
NEW HOPE OF MANGUM

	Funding Source						
	Total	Mental Health	Substance Abuse	Domestic Violence	Residential Care	Medicaid	Other
McClain	1	0	1	0	0	0	0
McCurtain	1	0	1	0	0	0	0
Muskogee	2	0	2	0	0	0	0
Noble	1	0	1	0	0	0	0
Oklahoma	25	0	25	0	0	0	0
Osage	1	0	1	0	0	0	0
Ottawa	1	0	1	0	0	0	0
Payne	1	0	1	0	0	0	0
Roger Mills	1	0	1	0	0	0	0
Rogers	1	0	1	0	0	0	0
Seminole	1	0	1	0	0	0	0
Stephens	81	1	81	0	0	0	2
Tillman	22	0	22	0	0	0	0
Tulsa	9	0	9	0	0	0	0
Washita	10	0	10	0	0	0	0
Woodward	1	0	1	0	0	0	0
Out of State/Unknown	3	0	3	0	0	0	0
Other Indicators							
Deaf and Hearing Impaired	5	0	5	0	0	0	0
Homeless	24	0	24	0	0	0	0
SMI (If ever)	102	0	102	0	0	0	0

Notes: The same client may be counted in more than one category, e.g., clients can receive services under more than one contract source, in more than one "County of Residence," or may have multiple "Other Indicators." Please see Definition page for other considerations.

Oklahoma Department of Mental Health and Substance Abuse Services

Counts of Admitted Clients Served by Funding Source for Each Agency During FY1996

NORMAN ALCOHOL AND DRUG TREATMENT CENTER

	Total	Funding Source					
		Mental Health	Substance Abuse	Domestic Violence	Residential Care	Medicaid	Other
Total							
Unduplicated Count	1,047	0	1,047	0	0	0	0
Sex							
Female	272	0	272	0	0	0	0
Male	775	0	775	0	0	0	0
Age							
18-20	37	0	37	0	0	0	0
21-24	88	0	88	0	0	0	0
25-34	389	0	389	0	0	0	0
35-44	396	0	396	0	0	0	0
45-54	104	0	104	0	0	0	0
55-64	29	0	29	0	0	0	0
65-74	3	0	3	0	0	0	0
75-84	1	0	1	0	0	0	0
Race							
White	778	0	778	0	0	0	0
Black	144	0	144	0	0	0	0
Native American	96	0	96	0	0	0	0
Hispanic	27	0	27	0	0	0	0
Asian	2	0	2	0	0	0	0
Presenting Problem/Diagnosis							
Alcohol Abuse	523	0	523	0	0	0	0
Mood Disorder	10	0	10	0	0	0	0
Other Psychotic	1	0	1	0	0	0	0
Schizophrenia	3	0	3	0	0	0	0
Substance Related	510	0	510	0	0	0	0
County of Residence							
Atoka	1	0	1	0	0	0	0
Beckham	4	0	4	0	0	0	0
Blaine	3	0	3	0	0	0	0
Bryan	11	0	11	0	0	0	0
Caddo	6	0	6	0	0	0	0
Canadian	30	0	30	0	0	0	0
Carter	45	0	45	0	0	0	0
Choctaw	3	0	3	0	0	0	0
Cleveland	188	0	188	0	0	0	0
Comanche	10	0	10	0	0	0	0
Creek	3	0	3	0	0	0	0
Custer	4	0	4	0	0	0	0
Garfield	5	0	5	0	0	0	0
Garvin	14	0	14	0	0	0	0
Grady	44	0	44	0	0	0	0
Hughes	3	0	3	0	0	0	0
Jackson	1	0	1	0	0	0	0
Jefferson	1	0	1	0	0	0	0
Johnston	3	0	3	0	0	0	0
Kay	3	0	3	0	0	0	0
Kingfisher	1	0	1	0	0	0	0
Kiowa	1	0	1	0	0	0	0
Latimer	1	0	1	0	0	0	0

Notes: The same client may be counted in more than one category, e.g., clients can receive services under more than one contract source, in more than one "County of Residence," or may have multiple "Other Indicators." Please see Definition page for other considerations.

Oklahoma Department of Mental Health and Substance Abuse Services

Counts of Admitted Clients Served by Funding Source for Each Agency During FY1996

NORMAN ALCOHOL AND DRUG TREATMENT CENTER

	Funding Source						
	Total	Mental Health	Substance Abuse	Domestic Violence	Residential Care	Medicaid	Other
LeFlore	1	0	1	0	0	0	0
Lincoln	10	0	10	0	0	0	0
Logan	9	0	9	0	0	0	0
Love	2	0	2	0	0	0	0
Marshall	7	0	7	0	0	0	0
McClain	11	0	11	0	0	0	0
McCurtain	2	0	2	0	0	0	0
McIntosh	1	0	1	0	0	0	0
Murray	13	0	13	0	0	0	0
Muskogee	3	0	3	0	0	0	0
Okfuskee	2	0	2	0	0	0	0
Oklahoma	476	0	476	0	0	0	0
Okmulgee	2	0	2	0	0	0	0
Osage	1	0	1	0	0	0	0
Payne	2	0	2	0	0	0	0
Pittsburgh	3	0	3	0	0	0	0
Pontotoc	26	0	26	0	0	0	0
Pottawatomie	43	0	43	0	0	0	0
Pushmataha	1	0	1	0	0	0	0
Rogers	1	0	1	0	0	0	0
Seminole	13	0	13	0	0	0	0
Stephens	11	0	11	0	0	0	0
Tulsa	5	0	5	0	0	0	0
Wagoner	1	0	1	0	0	0	0
Woodward	4	0	4	0	0	0	0
Out of State/Unknown	12	0	12	0	0	0	0
Other Indicators							
Deaf and Hearing Impaired	8	0	8	0	0	0	0
Dual Diagnosis	44	0	44	0	0	0	0
Homeless	153	0	153	0	0	0	0
SMI (If ever)	416	0	416	0	0	0	0

Notes: The same client may be counted in more than one category, e.g., clients can receive services under more than one contract source, in more than one "County of Residence," or may have multiple "Other Indicators." Please see Definition page for other considerations.

Oklahoma Department of Mental Health and Substance Abuse Services

Counts of Admitted Clients Served by Funding Source for Each Agency During FY1996

NORTH CARE CENTER

	Total	Funding Source					
		Mental Health	Substance Abuse	Domestic Violence	Residential Care	Medicaid	Other
Total							
Unduplicated Count	1,397	1,273	291	0	0	527	1
Sex							
Female	760	684	156	0	0	281	1
Male	637	589	135	0	0	246	0
Age							
0-04	21	18	1	0	0	9	0
05-17	298	274	4	0	0	150	0
18-20	28	25	3	0	0	7	0
21-24	65	57	18	0	0	16	0
25-34	302	275	87	0	0	79	0
35-44	351	319	114	0	0	122	1
45-54	165	153	40	0	0	57	0
55-64	89	86	15	0	0	35	0
65-74	40	33	8	0	0	24	0
75-84	21	16	1	0	0	15	0
85+	17	17	0	0	0	13	0
Race							
White	961	873	216	0	0	334	0
Black	351	320	57	0	0	163	1
Native American	36	35	7	0	0	13	0
Hispanic	39	35	8	0	0	14	0
Asian	10	10	3	0	0	3	0
Presenting Problem/Diagnosis							
Alcohol Abuse	26	21	20	0	0	8	0
Developmental Disorder	141	129	5	0	0	69	0
Mood Disorder	612	562	141	0	0	175	1
Non Alcohol/Drug Related Organic	24	23	6	0	0	16	0
Other Non-Psychotic	234	206	30	0	0	85	0
Other Psychotic	101	95	24	0	0	49	0
Personality Disorder	8	7	3	0	0	4	0
Schizophrenia	176	164	46	0	0	97	0
Social Conditions	54	49	3	0	0	18	0
Substance Related	19	15	13	0	0	6	0
Deferred/No Diagnosis	2	2	0	0	0	0	0
County of Residence							
Canadian	10	10	5	0	0	5	0
Cleveland	1	1	0	0	0	0	0
Logan	5	4	1	0	0	0	0
McClain	1	1	0	0	0	1	0
McCurtain	1	1	0	0	0	1	0
Oklahoma	1,379	1,256	285	0	0	520	1
Other Indicators							
Deaf and Hearing Impaired	7	7	2	0	0	2	0
Dual Diagnosis	144	120	94	0	0	50	0
Homeless	21	21	6	0	0	8	0
SED (6-17)	195	188	4	0	0	104	0
SMI (If ever)	908	829	259	0	0	346	1

Notes: The same client may be counted in more than one category, e.g., clients can receive services under more than one contract source, in more than one "County of Residence," or may have multiple "Other Indicators." Please see Definition page for other considerations.

Oklahoma Department of Mental Health and Substance Abuse Services
Counts of Admitted Clients Served by Funding Source for Each Agency During FY1996
NORTH FORK RESIDENTIAL CARE

	Total	Funding Source					
		Mental Health	Substance Abuse	Domestic Violence	Residential Care	Medicaid	Other
Total							
Unduplicated Count	59	0	0	0	59	0	0
Sex							
Female	24	0	0	0	24	0	0
Male	35	0	0	0	35	0	0
Age							
18-20	2	0	0	0	2	0	0
21-24	3	0	0	0	3	0	0
25-34	5	0	0	0	5	0	0
35-44	28	0	0	0	28	0	0
45-54	19	0	0	0	19	0	0
65-74	2	0	0	0	2	0	0
Race							
White	46	0	0	0	46	0	0
Black	10	0	0	0	10	0	0
Native American	3	0	0	0	3	0	0
Presenting Problem/Diagnosis							
Developmental Disorder	57	0	0	0	57	0	0
Deferred/No Diagnosis	2	0	0	0	2	0	0
County of Residence							
Craig	3	0	0	0	3	0	0
LeFlore	1	0	0	0	1	0	0
McCurtain	2	0	0	0	2	0	0
McIntosh	45	0	0	0	45	0	0
Murray	4	0	0	0	4	0	0
Muskogee	2	0	0	0	2	0	0
Oklahoma	2	0	0	0	2	0	0
Other Indicators							
Homeless	4	0	0	0	4	0	0
SMI (If ever)	59	0	0	0	59	0	0

Notes: The same client may be counted in more than one category, e.g., clients can receive services under more than one contract source, in more than one "County of Residence," or may have multiple "Other Indicators." Please see Definition page for other considerations.

Oklahoma Department of Mental Health and Substance Abuse Services
Counts of Admitted Clients Served by Funding Source for Each Agency During FY1996
OK COUNTY CRISIS INTERVENTION CENTER

	Total	Funding Source					
		Mental Health	Substance Abuse	Domestic Violence	Residential Care	Medicaid	Other
Total							
Unduplicated Count	1,719	1,232	810	0	0	0	0
Sex							
Female	686	545	253	0	0	0	0
Male	1,033	687	557	0	0	0	0
Age							
05-17	2	2	0	0	0	0	0
18-20	91	78	25	0	0	0	0
21-24	182	146	75	0	0	0	0
25-34	569	413	261	0	0	0	0
35-44	559	369	306	0	0	0	0
45-54	232	164	108	0	0	0	0
55-64	71	49	32	0	0	0	0
65-74	11	9	3	0	0	0	0
75-84	1	1	0	0	0	0	0
85+	1	1	0	0	0	0	0
Race							
White	1,238	872	604	0	0	0	0
Black	315	248	122	0	0	0	0
Native American	122	79	69	0	0	0	0
Hispanic	32	23	13	0	0	0	0
Asian	12	10	2	0	0	0	0
Presenting Problem/Diagnosis							
Alcohol Abuse	423	155	371	0	0	0	0
Developmental Disorder	1	1	0	0	0	0	0
Mood Disorder	530	476	143	0	0	0	0
Non Alcohol/Drug Related Organic	4	4	1	0	0	0	0
Other Non-Psychotic	134	121	21	0	0	0	0
Other Psychotic	280	264	70	0	0	0	0
Schizophrenia	111	110	21	0	0	0	0
Social Conditions	3	2	1	0	0	0	0
Substance Related	233	99	182	0	0	0	0
County of Residence							
Beaver	1	1	1	0	0	0	0
Beckham	2	2	1	0	0	0	0
Blaine	1	0	1	0	0	0	0
Caddo	2	0	2	0	0	0	0
Canadian	18	12	9	0	0	0	0
Carter	3	2	2	0	0	0	0
Cleveland	35	18	22	0	0	0	0
Comanche	2	2	0	0	0	0	0
Creek	1	0	1	0	0	0	0
Custer	2	2	1	0	0	0	0
Grady	4	4	0	0	0	0	0
Kay	2	2	2	0	0	0	0
Lincoln	27	24	3	0	0	0	0
Logan	4	3	1	0	0	0	0
McClain	4	2	2	0	0	0	0
McIntosh	1	0	1	0	0	0	0
Oklahoma	1,553	1,111	742	0	0	0	0

Notes: The same client may be counted in more than one category, e.g., clients can receive services under more than one contract source, in more than one "County of Residence," or may have multiple "Other Indicators." Please see Definition page for other considerations.

Oklahoma Department of Mental Health and Substance Abuse Services
Counts of Admitted Clients Served by Funding Source for Each Agency During FY1996
OK COUNTY CRISIS INTERVENTION CENTER

	Funding Source						
	Total	Mental Health	Substance Abuse	Domestic Violence	Residential Care	Medicaid	Other
Osage	5	5	1	0	0	0	0
Payne	2	2	0	0	0	0	0
Pittsburgh	1	1	0	0	0	0	0
Pottawatomie	12	7	7	0	0	0	0
Pushmataha	1	0	1	0	0	0	0
Rogers	1	1	0	0	0	0	0
Seminole	1	1	0	0	0	0	0
Stephens	3	3	1	0	0	0	0
Tillman	2	2	1	0	0	0	0
Tulsa	2	2	1	0	0	0	0
Washington	1	1	0	0	0	0	0
Out of State/Unknown	26	22	7	0	0	0	0
Other Indicators							
Deaf and Hearing Impaired	10	5	6	0	0	0	0
Dual Diagnosis	198	163	100	0	0	0	0
Homeless	264	176	150	0	0	0	0
SMI (If ever)	1,238	948	574	0	0	0	0

Notes: The same client may be counted in more than one category, e.g., clients can receive services under more than one contract source, in more than one "County of Residence," or may have multiple "Other Indicators." Please see Definition page for other considerations.

Oklahoma Department of Mental Health and Substance Abuse Services

Counts of Admitted Clients Served by Funding Source for Each Agency During FY1996

OKLAHOMA YOUTH CENTER

	Total	Funding Source					
		Mental Health	Substance Abuse	Domestic Violence	Residential Care	Medicaid	Other
Total							
Unduplicated Count	213	213	0	0	0	0	0
Sex							
Female	76	76	0	0	0	0	0
Male	137	137	0	0	0	0	0
Age							
05-17	207	207	0	0	0	0	0
18-20	6	6	0	0	0	0	0
Race							
White	158	158	0	0	0	0	0
Black	16	16	0	0	0	0	0
Native American	28	28	0	0	0	0	0
Hispanic	10	10	0	0	0	0	0
Asian	1	1	0	0	0	0	0
Presenting Problem/Diagnosis							
Alcohol Abuse	4	4	0	0	0	0	0
Developmental Disorder	62	62	0	0	0	0	0
Mood Disorder	62	62	0	0	0	0	0
Other Non-Psychotic	60	60	0	0	0	0	0
Other Psychotic	7	7	0	0	0	0	0
Schizophrenia	1	1	0	0	0	0	0
Social Conditions	5	5	0	0	0	0	0
Substance Related	6	6	0	0	0	0	0
Deferred/No Diagnosis	6	6	0	0	0	0	0
County of Residence							
Adair	1	1	0	0	0	0	0
Beckham	1	1	0	0	0	0	0
Caddo	2	2	0	0	0	0	0
Canadian	5	5	0	0	0	0	0
Carter	1	1	0	0	0	0	0
Cherokee	1	1	0	0	0	0	0
Choctaw	3	3	0	0	0	0	0
Cleveland	100	100	0	0	0	0	0
Craig	1	1	0	0	0	0	0
Creek	2	2	0	0	0	0	0
Custer	9	9	0	0	0	0	0
Garfield	2	2	0	0	0	0	0
Garvin	2	2	0	0	0	0	0
Grady	4	4	0	0	0	0	0
Greer	1	1	0	0	0	0	0
Kay	8	8	0	0	0	0	0
Kingfisher	1	1	0	0	0	0	0
Kiowa	2	2	0	0	0	0	0
LeFlore	1	1	0	0	0	0	0
Logan	3	3	0	0	0	0	0
Love	2	2	0	0	0	0	0
Marshall	1	1	0	0	0	0	0
McClain	8	8	0	0	0	0	0
Oklahoma	17	17	0	0	0	0	0
Osage	5	5	0	0	0	0	0

Notes: The same client may be counted in more than one category, e.g., clients can receive services under more than one contract source, in more than one "County of Residence," or may have multiple "Other Indicators." Please see Definition page for other considerations.

Oklahoma Department of Mental Health and Substance Abuse Services
Counts of Admitted Clients Served by Funding Source for Each Agency During FY1996
OKLAHOMA YOUTH CENTER

	Funding Source						
	Total	Mental Health	Substance Abuse	Domestic Violence	Residential Care	Medicaid	Other
Pawnee	1	1	0	0	0	0	0
Payne	15	15	0	0	0	0	0
Pottawatomie	3	3	0	0	0	0	0
Pushmataha	1	1	0	0	0	0	0
Rogers	4	4	0	0	0	0	0
Tulsa	4	4	0	0	0	0	0
Washita	1	1	0	0	0	0	0
Out of State/Unknown	1	1	0	0	0	0	0
Other Indicators							
Deaf and Hearing Impaired	3	3	0	0	0	0	0
Dual Diagnosis	10	10	0	0	0	0	0
Homeless	1	1	0	0	0	0	0
SED (6-17)	205	205	0	0	0	0	0
SMI (If ever)	34	34	0	0	0	0	0

Notes: The same client may be counted in more than one category, e.g., clients can receive services under more than one contract source, in more than one "County of Residence," or may have multiple "Other Indicators." Please see Definition page for other considerations.

Oklahoma Department of Mental Health and Substance Abuse Services

Counts of Admitted Clients Served by Funding Source for Each Agency During FY1996

OPPORTUNITIES, INC.

	Total	Funding Source					
		Mental Health	Substance Abuse	Domestic Violence	Residential Care	Medicaid	Other
Total							
Unduplicated Count	417	0	417	0	0	0	0
Sex							
Female	112	0	112	0	0	0	0
Male	305	0	305	0	0	0	0
Age							
05-17	1	0	1	0	0	0	0
18-20	31	0	31	0	0	0	0
21-24	50	0	50	0	0	0	0
25-34	160	0	160	0	0	0	0
35-44	112	0	112	0	0	0	0
45-54	50	0	50	0	0	0	0
55-64	10	0	10	0	0	0	0
65-74	2	0	2	0	0	0	0
75-84	1	0	1	0	0	0	0
Race							
White	282	0	282	0	0	0	0
Black	52	0	52	0	0	0	0
Native American	64	0	64	0	0	0	0
Hispanic	18	0	18	0	0	0	0
Asian	1	0	1	0	0	0	0
Presenting Problem/Diagnosis							
Alcohol Abuse	99	0	99	0	0	0	0
Substance Related	318	0	318	0	0	0	0
County of Residence							
Alfalfa	2	0	2	0	0	0	0
Beckham	13	0	13	0	0	0	0
Blaine	87	0	87	0	0	0	0
Caddo	16	0	16	0	0	0	0
Canadian	10	0	10	0	0	0	0
Carter	8	0	8	0	0	0	0
Cherokee	1	0	1	0	0	0	0
Choctaw	1	0	1	0	0	0	0
Cleveland	3	0	3	0	0	0	0
Comanche	12	0	12	0	0	0	0
Cotton	2	0	2	0	0	0	0
Custer	39	0	39	0	0	0	0
Dewey	3	0	3	0	0	0	0
Garfield	13	0	13	0	0	0	0
Garvin	1	0	1	0	0	0	0
Grady	4	0	4	0	0	0	0
Harper	1	0	1	0	0	0	0
Hughes	1	0	1	0	0	0	0
Jackson	5	0	5	0	0	0	0
Johnston	1	0	1	0	0	0	0
Kay	8	0	8	0	0	0	0
Kingfisher	4	0	4	0	0	0	0
Kiowa	12	0	12	0	0	0	0
LeFlore	1	0	1	0	0	0	0
Lincoln	2	0	2	0	0	0	0

Notes: The same client may be counted in more than one category, e.g., clients can receive services under more than one contract source, in more than one "County of Residence," or may have multiple "Other Indicators." Please see Definition page for other considerations.

Oklahoma Department of Mental Health and Substance Abuse Services
Counts of Admitted Clients Served by Funding Source for Each Agency During FY1996
OPPORTUNITIES, INC.

	Funding Source						
	Total	Mental Health	Substance Abuse	Domestic Violence	Residential Care	Medicaid	Other
Logan	4	0	4	0	0	0	0
Love	2	0	2	0	0	0	0
Marshall	1	0	1	0	0	0	0
McClain	1	0	1	0	0	0	0
Murray	1	0	1	0	0	0	0
Muskogee	2	0	2	0	0	0	0
Noble	2	0	2	0	0	0	0
Oklahoma	76	0	76	0	0	0	0
Osage	6	0	6	0	0	0	0
Ottawa	1	0	1	0	0	0	0
Pawnee	1	0	1	0	0	0	0
Payne	9	0	9	0	0	0	0
Pittsburgh	4	0	4	0	0	0	0
Pontotoc	4	0	4	0	0	0	0
Pottawatomie	4	0	4	0	0	0	0
Pushmataha	1	0	1	0	0	0	0
Roger Mills	3	0	3	0	0	0	0
Rogers	2	0	2	0	0	0	0
Seminole	4	0	4	0	0	0	0
Stephens	9	0	9	0	0	0	0
Tillman	2	0	2	0	0	0	0
Tulsa	4	0	4	0	0	0	0
Washington	2	0	2	0	0	0	0
Washita	7	0	7	0	0	0	0
Woods	5	0	5	0	0	0	0
Woodward	4	0	4	0	0	0	0
Out of State/Unknown	6	0	6	0	0	0	0
Other Indicators							
Deaf and Hearing Impaired	5	0	5	0	0	0	0
Homeless	97	0	97	0	0	0	0
SMI (If ever)	105	0	105	0	0	0	0

Notes: The same client may be counted in more than one category, e.g., clients can receive services under more than one contract source, in more than one "County of Residence," or may have multiple "Other Indicators." Please see Definition page for other considerations.

Oklahoma Department of Mental Health and Substance Abuse Services

Counts of Admitted Clients Served by Funding Source for Each Agency During FY1996

PADEN RESIDENTIAL CARE

	Total	Funding Source					
		Mental Health	Substance Abuse	Domestic Violence	Residential Care	Medicaid	Other
Total							
Unduplicated Count	38	0	0	0	38	0	0
Sex							
Female	19	0	0	0	19	0	0
Male	19	0	0	0	19	0	0
Age							
18-20	1	0	0	0	1	0	0
21-24	2	0	0	0	2	0	0
25-34	7	0	0	0	7	0	0
35-44	6	0	0	0	6	0	0
45-54	6	0	0	0	6	0	0
55-64	11	0	0	0	11	0	0
65-74	5	0	0	0	5	0	0
Race							
White	31	0	0	0	31	0	0
Black	4	0	0	0	4	0	0
Native American	3	0	0	0	3	0	0
Presenting Problem/Diagnosis							
Alcohol Abuse	2	0	0	0	2	0	0
Developmental Disorder	4	0	0	0	4	0	0
Mood Disorder	8	0	0	0	8	0	0
Other Psychotic	17	0	0	0	17	0	0
Social Conditions	6	0	0	0	6	0	0
Deferred/No Diagnosis	1	0	0	0	1	0	0
County of Residence							
Beaver	1	0	0	0	1	0	0
Cleveland	3	0	0	0	3	0	0
Creek	2	0	0	0	2	0	0
Lincoln	2	0	0	0	2	0	0
Okfuskee	15	0	0	0	15	0	0
Oklahoma	2	0	0	0	2	0	0
Okmulgee	1	0	0	0	1	0	0
Pottawatomie	2	0	0	0	2	0	0
Seminole	1	0	0	0	1	0	0
Tulsa	2	0	0	0	2	0	0
Wagoner	1	0	0	0	1	0	0
Woodward	5	0	0	0	5	0	0
Out of State/Unknown	1	0	0	0	1	0	0
Other Indicators							
Homeless	1	0	0	0	1	0	0
SMI (If ever)	38	0	0	0	38	0	0

Notes: The same client may be counted in more than one category, e.g., clients can receive services under more than one contract source, in more than one "County of Residence," or may have multiple "Other Indicators." Please see Definition page for other considerations.

Oklahoma Department of Mental Health and Substance Abuse Services
Counts of Admitted Clients Served by Funding Source for Each Agency During FY1996
PALMER DRUG ABUSE PROGRAM INC.

		Funding Source						
		Total	Mental Health	Substance Abuse	Domestic Violence	Residential Care	Medicaid	Other
Total	Unduplicated Count	215	17	215	0	0	0	0
Sex	Female	83	12	83	0	0	0	0
	Male	132	5	132	0	0	0	0
Age	05-17	181	16	181	0	0	0	0
	18-20	33	1	33	0	0	0	0
	21-24	1	0	1	0	0	0	0
Race	White	163	15	163	0	0	0	0
	Black	33	0	33	0	0	0	0
	Native American	12	0	12	0	0	0	0
	Hispanic	7	2	7	0	0	0	0
Presenting Problem/Diagnosis	Alcohol Abuse	39	3	39	0	0	0	0
	Mood Disorder	1	0	1	0	0	0	0
	Social Conditions	6	1	6	0	0	0	0
	Substance Related	168	13	168	0	0	0	0
	Deferred/No Diagnosis	1	0	1	0	0	0	0
County of Residence	Creek	4	0	4	0	0	0	0
	Pawnee	1	1	1	0	0	0	0
	Rogers	6	1	6	0	0	0	0
	Tulsa	198	15	198	0	0	0	0
	Wagoner	3	0	3	0	0	0	0
	Washington	3	0	3	0	0	0	0
Other Indicators	Homeless	1	0	1	0	0	0	0
	SMI (If ever)	13	1	13	0	0	0	0

Notes: The same client may be counted in more than one category, e.g., clients can receive services under more than one contract source, in more than one "County of Residence," or may have multiple "Other Indicators." Please see Definition page for other considerations.

Oklahoma Department of Mental Health and Substance Abuse Services

Counts of Admitted Clients Served by Funding Source for Each Agency During FY1996

PARKSIDE, INC.

	Total	Funding Source					
		Mental Health	Substance Abuse	Domestic Violence	Residential Care	Medicaid	Other
Total							
Unduplicated Count	3,336	2,983	1,430	0	0	692	145
Sex							
Female	1,690	1,524	572	0	0	401	83
Male	1,646	1,459	858	0	0	291	62
Age							
05-17	3	2	0	0	0	1	0
18-20	137	128	66	0	0	15	2
21-24	279	236	146	0	0	30	11
25-34	1,011	892	509	0	0	185	37
35-44	1,081	950	490	0	0	241	61
45-54	513	473	156	0	0	135	22
55-64	237	227	62	0	0	63	12
65-74	51	51	1	0	0	15	0
75-84	21	21	0	0	0	7	0
85+	3	3	0	0	0	0	0
Race							
White	2,417	2,165	1,053	0	0	444	99
Black	604	552	217	0	0	187	36
Native American	230	193	128	0	0	45	9
Hispanic	63	53	29	0	0	12	1
Asian	22	20	3	0	0	4	0
Presenting Problem/Diagnosis							
Alcohol Abuse	147	90	126	0	0	16	2
Developmental Disorder	13	11	2	0	0	5	1
Mood Disorder	1,665	1,513	736	0	0	261	69
Non Alcohol/Drug Related Organic	43	42	11	0	0	21	2
Other Non-Psychotic	341	300	120	0	0	56	9
Other Psychotic	445	423	171	0	0	109	27
Personality Disorder	74	66	37	0	0	11	0
Schizophrenia	490	475	124	0	0	209	32
Social Conditions	4	4	2	0	0	1	0
Substance Related	113	58	100	0	0	3	3
Deferred/No Diagnosis	1	1	1	0	0	0	0
County of Residence							
Adair	1	1	0	0	0	1	0
Carter	1	1	0	0	0	0	0
Cherokee	1	1	1	0	0	0	0
Cleveland	4	3	2	0	0	0	1
Craig	2	2	1	0	0	1	0
Creek	30	21	23	0	0	3	0
Delaware	1	0	1	0	0	0	0
Mayes	8	3	7	0	0	0	0
McIntosh	2	1	1	0	0	0	0
Muskogee	9	4	7	0	0	0	0
Nowata	1	1	0	0	0	0	0
Okfuskee	2	2	1	0	0	0	0
Oklahoma	1	1	1	0	0	0	0
Okmulgee	13	5	13	0	0	2	1
Osage	17	15	7	0	0	5	1

Notes: The same client may be counted in more than one category, e.g., clients can receive services under more than one contract source, in more than one "County of Residence," or may have multiple "Other Indicators." Please see Definition page for other considerations.

Oklahoma Department of Mental Health and Substance Abuse Services
Counts of Admitted Clients Served by Funding Source for Each Agency During FY1996
PARKSIDE, INC.

	Funding Source						
	Total	Mental Health	Substance Abuse	Domestic Violence	Residential Care	Medicaid	Other
Pawnee	3	2	2	0	0	1	0
Payne	1	0	1	0	0	0	0
Pittsburgh	3	2	2	0	0	0	0
Pontotoc	1	1	0	0	0	1	0
Rogers	11	7	6	0	0	0	0
Sequoyah	1	0	1	0	0	0	0
Stephens	1	0	1	0	0	1	0
Texas	1	0	1	0	0	1	0
Tillman	1	1	0	0	0	0	0
Tulsa	3,175	2,873	1,324	0	0	675	142
Wagoner	12	9	7	0	0	1	0
Washington	3	3	2	0	0	0	0
Washita	4	4	2	0	0	0	0
Woods	1	1	1	0	0	0	0
Out of State/Unknown	25	19	15	0	0	0	0
Other Indicators							
Deaf and Hearing Impaired	13	11	4	0	0	7	0
Dual Diagnosis	880	792	580	0	0	189	28
Homeless	469	422	231	0	0	80	69
SMI (If ever)	2,207	2,040	865	0	0	622	121

Notes: The same client may be counted in more than one category, e.g., clients can receive services under more than one contract source, in more than one "County of Residence," or may have multiple "Other Indicators." Please see Definition page for other considerations.

Oklahoma Department of Mental Health and Substance Abuse Services
Counts of Admitted Clients Served by Funding Source for Each Agency During FY1996
PARKVIEW RESIDENTIAL CARE

		Funding Source						
		Total	Mental Health	Substance Abuse	Domestic Violence	Residential Care	Medicaid	Other
Total	Unduplicated Count	41	0	0	0	41	0	0
Sex	Female	13	0	0	0	13	0	0
	Male	28	0	0	0	28	0	0
Age	25-34	1	0	0	0	1	0	0
	35-44	7	0	0	0	7	0	0
	45-54	14	0	0	0	14	0	0
	55-64	13	0	0	0	13	0	0
	65-74	5	0	0	0	5	0	0
	75-84	1	0	0	0	1	0	0
Race	White	23	0	0	0	23	0	0
	Black	16	0	0	0	16	0	0
	Native American	2	0	0	0	2	0	0
Presenting Problem/Diagnosis	Developmental Disorder	13	0	0	0	13	0	0
	Mood Disorder	10	0	0	0	10	0	0
	Other Psychotic	6	0	0	0	6	0	0
	Social Conditions	4	0	0	0	4	0	0
	Deferred/No Diagnosis	8	0	0	0	8	0	0
County of Residence	Muskogee	40	0	0	0	40	0	0
	Oklahoma	1	0	0	0	1	0	0
Other Indicators	Homeless	14	0	0	0	14	0	0
	SMI (If ever)	40	0	0	0	40	0	0

Notes: The same client may be counted in more than one category, e.g., clients can receive services under more than one contract source, in more than one "County of Residence," or may have multiple "Other Indicators." Please see Definition page for other considerations.

Oklahoma Department of Mental Health and Substance Abuse Services

Counts of Admitted Clients Served by Funding Source for Each Agency During FY1996

PAYNE CO COUNSELING SVC,INC.

	Total	Funding Source					
		Mental Health	Substance Abuse	Domestic Violence	Residential Care	Medicaid	Other
Total							
Unduplicated Count	219	0	219	0	0	0	0
Sex							
Female	47	0	47	0	0	0	0
Male	172	0	172	0	0	0	0
Age							
05-17	6	0	6	0	0	0	0
18-20	31	0	31	0	0	0	0
21-24	41	0	41	0	0	0	0
25-34	76	0	76	0	0	0	0
35-44	39	0	39	0	0	0	0
45-54	17	0	17	0	0	0	0
55-64	7	0	7	0	0	0	0
65-74	2	0	2	0	0	0	0
Race							
White	182	0	182	0	0	0	0
Black	11	0	11	0	0	0	0
Native American	21	0	21	0	0	0	0
Hispanic	5	0	5	0	0	0	0
Presenting Problem/Diagnosis							
Alcohol Abuse	169	0	169	0	0	0	0
Social Conditions	12	0	12	0	0	0	0
Substance Related	34	0	34	0	0	0	0
Deferred/No Diagnosis	4	0	4	0	0	0	0
County of Residence							
Blaine	1	0	1	0	0	0	0
Carter	1	0	1	0	0	0	0
Cherokee	1	0	1	0	0	0	0
Cleveland	3	0	3	0	0	0	0
Comanche	2	0	2	0	0	0	0
Creek	5	0	5	0	0	0	0
Lincoln	3	0	3	0	0	0	0
Noble	8	0	8	0	0	0	0
Oklahoma	3	0	3	0	0	0	0
Okmulgee	1	0	1	0	0	0	0
Pawnee	4	0	4	0	0	0	0
Payne	183	0	183	0	0	0	0
Rogers	1	0	1	0	0	0	0
Tulsa	3	0	3	0	0	0	0
Other Indicators							
Deaf and Hearing Impaired	1	0	1	0	0	0	0
Homeless	3	0	3	0	0	0	0
SMI (If ever)	12	0	12	0	0	0	0

Notes: The same client may be counted in more than one category, e.g., clients can receive services under more than one contract source, in more than one "County of Residence," or may have multiple "Other Indicators." Please see Definition page for other considerations.

Oklahoma Department of Mental Health and Substance Abuse Services
Counts of Admitted Clients Served by Funding Source for Each Agency During FY1996
PEOPLE INCORPORATED

	Total	Funding Source					
		Mental Health	Substance Abuse	Domestic Violence	Residential Care	Medicaid	Other
Total							
Unduplicated Count	214	214	0	0	0	0	0
Sex							
Female	50	50	0	0	0	0	0
Male	164	164	0	0	0	0	0
Age							
05-17	206	206	0	0	0	0	0
18-20	8	8	0	0	0	0	0
Race							
White	150	150	0	0	0	0	0
Black	6	6	0	0	0	0	0
Native American	54	54	0	0	0	0	0
Hispanic	4	4	0	0	0	0	0
Presenting Problem/Diagnosis							
Social Conditions	2	2	0	0	0	0	0
Deferred/No Diagnosis	212	212	0	0	0	0	0
County of Residence							
Adair	2	2	0	0	0	0	0
Caddo	10	10	0	0	0	0	0
Sequoyah	202	202	0	0	0	0	0
Other Indicators							
Homeless	4	4	0	0	0	0	0
SED (6-17)	2	2	0	0	0	0	0
SMI (If ever)	10	10	0	0	0	0	0

Notes: The same client may be counted in more than one category, e.g., clients can receive services under more than one contract source, in more than one "County of Residence," or may have multiple "Other Indicators." Please see Definition page for other considerations.

Oklahoma Department of Mental Health and Substance Abuse Services
Counts of Admitted Clients Served by Funding Source for Each Agency During FY1996
PROJECT SAFE, INC.

	Total	Funding Source					
		Mental Health	Substance Abuse	Domestic Violence	Residential Care	Medicaid	Other
Total							
Unduplicated Count	178	0	0	178	0	0	0
Sex							
Female	146	0	0	146	0	0	0
Male	32	0	0	32	0	0	0
Age							
0-04	15	0	0	15	0	0	0
05-17	59	0	0	59	0	0	0
18-20	3	0	0	3	0	0	0
21-24	20	0	0	20	0	0	0
25-34	44	0	0	44	0	0	0
35-44	23	0	0	23	0	0	0
45-54	12	0	0	12	0	0	0
55-64	1	0	0	1	0	0	0
65-74	1	0	0	1	0	0	0
Race							
White	134	0	0	134	0	0	0
Black	14	0	0	14	0	0	0
Native American	19	0	0	19	0	0	0
Hispanic	11	0	0	11	0	0	0
Presenting Problem/Diagnosis							
Mood Disorder	1	0	0	1	0	0	0
Social Conditions	170	0	0	170	0	0	0
Deferred/No Diagnosis	7	0	0	7	0	0	0
County of Residence							
Lincoln	11	0	0	11	0	0	0
Muskogee	1	0	0	1	0	0	0
Oklahoma	1	0	0	1	0	0	0
Pontotoc	5	0	0	5	0	0	0
Pottawatomie	154	0	0	154	0	0	0
Seminole	5	0	0	5	0	0	0
Washington	1	0	0	1	0	0	0
Other Indicators							
Deaf and Hearing Impaired	1	0	0	1	0	0	0
Homeless	44	0	0	44	0	0	0
SMI (If ever)	8	0	0	8	0	0	0

Notes: The same client may be counted in more than one category, e.g., clients can receive services under more than one contract source, in more than one "County of Residence," or may have multiple "Other Indicators." Please see Definition page for other considerations.

Oklahoma Department of Mental Health and Substance Abuse Services

Counts of Admitted Clients Served by Funding Source for Each Agency During FY1996

RAMBLING ROSE RESIDENTIAL CARE

		Funding Source						
		Total	Mental Health	Substance Abuse	Domestic Violence	Residential Care	Medicaid	Other
Total	Unduplicated Count	28	0	0	0	28	0	0
Sex	Female	12	0	0	0	12	0	0
	Male	16	0	0	0	16	0	0
Age	21-24	1	0	0	0	1	0	0
	35-44	12	0	0	0	12	0	0
	45-54	6	0	0	0	6	0	0
	55-64	6	0	0	0	6	0	0
	65-74	3	0	0	0	3	0	0
Race	White	19	0	0	0	19	0	0
	Black	3	0	0	0	3	0	0
	Native American	4	0	0	0	4	0	0
	Hispanic	2	0	0	0	2	0	0
Presenting Problem/Diagnosis	Alcohol Abuse	3	0	0	0	3	0	0
	Developmental Disorder	2	0	0	0	2	0	0
	Mood Disorder	6	0	0	0	6	0	0
	Other Psychotic	6	0	0	0	6	0	0
	Social Conditions	9	0	0	0	9	0	0
	Substance Related	1	0	0	0	1	0	0
	Deferred/No Diagnosis	1	0	0	0	1	0	0
County of Residence	Craig	1	0	0	0	1	0	0
	Delaware	1	0	0	0	1	0	0
	Latimer	1	0	0	0	1	0	0
	Mayes	25	0	0	0	25	0	0
Other Indicators	Homeless	1	0	0	0	1	0	0
	SMI (If ever)	28	0	0	0	28	0	0

Notes: The same client may be counted in more than one category, e.g., clients can receive services under more than one contract source, in more than one "County of Residence," or may have multiple "Other Indicators." Please see Definition page for other considerations.

Oklahoma Department of Mental Health and Substance Abuse Services

Counts of Admitted Clients Served by Funding Source for Each Agency During FY1996

RED ROCK BEHAVIORAL HEALTH SVC

	Total	Funding Source					
		Mental Health	Substance Abuse	Domestic Violence	Residential Care	Medicaid	Other
Total							
Unduplicated Count	3,117	1,129	77	0	0	1,435	2,660
Sex							
Female	1,680	558	16	0	0	819	1,452
Male	1,437	571	61	0	0	616	1,208
Age							
0-04	167	25	0	0	0	95	156
05-17	977	256	2	0	0	526	842
18-20	48	15	0	0	0	18	41
21-24	81	32	3	0	0	31	71
25-34	416	169	34	0	0	148	347
35-44	533	272	28	0	0	206	426
45-54	298	160	10	0	0	117	244
55-64	181	94	0	0	0	85	147
65-74	173	56	0	0	0	79	154
75-84	137	34	0	0	0	72	129
85+	106	16	0	0	0	58	103
Race							
White	1,853	616	65	0	0	800	1,624
Black	942	432	7	0	0	469	762
Native American	244	57	3	0	0	128	206
Hispanic	67	20	2	0	0	35	57
Asian	11	4	0	0	0	3	11
Presenting Problem/Diagnosis							
Alcohol Abuse	33	6	3	0	0	14	31
Developmental Disorder	311	98	1	0	0	184	277
Mood Disorder	842	386	36	0	0	345	653
Non Alcohol/Drug Related Organic	243	59	2	0	0	127	218
Other Non-Psychotic	534	135	28	0	0	256	475
Other Psychotic	173	117	0	0	0	75	134
Personality Disorder	37	20	1	0	0	18	31
Schizophrenia	409	239	1	0	0	201	347
Social Conditions	515	65	5	0	0	205	478
Substance Related	18	4	0	0	0	10	14
Deferred/No Diagnosis	2	0	0	0	0	0	2
County of Residence							
Blaine	1	0	1	0	0	0	1
Caddo	26	0	0	0	0	23	4
Canadian	9	2	2	0	0	2	9
Cimarron	1	0	0	0	0	1	0
Cleveland	103	19	7	0	0	43	94
Coal	2	1	0	0	0	2	2
Comanche	40	4	1	0	0	17	35
Cotton	14	0	0	0	0	1	14
Dewey	1	1	0	0	0	0	0
Garfield	3	2	0	0	0	1	2
Garvin	9	0	0	0	0	9	2
Grady	6	2	1	0	0	5	2
Jefferson	35	0	0	0	0	10	33
Kay	28	0	0	0	0	17	20

Notes: The same client may be counted in more than one category, e.g., clients can receive services under more than one contract source, in more than one "County of Residence," or may have multiple "Other Indicators." Please see Definition page for other considerations.

Oklahoma Department of Mental Health and Substance Abuse Services
Counts of Admitted Clients Served by Funding Source for Each Agency During FY1996
RED ROCK BEHAVIORAL HEALTH SVC

	Funding Source						
	Total	Mental Health	Substance Abuse	Domestic Violence	Residential Care	Medicaid	Other
Kingfisher	1	0	0	0	0	0	1
Lincoln	475	142	0	0	0	188	435
Logan	7	4	0	0	0	4	7
McClain	12	4	0	0	0	1	12
Noble	16	0	0	0	0	8	16
Oklahoma	1,477	661	64	0	0	646	1,218
Okmulgee	1	0	0	0	0	1	1
Pawnee	19	0	0	0	0	5	19
Payne	55	2	0	0	0	19	52
Pottawatomie	599	273	1	0	0	329	510
Pushmataha	1	0	0	0	0	0	1
Seminole	141	12	0	0	0	83	135
Stephens	23	0	0	0	0	14	23
Tillman	7	0	0	0	0	5	7
Tulsa	3	0	0	0	0	0	3
Washington	1	0	0	0	0	1	1
Washita	1	0	0	0	0	0	1
Other Indicators							
Deaf and Hearing Impaired	43	15	1	0	0	13	40
Dual Diagnosis	353	235	13	0	0	130	267
Homeless	28	11	1	0	0	12	27
SED (6-17)	346	142	0	0	0	206	285
SMI (If ever)	1,376	785	19	0	0	600	1,098

Notes: The same client may be counted in more than one category, e.g., clients can receive services under more than one contract source, in more than one "County of Residence," or may have multiple "Other Indicators." Please see Definition page for other considerations.

Oklahoma Department of Mental Health and Substance Abuse Services

Counts of Admitted Clients Served by Funding Source for Each Agency During FY1996

RED ROCK WEST

	Total	Funding Source					
		Mental Health	Substance Abuse	Domestic Violence	Residential Care	Medicaid	Other
Total							
Unduplicated Count	1,999	1,817	0	0	0	609	100
Sex							
Female	1,067	961	0	0	0	373	42
Male	932	856	0	0	0	236	58
Age							
0-04	59	31	0	0	0	30	13
05-17	422	350	0	0	0	187	66
18-20	88	84	0	0	0	14	2
21-24	151	139	0	0	0	32	4
25-34	444	414	0	0	0	110	6
35-44	408	387	0	0	0	104	8
45-54	230	221	0	0	0	61	1
55-64	114	111	0	0	0	44	0
65-74	56	53	0	0	0	18	0
75-84	20	20	0	0	0	7	0
85+	7	7	0	0	0	2	0
Race							
White	1,666	1,524	0	0	0	480	79
Black	119	104	0	0	0	53	5
Native American	95	87	0	0	0	33	3
Hispanic	114	97	0	0	0	42	13
Asian	5	5	0	0	0	1	0
Presenting Problem/Diagnosis							
Alcohol Abuse	87	81	0	0	0	12	3
Developmental Disorder	130	108	0	0	0	69	12
Mood Disorder	730	688	0	0	0	198	11
Non Alcohol/Drug Related Organic	19	17	0	0	0	8	0
Other Non-Psychotic	475	429	0	0	0	149	26
Other Psychotic	76	76	0	0	0	27	0
Personality Disorder	19	18	0	0	0	7	0
Schizophrenia	169	164	0	0	0	72	2
Social Conditions	240	188	0	0	0	55	43
Substance Related	48	45	0	0	0	10	2
Deferred/No Diagnosis	6	3	0	0	0	2	1
County of Residence							
Alfalfa	7	7	0	0	0	1	0
Atoka	1	1	0	0	0	0	0
Beckham	512	462	0	0	0	150	22
Blaine	225	198	0	0	0	85	16
Caddo	39	35	0	0	0	11	0
Canadian	2	2	0	0	0	0	0
Custer	592	538	0	0	0	170	36
Dewey	34	33	0	0	0	11	0
Ellis	2	2	0	0	0	0	0
Garfield	1	1	0	0	0	0	0
Garvin	1	1	0	0	0	0	0
Greer	114	113	0	0	0	37	3
Harmon	1	1	0	0	0	1	0
Harper	2	2	0	0	0	1	1

Notes: The same client may be counted in more than one category, e.g., clients can receive services under more than one contract source, in more than one "County of Residence," or may have multiple "Other Indicators." Please see Definition page for other considerations.

Oklahoma Department of Mental Health and Substance Abuse Services
Counts of Admitted Clients Served by Funding Source for Each Agency During FY1996
RED ROCK WEST

	Funding Source						
	Total	Mental Health	Substance Abuse	Domestic Violence	Residential Care	Medicaid	Other
Jackson	4	4	0	0	0	0	0
Kiowa	224	207	0	0	0	72	6
Murray	1	1	0	0	0	1	0
Oklahoma	2	2	0	0	0	0	0
Payne	1	1	0	0	0	0	0
Roger Mills	26	22	0	0	0	6	1
Tulsa	1	1	0	0	0	0	0
Washita	194	170	0	0	0	62	15
Out of State/Unknown	13	13	0	0	0	1	0
Other Indicators							
Deaf and Hearing Impaired	15	15	0	0	0	4	0
Dual Diagnosis	201	198	0	0	0	47	5
Homeless	17	17	0	0	0	1	0
SED (6-17)	277	252	0	0	0	136	35
SMI (If ever)	1,006	958	0	0	0	320	10

Notes: The same client may be counted in more than one category, e.g., clients can receive services under more than one contract source, in more than one "County of Residence," or may have multiple "Other Indicators." Please see Definition page for other considerations.

Oklahoma Department of Mental Health and Substance Abuse Services

Counts of Admitted Clients Served by Funding Source for Each Agency During FY1996

ROADBACK, INC.

	Total	Funding Source					
		Mental Health	Substance Abuse	Domestic Violence	Residential Care	Medicaid	Other
Total							
Unduplicated Count	353	0	353	0	0	0	0
Sex							
Female	98	0	98	0	0	0	0
Male	255	0	255	0	0	0	0
Age							
05-17	19	0	19	0	0	0	0
18-20	11	0	11	0	0	0	0
21-24	22	0	22	0	0	0	0
25-34	102	0	102	0	0	0	0
35-44	130	0	130	0	0	0	0
45-54	49	0	49	0	0	0	0
55-64	16	0	16	0	0	0	0
65-74	4	0	4	0	0	0	0
Race							
White	213	0	213	0	0	0	0
Black	66	0	66	0	0	0	0
Native American	67	0	67	0	0	0	0
Hispanic	6	0	6	0	0	0	0
Asian	1	0	1	0	0	0	0
Presenting Problem/Diagnosis							
Alcohol Abuse	233	0	233	0	0	0	0
Substance Related	119	0	119	0	0	0	0
Deferred/No Diagnosis	1	0	1	0	0	0	0
County of Residence							
Atoka	1	0	1	0	0	0	0
Beckham	4	0	4	0	0	0	0
Caddo	9	0	9	0	0	0	0
Canadian	1	0	1	0	0	0	0
Carter	2	0	2	0	0	0	0
Cherokee	1	0	1	0	0	0	0
Choctaw	1	0	1	0	0	0	0
Cleveland	1	0	1	0	0	0	0
Coal	1	0	1	0	0	0	0
Comanche	228	0	228	0	0	0	0
Cotton	1	0	1	0	0	0	0
Custer	2	0	2	0	0	0	0
Garfield	2	0	2	0	0	0	0
Garvin	2	0	2	0	0	0	0
Grady	5	0	5	0	0	0	0
Greer	3	0	3	0	0	0	0
Jackson	21	0	21	0	0	0	0
Johnston	1	0	1	0	0	0	0
Kay	2	0	2	0	0	0	0
Kiowa	4	0	4	0	0	0	0
LeFlore	1	0	1	0	0	0	0
Logan	2	0	2	0	0	0	0
Love	1	0	1	0	0	0	0
Mayes	1	0	1	0	0	0	0
Noble	1	0	1	0	0	0	0

Notes: The same client may be counted in more than one category, e.g., clients can receive services under more than one contract source, in more than one "County of Residence," or may have multiple "Other Indicators." Please see Definition page for other considerations.

Oklahoma Department of Mental Health and Substance Abuse Services
Counts of Admitted Clients Served by Funding Source for Each Agency During FY1996
ROADBACK, INC.

	Total	Funding Source					
		Mental Health	Substance Abuse	Domestic Violence	Residential Care	Medicaid	Other
Oklahoma	25	0	25	0	0	0	0
Payne	1	0	1	0	0	0	0
Roger Mills	1	0	1	0	0	0	0
Sequoyah	1	0	1	0	0	0	0
Stephens	14	0	14	0	0	0	0
Texas	1	0	1	0	0	0	0
Tillman	1	0	1	0	0	0	0
Tulsa	1	0	1	0	0	0	0
Washita	2	0	2	0	0	0	0
Woodward	1	0	1	0	0	0	0
Out of State/Unknown	7	0	7	0	0	0	0
Other Indicators							
Homeless	88	0	88	0	0	0	0
SMI (If ever)	72	0	72	0	0	0	0

Notes: The same client may be counted in more than one category, e.g., clients can receive services under more than one contract source, in more than one "County of Residence," or may have multiple "Other Indicators." Please see Definition page for other considerations.

Oklahoma Department of Mental Health and Substance Abuse Services
Counts of Admitted Clients Served by Funding Source for Each Agency During FY1996
ROGERS COUNTY DRUG ABUSE PROGRAM, INC.

	Total	Funding Source					
		Mental Health	Substance Abuse	Domestic Violence	Residential Care	Medicaid	Other
Total							
Unduplicated Count	201	0	198	0	0	7	13
Sex							
Female	84	0	83	0	0	4	5
Male	117	0	115	0	0	3	8
Age							
05-17	27	0	25	0	0	4	3
18-20	13	0	13	0	0	0	0
21-24	24	0	24	0	0	1	0
25-34	63	0	62	0	0	1	3
35-44	52	0	52	0	0	1	4
45-54	16	0	16	0	0	0	1
55-64	5	0	5	0	0	0	1
65-74	1	0	1	0	0	0	1
Race							
White	147	0	145	0	0	2	11
Black	6	0	5	0	0	3	0
Native American	48	0	48	0	0	2	2
Presenting Problem/Diagnosis							
Alcohol Abuse	45	0	45	0	0	2	1
Mood Disorder	3	0	3	0	0	1	1
Social Conditions	62	0	60	0	0	3	4
Substance Related	88	0	87	0	0	1	6
Deferred/No Diagnosis	3	0	3	0	0	0	1
County of Residence							
Mayes	4	0	3	0	0	0	1
Nowata	2	0	2	0	0	0	0
Payne	1	0	1	0	0	0	0
Rogers	185	0	183	0	0	5	11
Tulsa	6	0	6	0	0	0	1
Wagoner	3	0	3	0	0	2	0
Other Indicators							
Homeless	5	0	5	0	0	0	0
SMI (If ever)	24	0	24	0	0	1	1

Notes: The same client may be counted in more than one category, e.g., clients can receive services under more than one contract source, in more than one "County of Residence," or may have multiple "Other Indicators." Please see Definition page for other considerations.

Oklahoma Department of Mental Health and Substance Abuse Services

Counts of Admitted Clients Served by Funding Source for Each Agency During FY1996

S.O.S. FOR FAMILIES

	Total	Funding Source					
		Mental Health	Substance Abuse	Domestic Violence	Residential Care	Medicaid	Other
Total							
Unduplicated Count	449	0	0	449	0	0	0
Sex							
Female	314	0	0	314	0	0	0
Male	135	0	0	135	0	0	0
Age							
0-04	36	0	0	36	0	0	0
05-17	81	0	0	81	0	0	0
18-20	29	0	0	29	0	0	0
21-24	43	0	0	43	0	0	0
25-34	141	0	0	141	0	0	0
35-44	79	0	0	79	0	0	0
45-54	30	0	0	30	0	0	0
55-64	7	0	0	7	0	0	0
65-74	1	0	0	1	0	0	0
75-84	2	0	0	2	0	0	0
Race							
White	317	0	0	317	0	0	0
Black	47	0	0	47	0	0	0
Native American	78	0	0	78	0	0	0
Hispanic	7	0	0	7	0	0	0
Presenting Problem/Diagnosis							
Alcohol Abuse	5	0	0	5	0	0	0
Developmental Disorder	61	0	0	61	0	0	0
Mood Disorder	9	0	0	9	0	0	0
Social Conditions	366	0	0	366	0	0	0
Substance Related	6	0	0	6	0	0	0
Deferred/No Diagnosis	2	0	0	2	0	0	0
County of Residence							
Atoka	2	0	0	2	0	0	0
Choctaw	68	0	0	68	0	0	0
Coal	2	0	0	2	0	0	0
Greer	1	0	0	1	0	0	0
Hughes	2	0	0	2	0	0	0
Logan	1	0	0	1	0	0	0
McCurtain	297	0	0	297	0	0	0
Okmulgee	4	0	0	4	0	0	0
Pittsburgh	1	0	0	1	0	0	0
Pushmataha	60	0	0	60	0	0	0
Washington	1	0	0	1	0	0	0
Out of State/Unknown	10	0	0	10	0	0	0
Other Indicators							
Deaf and Hearing Impaired	2	0	0	2	0	0	0
Homeless	67	0	0	67	0	0	0
SMI (If ever)	23	0	0	23	0	0	0

Notes: The same client may be counted in more than one category, e.g., clients can receive services under more than one contract source, in more than one "County of Residence," or may have multiple "Other Indicators." Please see Definition page for other considerations.

Oklahoma Department of Mental Health and Substance Abuse Services

Counts of Admitted Clients Served by Funding Source for Each Agency During FY1996

S.W. YOUTH & FAMILY SERVICES

	Total	Funding Source					
		Mental Health	Substance Abuse	Domestic Violence	Residential Care	Medicaid	Other
Total							
Unduplicated Count	236	0	216	0	0	42	0
Sex							
Female	129	0	119	0	0	24	0
Male	107	0	97	0	0	18	0
Age							
0-04	1	0	0	0	0	1	0
05-17	148	0	132	0	0	29	0
18-20	3	0	3	0	0	1	0
21-24	13	0	13	0	0	0	0
25-34	33	0	32	0	0	6	0
35-44	27	0	25	0	0	5	0
45-54	9	0	9	0	0	0	0
55-64	1	0	1	0	0	0	0
65-74	1	0	1	0	0	0	0
Race							
White	192	0	175	0	0	36	0
Black	15	0	14	0	0	2	0
Native American	21	0	21	0	0	2	0
Hispanic	5	0	3	0	0	2	0
Asian	3	0	3	0	0	0	0
Presenting Problem/Diagnosis							
Alcohol Abuse	19	0	18	0	0	1	0
Social Conditions	179	0	162	0	0	35	0
Substance Related	38	0	36	0	0	6	0
County of Residence							
Caddo	27	0	25	0	0	7	0
Canadian	1	0	1	0	0	0	0
Cleveland	4	0	4	0	0	0	0
Comanche	1	0	1	0	0	0	0
Garvin	3	0	3	0	0	0	0
Grady	196	0	179	0	0	34	0
Oklahoma	1	0	1	0	0	0	0
Stephens	3	0	2	0	0	1	0
Other Indicators							
Deaf and Hearing Impaired	1	0	0	0	0	1	0
Homeless	1	0	1	0	0	0	0
SMI (If ever)	16	0	14	0	0	5	0

Notes: The same client may be counted in more than one category, e.g., clients can receive services under more than one contract source, in more than one "County of Residence," or may have multiple "Other Indicators." Please see Definition page for other considerations.

Oklahoma Department of Mental Health and Substance Abuse Services
Counts of Admitted Clients Served by Funding Source for Each Agency During FY1996
SANTE FE RESIDENTIAL CARE

		Funding Source						
		Total	Mental Health	Substance Abuse	Domestic Violence	Residential Care	Medicaid	Other
Total	Unduplicated Count	28	0	0	0	28	0	0
Sex	Female	2	0	0	0	2	0	0
	Male	26	0	0	0	26	0	0
Age	21-24	2	0	0	0	2	0	0
	25-34	3	0	0	0	3	0	0
	35-44	6	0	0	0	6	0	0
	45-54	7	0	0	0	7	0	0
	55-64	6	0	0	0	6	0	0
	65-74	3	0	0	0	3	0	0
	75-84	1	0	0	0	1	0	0
Race	White	26	0	0	0	26	0	0
	Native American	2	0	0	0	2	0	0
Presenting Problem/Diagnosis	Developmental Disorder	3	0	0	0	3	0	0
	Mood Disorder	1	0	0	0	1	0	0
	Other Psychotic	20	0	0	0	20	0	0
	Social Conditions	4	0	0	0	4	0	0
County of Residence	Craig	28	0	0	0	28	0	0
Other Indicators	Homeless	1	0	0	0	1	0	0
	SMI (If ever)	28	0	0	0	28	0	0

Notes: The same client may be counted in more than one category, e.g., clients can receive services under more than one contract source, in more than one "County of Residence," or may have multiple "Other Indicators." Please see Definition page for other considerations.

Oklahoma Department of Mental Health and Substance Abuse Services

Counts of Admitted Clients Served by Funding Source for Each Agency During FY1996

SECOND CHANCE CDU

	Total	Funding Source					
		Mental Health	Substance Abuse	Domestic Violence	Residential Care	Medicaid	Other
Total							
Unduplicated Count	64	1	64	0	0	0	0
Sex							
Female	26	1	26	0	0	0	0
Male	38	0	38	0	0	0	0
Age							
05-17	63	1	63	0	0	0	0
18-20	1	0	1	0	0	0	0
Race							
White	51	1	51	0	0	0	0
Black	2	0	2	0	0	0	0
Native American	9	0	9	0	0	0	0
Hispanic	2	0	2	0	0	0	0
Presenting Problem/Diagnosis							
Alcohol Abuse	1	0	1	0	0	0	0
Substance Related	63	1	63	0	0	0	0
County of Residence							
Caddo	1	0	1	0	0	0	0
Canadian	5	0	5	0	0	0	0
Carter	1	0	1	0	0	0	0
Cherokee	1	0	1	0	0	0	0
Choctaw	1	0	1	0	0	0	0
Cleveland	6	0	6	0	0	0	0
Creek	1	0	1	0	0	0	0
Garfield	1	0	1	0	0	0	0
Hughes	2	0	2	0	0	0	0
Jackson	1	0	1	0	0	0	0
LeFlore	1	0	1	0	0	0	0
Logan	2	0	2	0	0	0	0
McCurtain	1	0	1	0	0	0	0
Muskogee	3	0	3	0	0	0	0
Noble	2	0	2	0	0	0	0
Okfuskee	2	0	2	0	0	0	0
Oklahoma	18	0	18	0	0	0	0
Payne	2	0	2	0	0	0	0
Pittsburgh	2	0	2	0	0	0	0
Pontotoc	1	0	1	0	0	0	0
Pottawatomie	5	0	5	0	0	0	0
Tulsa	3	1	3	0	0	0	0
Washington	2	0	2	0	0	0	0
Other Indicators							
Deaf and Hearing Impaired	1	0	1	0	0	0	0
SED (6-17)	6	0	6	0	0	0	0
SMI (If ever)	6	0	6	0	0	0	0

Notes: The same client may be counted in more than one category, e.g., clients can receive services under more than one contract source, in more than one "County of Residence," or may have multiple "Other Indicators." Please see Definition page for other considerations.

Oklahoma Department of Mental Health and Substance Abuse Services

Counts of Admitted Clients Served by Funding Source for Each Agency During FY1996

SOAARR, INC.

	Total	Funding Source					Other
		Mental Health	Substance Abuse	Domestic Violence	Residential Care	Medicaid	
Total							
Unduplicated Count	96	0	86	0	0	0	17
Sex							
Female	29	0	27	0	0	0	3
Male	67	0	59	0	0	0	14
Age							
05-17	92	0	82	0	0	0	16
18-20	4	0	4	0	0	0	1
Race							
White	68	0	64	0	0	0	8
Black	3	0	3	0	0	0	0
Native American	19	0	14	0	0	0	7
Hispanic	6	0	5	0	0	0	2
Presenting Problem/Diagnosis							
Alcohol Abuse	6	0	4	0	0	0	2
Substance Related	90	0	82	0	0	0	15
County of Residence							
Beaver	1	0	0	0	0	0	1
Beckham	3	0	3	0	0	0	0
Blaine	1	0	0	0	0	0	1
Bryan	1	0	1	0	0	0	0
Caddo	3	0	3	0	0	0	2
Canadian	4	0	4	0	0	0	0
Carter	1	0	0	0	0	0	1
Choctaw	1	0	1	0	0	0	0
Cleveland	7	0	5	0	0	0	3
Coal	1	0	1	0	0	0	0
Comanche	7	0	7	0	0	0	0
Cotton	1	0	0	0	0	0	1
Creek	1	0	1	0	0	0	0
Custer	4	0	3	0	0	0	1
Garfield	7	0	6	0	0	0	3
Garvin	1	0	1	0	0	0	0
Grady	2	0	2	0	0	0	0
Harper	1	0	1	0	0	0	1
Jackson	3	0	2	0	0	0	1
Kiowa	1	0	1	0	0	0	0
Lincoln	1	0	1	0	0	0	0
Logan	1	0	1	0	0	0	0
Muskogee	2	0	2	0	0	0	0
Oklahoma	11	0	10	0	0	0	2
Okmulgee	1	0	1	0	0	0	0
Osage	1	0	1	0	0	0	0
Payne	2	0	2	0	0	0	0
Pushmataha	1	0	1	0	0	0	0
Rogers	1	0	1	0	0	0	0
Stephens	2	0	2	0	0	0	0
Tillman	1	0	1	0	0	0	0
Tulsa	17	0	17	0	0	0	0
Washington	1	0	1	0	0	0	0

Notes: The same client may be counted in more than one category, e.g., clients can receive services under more than one contract source, in more than one "County of Residence," or may have multiple "Other Indicators." Please see Definition page for other considerations.

Oklahoma Department of Mental Health and Substance Abuse Services
Counts of Admitted Clients Served by Funding Source for Each Agency During FY1996
SOAARR, INC.

	Funding Source						
	Total	Mental Health	Substance Abuse	Domestic Violence	Residential Care	Medicaid	Other
Washita	1	0	1	0	0	0	0
Woodward	1	0	1	0	0	0	0
Out of State/Unknown	1	0	1	0	0	0	0
Other Indicators							
SED (6-17)	92	0	82	0	0	0	16
SMI (If ever)	8	0	8	0	0	0	0

Notes: The same client may be counted in more than one category, e.g., clients can receive services under more than one contract source, in more than one "County of Residence," or may have multiple "Other Indicators." Please see Definition page for other considerations.

Oklahoma Department of Mental Health and Substance Abuse Services

Counts of Admitted Clients Served by Funding Source for Each Agency During FY1996

SOUTHWEST RETIREMENT HOME, INC

	Total	Funding Source					
		Mental Health	Substance Abuse	Domestic Violence	Residential Care	Medicaid	Other
Total							
Unduplicated Count	57	15	0	0	48	0	0
Sex							
Female	31	4	0	0	29	0	0
Male	26	11	0	0	19	0	0
Age							
18-20	1	0	0	0	1	0	0
25-34	4	3	0	0	2	0	0
35-44	17	7	0	0	14	0	0
45-54	13	4	0	0	9	0	0
55-64	7	0	0	0	7	0	0
65-74	12	1	0	0	12	0	0
75-84	2	0	0	0	2	0	0
85+	1	0	0	0	1	0	0
Race							
White	43	13	0	0	35	0	0
Black	8	2	0	0	7	0	0
Native American	3	0	0	0	3	0	0
Hispanic	3	0	0	0	3	0	0
Presenting Problem/Diagnosis							
Developmental Disorder	15	3	0	0	13	0	0
Mood Disorder	4	0	0	0	4	0	0
Other Psychotic	1	0	0	0	1	0	0
Social Conditions	28	10	0	0	21	0	0
Substance Related	1	1	0	0	1	0	0
Deferred/No Diagnosis	8	1	0	0	8	0	0
County of Residence							
Cimarron	1	0	0	0	1	0	0
Comanche	49	15	0	0	40	0	0
Jackson	2	0	0	0	2	0	0
Pawnee	1	0	0	0	1	0	0
Stephens	1	0	0	0	1	0	0
Tillman	1	0	0	0	1	0	0
Out of State/Unknown	2	0	0	0	2	0	0
Other Indicators							
SMI (If ever)	49	13	0	0	41	0	0

Notes: The same client may be counted in more than one category, e.g., clients can receive services under more than one contract source, in more than one "County of Residence," or may have multiple "Other Indicators." Please see Definition page for other considerations.

Oklahoma Department of Mental Health and Substance Abuse Services

Counts of Admitted Clients Served by Funding Source for Each Agency During FY1996

STAR MENTAL HEALTH

	Total	Funding Source					
		Mental Health	Substance Abuse	Domestic Violence	Residential Care	Medicaid	Other
Total							
Unduplicated Count	937	886	0	0	0	271	1
Sex							
Female	562	519	0	0	0	183	0
Male	375	367	0	0	0	88	1
Age							
0-04	4	4	0	0	0	1	1
05-17	189	175	0	0	0	70	0
18-20	26	22	0	0	0	5	0
21-24	63	58	0	0	0	14	0
25-34	195	178	0	0	0	47	0
35-44	223	214	0	0	0	57	0
45-54	132	130	0	0	0	45	0
55-64	72	72	0	0	0	25	0
65-74	27	27	0	0	0	6	0
75-84	5	5	0	0	0	1	0
85+	1	1	0	0	0	0	0
Race							
White	610	586	0	0	0	146	0
Black	246	225	0	0	0	95	0
Native American	53	49	0	0	0	18	1
Hispanic	25	24	0	0	0	11	0
Asian	3	2	0	0	0	1	0
Presenting Problem/Diagnosis							
Alcohol Abuse	22	18	0	0	0	5	0
Developmental Disorder	50	45	0	0	0	15	1
Mood Disorder	315	300	0	0	0	71	0
Non Alcohol/Drug Related Organic	15	15	0	0	0	7	0
Other Non-Psychotic	150	139	0	0	0	38	0
Other Psychotic	70	67	0	0	0	18	0
Personality Disorder	15	15	0	0	0	6	0
Schizophrenia	176	173	0	0	0	82	0
Social Conditions	105	97	0	0	0	26	0
Substance Related	18	16	0	0	0	3	0
Deferred/No Diagnosis	1	1	0	0	0	0	0
County of Residence							
Grady	1	1	0	0	0	0	0
Muskogee	1	1	0	0	0	0	0
Noble	4	4	0	0	0	1	0
Osage	41	40	0	0	0	9	0
Rogers	5	5	0	0	0	4	0
Tulsa	883	834	0	0	0	256	1
Wagoner	1	0	0	0	0	1	0
Washita	1	1	0	0	0	0	0
Other Indicators							
Deaf and Hearing Impaired	5	5	0	0	0	3	0
Dual Diagnosis	120	116	0	0	0	36	0
Homeless	14	14	0	0	0	0	0
SED (6-17)	127	120	0	0	0	52	0
SMI (If ever)	571	552	0	0	0	185	0

Notes: The same client may be counted in more than one category, e.g., clients can receive services under more than one contract source, in more than one "County of Residence," or may have multiple "Other Indicators." Please see Definition page for other considerations.

Oklahoma Department of Mental Health and Substance Abuse Services

Counts of Admitted Clients Served by Funding Source for Each Agency During FY1996

STARTING POINT II, INC.

	Total	Funding Source					
		Mental Health	Substance Abuse	Domestic Violence	Residential Care	Medicaid	Other
Total							
Unduplicated Count	534	0	534	0	0	0	0
Sex							
Female	115	0	115	0	0	0	0
Male	419	0	419	0	0	0	0
Age							
05-17	5	0	5	0	0	0	0
18-20	54	0	54	0	0	0	0
21-24	90	0	90	0	0	0	0
25-34	179	0	179	0	0	0	0
35-44	148	0	148	0	0	0	0
45-54	44	0	44	0	0	0	0
55-64	12	0	12	0	0	0	0
65-74	2	0	2	0	0	0	0
Race							
White	370	0	370	0	0	0	0
Black	25	0	25	0	0	0	0
Native American	120	0	120	0	0	0	0
Hispanic	17	0	17	0	0	0	0
Asian	2	0	2	0	0	0	0
Presenting Problem/Diagnosis							
Alcohol Abuse	307	0	307	0	0	0	0
Social Conditions	2	0	2	0	0	0	0
Substance Related	224	0	224	0	0	0	0
Deferred/No Diagnosis	1	0	1	0	0	0	0
County of Residence							
Adair	1	0	1	0	0	0	0
Blaine	1	0	1	0	0	0	0
Bryan	2	0	2	0	0	0	0
Caddo	1	0	1	0	0	0	0
Canadian	2	0	2	0	0	0	0
Carter	1	0	1	0	0	0	0
Cherokee	4	0	4	0	0	0	0
Choctaw	7	0	7	0	0	0	0
Cleveland	4	0	4	0	0	0	0
Comanche	1	0	1	0	0	0	0
Craig	1	0	1	0	0	0	0
Creek	11	0	11	0	0	0	0
Custer	1	0	1	0	0	0	0
Delaware	1	0	1	0	0	0	0
Dewey	1	0	1	0	0	0	0
Garfield	30	0	30	0	0	0	0
Garvin	1	0	1	0	0	0	0
Grady	1	0	1	0	0	0	0
Haskell	2	0	2	0	0	0	0
Hughes	1	0	1	0	0	0	0
Jackson	1	0	1	0	0	0	0
Kay	45	0	45	0	0	0	0
Latimer	1	0	1	0	0	0	0
Lincoln	6	0	6	0	0	0	0

Notes: The same client may be counted in more than one category, e.g., clients can receive services under more than one contract source, in more than one "County of Residence," or may have multiple "Other Indicators." Please see Definition page for other considerations.

Oklahoma Department of Mental Health and Substance Abuse Services
Counts of Admitted Clients Served by Funding Source for Each Agency During FY1996
STARTING POINT II, INC.

	Funding Source						
	Total	Mental Health	Substance Abuse	Domestic Violence	Residential Care	Medicaid	Other
Logan	10	0	10	0	0	0	0
Mayes	1	0	1	0	0	0	0
McClain	1	0	1	0	0	0	0
McCurtain	8	0	8	0	0	0	0
McIntosh	1	0	1	0	0	0	0
Muskogee	5	0	5	0	0	0	0
Noble	16	0	16	0	0	0	0
Nowata	2	0	2	0	0	0	0
Okfuskee	1	0	1	0	0	0	0
Oklahoma	20	0	20	0	0	0	0
Okmulgee	1	0	1	0	0	0	0
Osage	16	0	16	0	0	0	0
Pawnee	7	0	7	0	0	0	0
Payne	245	0	245	0	0	0	0
Pottawatomie	2	0	2	0	0	0	0
Pushmataha	2	0	2	0	0	0	0
Rogers	3	0	3	0	0	0	0
Seminole	10	0	10	0	0	0	0
Sequoyah	1	0	1	0	0	0	0
Stephens	2	0	2	0	0	0	0
Texas	1	0	1	0	0	0	0
Tulsa	23	0	23	0	0	0	0
Wagoner	4	0	4	0	0	0	0
Washington	16	0	16	0	0	0	0
Woodward	1	0	1	0	0	0	0
Out of State/Unknown	8	0	8	0	0	0	0
Other Indicators							
Deaf and Hearing Impaired	1	0	1	0	0	0	0
Homeless	66	0	66	0	0	0	0
SMI (If ever)	94	0	94	0	0	0	0

Notes: The same client may be counted in more than one category, e.g., clients can receive services under more than one contract source, in more than one "County of Residence," or may have multiple "Other Indicators." Please see Definition page for other considerations.

Oklahoma Department of Mental Health and Substance Abuse Services

Counts of Admitted Clients Served by Funding Source for Each Agency During FY1996

STILLWATER DOMESTIC VIOLENCE SERVICE INC.

	Total	Funding Source					
		Mental Health	Substance Abuse	Domestic Violence	Residential Care	Medicaid	Other
Total							
Unduplicated Count	381	0	0	373	0	0	32
Sex							
Female	240	0	0	234	0	0	20
Male	141	0	0	139	0	0	12
Age							
0-04	90	0	0	90	0	0	3
05-17	108	0	0	107	0	0	3
18-20	17	0	0	16	0	0	2
21-24	44	0	0	40	0	0	8
25-34	68	0	0	67	0	0	9
35-44	38	0	0	37	0	0	4
45-54	12	0	0	12	0	0	3
55-64	3	0	0	3	0	0	0
65-74	1	0	0	1	0	0	0
Race							
White	284	0	0	277	0	0	26
Black	57	0	0	56	0	0	4
Native American	28	0	0	28	0	0	2
Hispanic	12	0	0	12	0	0	0
Presenting Problem/Diagnosis							
Alcohol Abuse	1	0	0	0	0	0	1
Developmental Disorder	9	0	0	7	0	0	4
Mood Disorder	3	0	0	2	0	0	1
Social Conditions	280	0	0	276	0	0	24
Deferred/No Diagnosis	88	0	0	88	0	0	2
County of Residence							
Cherokee	4	0	0	4	0	0	0
Cleveland	1	0	0	1	0	0	0
Creek	5	0	0	5	0	0	0
Kay	5	0	0	5	0	0	0
Lincoln	6	0	0	6	0	0	0
Logan	6	0	0	6	0	0	0
Noble	4	0	0	4	0	0	1
Oklahoma	29	0	0	29	0	0	0
Osage	1	0	0	1	0	0	0
Pawnee	21	0	0	20	0	0	2
Payne	277	0	0	270	0	0	28
Pontotoc	3	0	0	3	0	0	0
Rogers	1	0	0	1	0	0	0
Seminole	4	0	0	4	0	0	0
Tulsa	1	0	0	1	0	0	0
Out of State/Unknown	13	0	0	13	0	0	1
Other Indicators							
Deaf and Hearing Impaired	1	0	0	1	0	0	0
Homeless	53	0	0	52	0	0	2
SED (6-17)	3	0	0	3	0	0	0
SMI (If ever)	30	0	0	28	0	0	6

Notes: The same client may be counted in more than one category, e.g., clients can receive services under more than one contract source, in more than one "County of Residence," or may have multiple "Other Indicators." Please see Definition page for other considerations.

Oklahoma Department of Mental Health and Substance Abuse Services
Counts of Admitted Clients Served by Funding Source for Each Agency During FY1996
STREET SCHOOL, INC.

		Funding Source						
		Total	Mental Health	Substance Abuse	Domestic Violence	Residential Care	Medicaid	Other
Total	Unduplicated Count	35	0	35	0	0	0	0
Sex	Female	16	0	16	0	0	0	0
	Male	19	0	19	0	0	0	0
Age	05-17	31	0	31	0	0	0	0
	18-20	4	0	4	0	0	0	0
Race	White	24	0	24	0	0	0	0
	Black	5	0	5	0	0	0	0
	Native American	6	0	6	0	0	0	0
Presenting Problem/Diagnosis	Alcohol Abuse	12	0	12	0	0	0	0
	Substance Related	20	0	20	0	0	0	0
	Deferred/No Diagnosis	3	0	3	0	0	0	0
County of Residence	Tulsa	35	0	35	0	0	0	0
Other Indicators	SMI (If ever)	2	0	2	0	0	0	0

Notes: The same client may be counted in more than one category, e.g., clients can receive services under more than one contract source, in more than one "County of Residence," or may have multiple "Other Indicators." Please see Definition page for other considerations.

Oklahoma Department of Mental Health and Substance Abuse Services

Counts of Admitted Clients Served by Funding Source for Each Agency During FY1996

SUGAR MOUNTAIN RETREAT

	Total	Funding Source					
		Mental Health	Substance Abuse	Domestic Violence	Residential Care	Medicaid	Other
Total							
Unduplicated Count	90	0	0	0	90	0	0
Sex							
Female	33	0	0	0	33	0	0
Male	57	0	0	0	57	0	0
Age							
05-17	1	0	0	0	1	0	0
18-20	3	0	0	0	3	0	0
21-24	4	0	0	0	4	0	0
25-34	28	0	0	0	28	0	0
35-44	32	0	0	0	32	0	0
45-54	14	0	0	0	14	0	0
55-64	8	0	0	0	8	0	0
Race							
White	63	0	0	0	63	0	0
Black	6	0	0	0	6	0	0
Native American	18	0	0	0	18	0	0
Hispanic	3	0	0	0	3	0	0
Presenting Problem/Diagnosis							
Developmental Disorder	1	0	0	0	1	0	0
Mood Disorder	7	0	0	0	7	0	0
Other Psychotic	79	0	0	0	79	0	0
Social Conditions	1	0	0	0	1	0	0
Deferred/No Diagnosis	2	0	0	0	2	0	0
County of Residence							
Cherokee	89	0	0	0	89	0	0
LeFlore	1	0	0	0	1	0	0
Other Indicators							
Homeless	1	0	0	0	1	0	0
SMI (If ever)	89	0	0	0	89	0	0

Notes: The same client may be counted in more than one category, e.g., clients can receive services under more than one contract source, in more than one "County of Residence," or may have multiple "Other Indicators." Please see Definition page for other considerations.

Oklahoma Department of Mental Health and Substance Abuse Services

Counts of Admitted Clients Served by Funding Source for Each Agency During FY1996

SUNNY ACRES BOARDING MANOR, INC.

		Funding Source						
		Total	Mental Health	Substance Abuse	Domestic Violence	Residential Care	Medicaid	Other
Total	Unduplicated Count	48	0	0	0	48	0	0
Sex	Female	21	0	0	0	21	0	0
	Male	27	0	0	0	27	0	0
Age	21-24	2	0	0	0	2	0	0
	25-34	5	0	0	0	5	0	0
	35-44	9	0	0	0	9	0	0
	45-54	10	0	0	0	10	0	0
	55-64	12	0	0	0	12	0	0
	65-74	9	0	0	0	9	0	0
	75-84	1	0	0	0	1	0	0
Race	White	32	0	0	0	32	0	0
	Black	6	0	0	0	6	0	0
	Native American	7	0	0	0	7	0	0
	Hispanic	3	0	0	0	3	0	0
Presenting Problem/Diagnosis	Alcohol Abuse	3	0	0	0	3	0	0
	Developmental Disorder	3	0	0	0	3	0	0
	Mood Disorder	12	0	0	0	12	0	0
	Other Psychotic	17	0	0	0	17	0	0
	Social Conditions	12	0	0	0	12	0	0
	Deferred/No Diagnosis	1	0	0	0	1	0	0
County of Residence	Dewey	6	0	0	0	6	0	0
	Tulsa	42	0	0	0	42	0	0
Other Indicators	Deaf and Hearing Impaired	1	0	0	0	1	0	0
	SMI (If ever)	48	0	0	0	48	0	0

Notes: The same client may be counted in more than one category, e.g., clients can receive services under more than one contract source, in more than one "County of Residence," or may have multiple "Other Indicators." Please see Definition page for other considerations.

Oklahoma Department of Mental Health and Substance Abuse Services

Counts of Admitted Clients Served by Funding Source for Each Agency During FY1996

SUNNY ACRES RESIDENTIAL CARE

	Total	Funding Source					
		Mental Health	Substance Abuse	Domestic Violence	Residential Care	Medicaid	Other
Total							
Unduplicated Count	48	0	0	0	48	0	0
Sex							
Female	10	0	0	0	10	0	0
Male	38	0	0	0	38	0	0
Age							
18-20	1	0	0	0	1	0	0
21-24	2	0	0	0	2	0	0
25-34	9	0	0	0	9	0	0
35-44	21	0	0	0	21	0	0
45-54	10	0	0	0	10	0	0
55-64	3	0	0	0	3	0	0
65-74	1	0	0	0	1	0	0
75-84	1	0	0	0	1	0	0
Race							
White	34	0	0	0	34	0	0
Black	8	0	0	0	8	0	0
Native American	6	0	0	0	6	0	0
Presenting Problem/Diagnosis							
Developmental Disorder	12	0	0	0	12	0	0
Mood Disorder	10	0	0	0	10	0	0
Other Psychotic	17	0	0	0	17	0	0
Social Conditions	6	0	0	0	6	0	0
Deferred/No Diagnosis	3	0	0	0	3	0	0
County of Residence							
Mayes	48	0	0	0	48	0	0
Other Indicators							
SMI (If ever)	48	0	0	0	48	0	0

Notes: The same client may be counted in more than one category, e.g., clients can receive services under more than one contract source, in more than one "County of Residence," or may have multiple "Other Indicators." Please see Definition page for other considerations.

Oklahoma Department of Mental Health and Substance Abuse Services

Counts of Admitted Clients Served by Funding Source for Each Agency During FY1996

THE NEXT STEP NETWORK, INC.

	Total	Funding Source					
		Mental Health	Substance Abuse	Domestic Violence	Residential Care	Medicaid	Other
Total							
Unduplicated Count	234	0	234	0	0	0	0
Sex							
Female	60	0	60	0	0	0	0
Male	174	0	174	0	0	0	0
Age							
18-20	23	0	23	0	0	0	0
21-24	34	0	34	0	0	0	0
25-34	91	0	91	0	0	0	0
35-44	62	0	62	0	0	0	0
45-54	17	0	17	0	0	0	0
55-64	6	0	6	0	0	0	0
75-84	1	0	1	0	0	0	0
Race							
White	190	0	190	0	0	0	0
Black	6	0	6	0	0	0	0
Native American	12	0	12	0	0	0	0
Hispanic	25	0	25	0	0	0	0
Asian	1	0	1	0	0	0	0
Presenting Problem/Diagnosis							
Alcohol Abuse	140	0	140	0	0	0	0
Social Conditions	6	0	6	0	0	0	0
Substance Related	87	0	87	0	0	0	0
Deferred/No Diagnosis	1	0	1	0	0	0	0
County of Residence							
Alfalfa	1	0	1	0	0	0	0
Beaver	11	0	11	0	0	0	0
Beckham	38	0	38	0	0	0	0
Blaine	2	0	2	0	0	0	0
Canadian	1	0	1	0	0	0	0
Cimarron	10	0	10	0	0	0	0
Cleveland	1	0	1	0	0	0	0
Custer	7	0	7	0	0	0	0
Ellis	1	0	1	0	0	0	0
Garfield	3	0	3	0	0	0	0
Greer	1	0	1	0	0	0	0
Harmon	2	0	2	0	0	0	0
Harper	1	0	1	0	0	0	0
Jackson	5	0	5	0	0	0	0
Kay	2	0	2	0	0	0	0
Major	1	0	1	0	0	0	0
Marshall	1	0	1	0	0	0	0
Oklahoma	5	0	5	0	0	0	0
Osage	2	0	2	0	0	0	0
Payne	7	0	7	0	0	0	0
Pontotoc	1	0	1	0	0	0	0
Roger Mills	2	0	2	0	0	0	0
Texas	94	0	94	0	0	0	0
Tillman	1	0	1	0	0	0	0
Tulsa	2	0	2	0	0	0	0

Notes: The same client may be counted in more than one category, e.g., clients can receive services under more than one contract source, in more than one "County of Residence," or may have multiple "Other Indicators." Please see Definition page for other considerations.

Oklahoma Department of Mental Health and Substance Abuse Services
Counts of Admitted Clients Served by Funding Source for Each Agency During FY1996
THE NEXT STEP NETWORK, INC.

	Funding Source						
	Total	Mental Health	Substance Abuse	Domestic Violence	Residential Care	Medicaid	Other
Wagoner	1	0	1	0	0	0	0
Washington	1	0	1	0	0	0	0
Washita	1	0	1	0	0	0	0
Woods	2	0	2	0	0	0	0
Woodward	6	0	6	0	0	0	0
Out of State/Unknown	21	0	21	0	0	0	0
Other Indicators							
Homeless	23	0	23	0	0	0	0
SMI (If ever)	29	0	29	0	0	0	0

Notes: The same client may be counted in more than one category, e.g., clients can receive services under more than one contract source, in more than one "County of Residence," or may have multiple "Other Indicators." Please see Definition page for other considerations.

Oklahoma Department of Mental Health and Substance Abuse Services

Counts of Admitted Clients Served by Funding Source for Each Agency During FY1996

THE OAKS BEHAVIORAL HEALTH CENTER

	Total	Funding Source					
		Mental Health	Substance Abuse	Domestic Violence	Residential Care	Medicaid	Other
Total							
Unduplicated Count	1,361	0	1,318	0	0	273	23
Sex							
Female	592	0	562	0	0	203	10
Male	769	0	756	0	0	70	13
Age							
0-04	103	0	102	0	0	48	0
05-17	215	0	192	0	0	114	3
18-20	83	0	83	0	0	9	0
21-24	133	0	132	0	0	10	2
25-34	431	0	422	0	0	60	9
35-44	280	0	275	0	0	24	6
45-54	83	0	80	0	0	6	3
55-64	24	0	23	0	0	2	0
65-74	7	0	7	0	0	0	0
75-84	2	0	2	0	0	0	0
Race							
White	907	0	871	0	0	153	17
Black	190	0	189	0	0	54	2
Native American	236	0	230	0	0	57	4
Hispanic	24	0	24	0	0	6	0
Asian	4	0	4	0	0	3	0
Presenting Problem/Diagnosis							
Alcohol Abuse	438	0	427	0	0	39	8
Mood Disorder	3	0	3	0	0	0	0
Other Non-Psychotic	1	0	1	0	0	0	0
Personality Disorder	1	0	0	0	0	1	0
Social Conditions	463	0	437	0	0	176	5
Substance Related	455	0	450	0	0	57	10
County of Residence							
Adair	9	0	9	0	0	0	0
Atoka	120	0	114	0	0	22	3
Bryan	2	0	2	0	0	0	0
Caddo	6	0	6	0	0	6	0
Canadian	4	0	4	0	0	0	0
Carter	16	0	15	0	0	5	0
Cherokee	4	0	4	0	0	0	0
Choctaw	47	0	47	0	0	4	0
Cimarron	3	0	3	0	0	2	0
Cleveland	7	0	7	0	0	2	0
Coal	71	0	67	0	0	19	1
Comanche	7	0	7	0	0	4	0
Creek	1	0	1	0	0	0	0
Custer	2	0	2	0	0	2	0
Delaware	1	0	1	0	0	0	0
Garfield	3	0	3	0	0	3	0
Grady	1	0	1	0	0	0	0
Harper	1	0	1	0	0	0	0
Haskell	14	0	14	0	0	4	0
Hughes	25	0	25	0	0	0	0

Notes: The same client may be counted in more than one category, e.g., clients can receive services under more than one contract source, in more than one "County of Residence," or may have multiple "Other Indicators." Please see Definition page for other considerations.

Oklahoma Department of Mental Health and Substance Abuse Services

Counts of Admitted Clients Served by Funding Source for Each Agency During FY1996

THE OAKS BEHAVIORAL HEALTH CENTER

	Total	Funding Source					Other
		Mental Health	Substance Abuse	Domestic Violence	Residential Care	Medicaid	
Jackson	4	0	4	0	0	4	0
Jefferson	2	0	2	0	0	0	0
Johnston	77	0	75	0	0	20	1
Kiowa	1	0	1	0	0	0	0
Latimer	109	0	106	0	0	20	1
LeFlore	31	0	31	0	0	2	1
Lincoln	4	0	4	0	0	0	0
Logan	2	0	2	0	0	0	0
Love	5	0	5	0	0	2	0
Marshall	54	0	51	0	0	8	1
Mayes	1	0	1	0	0	0	0
McClain	2	0	2	0	0	1	0
McCurtain	14	0	14	0	0	0	0
McIntosh	117	0	109	0	0	33	1
Muskogee	41	0	41	0	0	19	0
Noble	6	0	6	0	0	1	0
Okfuskee	4	0	3	0	0	1	0
Oklahoma	43	0	43	0	0	18	0
Okmulgee	139	0	135	0	0	22	6
Osage	1	0	1	0	0	0	0
Payne	2	0	2	0	0	0	0
Pittsburgh	177	0	169	0	0	16	4
Pontotoc	16	0	16	0	0	2	0
Pottawatomie	5	0	5	0	0	0	0
Pushmataha	62	0	59	0	0	6	3
Rogers	14	0	14	0	0	7	0
Seminole	5	0	5	0	0	0	0
Stephens	1	0	1	0	0	0	0
Tillman	2	0	2	0	0	2	0
Tulsa	35	0	35	0	0	2	1
Wagoner	14	0	14	0	0	0	0
Washington	7	0	7	0	0	3	0
Out of State/Unknown	20	0	20	0	0	11	0
Other Indicators							
Deaf and Hearing Impaired	4	0	3	0	0	2	0
Dual Diagnosis	14	0	14	0	0	2	1
Homeless	21	0	21	0	0	1	0
SED (6-17)	1	0	1	0	0	1	0
SMI (If ever)	145	0	140	0	0	33	2

Notes: The same client may be counted in more than one category, e.g., clients can receive services under more than one contract source, in more than one "County of Residence," or may have multiple "Other Indicators." Please see Definition page for other considerations.

Oklahoma Department of Mental Health and Substance Abuse Services

Counts of Admitted Clients Served by Funding Source for Each Agency During FY1996

THE REFERRAL CENTER

	Total	Funding Source					
		Mental Health	Substance Abuse	Domestic Violence	Residential Care	Medicaid	Other
Total							
Unduplicated Count	812	0	812	0	0	0	0
Sex							
Female	242	0	242	0	0	0	0
Male	570	0	570	0	0	0	0
Age							
0-04	1	0	1	0	0	0	0
05-17	3	0	3	0	0	0	0
18-20	41	0	41	0	0	0	0
21-24	63	0	63	0	0	0	0
25-34	355	0	355	0	0	0	0
35-44	281	0	281	0	0	0	0
45-54	53	0	53	0	0	0	0
55-64	13	0	13	0	0	0	0
65-74	2	0	2	0	0	0	0
Race							
White	456	0	456	0	0	0	0
Black	303	0	303	0	0	0	0
Native American	40	0	40	0	0	0	0
Hispanic	11	0	11	0	0	0	0
Asian	2	0	2	0	0	0	0
Presenting Problem/Diagnosis							
Alcohol Abuse	351	0	351	0	0	0	0
Mood Disorder	3	0	3	0	0	0	0
Social Conditions	11	0	11	0	0	0	0
Substance Related	446	0	446	0	0	0	0
Deferred/No Diagnosis	1	0	1	0	0	0	0
County of Residence							
Beaver	1	0	1	0	0	0	0
Beckham	1	0	1	0	0	0	0
Caddo	1	0	1	0	0	0	0
Canadian	22	0	22	0	0	0	0
Carter	6	0	6	0	0	0	0
Cherokee	2	0	2	0	0	0	0
Cleveland	18	0	18	0	0	0	0
Coal	1	0	1	0	0	0	0
Comanche	1	0	1	0	0	0	0
Cotton	1	0	1	0	0	0	0
Custer	3	0	3	0	0	0	0
Dewey	1	0	1	0	0	0	0
Garfield	5	0	5	0	0	0	0
Garvin	3	0	3	0	0	0	0
Grady	21	0	21	0	0	0	0
Hughes	2	0	2	0	0	0	0
Jackson	3	0	3	0	0	0	0
Johnston	2	0	2	0	0	0	0
Kingfisher	2	0	2	0	0	0	0
Kiowa	1	0	1	0	0	0	0
LeFlore	2	0	2	0	0	0	0
Lincoln	4	0	4	0	0	0	0

Notes: The same client may be counted in more than one category, e.g., clients can receive services under more than one contract source, in more than one "County of Residence," or may have multiple "Other Indicators." Please see Definition page for other considerations.

Oklahoma Department of Mental Health and Substance Abuse Services
Counts of Admitted Clients Served by Funding Source for Each Agency During FY1996
THE REFERRAL CENTER

	Funding Source						
	Total	Mental Health	Substance Abuse	Domestic Violence	Residential Care	Medicaid	Other
Logan	8	0	8	0	0	0	0
Love	6	0	6	0	0	0	0
Marshall	3	0	3	0	0	0	0
McClain	2	0	2	0	0	0	0
McCurtain	2	0	2	0	0	0	0
Muskogee	1	0	1	0	0	0	0
Nowata	1	0	1	0	0	0	0
Oklahoma	659	0	659	0	0	0	0
Payne	1	0	1	0	0	0	0
Pittsburgh	1	0	1	0	0	0	0
Pontotoc	1	0	1	0	0	0	0
Pottawatomie	11	0	11	0	0	0	0
Seminole	1	0	1	0	0	0	0
Stephens	3	0	3	0	0	0	0
Tulsa	2	0	2	0	0	0	0
Washington	1	0	1	0	0	0	0
Washita	1	0	1	0	0	0	0
Out of State/Unknown	5	0	5	0	0	0	0
Other Indicators							
Homeless	121	0	121	0	0	0	0
SMI (If ever)	146	0	146	0	0	0	0

Notes: The same client may be counted in more than one category, e.g., clients can receive services under more than one contract source, in more than one "County of Residence," or may have multiple "Other Indicators." Please see Definition page for other considerations.

Oklahoma Department of Mental Health and Substance Abuse Services

Counts of Admitted Clients Served by Funding Source for Each Agency During FY1996

TRI-CITY SUBSTANCE ABUSE CTR

	Total	Funding Source					
		Mental Health	Substance Abuse	Domestic Violence	Residential Care	Medicaid	Other
Total							
Unduplicated Count	128	0	125	0	0	4	25
Sex							
Female	56	0	56	0	0	1	5
Male	72	0	69	0	0	3	20
Age							
05-17	15	0	13	0	0	1	7
18-20	5	0	5	0	0	0	1
21-24	9	0	9	0	0	0	1
25-34	35	0	35	0	0	1	3
35-44	46	0	45	0	0	2	9
45-54	13	0	13	0	0	0	3
55-64	3	0	3	0	0	0	0
65-74	2	0	2	0	0	0	1
Race							
White	102	0	100	0	0	4	20
Black	8	0	8	0	0	0	2
Native American	16	0	15	0	0	0	3
Hispanic	2	0	2	0	0	0	0
Presenting Problem/Diagnosis							
Alcohol Abuse	49	0	48	0	0	1	15
Social Conditions	32	0	32	0	0	0	2
Substance Related	47	0	45	0	0	3	8
County of Residence							
Coal	1	0	1	0	0	0	0
Garfield	1	0	1	0	0	0	0
Hughes	10	0	10	0	0	0	1
Lincoln	2	0	2	0	0	0	0
Murray	1	0	1	0	0	0	0
Okfuskee	2	0	2	0	0	0	0
Pontotoc	6	0	6	0	0	0	0
Pottawatomie	8	0	8	0	0	1	0
Seminole	97	0	94	0	0	3	24
Other Indicators							
Homeless	1	0	1	0	0	0	0
SED (6-17)	2	0	0	0	0	0	2
SMI (If ever)	13	0	12	0	0	1	3

Notes: The same client may be counted in more than one category, e.g., clients can receive services under more than one contract source, in more than one "County of Residence," or may have multiple "Other Indicators." Please see Definition page for other considerations.

Oklahoma Department of Mental Health and Substance Abuse Services

Counts of Admitted Clients Served by Funding Source for Each Agency During FY1996

TRI-CITY YOUTH & FAMILY CENTER

	Total	Funding Source					
		Mental Health	Substance Abuse	Domestic Violence	Residential Care	Medicaid	Other
Total							
Unduplicated Count	216	0	216	0	0	1	0
Sex							
Female	115	0	115	0	0	1	0
Male	101	0	101	0	0	0	0
Age							
05-17	135	0	135	0	0	1	0
18-20	25	0	25	0	0	0	0
21-24	14	0	14	0	0	0	0
25-34	18	0	18	0	0	0	0
35-44	17	0	17	0	0	0	0
45-54	2	0	2	0	0	0	0
55-64	3	0	3	0	0	0	0
65-74	2	0	2	0	0	0	0
Race							
White	183	0	183	0	0	0	0
Black	10	0	10	0	0	0	0
Native American	21	0	21	0	0	1	0
Hispanic	2	0	2	0	0	0	0
Presenting Problem/Diagnosis							
Alcohol Abuse	48	0	48	0	0	0	0
Developmental Disorder	3	0	3	0	0	0	0
Mood Disorder	4	0	4	0	0	0	0
Other Psychotic	1	0	1	0	0	0	0
Social Conditions	103	0	103	0	0	1	0
Substance Related	51	0	51	0	0	0	0
Deferred/No Diagnosis	6	0	6	0	0	0	0
County of Residence							
Cleveland	2	0	2	0	0	0	0
Lincoln	8	0	8	0	0	0	0
Major	2	0	2	0	0	0	0
Muskogee	1	0	1	0	0	0	0
Oklahoma	198	0	198	0	0	1	0
Pottawatomie	4	0	4	0	0	0	0
Washington	1	0	1	0	0	0	0
Other Indicators							
SED (6-17)	1	0	1	0	0	0	0
SMI (If ever)	10	0	10	0	0	0	0

Notes: The same client may be counted in more than one category, e.g., clients can receive services under more than one contract source, in more than one "County of Residence," or may have multiple "Other Indicators." Please see Definition page for other considerations.

Oklahoma Department of Mental Health and Substance Abuse Services

Counts of Admitted Clients Served by Funding Source for Each Agency During FY1996

TURNING POINT

	Total	Funding Source					
		Mental Health	Substance Abuse	Domestic Violence	Residential Care	Medicaid	Other
Total							
Unduplicated Count	279	0	279	0	0	0	0
Sex							
Female	112	0	112	0	0	0	0
Male	167	0	167	0	0	0	0
Age							
05-17	54	0	54	0	0	0	0
18-20	18	0	18	0	0	0	0
21-24	27	0	27	0	0	0	0
25-34	87	0	87	0	0	0	0
35-44	67	0	67	0	0	0	0
45-54	17	0	17	0	0	0	0
55-64	9	0	9	0	0	0	0
Race							
White	202	0	202	0	0	0	0
Black	16	0	16	0	0	0	0
Native American	55	0	55	0	0	0	0
Hispanic	6	0	6	0	0	0	0
Presenting Problem/Diagnosis							
Alcohol Abuse	97	0	97	0	0	0	0
Social Conditions	30	0	30	0	0	0	0
Substance Related	146	0	146	0	0	0	0
Deferred/No Diagnosis	6	0	6	0	0	0	0
County of Residence							
Beckham	1	0	1	0	0	0	0
Craig	1	0	1	0	0	0	0
Nowata	16	0	16	0	0	0	0
Okmulgee	1	0	1	0	0	0	0
Osage	8	0	8	0	0	0	0
Rogers	1	0	1	0	0	0	0
Tulsa	1	0	1	0	0	0	0
Washington	247	0	247	0	0	0	0
Out of State/Unknown	3	0	3	0	0	0	0
Other Indicators							
Deaf and Hearing Impaired	1	0	1	0	0	0	0
Homeless	5	0	5	0	0	0	0
SMI (If ever)	41	0	41	0	0	0	0

Notes: The same client may be counted in more than one category, e.g., clients can receive services under more than one contract source, in more than one "County of Residence," or may have multiple "Other Indicators." Please see Definition page for other considerations.

Oklahoma Department of Mental Health and Substance Abuse Services

Counts of Admitted Clients Served by Funding Source for Each Agency During FY1996

TWELVE & TWELVE, INC.

	Total	Funding Source					
		Mental Health	Substance Abuse	Domestic Violence	Residential Care	Medicaid	Other
Total							
Unduplicated Count	1,280	0	1,202	0	0	3	122
Sex							
Female	350	0	349	0	0	2	7
Male	930	0	853	0	0	1	115
Age							
05-17	2	0	2	0	0	0	0
18-20	50	0	46	0	0	0	4
21-24	98	0	96	0	0	0	4
25-34	458	0	430	0	0	0	41
35-44	490	0	463	0	0	3	49
45-54	140	0	128	0	0	0	18
55-64	34	0	31	0	0	0	4
65-74	7	0	6	0	0	0	1
75-84	1	0	0	0	0	0	1
Race							
White	912	0	864	0	0	2	82
Black	193	0	170	0	0	1	28
Native American	151	0	145	0	0	0	8
Hispanic	23	0	22	0	0	0	4
Asian	1	0	1	0	0	0	0
Presenting Problem/Diagnosis							
Alcohol Abuse	594	0	544	0	0	1	69
Social Conditions	2	0	0	0	0	0	2
Substance Related	683	0	657	0	0	2	51
Deferred/No Diagnosis	1	0	1	0	0	0	0
County of Residence							
Adair	3	0	2	0	0	0	1
Alfalfa	1	0	1	0	0	0	0
Atoka	1	0	1	0	0	0	1
Canadian	2	0	1	0	0	0	1
Cherokee	11	0	11	0	0	0	0
Cimarron	1	0	1	0	0	0	0
Cleveland	10	0	10	0	0	0	1
Comanche	3	0	2	0	0	0	1
Craig	2	0	1	0	0	0	1
Creek	54	0	54	0	0	1	2
Custer	1	0	1	0	0	0	0
Delaware	7	0	7	0	0	0	0
Grady	2	0	1	0	0	0	1
Haskell	2	0	2	0	0	0	0
Hughes	2	0	2	0	0	0	0
Kay	1	0	1	0	0	0	0
Kiowa	2	0	2	0	0	0	0
LeFlore	5	0	5	0	0	1	0
Lincoln	3	0	2	0	0	0	1
Mayes	15	0	14	0	0	0	1
McCurtain	1	0	1	0	0	0	0
McIntosh	4	0	3	0	0	0	1
Muskogee	26	0	26	0	0	0	1

Notes: The same client may be counted in more than one category, e.g., clients can receive services under more than one contract source, in more than one "County of Residence," or may have multiple "Other Indicators." Please see Definition page for other considerations.

Oklahoma Department of Mental Health and Substance Abuse Services
Counts of Admitted Clients Served by Funding Source for Each Agency During FY1996
TWELVE & TWELVE, INC.

	Funding Source						
	Total	Mental Health	Substance Abuse	Domestic Violence	Residential Care	Medicaid	Other
Noble	1	0	1	0	0	0	0
Nowata	1	0	1	0	0	0	0
Oklahoma	13	0	11	0	0	0	4
Okmulgee	37	0	37	0	0	0	0
Osage	7	0	7	0	0	0	0
Ottawa	7	0	7	0	0	0	0
Pawnee	4	0	4	0	0	0	0
Payne	7	0	7	0	0	0	0
Pittsburgh	3	0	3	0	0	0	0
Pontotoc	2	0	2	0	0	0	0
Pushmataha	1	0	1	0	0	0	0
Rogers	22	0	21	0	0	0	1
Seminole	1	0	1	0	0	0	0
Sequoyah	7	0	7	0	0	0	0
Stephens	1	0	1	0	0	0	1
Texas	1	0	1	0	0	0	0
Tulsa	946	0	881	0	0	1	101
Wagoner	24	0	23	0	0	0	1
Washington	18	0	17	0	0	0	1
Washita	2	0	2	0	0	0	0
Woodward	1	0	1	0	0	0	0
Out of State/Unknown	15	0	15	0	0	0	0
Other Indicators							
Deaf and Hearing Impaired	4	0	4	0	0	0	0
Homeless	157	0	156	0	0	1	8
SMI (If ever)	311	0	301	0	0	1	18

Notes: The same client may be counted in more than one category, e.g., clients can receive services under more than one contract source, in more than one "County of Residence," or may have multiple "Other Indicators." Please see Definition page for other considerations.

Oklahoma Department of Mental Health and Substance Abuse Services
Counts of Admitted Clients Served by Funding Source for Each Agency During FY1996
VIAN RESIDENTIAL CARE

	Total	Funding Source					
		Mental Health	Substance Abuse	Domestic Violence	Residential Care	Medicaid	Other
Total							
Unduplicated Count	32	0	0	0	32	0	0
Sex							
Female	10	0	0	0	10	0	0
Male	22	0	0	0	22	0	0
Age							
25-34	5	0	0	0	5	0	0
35-44	7	0	0	0	7	0	0
45-54	12	0	0	0	12	0	0
55-64	5	0	0	0	5	0	0
65-74	3	0	0	0	3	0	0
Race							
White	21	0	0	0	21	0	0
Black	6	0	0	0	6	0	0
Native American	3	0	0	0	3	0	0
Hispanic	2	0	0	0	2	0	0
Presenting Problem/Diagnosis							
Developmental Disorder	4	0	0	0	4	0	0
Mood Disorder	17	0	0	0	17	0	0
Other Psychotic	5	0	0	0	5	0	0
Social Conditions	4	0	0	0	4	0	0
Deferred/No Diagnosis	2	0	0	0	2	0	0
County of Residence							
Cherokee	1	0	0	0	1	0	0
Muskogee	1	0	0	0	1	0	0
Sequoyah	28	0	0	0	28	0	0
Tulsa	1	0	0	0	1	0	0
Wagoner	1	0	0	0	1	0	0
Other Indicators							
Deaf and Hearing Impaired	1	0	0	0	1	0	0
Homeless	3	0	0	0	3	0	0
SMI (If ever)	32	0	0	0	32	0	0

Notes: The same client may be counted in more than one category, e.g., clients can receive services under more than one contract source, in more than one "County of Residence," or may have multiple "Other Indicators." Please see Definition page for other considerations.

Oklahoma Department of Mental Health and Substance Abuse Services

Counts of Admitted Clients Served by Funding Source for Each Agency During FY1996

VINITA ALCOHOL AND DRUG TREATMENT CENTER

	Total	Funding Source					
		Mental Health	Substance Abuse	Domestic Violence	Residential Care	Medicaid	Other
Total							
Unduplicated Count	447	0	447	0	0	0	0
Sex							
Female	4	0	4	0	0	0	0
Male	443	0	443	0	0	0	0
Age							
05-17	1	0	1	0	0	0	0
18-20	9	0	9	0	0	0	0
21-24	29	0	29	0	0	0	0
25-34	142	0	142	0	0	0	0
35-44	168	0	168	0	0	0	0
45-54	71	0	71	0	0	0	0
55-64	23	0	23	0	0	0	0
65-74	4	0	4	0	0	0	0
Race							
White	297	0	297	0	0	0	0
Black	57	0	57	0	0	0	0
Native American	77	0	77	0	0	0	0
Hispanic	15	0	15	0	0	0	0
Asian	1	0	1	0	0	0	0
Presenting Problem/Diagnosis							
Alcohol Abuse	321	0	321	0	0	0	0
Mood Disorder	2	0	2	0	0	0	0
Substance Related	121	0	121	0	0	0	0
Deferred/No Diagnosis	3	0	3	0	0	0	0
County of Residence							
Adair	2	0	2	0	0	0	0
Alfalfa	1	0	1	0	0	0	0
Atoka	13	0	13	0	0	0	0
Beckham	1	0	1	0	0	0	0
Bryan	8	0	8	0	0	0	0
Caddo	2	0	2	0	0	0	0
Canadian	2	0	2	0	0	0	0
Carter	1	0	1	0	0	0	0
Choctaw	4	0	4	0	0	0	0
Cleveland	15	0	15	0	0	0	0
Coal	2	0	2	0	0	0	0
Comanche	5	0	5	0	0	0	0
Craig	23	0	23	0	0	0	0
Creek	4	0	4	0	0	0	0
Delaware	7	0	7	0	0	0	0
Dewey	1	0	1	0	0	0	0
Garfield	4	0	4	0	0	0	0
Garvin	2	0	2	0	0	0	0
Grady	5	0	5	0	0	0	0
Grant	1	0	1	0	0	0	0
Hughes	1	0	1	0	0	0	0
Jackson	2	0	2	0	0	0	0
Jefferson	1	0	1	0	0	0	0
Kay	1	0	1	0	0	0	0

Notes: The same client may be counted in more than one category, e.g., clients can receive services under more than one contract source, in more than one "County of Residence," or may have multiple "Other Indicators." Please see Definition page for other considerations.

Oklahoma Department of Mental Health and Substance Abuse Services

Counts of Admitted Clients Served by Funding Source for Each Agency During FY1996

VINITA ALCOHOL AND DRUG TREATMENT CENTER

	Funding Source						
	Total	Mental Health	Substance Abuse	Domestic Violence	Residential Care	Medicaid	Other
Latimer	1	0	1	0	0	0	0
LeFlore	6	0	6	0	0	0	0
Lincoln	1	0	1	0	0	0	0
Marshall	1	0	1	0	0	0	0
McClain	2	0	2	0	0	0	0
McCurtain	2	0	2	0	0	0	0
Muskogee	15	0	15	0	0	0	0
Okfuskee	6	0	6	0	0	0	0
Oklahoma	38	0	38	0	0	0	0
Okmulgee	5	0	5	0	0	0	0
Osage	7	0	7	0	0	0	0
Ottawa	3	0	3	0	0	0	0
Pawnee	1	0	1	0	0	0	0
Payne	88	0	88	0	0	0	0
Pittsburgh	1	0	1	0	0	0	0
Pottawatomie	1	0	1	0	0	0	0
Pushmataha	1	0	1	0	0	0	0
Roger Mills	1	0	1	0	0	0	0
Rogers	4	0	4	0	0	0	0
Seminole	1	0	1	0	0	0	0
Sequoyah	2	0	2	0	0	0	0
Stephens	8	0	8	0	0	0	0
Texas	1	0	1	0	0	0	0
Tulsa	121	0	121	0	0	0	0
Wagoner	4	0	4	0	0	0	0
Washington	8	0	8	0	0	0	0
Woods	2	0	2	0	0	0	0
Woodward	5	0	5	0	0	0	0
Out of State/Unknown	3	0	3	0	0	0	0
Other Indicators							
Deaf and Hearing Impaired	2	0	2	0	0	0	0
SMI (If ever)	68	0	68	0	0	0	0

Notes: The same client may be counted in more than one category, e.g., clients can receive services under more than one contract source, in more than one "County of Residence," or may have multiple "Other Indicators." Please see Definition page for other considerations.

Oklahoma Department of Mental Health and Substance Abuse Services

Counts of Admitted Clients Served by Funding Source for Each Agency During FY1996

WESTERN STATE PSYCHIATRIC CENTER

	Total	Funding Source					
		Mental Health	Substance Abuse	Domestic Violence	Residential Care	Medicaid	Other
Total							
Unduplicated Count	2,136	1,530	659	0	0	323	0
Sex							
Female	806	796	0	0	0	206	0
Male	1,330	734	659	0	0	117	0
Age							
0-04	4	4	0	0	0	1	0
05-17	176	170	1	0	0	57	0
18-20	88	67	23	0	0	11	0
21-24	157	112	47	0	0	15	0
25-34	579	375	221	0	0	63	0
35-44	582	376	228	0	0	68	0
45-54	315	231	92	0	0	45	0
55-64	149	110	47	0	0	31	0
65-74	53	52	0	0	0	14	0
75-84	22	22	0	0	0	9	0
85+	11	11	0	0	0	9	0
Race							
White	1,799	1,375	468	0	0	304	0
Black	123	52	74	0	0	1	0
Native American	135	50	90	0	0	6	0
Hispanic	73	49	25	0	0	12	0
Asian	6	4	2	0	0	0	0
Presenting Problem/Diagnosis							
Alcohol Abuse	499	132	408	0	0	11	0
Developmental Disorder	52	52	0	0	0	18	0
Mood Disorder	673	668	9	0	0	128	0
Non Alcohol/Drug Related Organic	38	38	0	0	0	15	0
Other Non-Psychotic	100	100	0	0	0	23	0
Other Psychotic	131	130	0	0	0	32	0
Personality Disorder	7	7	0	0	0	0	0
Schizophrenia	175	174	0	0	0	59	0
Social Conditions	151	148	0	0	0	29	0
Substance Related	302	74	240	0	0	4	0
Deferred/No Diagnosis	8	7	2	0	0	4	0
County of Residence							
Adair	2	2	0	0	0	0	0
Alfalfa	81	68	14	0	0	24	0
Atoka	14	5	9	0	0	0	0
Beaver	30	29	2	0	0	4	0
Beckham	70	48	23	0	0	0	0
Blaine	17	11	6	0	0	0	0
Bryan	1	0	1	0	0	0	0
Caddo	11	6	7	0	0	0	0
Canadian	2	0	2	0	0	0	0
Carter	5	1	4	0	0	0	0
Cherokee	6	6	0	0	0	0	0
Choctaw	2	1	1	0	0	0	0
Cimarron	17	17	1	0	0	3	0
Cleveland	48	20	28	0	0	1	0

Notes: The same client may be counted in more than one category, e.g., clients can receive services under more than one contract source, in more than one "County of Residence," or may have multiple "Other Indicators." Please see Definition page for other considerations.

Oklahoma Department of Mental Health and Substance Abuse Services

Counts of Admitted Clients Served by Funding Source for Each Agency During FY1996

WESTERN STATE PSYCHIATRIC CENTER

	Funding Source						
	Total	Mental Health	Substance Abuse	Domestic Violence	Residential Care	Medicaid	Other
Comanche	26	8	18	0	0	0	0
Craig	6	2	4	0	0	0	0
Creek	2	1	1	0	0	0	0
Custer	83	58	29	0	0	0	0
Delaware	1	1	0	0	0	0	0
Dewey	18	16	3	0	0	1	0
Ellis	55	48	14	0	0	11	0
Garfield	119	47	76	0	0	0	0
Garvin	2	2	0	0	0	0	0
Grady	6	4	2	0	0	0	0
Grant	3	2	1	0	0	0	0
Greer	19	12	8	0	0	0	0
Harmon	1	0	1	0	0	0	0
Harper	51	46	3	0	0	26	0
Haskell	1	1	0	0	0	0	0
Hughes	2	1	1	0	0	0	0
Jackson	8	4	4	0	0	1	0
Jefferson	4	0	4	0	0	0	0
Johnston	2	1	1	0	0	0	0
Kay	6	3	3	0	0	0	0
Kingfisher	3	0	3	0	0	0	0
Kiowa	18	15	3	0	0	0	0
LeFlore	7	2	5	0	0	0	0
Lincoln	1	0	1	0	0	0	0
Logan	4	2	2	0	0	0	0
Major	66	65	3	0	0	15	0
Murray	1	1	0	0	0	0	0
Muskogee	13	2	11	0	0	0	0
Nowata	1	1	0	0	0	0	0
Okfuskee	9	2	7	0	0	0	0
Oklahoma	115	25	90	0	0	0	0
Okmulgee	6	6	0	0	0	0	0
Osage	3	1	2	0	0	0	0
Payne	3	0	3	0	0	0	0
Pittsburgh	99	2	97	0	0	0	0
Pontotoc	1	1	0	0	0	0	0
Pottawatomie	2	0	2	0	0	0	0
Roger Mills	11	2	9	0	0	0	0
Seminole	20	4	16	0	0	0	0
Sequoyah	2	1	1	0	0	0	0
Stephens	15	2	13	0	0	0	0
Texas	231	227	9	0	0	50	0
Tillman	2	1	1	0	0	0	0
Tulsa	28	14	14	0	0	0	0
Wagoner	4	3	1	0	0	0	0
Washington	3	2	1	0	0	0	0
Washita	18	12	6	0	0	0	0
Woods	205	194	12	0	0	57	0
Woodward	509	457	76	0	0	130	0
Out of State/Unknown	15	15	0	0	0	0	0
Other Indicators							
Deaf and Hearing Impaired	11	9	2	0	0	5	0

Notes: The same client may be counted in more than one category, e.g., clients can receive services under more than one contract source, in more than one "County of Residence," or may have multiple "Other Indicators." Please see Definition page for other considerations.

Oklahoma Department of Mental Health and Substance Abuse Services
 Counts of Admitted Clients Served by Funding Source for Each Agency During FY1996
WESTERN STATE PSYCHIATRIC CENTER

	Funding Source						
	Total	Mental Health	Substance Abuse	Domestic Violence	Residential Care	Medicaid	Other
Dual Diagnosis	231	229	6	0	0	20	0
Homeless	65	52	17	0	0	3	0
SED (6-17)	18	18	0	0	0	11	0
SMI (If ever)	996	920	106	0	0	222	0

Notes: The same client may be counted in more than one category, e.g., clients can receive services under more than one contract source, in more than one "County of Residence," or may have multiple "Other Indicators." Please see Definition page for other considerations.

Oklahoma Department of Mental Health and Substance Abuse Services

Counts of Admitted Clients Served by Funding Source for Each Agency During FY1996

WHEATLAND MH CTR, INC.

	Total	Funding Source					
		Mental Health	Substance Abuse	Domestic Violence	Residential Care	Medicaid	Other
Total							
Unduplicated Count	1,249	1,160	147	0	0	445	1
Sex							
Female	660	622	61	0	0	218	1
Male	589	538	86	0	0	227	0
Age							
0-04	11	9	0	0	0	7	0
05-17	338	291	5	0	0	217	1
18-20	63	61	5	0	0	13	0
21-24	91	89	16	0	0	9	0
25-34	220	213	47	0	0	48	0
35-44	249	240	48	0	0	51	0
45-54	142	137	18	0	0	41	0
55-64	79	75	6	0	0	29	0
65-74	31	26	2	0	0	17	0
75-84	20	15	0	0	0	12	0
85+	5	4	0	0	0	1	0
Race							
White	1,059	994	128	0	0	352	0
Black	106	95	12	0	0	53	1
Native American	40	35	4	0	0	17	0
Hispanic	41	34	3	0	0	21	0
Asian	3	2	0	0	0	2	0
Presenting Problem/Diagnosis							
Alcohol Abuse	97	88	53	0	0	8	0
Developmental Disorder	195	160	0	0	0	136	1
Mood Disorder	375	361	40	0	0	98	0
Non Alcohol/Drug Related Organic	24	23	0	0	0	9	0
Other Non-Psychotic	230	215	7	0	0	87	0
Other Psychotic	61	60	8	0	0	21	0
Personality Disorder	47	45	2	0	0	7	0
Schizophrenia	120	114	6	0	0	63	0
Social Conditions	57	54	5	0	0	11	0
Substance Related	43	40	26	0	0	5	0
County of Residence							
Blaine	2	1	0	0	0	1	0
Comanche	1	1	0	0	0	0	0
Dewey	1	1	0	0	0	0	0
Ellis	1	1	0	0	0	0	0
Garfield	783	725	97	0	0	295	1
Grant	53	35	0	0	0	31	0
Johnston	1	1	0	0	0	1	0
Kay	2	2	0	0	0	0	0
Kingfisher	145	134	29	0	0	43	0
Logan	233	232	17	0	0	73	0
Love	3	3	0	0	0	1	0
Major	13	13	4	0	0	0	0
Noble	2	2	0	0	0	0	0
Oklahoma	5	5	0	0	0	0	0
Ottawa	1	1	0	0	0	0	0

Notes: The same client may be counted in more than one category, e.g., clients can receive services under more than one contract source, in more than one "County of Residence," or may have multiple "Other Indicators." Please see Definition page for other considerations.

Oklahoma Department of Mental Health and Substance Abuse Services
Counts of Admitted Clients Served by Funding Source for Each Agency During FY1996
WHEATLAND MH CTR, INC.

	Funding Source						
	Total	Mental Health	Substance Abuse	Domestic Violence	Residential Care	Medicaid	Other
Payne	1	1	0	0	0	0	0
Out of State/Unknown	2	2	0	0	0	0	0
Other Indicators							
Deaf and Hearing Impaired	11	10	1	0	0	5	0
Dual Diagnosis	68	66	33	0	0	9	0
Homeless	25	25	4	0	0	2	0
SED (6-17)	265	232	1	0	0	171	1
SMI (If ever)	784	753	128	0	0	209	0

Notes: The same client may be counted in more than one category, e.g., clients can receive services under more than one contract source, in more than one "County of Residence," or may have multiple "Other Indicators." Please see Definition page for other considerations.

Oklahoma Department of Mental Health and Substance Abuse Services

Counts of Admitted Clients Served by Funding Source for Each Agency During FY1996

WOMEN IN SAFE HOMES, INC.

	Total	Funding Source					
		Mental Health	Substance Abuse	Domestic Violence	Residential Care	Medicaid	Other
Total							
Unduplicated Count	383	0	0	383	0	0	0
Sex							
Female	292	0	0	292	0	0	0
Male	91	0	0	91	0	0	0
Age							
0-04	87	0	0	87	0	0	0
05-17	108	0	0	108	0	0	0
18-20	12	0	0	12	0	0	0
21-24	26	0	0	26	0	0	0
25-34	87	0	0	87	0	0	0
35-44	44	0	0	44	0	0	0
45-54	12	0	0	12	0	0	0
55-64	5	0	0	5	0	0	0
65-74	2	0	0	2	0	0	0
Race							
White	202	0	0	202	0	0	0
Black	97	0	0	97	0	0	0
Native American	72	0	0	72	0	0	0
Hispanic	7	0	0	7	0	0	0
Asian	5	0	0	5	0	0	0
Presenting Problem/Diagnosis							
Developmental Disorder	4	0	0	4	0	0	0
Social Conditions	353	0	0	353	0	0	0
Substance Related	1	0	0	1	0	0	0
Deferred/No Diagnosis	25	0	0	25	0	0	0
County of Residence							
Adair	7	0	0	7	0	0	0
Bryan	1	0	0	1	0	0	0
Cherokee	7	0	0	7	0	0	0
Choctaw	2	0	0	2	0	0	0
Craig	2	0	0	2	0	0	0
Delaware	1	0	0	1	0	0	0
Mayes	4	0	0	4	0	0	0
McIntosh	13	0	0	13	0	0	0
Muskogee	232	0	0	232	0	0	0
Noble	1	0	0	1	0	0	0
Okfuskee	1	0	0	1	0	0	0
Oklahoma	2	0	0	2	0	0	0
Okmulgee	8	0	0	8	0	0	0
Ottawa	4	0	0	4	0	0	0
Pittsburgh	13	0	0	13	0	0	0
Pontotoc	3	0	0	3	0	0	0
Sequoyah	16	0	0	16	0	0	0
Tulsa	35	0	0	35	0	0	0
Wagoner	18	0	0	18	0	0	0
Out of State/Unknown	13	0	0	13	0	0	0
Other Indicators							
Homeless	177	0	0	177	0	0	0
SMI (If ever)	52	0	0	52	0	0	0

Notes: The same client may be counted in more than one category, e.g., clients can receive services under more than one contract source, in more than one "County of Residence," or may have multiple "Other Indicators." Please see Definition page for other considerations.

Oklahoma Department of Mental Health and Substance Abuse Services

Counts of Admitted Clients Served by Funding Source for Each Agency During FY1996

WOMEN'S CRISIS SERVICES

	Total	Funding Source					
		Mental Health	Substance Abuse	Domestic Violence	Residential Care	Medicaid	Other
Total							
Unduplicated Count	245	0	0	245	0	0	0
Sex							
Female	193	0	0	193	0	0	0
Male	52	0	0	52	0	0	0
Age							
0-04	45	0	0	45	0	0	0
05-17	63	0	0	63	0	0	0
18-20	9	0	0	9	0	0	0
21-24	21	0	0	21	0	0	0
25-34	62	0	0	62	0	0	0
35-44	35	0	0	35	0	0	0
45-54	9	0	0	9	0	0	0
75-84	1	0	0	1	0	0	0
Race							
White	200	0	0	200	0	0	0
Black	13	0	0	13	0	0	0
Native American	22	0	0	22	0	0	0
Hispanic	10	0	0	10	0	0	0
Presenting Problem/Diagnosis							
Alcohol Abuse	2	0	0	2	0	0	0
Developmental Disorder	1	0	0	1	0	0	0
Mood Disorder	2	0	0	2	0	0	0
Other Psychotic	1	0	0	1	0	0	0
Social Conditions	236	0	0	236	0	0	0
Deferred/No Diagnosis	3	0	0	3	0	0	0
County of Residence							
Bryan	1	0	0	1	0	0	0
Haskell	2	0	0	2	0	0	0
Hughes	1	0	0	1	0	0	0
Latimer	9	0	0	9	0	0	0
LeFlore	170	0	0	170	0	0	0
McCurtain	6	0	0	6	0	0	0
Oklahoma	2	0	0	2	0	0	0
Sequoyah	16	0	0	16	0	0	0
Tulsa	1	0	0	1	0	0	0
Out of State/Unknown	37	0	0	37	0	0	0
Other Indicators							
Homeless	10	0	0	10	0	0	0
SMI (If ever)	12	0	0	12	0	0	0

Notes: The same client may be counted in more than one category, e.g., clients can receive services under more than one contract source, in more than one "County of Residence," or may have multiple "Other Indicators." Please see Definition page for other considerations.

Oklahoma Department of Mental Health and Substance Abuse Services

Counts of Admitted Clients Served by Funding Source for Each Agency During FY1996

WOMENS RESOURCE CENTER

	Total	Funding Source					
		Mental Health	Substance Abuse	Domestic Violence	Residential Care	Medicaid	Other
Total							
Unduplicated Count	466	0	0	466	0	0	0
Sex							
Female	347	0	0	347	0	0	0
Male	119	0	0	119	0	0	0
Age							
0-04	85	0	0	85	0	0	0
05-17	110	0	0	110	0	0	0
18-20	17	0	0	17	0	0	0
21-24	34	0	0	34	0	0	0
25-34	106	0	0	106	0	0	0
35-44	85	0	0	85	0	0	0
45-54	23	0	0	23	0	0	0
55-64	4	0	0	4	0	0	0
65-74	1	0	0	1	0	0	0
75-84	1	0	0	1	0	0	0
Race							
White	324	0	0	324	0	0	0
Black	84	0	0	84	0	0	0
Native American	29	0	0	29	0	0	0
Hispanic	26	0	0	26	0	0	0
Asian	3	0	0	3	0	0	0
Presenting Problem/Diagnosis							
Mood Disorder	13	0	0	13	0	0	0
Social Conditions	444	0	0	444	0	0	0
Deferred/No Diagnosis	9	0	0	9	0	0	0
County of Residence							
Caddo	3	0	0	3	0	0	0
Canadian	5	0	0	5	0	0	0
Cleveland	232	0	0	232	0	0	0
Comanche	5	0	0	5	0	0	0
Garvin	3	0	0	3	0	0	0
Grady	19	0	0	19	0	0	0
Greer	1	0	0	1	0	0	0
Jackson	2	0	0	2	0	0	0
Lincoln	4	0	0	4	0	0	0
McClain	9	0	0	9	0	0	0
Murray	5	0	0	5	0	0	0
Muskogee	1	0	0	1	0	0	0
Oklahoma	136	0	0	136	0	0	0
Pontotoc	3	0	0	3	0	0	0
Pottawatomie	17	0	0	17	0	0	0
Roger Mills	1	0	0	1	0	0	0
Seminole	3	0	0	3	0	0	0
Tulsa	1	0	0	1	0	0	0
Out of State/Unknown	16	0	0	16	0	0	0
Other Indicators							
Deaf and Hearing Impaired	1	0	0	1	0	0	0
Homeless	278	0	0	278	0	0	0
SMI (If ever)	43	0	0	43	0	0	0

Notes: The same client may be counted in more than one category, e.g., clients can receive services under more than one contract source, in more than one "County of Residence," or may have multiple "Other Indicators." Please see Definition page for other considerations.

Oklahoma Department of Mental Health and Substance Abuse Services
Counts of Admitted Clients Served by Funding Source for Each Agency During FY1996
WOMEN'S SERVICE & FAMILY RESOURCE CENTER

	Total	Funding Source					
		Mental Health	Substance Abuse	Domestic Violence	Residential Care	Medicaid	Other
Total							
Unduplicated Count	243	0	0	243	0	0	0
Sex							
Female	184	0	0	184	0	0	0
Male	59	0	0	59	0	0	0
Age							
0-04	64	0	0	64	0	0	0
05-17	60	0	0	60	0	0	0
18-20	6	0	0	6	0	0	0
21-24	28	0	0	28	0	0	0
25-34	55	0	0	55	0	0	0
35-44	23	0	0	23	0	0	0
45-54	5	0	0	5	0	0	0
55-64	2	0	0	2	0	0	0
Race							
White	194	0	0	194	0	0	0
Black	13	0	0	13	0	0	0
Native American	34	0	0	34	0	0	0
Asian	2	0	0	2	0	0	0
Presenting Problem/Diagnosis							
Social Conditions	225	0	0	225	0	0	0
Deferred/No Diagnosis	18	0	0	18	0	0	0
County of Residence							
Caddo	12	0	0	12	0	0	0
Canadian	29	0	0	29	0	0	0
Comanche	6	0	0	6	0	0	0
Grady	189	0	0	189	0	0	0
Oklahoma	2	0	0	2	0	0	0
Stephens	3	0	0	3	0	0	0
Wagoner	1	0	0	1	0	0	0
Out of State/Unknown	1	0	0	1	0	0	0
Other Indicators							
Deaf and Hearing Impaired	2	0	0	2	0	0	0
Homeless	17	0	0	17	0	0	0
SMI (If ever)	22	0	0	22	0	0	0

Notes: The same client may be counted in more than one category, e.g., clients can receive services under more than one contract source, in more than one "County of Residence," or may have multiple "Other Indicators." Please see Definition page for other considerations.

Oklahoma Department of Mental Health and Substance Abuse Services

Counts of Admitted Clients Served by Funding Source for Each Agency During FY1996

YWCA CRISIS CENTER

	Total	Funding Source					
		Mental Health	Substance Abuse	Domestic Violence	Residential Care	Medicaid	Other
Total							
Unduplicated Count	272	0	0	266	0	0	0
Sex							
Female	214	0	0	211	0	0	0
Male	58	0	0	55	0	0	0
Age							
0-04	49	0	0	48	0	0	0
05-17	76	0	0	73	0	0	0
18-20	12	0	0	12	0	0	0
21-24	16	0	0	15	0	0	0
25-34	53	0	0	52	0	0	0
35-44	45	0	0	45	0	0	0
45-54	14	0	0	14	0	0	0
55-64	6	0	0	6	0	0	0
65-74	1	0	0	1	0	0	0
Race							
White	216	0	0	213	0	0	0
Black	29	0	0	26	0	0	0
Native American	14	0	0	14	0	0	0
Hispanic	11	0	0	11	0	0	0
Asian	2	0	0	2	0	0	0
Presenting Problem/Diagnosis							
Alcohol Abuse	8	0	0	8	0	0	0
Mood Disorder	17	0	0	17	0	0	0
Social Conditions	196	0	0	191	0	0	0
Substance Related	12	0	0	11	0	0	0
Deferred/No Diagnosis	39	0	0	39	0	0	0
County of Residence							
Alfalfa	5	0	0	5	0	0	0
Blaine	2	0	0	2	0	0	0
Canadian	5	0	0	5	0	0	0
Creek	2	0	0	2	0	0	0
Garfield	223	0	0	218	0	0	0
Grady	1	0	0	1	0	0	0
Grant	4	0	0	4	0	0	0
Harper	1	0	0	1	0	0	0
Jackson	1	0	0	0	0	0	0
Major	4	0	0	4	0	0	0
Rogers	1	0	0	1	0	0	0
Woods	5	0	0	5	0	0	0
Woodward	1	0	0	1	0	0	0
Out of State/Unknown	17	0	0	17	0	0	0
Other Indicators							
Homeless	107	0	0	105	0	0	0
SMI (If ever)	39	0	0	38	0	0	0

Notes: The same client may be counted in more than one category, e.g., clients can receive services under more than one contract source, in more than one "County of Residence," or may have multiple "Other Indicators." Please see Definition page for other considerations.

Oklahoma Department of Mental Health and Substance Abuse Services

Counts of Admitted Clients Served by Funding Source for Each Agency During FY1996

YWCA OF OKC CRISIS SERVICES

	Total	Funding Source					
		Mental Health	Substance Abuse	Domestic Violence	Residential Care	Medicaid	Other
Total							
Unduplicated Count	1,397	2	0	1,397	0	0	0
Sex							
Female	1,023	1	0	1,023	0	0	0
Male	374	1	0	374	0	0	0
Age							
0-04	252	0	0	252	0	0	0
05-17	284	0	0	284	0	0	0
18-20	63	0	0	63	0	0	0
21-24	133	0	0	133	0	0	0
25-34	308	1	0	308	0	0	0
35-44	235	1	0	235	0	0	0
45-54	98	0	0	98	0	0	0
55-64	20	0	0	20	0	0	0
65-74	2	0	0	2	0	0	0
85+	2	0	0	2	0	0	0
Race							
White	774	2	0	774	0	0	0
Black	426	0	0	426	0	0	0
Native American	99	0	0	99	0	0	0
Hispanic	80	0	0	80	0	0	0
Asian	18	0	0	18	0	0	0
Presenting Problem/Diagnosis							
Social Conditions	1,397	2	0	1,397	0	0	0
County of Residence							
Blaine	2	0	0	2	0	0	0
Caddo	7	0	0	7	0	0	0
Canadian	53	0	0	53	0	0	0
Carter	2	0	0	2	0	0	0
Choctaw	1	0	0	1	0	0	0
Cleveland	63	0	0	63	0	0	0
Comanche	4	0	0	4	0	0	0
Custer	1	0	0	1	0	0	0
Grady	9	0	0	9	0	0	0
Grant	6	0	0	6	0	0	0
Jackson	1	0	0	1	0	0	0
Johnston	6	0	0	6	0	0	0
Kingfisher	3	0	0	3	0	0	0
Lincoln	7	0	0	7	0	0	0
Logan	8	0	0	8	0	0	0
McClain	3	0	0	3	0	0	0
Murray	5	0	0	5	0	0	0
Oklahoma	1,103	2	0	1,103	0	0	0
Ottawa	2	0	0	2	0	0	0
Pittsburgh	3	0	0	3	0	0	0
Pottawatomie	24	0	0	24	0	0	0
Rogers	2	0	0	2	0	0	0
Seminole	2	0	0	2	0	0	0
Tulsa	14	0	0	14	0	0	0
Wagoner	2	0	0	2	0	0	0

Notes: The same client may be counted in more than one category, e.g., clients can receive services under more than one contract source, in more than one "County of Residence," or may have multiple "Other Indicators." Please see Definition page for other considerations.

Oklahoma Department of Mental Health and Substance Abuse Services
Counts of Admitted Clients Served by Funding Source for Each Agency During FY1996
YWCA OF OKC CRISIS SERVICES

	Funding Source						
	Total	Mental Health	Substance Abuse	Domestic Violence	Residential Care	Medicaid	Other
Out of State/Unknown	64	0	0	64	0	0	0
Other Indicators							
Deaf and Hearing Impaired	5	0	0	5	0	0	0
Homeless	460	1	0	460	0	0	0
SMI (If ever)	139	0	0	139	0	0	0

Notes: The same client may be counted in more than one category, e.g., clients can receive services under more than one contract source, in more than one "County of Residence," or may have multiple "Other Indicators." Please see Definition page for other considerations.

Definitions of Terms and Categorization Variables

The following are definitions of terms and categorization variables used in this Data Book report.

Admitted Clients Served

Admitted Clients Served had an admission transaction in the ICIS before or during the report year and had received a service during the year. They are counted only once in the total for each level of aggregation. This is called an unduplicated count.

Age

Client age is computed using the client's age at the middle of the fiscal year.

Contacts

Individuals are counted as contacts when they call or visit an agency, but are not admitted.

Funding Source

Funding Source helps identify the payment source of services. Frequently, clients receive services under multiple funding sources. The funding source categories for this report were Mental Health, Substance Abuse, Domestic Violence, Residential Care, Medicaid, and Other.

ICIS

The Oklahoma Department of Mental Health and Substance Abuse Services maintains an agency-wide database, the Integrated Client Information System (ICIS), to which all Department-funded services and transactions are reported. The ICIS contains demographic and service information about clients and agencies.

List of Agencies by Type

The following is a list of agencies by type that provided data during the Fiscal Year 1996:

AGENCY TYPE**AGENCY NAME****Community Mental Health**

ASSOCIATED CENTERS FOR THERAPY, INC.
BILL WILLIS MENTAL HEALTH
CARL ALBERT CMHC
CENTRAL OKLAHOMA CMHC
CHISHOLM TRAIL COUNSELING SERVICES
COMMUNITY COUNSELING CENTER
CREEKS MENTAL HEALTH SERVICES
EDWIN FAIR CMHC
FAMILY MENTAL HEALTHCENTER
GRAND LAKE M.H.C.
GREEN COUNTRY BEHAVIORAL HEALTH SERVICES
HOPE COMMUNITY SERVICES, INC.
JIM TALIAFERRO CMHC
MENTAL HEALTH SERVICES OF SOUTHERN OKLAHOMA
NORTH CARE CENTER
OK COUNTY CRISIS INTERVENTION CENTER
PARKSIDE, INC.
RED ROCK BEHAVIORAL HEALTH SERVICES
RED ROCK WEST
STAR MENTAL HEALTH
WESTERN STATE PSYCHIATRIC CENTER
WHEATLAND MENTAL HEALTHCENTER, INC.

Domestic Violence and Sexual Assault

ACMI HOUSE INC
ACTION ASSOCIATES, INC.
COMMUNITY CRISIS CENTER, INC.
CRISIS CONTROL CENTER
D.V. PROG. OF N. CENTRAL OK.
DOMESTIC ABUSE SAFE HOUSE-DASH
DOMESTIC VIOLENCE INTERVENTION SERVICES
FAMILY CRISIS & COUNSELING CENTER
FAMILY CRISIS CENTER, INC.
FAMILY SHELTER
HELP-IN-CRISIS, INC.
N.W. DOMESTIC CRISIS SERVICES
NEW DIRECTIONS, INC.
PROJECT SAFE, INC.
S.O.S. FOR FAMILIES
STILLWATER DOMESTIC VIOLENCE SERVICE INC.
WOMEN IN SAFE HOMES, INC.
WOMEN'S CRISIS SERVICES
WOMEN'S SERVICE & FAMILY RESOURCE CENTER
WOMENS RESOURCE CENTER
YWCA CRISIS CENTER
YWCA OF OKC CRISIS SERVICES

AGENCY TYPE**AGENCY NAME**

Hospitals

EASTERN STATE HOSPITAL
GRIFFIN MEMORIAL HOSPITAL
OKLAHOMA YOUTH CENTER

Other Agencies

CENTER FOR CHILDREN & FAMILIES
DIVORCE VISITATION ARBITRATION
GREAT PLAINS IMPROVEMENT FND.
HIV RESOURCE CONSORTIUM
HOMINY HEALTH SRVCS CENTER INC.
PEOPLE INCORPORATED
PROJECT HEARTLAND
TULSA METROPOLITAN MINISTRY
TULSA SEXUAL ASSAULT NURSE EXAMINERS PROGRAM

Residential Care

AUTUMN YEARS RESIDENT RANCH
BOLEY RESIDENTIAL CARE HOME
BOLEY RESIDENTIAL CARE HOME II
COPP'S RESIDENTIAL CARE, INC.
COUNTRY LANE RESID. CARE HOME
DON MENTZER FACILITY
DOW RESIDENTIAL CARE HOME
DUNCAN COMMUNITY RESIDENCE INC
DYCO PROPERTIES, INC.
EDNA LEE'S RESIDENTIAL CARE
EL RENO RESIDENTIAL CARE
ELM TREE HOUSE
FAIR OAKS
GREEN ACRES
HAV-TAPINC DBA, THE HARBOR
HIGH CEDAR RESIDENTIAL CARE
LAKE FRANCIS RETIREMENT CENTER
LEXINGTON ROOM & BOARD
MILLER COZY HOME, INC.
NORTH FORK RESIDENTIAL CARE
PADEN RESIDENTIAL CARE
PARKVIEW RESIDENTIAL CARE
RAMBLING ROSE RESIDENTIAL CARE
SANTE FE RESIDENTIAL CARE
SOUTHWEST RETIREMENT HOME, INC
SUGAR MOUNTAIN RETREAT
SUNNY ACRES BOARDING MANOR, INC.
SUNNY ACRES RESIDENTIAL CARE
VIAN RESIDENTIAL CARE

AGENCY TYPE**AGENCY NAME**

Substance Abuse

ADA AREA CHEMICAL DEPENDENCY CENTER, INC.
ALPHA II, INC.
BRIDGEWAY
CAA TURNING POINT
CARE FOR CHANGE, INC.
COMMUNITY ALCOHOLISM SERVICES
CROSSROADS COUNSELING
CROSSROADS INCORPORATED
DRUG RECOVERY, INC.
EAGLE RIDGE INSTITUTE
EDMOND FAMILY SERVICES, INC.
FIRST WINGS OF FREEDOM
GATEWAY TO PREVENTION/RECOVERY
HOUSE OF HOPE, INC.
INDIAN HEALTH CARE RESOURCE CENTER
KIAMICHI COUNCIL ON ALCOHOLISM
LEFLORE COUNTY YOUTH & FAMILY SERVICES, INC.
LIFE IMPROVEMENT CENTER
LOGAN COUNTY YOUTH AND FAMILY SERVICES INC.
METRO TULSA SUBSTANCE ABUSE SERVICES
MONARCH, INC.
MOORE ALCOHOL AND DRUG CENTER
MUSKOGEE CO COUNCIL YTH SV
N.E. OK COUNCIL ON ALCOHOLISM
NAIC CENTER OF OKLAHOMA ALCOHOL & DRUG SERVICES, INC.
NATIVE AMERICAN CENTER OF RECOVERY
NEW HOPE OF MANGUM
NORMAN ALCOHOL AND DRUG TREATMENT CENTER
OPPORTUNITIES, INC.
PALMER DRUG ABUSE PROGRAM INC.
PAYNE CO COUNSELING SERVICES, INC.
ROADBACK, INC.
ROGERS COUNTY DRUG ABUSE PROGRAM, INC.
S.W. YOUTH & FAMILY SERVICES
SECOND CHANCE CDU
SOAARR, INC.
STARTING POINT II, INC.
STREET SCHOOL, INC.
THE NEXT STEP NETWORK, INC.
THE OAKS BEHAVIORAL HEALTH CENTER
THE REFERRAL CENTER
TRI-CITY SUBSTANCE ABUSE CENTER
TRI-CITY YOUTH & FAMILY CENTER
TURNING POINT
TWELVE & TWELVE, INC.
VINITA ALCOHOL AND DRUG TREATMENT CENTER

ODMHSAS

Refers to the Oklahoma Department of Mental Health and Substance Abuse Services.

Other Indicators

There are several groups of clients that are of special interest because they have special treatment needs, state or federal requirements regarding their placement or the services they receive, or because they are part of a priority population. The definitions of these groups and criteria for their selection are provided below:

- **Deaf and Hearing Impaired**

Clients who are deaf, hard of hearing, or indicated the need for an interpreter for the deaf were grouped to form the Deaf and Hearing Impaired category.

- **Homeless**

A homeless person under ICIS criteria is a person who: (a) lacks a fixed, regular and adequate night time residence AND (b) has a primary night time residence that is a supervised publicly or privately operated shelter designed to provide temporary living accommodations including welfare hotels, congregate shelters, halfway houses, and transitional housing for the mentally ill; or an institution that provides a temporary residence for individuals intended to be institutionalized; or a public or private place not designed for, or ordinarily used as, a regular sleeping accommodation for human beings, not limited to people living on the streets. Individuals are considered homeless if they have lost their permanent residence, and are temporarily living in a shelter to avoid being on the street. Prisoners being released or in the custody of a correctional facility are not considered homeless at the time of admission for treatment. The definition also excludes persons in a hospital, residential care facility, commercial hotel/motel, supervised apartment, or living with parent/other relative (even if only temporarily). The definition does include domestic violence and sexual assault shelters, as the persons have fled a residence that is not adequate (i.e., not safe).

- **Legal Status**

Legal Status has three categories; Voluntary, Civil Involuntary, and Criminal Involuntary. The categories of legal status (with ICIS codes) are as follows:

Voluntary. These clients enter treatment voluntarily and are coded Voluntary Admission (01), Court Voluntary (02), Informal Admission (16), or Other (18).

Civil Involuntary. These clients are required by the court system to receive services, even though they may be reluctant. They are coded Court Commitment (03), Order of Detention (06), Juvenile Court Order (07), Transfer – Other Legal Entity (08), Court Ordered Juveniles in Need of Treatment, DHS given custody (10), Court Ordered Juveniles in Need of Treatment Parental Custody Retained (11), Emergency Detention (12), Continued Court Detention (13), 28-Day Court Commitment (14), or Protective Custody (17).

Criminal Involuntary. These clients are required to receive services because they have been accused of or have committed a crime. Codes include the following; Incompetent to Stand Trial (04), Not Guilty by Reason of Insanity (05), Court Order for Observation and Evaluation (09), Court Referred DUI Clients (15), Criminal Hold (20), or Court Commit with Hold (21).

- **Adults with Serious Mental Illness (SMI)**

SMI denotes clients who have been identified **at any time** as having a serious mental illness using the formal ODMHSAS definition. According to this definition, an Adult with a Serious Mental Illness must be an individual 18 years of age or older.

- **Children with a Serious Emotional Disturbance (SED)**

SED refers to children who meet departmental criteria for having a Serious Emotional Disturbance.

- **Any Alcohol/Drug Problem**

A substance abuse client is one who has one or more DSM-IV Axis I primary, secondary or tertiary diagnoses from categories 1.a. or 1.b. (in the Dual Diagnosis definition below) or one or more ICIS Substance Abuse Related Problems (710-731, 741-743). Clients identified only as co-dependents are not identified as substance abusers.

- **Dual Diagnosis Client**

A dual diagnosis client is one who meets the criteria for having a substance abuse diagnosis from categories 1.a. or 1.b. below and meets the criteria for a mental illness based on one or more DSM-IV Axis II primary, secondary, or tertiary diagnoses from categories 2.a. through 2.e. below.

- 1.a. Psychoactive Substance Induced Organic Disorders: 291.0-291.8, 292.0-292.83, 292.89-282.99
- b. Psychoactive Substance Use Disorders: 303.0-305.99.
- 2.a. Schizophrenia: 295.10, 295.20, 295.30, 295.40, 295.60, 295.70, 295.90
- b. Delusional (Paranoid) Disorder: 297.1
- c. Other Psychotic Disorders: 295.40, 295.70, 297.3, 298.8, 298.9, 297.1, 297.3
- d. Mood Disorders: 296.20-296.7
- e. Borderline Personality Disorder: 301.83

Presenting Problem/Diagnosis

Categories for this variable are based on the DSM-IV primary diagnosis or primary presenting problem. If the admitting agency has clinicians qualified to make a diagnosis, the diagnosis is used, otherwise, a presenting problem is used to define a client's category.

Categories	Codes
Developmental Disorders	
DSM-IV Codes:	302.5-302.69, 302.85, 307-307.39, 307.5-307.99, 309.21, 312-312.29, 312.9-313.21, 313.81-313.89, 314-314.99, 315-319.99, 299-299.99
Presenting Problems:	210, 240
Non Alcohol/Drug Related Organic	
DSM-IV Codes:	290-290.99, 293-293.83, 294-294.80, 310-310.10
Alcohol Abuse	
DSM-IV Codes:	291-291.99, 293.9, 303-303.99, 305-305.02
Presenting Problems:	741, 710, 711
Other Substance Abuse	
DSM-IV Codes:	305.1-305.99, 292-292.99, 304-304.99
Presenting Problems:	742, 743, 744, 720-731
Schizophrenia	
DSM-IV Codes:	295 (excluding 295.4, 295.7)

Categories	Codes
Other Psychotic	
DSM-IV Codes:	297-298.9, 295.40, 294.9, 295.70
Presenting Problems:	510-530, 650
Mood Disorders	
DSM-IV Codes:	296-296.99 301.13, 300.4-300.49, 293.89, 311-311.99
Presenting Problems:	500-503
Other Non-Psychotic	
DSM-IV Codes:	300-300.39, 300.6-300.99, 302-302.49, 302.7-302.84, 302.89-302.99, 307-4-307.49, 307.8, 312.8, 308.3-309.19, 309.23-309.99, 312.3, 316-316.99, 780.50
Personality Disorders	
DSM-IV Codes:	301-301.9
Social Conditions	
DSM-IV Codes:	V40.00-V40.60, V61-V71.02, 955.5-995.81
Presenting Problems:	740, 450, 620-632, 311-420
Deferred/No Diagnosis	
DSM-IV Codes:	799.9-799.90, V71.09
Presenting Problems:	110, 130

Race

The Unknown category was utilized to group Clients who made no selection from the choices below indicating their race.

The following groupings are used for reporting race:

- White
- Black
- Native American
- Hispanic
- Asian
- Unknown

Various Categories:

In response to many special report requests in past years, the special reports table was generated to address the majority of those requests.

Description of the Data Book

This Data Book displays Counts of Admitted Clients Served by Funding Source for Sex, Age, Race, Presenting Problem/Diagnosis, County of Residence, and Other Indicators. It contains six tables presenting data for 1) Statewide Total, 2) Agency, 3) Agency Type, 4) County of Residence, 5) Planning Area, and 6) Various Categories.

Admitted Clients Served by Funding Source

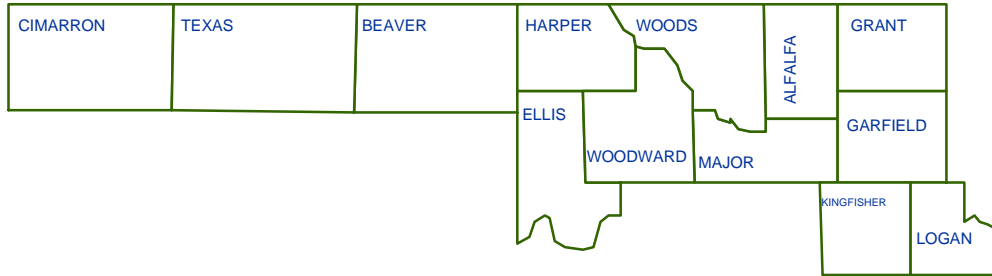
Admitted Clients Served are clients who have an admission transaction in the ICIS before or during the report year and had received a service during the report year. They are counted only once in the total for each level of aggregation or category in which they appear. This is called an unduplicated count. For example, a client may receive services at one hospital and then receive services at another hospital in the same year. This client would be counted twice (once at each hospital) in the agency report, but only once in the agency type and statewide tables. Because information such as age and sex should remain constant (except for data entry errors), counts for categories of these variables will sum to the total clients served on each table. Variables that might change from admission at one facility to admission at another or over time, (e.g., legal status, diagnosis, and target population) can be counted in more than one category and should not be summed.

This Data Book shows only clients who were admitted for services and excludes contacts. It enumerates admitted clients, but further limits the counts to specific subgroups of the client population. Each individual counted has received a service at some time during the year regardless of the year he/she was admitted. Clients are grouped by frequently referenced demographics: Sex, Age, Race, Presenting Problem/Diagnosis, County of Residence, and Other Indicators. A client may be in more than one of these groups, or a client's group may change during the year. As a result, the sum of target populations exceeds the total number served. However, for any given population, the age, race, and sex, which do not change (age is calculated as of a single point in time), are unduplicated counts and should equal the total.

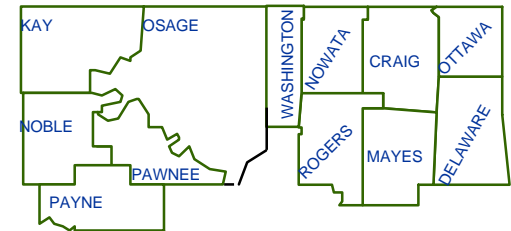
OKLAHOMA DEPARTMENT OF MENTAL HEALTH
AND SUBSTANCE ABUSE SERVICES

Planning Areas

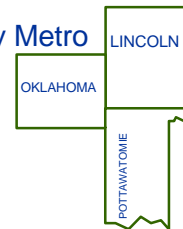
Northwest



Northeast



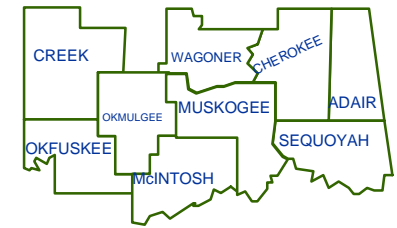
Oklahoma City Metro



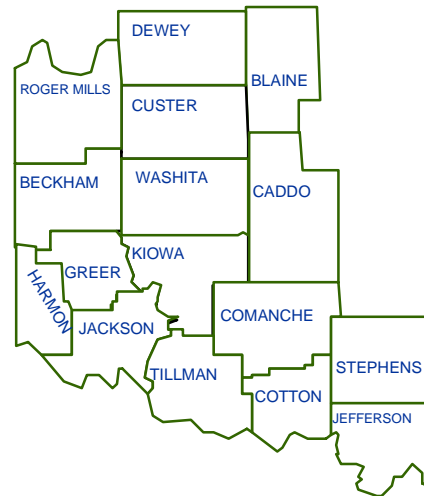
Tulsa Metro



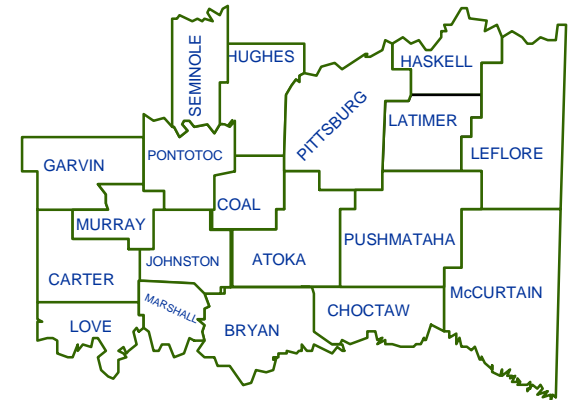
East Central



Central



Southwest



Southeast