

data

BOOK FOR FISCAL YEAR 1997

Admitted Clients Served
By Funding Source

Table 2. Counts of Admitted
Clients Served for each
Agency

Oklahoma Department of Mental Health and Substance Abuse Services
Evaluation and Data Analysis Section
P. O. Box 53277 • Oklahoma City, OK 73152 • 405 522 3813

DATA BOOK FOR FISCAL YEAR 1997

Published by

Oklahoma Department of Mental Health and Substance Abuse
Services

Prepared by

Ali Akour, Ph.D.

Data Analyst, Evaluation and Data Analysis Section
Decision Support Services

2002

Terry Cline, Ph.D., Commissioner
Steve Davis, Ph.D., Director of Decision Support Services
Mark Reynolds, Ed. D., Evaluation & Data Analysis Data Projects Manager

Public Domain Notice

The Data Book for Fiscal Year 1997 is in the public domain and may be reproduced or copied without permission from the Oklahoma Department of Mental Health and Substance Abuse Services. However, this publication may not be reproduced or distributed for a fee without the specific, written authorization of Oklahoma Department of Mental Health and Substance Abuse Services. Citation of the source is appreciated.

Electronic Access to Publication

This publication is available on the World Wide Web at:
<http://www.odmhsas.org/specialreports.htm>

How to Contact Us

**Oklahoma Department of Mental Health and Substance Abuse Services
Evaluation and Data Analysis Section**

P.O. Box 53277
Oklahoma City, OK 73152-3277
(405) 522-3813

Contents

Introduction

Admitted Clients Served by Funding Source

- Table 1. Counts of Admitted Clients Served for **Statewide Total**
- Table 2. Counts of Admitted Clients Served for each **Agency**
- Table 3. Counts of Admitted Clients Served for each **Agency Type**
- Table 4. Counts of Admitted Clients Served for each **County of Residence**
- Table 5. Counts of Admitted Clients Served for each **Planning Area**
- Table 6. Counts of Admitted Clients Served for **Various Categories**

Appendix

Definitions of Terms and Categorization Variables

Description of the Data Book

Map of Planning Areas

DATA BOOK FOR FISCAL YEAR 1997

Introduction

Prior to Fiscal Year 1999, any client seen at an Oklahoma Department of Mental Health and Substance Abuse Services (ODMHSAS) contracted facility was reported, regardless of who paid for the service. Starting with Fiscal Year 1999, only clients funded in full or in part by ODMHSAS were reported. Therefore, previous years' reported client counts will be larger than in following years.

During the Fiscal Year 1997, the State of Oklahoma expenditures on community mental health services, inpatient facilities, substance abuse services, domestic violence/sexual assault services, and departmental management amounted to approximately \$166 million dollars. An unduplicated total of approximately 94,268 recipients were served system-wide in FY 1997. The unduplicated total of 94,268 recipients consists of 67,404 recipients that were admitted and served and 26,864 recipients that were contacts. This Data Book report is generated to provide basic information about these recipients for policy makers, interest groups, and others working to improve the quality of life for those in need.

The Data Book report is produced by the Evaluation and Data Analysis Section of the Decision Support Services Division at the ODMHSAS. The report summarizes demographic information for clients served in agencies operated by or funded through ODMHSAS. To create the Data Book report, data are extracted from the ODMHSAS Integrated Client Information System (ICIS). ICIS contains demographic and service information about service recipients and agencies.

This Data Book report focuses on Admitted Clients Served by Funding Source. To meet the specific needs of a variety of entities, the information is divided into tables and each table presents a different view of the data. Definitions of terms and a map of planning areas are also provided.

Oklahoma Department of Mental Health and Substance Abuse Services

Counts of Admitted Clients Served by Funding Source for Each Agency During FY1997

ACMI HOUSE INC

	Total	Funding Source					
		Mental Health	Substance Abuse	Domestic Violence	Residential Care	Medicaid	Other
Total							
Unduplicated Count	295	0	0	295	0	0	0
Sex							
Female	188	0	0	188	0	0	0
Male	107	0	0	107	0	0	0
Age							
0-04	28	0	0	28	0	0	0
05-17	65	0	0	65	0	0	0
18-20	28	0	0	28	0	0	0
21-24	35	0	0	35	0	0	0
25-34	69	0	0	69	0	0	0
35-44	49	0	0	49	0	0	0
45-54	15	0	0	15	0	0	0
55-64	6	0	0	6	0	0	0
Race							
White	172	0	0	172	0	0	0
Black	48	0	0	48	0	0	0
Native American	8	0	0	8	0	0	0
Hispanic	67	0	0	67	0	0	0
Presenting Problem/Diagnosis							
Mood Disorder	1	0	0	1	0	0	0
Other Psychotic	1	0	0	1	0	0	0
Social Conditions	293	0	0	293	0	0	0
County of Residence							
Beckham	2	0	0	2	0	0	0
Caddo	1	0	0	1	0	0	0
Comanche	3	0	0	3	0	0	0
Craig	5	0	0	5	0	0	0
Custer	2	0	0	2	0	0	0
Greer	4	0	0	4	0	0	0
Harmon	16	0	0	16	0	0	0
Jackson	202	0	0	202	0	0	0
Kiowa	21	0	0	21	0	0	0
Marshall	3	0	0	3	0	0	0
Stephens	2	0	0	2	0	0	0
Tillman	14	0	0	14	0	0	0
Out of State/Unknown	20	0	0	20	0	0	0
Other Indicators							
Deaf and Hearing Impaired	1	0	0	1	0	0	0
Homeless	3	0	0	3	0	0	0
SMI (If ever)	12	0	0	12	0	0	0

Notes: The same client may be counted in more than one category, e.g., clients can receive services under more than one contract source, in more than one "County of Residence," or may have multiple "Other Indicators." Please see Definition page for other considerations.

Oklahoma Department of Mental Health and Substance Abuse Services

Counts of Admitted Clients Served by Funding Source for Each Agency During FY1997

ACTION ASSOCIATES, INC.

	Total	Funding Source					
		Mental Health	Substance Abuse	Domestic Violence	Residential Care	Medicaid	Other
Total							
Unduplicated Count	179	0	0	179	0	0	0
Sex							
Female	115	0	0	115	0	0	0
Male	64	0	0	64	0	0	0
Age							
0-04	31	0	0	31	0	0	0
05-17	52	0	0	52	0	0	0
18-20	6	0	0	6	0	0	0
21-24	18	0	0	18	0	0	0
25-34	39	0	0	39	0	0	0
35-44	23	0	0	23	0	0	0
45-54	8	0	0	8	0	0	0
55-64	2	0	0	2	0	0	0
Race							
White	119	0	0	119	0	0	0
Black	15	0	0	15	0	0	0
Native American	20	0	0	20	0	0	0
Hispanic	24	0	0	24	0	0	0
Asian	1	0	0	1	0	0	0
Presenting Problem/Diagnosis							
Mood Disorder	1	0	0	1	0	0	0
Social Conditions	174	0	0	174	0	0	0
Deferred/No Diagnosis	4	0	0	4	0	0	0
County of Residence							
Beckham	36	0	0	36	0	0	0
Blaine	5	0	0	5	0	0	0
Canadian	8	0	0	8	0	0	0
Carter	1	0	0	1	0	0	0
Cherokee	3	0	0	3	0	0	0
Cotton	1	0	0	1	0	0	0
Craig	5	0	0	5	0	0	0
Custer	72	0	0	72	0	0	0
Dewey	1	0	0	1	0	0	0
Greer	1	0	0	1	0	0	0
Jackson	2	0	0	2	0	0	0
Kiowa	1	0	0	1	0	0	0
McCurtain	1	0	0	1	0	0	0
Muskogee	1	0	0	1	0	0	0
Oklahoma	8	0	0	8	0	0	0
Wagoner	2	0	0	2	0	0	0
Washita	20	0	0	20	0	0	0
Out of State/Unknown	11	0	0	11	0	0	0
Other Indicators							
Homeless	33	0	0	33	0	0	0
SMI (If ever)	18	0	0	18	0	0	0

Notes: The same client may be counted in more than one category, e.g., clients can receive services under more than one contract source, in more than one "County of Residence," or may have multiple "Other Indicators." Please see Definition page for other considerations.

Oklahoma Department of Mental Health and Substance Abuse Services

Counts of Admitted Clients Served by Funding Source for Each Agency During FY1997

ADA AREA CHEMICAL DEPENDENCY CENTER, INC.

	Total	Funding Source					Other
		Mental Health	Substance Abuse	Domestic Violence	Residential Care	Medicaid	
Total							
Unduplicated Count	124	0	121	0	0	12	38
Sex							
Female	68	0	66	0	0	5	19
Male	56	0	55	0	0	7	19
Age							
05-17	6	0	6	0	0	0	1
18-20	3	0	3	0	0	0	0
21-24	11	0	11	0	0	0	5
25-34	38	0	36	0	0	1	9
35-44	41	0	40	0	0	5	12
45-54	21	0	21	0	0	2	7
55-64	3	0	3	0	0	3	3
65-74	1	0	1	0	0	1	1
Race							
White	103	0	102	0	0	10	31
Black	5	0	5	0	0	0	1
Native American	14	0	12	0	0	2	5
Hispanic	2	0	2	0	0	0	1
Presenting Problem/Diagnosis							
Alcohol Abuse	47	0	46	0	0	7	16
Social Conditions	30	0	29	0	0	0	4
Substance Related	43	0	42	0	0	5	17
Deferred/No Diagnosis	4	0	4	0	0	0	1
County of Residence							
Atoka	1	0	1	0	0	0	1
Carter	1	0	1	0	0	0	1
Coal	1	0	1	0	0	0	1
Hughes	3	0	3	0	0	0	0
Murray	2	0	2	0	0	0	1
Pontotoc	112	0	109	0	0	12	31
Pottawatomie	1	0	1	0	0	0	0
Seminole	3	0	3	0	0	0	3
Other Indicators							
Homeless	4	0	4	0	0	1	1
SMI (If ever)	13	0	11	0	0	3	7

Notes: The same client may be counted in more than one category, e.g., clients can receive services under more than one contract source, in more than one "County of Residence," or may have multiple "Other Indicators." Please see Definition page for other considerations.

Oklahoma Department of Mental Health and Substance Abuse Services

Counts of Admitted Clients Served by Funding Source for Each Agency During FY1997

ALPHA II, INC.

	Total	Funding Source					
		Mental Health	Substance Abuse	Domestic Violence	Residential Care	Medicaid	Other
Total							
Unduplicated Count	167	0	167	0	0	0	0
Sex							
Male	167	0	167	0	0	0	0
Age							
18-20	10	0	10	0	0	0	0
21-24	16	0	16	0	0	0	0
25-34	55	0	55	0	0	0	0
35-44	55	0	55	0	0	0	0
45-54	23	0	23	0	0	0	0
55-64	6	0	6	0	0	0	0
65-74	2	0	2	0	0	0	0
Race							
White	109	0	109	0	0	0	0
Black	20	0	20	0	0	0	0
Native American	32	0	32	0	0	0	0
Hispanic	5	0	5	0	0	0	0
Asian	1	0	1	0	0	0	0
Presenting Problem/Diagnosis							
Alcohol Abuse	101	0	101	0	0	0	0
Substance Related	66	0	66	0	0	0	0
County of Residence							
Blaine	1	0	1	0	0	0	0
Bryan	2	0	2	0	0	0	0
Caddo	1	0	1	0	0	0	0
Cleveland	2	0	2	0	0	0	0
Creek	4	0	4	0	0	0	0
Custer	1	0	1	0	0	0	0
Garfield	38	0	38	0	0	0	0
Haskell	1	0	1	0	0	0	0
Jackson	1	0	1	0	0	0	0
Johnston	1	0	1	0	0	0	0
Kay	20	0	20	0	0	0	0
Logan	2	0	2	0	0	0	0
McCurtain	4	0	4	0	0	0	0
Murray	1	0	1	0	0	0	0
Muskogee	1	0	1	0	0	0	0
Noble	4	0	4	0	0	0	0
Oklahoma	11	0	11	0	0	0	0
Okmulgee	3	0	3	0	0	0	0
Osage	2	0	2	0	0	0	0
Pawnee	2	0	2	0	0	0	0
Payne	21	0	21	0	0	0	0
Pontotoc	3	0	3	0	0	0	0
Pottawatomie	2	0	2	0	0	0	0
Pushmataha	1	0	1	0	0	0	0
Rogers	1	0	1	0	0	0	0
Seminole	5	0	5	0	0	0	0
Tulsa	15	0	15	0	0	0	0
Washington	14	0	14	0	0	0	0

Notes: The same client may be counted in more than one category, e.g., clients can receive services under more than one contract source, in more than one "County of Residence," or may have multiple "Other Indicators." Please see Definition page for other considerations.

Oklahoma Department of Mental Health and Substance Abuse Services
Counts of Admitted Clients Served by Funding Source for Each Agency During FY1997
ALPHA II, INC.

	Funding Source					
	Total	Mental Health	Substance Abuse	Domestic Violence	Residential Care	Medicaid Other
Woods	1	0	1	0	0	0
Out of State/Unknown	2	0	2	0	0	0
Other Indicators						
Deaf and Hearing Impaired	1	0	1	0	0	0
Homeless	29	0	29	0	0	0
SMI (If ever)	24	0	24	0	0	0

Notes: The same client may be counted in more than one category, e.g., clients can receive services under more than one contract source, in more than one "County of Residence," or may have multiple "Other Indicators." Please see Definition page for other considerations.

Oklahoma Department of Mental Health and Substance Abuse Services
Counts of Admitted Clients Served by Funding Source for Each Agency During FY1997
ASSOCIATED CENTERS FOR THERAPY, INC.

	Total	Funding Source					
		Mental Health	Substance Abuse	Domestic Violence	Residential Care	Medicaid	Other
Total							
Unduplicated Count	1,239	1,239	0	0	0	5	0
Sex							
Female	665	665	0	0	0	2	0
Male	574	574	0	0	0	3	0
Age							
0-04	26	26	0	0	0	0	0
05-17	465	465	0	0	0	0	0
18-20	31	31	0	0	0	0	0
21-24	62	62	0	0	0	1	0
25-34	192	192	0	0	0	0	0
35-44	241	241	0	0	0	2	0
45-54	131	131	0	0	0	2	0
55-64	66	66	0	0	0	0	0
65-74	17	17	0	0	0	0	0
75-84	7	7	0	0	0	0	0
85+	1	1	0	0	0	0	0
Race							
White	911	911	0	0	0	3	0
Black	246	246	0	0	0	0	0
Native American	42	42	0	0	0	1	0
Hispanic	31	31	0	0	0	1	0
Asian	9	9	0	0	0	0	0
Presenting Problem/Diagnosis							
Alcohol Abuse	13	13	0	0	0	0	0
Developmental Disorder	215	215	0	0	0	0	0
Mood Disorder	537	537	0	0	0	3	0
Non Alcohol/Drug Related Organic	13	13	0	0	0	0	0
Other Non-Psychotic	229	229	0	0	0	0	0
Other Psychotic	69	69	0	0	0	1	0
Personality Disorder	16	16	0	0	0	0	0
Schizophrenia	104	104	0	0	0	1	0
Social Conditions	24	24	0	0	0	0	0
Substance Related	19	19	0	0	0	0	0
County of Residence							
Creek	1	1	0	0	0	0	0
Oklahoma	2	2	0	0	0	0	0
Okmulgee	1	1	0	0	0	0	0
Osage	1	1	0	0	0	0	0
Tulsa	1,216	1,216	0	0	0	5	0
Wagoner	14	14	0	0	0	0	0
Washita	1	1	0	0	0	0	0
Out of State/Unknown	3	3	0	0	0	0	0
Other Indicators							
Deaf and Hearing Impaired	5	5	0	0	0	0	0
Dual Diagnosis	99	99	0	0	0	0	0
Homeless	21	21	0	0	0	0	0
SED (6-17)	376	376	0	0	0	0	0
SMI (If ever)	536	536	0	0	0	5	0

Notes: The same client may be counted in more than one category, e.g., clients can receive services under more than one contract source, in more than one "County of Residence," or may have multiple "Other Indicators." Please see Definition page for other considerations.

Oklahoma Department of Mental Health and Substance Abuse Services

Counts of Admitted Clients Served by Funding Source for Each Agency During FY1997

AUTUMN YEARS RESIDENT RANCH

		Funding Source						
		Total	Mental Health	Substance Abuse	Domestic Violence	Residential Care	Medicaid	Other
Total	Unduplicated Count	29	0	0	0	29	0	0
Sex	Female	14	0	0	0	14	0	0
	Male	15	0	0	0	15	0	0
Age	21-24	1	0	0	0	1	0	0
	25-34	3	0	0	0	3	0	0
	35-44	13	0	0	0	13	0	0
	45-54	6	0	0	0	6	0	0
	55-64	4	0	0	0	4	0	0
	65-74	2	0	0	0	2	0	0
Race	White	25	0	0	0	25	0	0
	Black	1	0	0	0	1	0	0
	Native American	1	0	0	0	1	0	0
	Hispanic	1	0	0	0	1	0	0
	Asian	1	0	0	0	1	0	0
Presenting Problem/Diagnosis	Alcohol Abuse	1	0	0	0	1	0	0
	Developmental Disorder	4	0	0	0	4	0	0
	Mood Disorder	9	0	0	0	9	0	0
	Other Psychotic	3	0	0	0	3	0	0
	Social Conditions	10	0	0	0	10	0	0
	Deferred/No Diagnosis	2	0	0	0	2	0	0
County of Residence	Cleveland	6	0	0	0	6	0	0
	Oklahoma	1	0	0	0	1	0	0
	Pontotoc	22	0	0	0	22	0	0
Other Indicators	SMI (If ever)	29	0	0	0	29	0	0

Notes: The same client may be counted in more than one category, e.g., clients can receive services under more than one contract source, in more than one "County of Residence," or may have multiple "Other Indicators." Please see Definition page for other considerations.

Oklahoma Department of Mental Health and Substance Abuse Services

Counts of Admitted Clients Served by Funding Source for Each Agency During FY1997

BILL WILLIS MENTAL HEALTH

	Total	Funding Source					
		Mental Health	Substance Abuse	Domestic Violence	Residential Care	Medicaid	Other
Total							
Unduplicated Count	1,926	1,768	536	0	0	24	4
Sex							
Female	957	927	175	0	0	15	3
Male	969	841	361	0	0	9	1
Age							
0-04	10	10	1	0	0	0	0
05-17	193	192	14	0	0	2	0
18-20	62	56	20	0	0	0	0
21-24	124	105	47	0	0	2	0
25-34	472	413	191	0	0	7	1
35-44	519	471	167	0	0	5	2
45-54	333	315	69	0	0	5	1
55-64	147	141	20	0	0	3	0
65-74	54	53	7	0	0	0	0
75-84	11	11	0	0	0	0	0
85+	1	1	0	0	0	0	0
Race							
White	1,506	1,426	374	0	0	21	4
Black	66	57	19	0	0	2	0
Native American	329	260	138	0	0	1	0
Hispanic	22	22	5	0	0	0	0
Asian	3	3	0	0	0	0	0
Presenting Problem/Diagnosis							
Alcohol Abuse	155	88	135	0	0	2	0
Developmental Disorder	54	54	1	0	0	1	0
Mood Disorder	804	795	126	0	0	7	1
Non Alcohol/Drug Related Organic	22	22	3	0	0	2	0
Other Non-Psychotic	244	243	42	0	0	2	2
Other Psychotic	162	161	27	0	0	3	0
Personality Disorder	15	13	6	0	0	0	0
Schizophrenia	250	250	33	0	0	3	1
Social Conditions	31	28	6	0	0	1	0
Substance Related	188	113	156	0	0	3	0
Deferred/No Diagnosis	1	1	1	0	0	0	0
County of Residence							
Adair	245	228	74	0	0	3	0
Alfalfa	1	1	0	0	0	0	0
Carter	2	2	0	0	0	0	0
Cherokee	638	604	143	0	0	9	2
Comanche	1	1	0	0	0	0	0
Cotton	1	1	1	0	0	0	0
Craig	3	1	2	0	0	0	0
Creek	1	0	1	0	0	0	0
Custer	1	0	1	0	0	0	0
Delaware	12	7	7	0	0	0	0
Haskell	1	0	1	0	0	0	0
LeFlore	5	4	5	0	0	0	0
Major	1	0	1	0	0	0	0
Mayes	11	4	9	0	0	0	0

Notes: The same client may be counted in more than one category, e.g., clients can receive services under more than one contract source, in more than one "County of Residence," or may have multiple "Other Indicators." Please see Definition page for other considerations.

Oklahoma Department of Mental Health and Substance Abuse Services
Counts of Admitted Clients Served by Funding Source for Each Agency During FY1997
BILL WILLIS MENTAL HEALTH

	Funding Source						
	Total	Mental Health	Substance Abuse	Domestic Violence	Residential Care	Medicaid	Other
McIntosh	8	4	6	0	0	0	0
Muskogee	35	18	26	0	0	0	0
Okfuskee	1	1	1	0	0	0	0
Oklahoma	3	1	2	0	0	0	0
Okmulgee	2	0	2	0	0	0	0
Ottawa	2	1	2	0	0	0	0
Pittsburgh	1	1	0	0	0	0	0
Rogers	10	1	9	0	0	0	0
Seminole	2	1	1	0	0	0	0
Sequoyah	543	523	120	0	0	2	2
Stephens	2	2	1	0	0	0	0
Tillman	1	0	1	0	0	0	0
Tulsa	19	9	14	0	0	0	0
Wagoner	359	338	102	0	0	10	0
Washington	8	8	2	0	0	0	0
Woodward	2	2	0	0	0	0	0
Out of State/Unknown	5	5	2	0	0	0	0
Other Indicators							
Deaf and Hearing Impaired	72	29	60	0	0	1	0
Dual Diagnosis	171	166	93	0	0	4	0
Homeless	45	31	28	0	0	0	0
SED (6-17)	113	113	6	0	0	1	0
SMI (If ever)	1,214	1,189	238	0	0	17	4

Notes: The same client may be counted in more than one category, e.g., clients can receive services under more than one contract source, in more than one "County of Residence," or may have multiple "Other Indicators." Please see Definition page for other considerations.

Oklahoma Department of Mental Health and Substance Abuse Services

Counts of Admitted Clients Served by Funding Source for Each Agency During FY1997

BOLEY RESIDENTIAL CARE HOME

		Funding Source						
		Total	Mental Health	Substance Abuse	Domestic Violence	Residential Care	Medicaid	Other
Total	Unduplicated Count	38	0	0	0	38	0	0
Sex	Female	11	0	0	0	11	0	0
	Male	27	0	0	0	27	0	0
Age	21-24	3	0	0	0	3	0	0
	25-34	4	0	0	0	4	0	0
	35-44	19	0	0	0	19	0	0
	45-54	10	0	0	0	10	0	0
	55-64	1	0	0	0	1	0	0
	65-74	1	0	0	0	1	0	0
Race	White	8	0	0	0	8	0	0
	Black	30	0	0	0	30	0	0
Presenting Problem/Diagnosis	Developmental Disorder	1	0	0	0	1	0	0
	Mood Disorder	3	0	0	0	3	0	0
	Other Psychotic	22	0	0	0	22	0	0
	Social Conditions	12	0	0	0	12	0	0
County of Residence	Comanche	3	0	0	0	3	0	0
	Jackson	1	0	0	0	1	0	0
	Okfuskee	30	0	0	0	30	0	0
	Oklahoma	1	0	0	0	1	0	0
	Okmulgee	1	0	0	0	1	0	0
	Tulsa	2	0	0	0	2	0	0
Other Indicators	Homeless	10	0	0	0	10	0	0
	SMI (If ever)	38	0	0	0	38	0	0

Notes: The same client may be counted in more than one category, e.g., clients can receive services under more than one contract source, in more than one "County of Residence," or may have multiple "Other Indicators." Please see Definition page for other considerations.

Oklahoma Department of Mental Health and Substance Abuse Services

Counts of Admitted Clients Served by Funding Source for Each Agency During FY1997

BOLEY RESIDENTIAL CARE HOME II

	Total	Funding Source					
		Mental Health	Substance Abuse	Domestic Violence	Residential Care	Medicaid	Other
Total							
Unduplicated Count	59	0	0	0	59	0	0
Sex							
Female	19	0	0	0	19	0	0
Male	40	0	0	0	40	0	0
Age							
21-24	3	0	0	0	3	0	0
25-34	10	0	0	0	10	0	0
35-44	26	0	0	0	26	0	0
45-54	9	0	0	0	9	0	0
55-64	7	0	0	0	7	0	0
65-74	4	0	0	0	4	0	0
Race							
White	16	0	0	0	16	0	0
Black	39	0	0	0	39	0	0
Native American	3	0	0	0	3	0	0
Hispanic	1	0	0	0	1	0	0
Presenting Problem/Diagnosis							
Developmental Disorder	3	0	0	0	3	0	0
Mood Disorder	7	0	0	0	7	0	0
Other Psychotic	43	0	0	0	43	0	0
Social Conditions	6	0	0	0	6	0	0
County of Residence							
Garfield	1	0	0	0	1	0	0
Okfuskee	58	0	0	0	58	0	0
Other Indicators							
SMI (If ever)	59	0	0	0	59	0	0

Notes: The same client may be counted in more than one category, e.g., clients can receive services under more than one contract source, in more than one "County of Residence," or may have multiple "Other Indicators." Please see Definition page for other considerations.

Oklahoma Department of Mental Health and Substance Abuse Services

Counts of Admitted Clients Served by Funding Source for Each Agency During FY1997

BRIDGEWAY

	Total	Funding Source					Other
		Mental Health	Substance Abuse	Domestic Violence	Residential Care	Medicaid	
Total							
Unduplicated Count	145	0	62	0	0	0	104
Sex							
Male	145	0	62	0	0	0	104
Age							
18-20	1	0	1	0	0	0	0
21-24	13	0	6	0	0	0	9
25-34	58	0	25	0	0	0	41
35-44	56	0	23	0	0	0	42
45-54	15	0	7	0	0	0	10
55-64	2	0	0	0	0	0	2
Race							
White	92	0	39	0	0	0	68
Black	34	0	13	0	0	0	24
Native American	16	0	8	0	0	0	10
Hispanic	2	0	2	0	0	0	1
Asian	1	0	0	0	0	0	1
Presenting Problem/Diagnosis							
Alcohol Abuse	82	0	37	0	0	0	56
Social Conditions	2	0	0	0	0	0	2
Substance Related	60	0	25	0	0	0	45
Deferred/No Diagnosis	1	0	0	0	0	0	1
County of Residence							
Caddo	1	0	1	0	0	0	0
Carter	1	0	1	0	0	0	1
Choctaw	1	0	1	0	0	0	1
Garfield	70	0	12	0	0	0	66
Grant	1	0	0	0	0	0	1
Kay	40	0	19	0	0	0	28
Logan	2	0	2	0	0	0	0
Major	1	0	0	0	0	0	1
McCurtain	2	0	2	0	0	0	0
Muskogee	1	0	1	0	0	0	0
Oklahoma	13	0	12	0	0	0	4
Payne	1	0	1	0	0	0	0
Tulsa	10	0	10	0	0	0	1
Washita	1	0	0	0	0	0	1
Other Indicators							
Homeless	10	0	9	0	0	0	5
SMI (If ever)	21	0	14	0	0	0	12

Notes: The same client may be counted in more than one category, e.g., clients can receive services under more than one contract source, in more than one "County of Residence," or may have multiple "Other Indicators." Please see Definition page for other considerations.

Oklahoma Department of Mental Health and Substance Abuse Services

Counts of Admitted Clients Served by Funding Source for Each Agency During FY1997

CAA TURNING POINT

	Total	Funding Source					Other
		Mental Health	Substance Abuse	Domestic Violence	Residential Care	Medicaid	
Total							
Unduplicated Count	384	0	368	0	0	0	17
Sex							
Female	138	0	135	0	0	0	3
Male	246	0	233	0	0	0	14
Age							
05-17	5	0	5	0	0	0	0
18-20	14	0	14	0	0	0	0
21-24	35	0	35	0	0	0	0
25-34	133	0	129	0	0	0	4
35-44	133	0	130	0	0	0	3
45-54	49	0	44	0	0	0	6
55-64	13	0	9	0	0	0	4
65-74	2	0	2	0	0	0	0
Race							
White	241	0	232	0	0	0	10
Black	92	0	87	0	0	0	5
Native American	24	0	23	0	0	0	1
Hispanic	27	0	26	0	0	0	1
Presenting Problem/Diagnosis							
Alcohol Abuse	153	0	142	0	0	0	12
Social Conditions	3	0	3	0	0	0	0
Substance Related	228	0	223	0	0	0	5
County of Residence							
Canadian	6	0	6	0	0	0	0
Cleveland	6	0	6	0	0	0	0
Oklahoma	366	0	350	0	0	0	17
Okmulgee	1	0	1	0	0	0	0
Pottawatomie	4	0	4	0	0	0	0
Seminole	1	0	1	0	0	0	0
Other Indicators							
Deaf and Hearing Impaired	2	0	2	0	0	0	0
Homeless	4	0	4	0	0	0	0
SMI (If ever)	75	0	69	0	0	0	6

Notes: The same client may be counted in more than one category, e.g., clients can receive services under more than one contract source, in more than one "County of Residence," or may have multiple "Other Indicators." Please see Definition page for other considerations.

Oklahoma Department of Mental Health and Substance Abuse Services
Counts of Admitted Clients Served by Funding Source for Each Agency During FY1997
CALL RAPE INC.

		Funding Source						
		Total	Mental Health	Substance Abuse	Domestic Violence	Residential Care	Medicaid	Other
Total	Unduplicated Count	1	0	0	1	0	0	0
Sex	Female	1	0	0	1	0	0	0
Age	21-24	1	0	0	1	0	0	0
Race	White	1	0	0	1	0	0	0
Presenting Problem/Diagnosis	Social Conditions	1	0	0	1	0	0	0
County of Residence	Tulsa	1	0	0	1	0	0	0

Notes: The same client may be counted in more than one category, e.g., clients can receive services under more than one contract source, in more than one "County of Residence," or may have multiple "Other Indicators." Please see Definition page for other considerations.

Oklahoma Department of Mental Health and Substance Abuse Services
Counts of Admitted Clients Served by Funding Source for Each Agency During FY1997
CARE FOR CHANGE, INC.

		Funding Source						
		Total	Mental Health	Substance Abuse	Domestic Violence	Residential Care	Medicaid	Other
Total	Unduplicated Count	60	0	60	0	0	0	0
Sex	Female	15	0	15	0	0	0	0
	Male	45	0	45	0	0	0	0
Age	05-17	59	0	59	0	0	0	0
	18-20	1	0	1	0	0	0	0
Race	White	5	0	5	0	0	0	0
	Black	49	0	49	0	0	0	0
	Native American	1	0	1	0	0	0	0
	Hispanic	5	0	5	0	0	0	0
Presenting Problem/Diagnosis	Social Conditions	60	0	60	0	0	0	0
County of Residence	McClain	1	0	1	0	0	0	0
	Oklahoma	58	0	58	0	0	0	0
	Wagoner	1	0	1	0	0	0	0
Other Indicators	SMI (If ever)	1	0	1	0	0	0	0

Notes: The same client may be counted in more than one category, e.g., clients can receive services under more than one contract source, in more than one "County of Residence," or may have multiple "Other Indicators." Please see Definition page for other considerations.

Oklahoma Department of Mental Health and Substance Abuse Services

Counts of Admitted Clients Served by Funding Source for Each Agency During FY1997

CARL ALBERT CMHC

	Total	Funding Source					
		Mental Health	Substance Abuse	Domestic Violence	Residential Care	Medicaid	Other
Total							
Unduplicated Count	2,519	2,519	0	0	0	2	2
Sex							
Female	1,399	1,399	0	0	0	1	2
Male	1,120	1,120	0	0	0	1	0
Age							
0-04	16	16	0	0	0	0	0
05-17	272	272	0	0	0	0	0
18-20	98	98	0	0	0	0	0
21-24	125	125	0	0	0	0	0
25-34	479	479	0	0	0	0	0
35-44	639	639	0	0	0	0	0
45-54	497	497	0	0	0	2	1
55-64	254	254	0	0	0	0	0
65-74	107	107	0	0	0	0	1
75-84	30	30	0	0	0	0	0
85+	2	2	0	0	0	0	0
Race							
White	2,097	2,097	0	0	0	2	2
Black	167	167	0	0	0	0	0
Native American	223	223	0	0	0	0	0
Hispanic	28	28	0	0	0	0	0
Asian	4	4	0	0	0	0	0
Presenting Problem/Diagnosis							
Alcohol Abuse	112	112	0	0	0	0	0
Developmental Disorder	106	106	0	0	0	0	0
Mood Disorder	1,048	1,048	0	0	0	2	1
Non Alcohol/Drug Related Organic	50	50	0	0	0	0	0
Other Non-Psychotic	410	410	0	0	0	0	0
Other Psychotic	280	280	0	0	0	0	1
Personality Disorder	17	17	0	0	0	0	0
Schizophrenia	376	376	0	0	0	0	0
Social Conditions	12	12	0	0	0	0	0
Substance Related	108	108	0	0	0	0	0
County of Residence							
Alfalfa	1	1	0	0	0	0	0
Atoka	121	121	0	0	0	0	0
Bryan	2	2	0	0	0	0	0
Carter	1	1	0	0	0	0	0
Choctaw	186	186	0	0	0	1	0
Cleveland	1	1	0	0	0	0	0
Coal	40	40	0	0	0	0	0
Creek	1	1	0	0	0	0	0
Grant	1	1	0	0	0	0	0
Greer	1	1	0	0	0	0	0
Haskell	145	145	0	0	0	0	0
Hughes	157	157	0	0	0	0	0
Jefferson	1	1	0	0	0	0	0
Latimer	133	133	0	0	0	0	0
LeFlore	462	462	0	0	0	0	2

Notes: The same client may be counted in more than one category, e.g., clients can receive services under more than one contract source, in more than one "County of Residence," or may have multiple "Other Indicators." Please see Definition page for other considerations.

Oklahoma Department of Mental Health and Substance Abuse Services
Counts of Admitted Clients Served by Funding Source for Each Agency During FY1997
CARL ALBERT CMHC

	Funding Source						
	Total	Mental Health	Substance Abuse	Domestic Violence	Residential Care	Medicaid	Other
Lincoln	1	1	0	0	0	0	0
McCurtain	369	369	0	0	0	1	0
McIntosh	16	16	0	0	0	0	0
Muskogee	2	2	0	0	0	0	0
Okfuskee	2	2	0	0	0	0	0
Oklahoma	3	3	0	0	0	0	0
Okmulgee	1	1	0	0	0	0	0
Pittsburgh	731	731	0	0	0	0	0
Pontotoc	4	4	0	0	0	0	0
Pushmataha	111	111	0	0	0	0	0
Roger Mills	1	1	0	0	0	0	0
Seminole	8	8	0	0	0	0	0
Sequoyah	3	3	0	0	0	0	0
Tulsa	2	2	0	0	0	0	0
Washington	1	1	0	0	0	0	0
Out of State/Unknown	11	11	0	0	0	0	0
Other Indicators							
Deaf and Hearing Impaired	18	18	0	0	0	0	0
Dual Diagnosis	174	174	0	0	0	0	0
Homeless	482	482	0	0	0	0	1
SED (6-17)	159	159	0	0	0	0	0
SMI (If ever)	1,247	1,247	0	0	0	2	1

Notes: The same client may be counted in more than one category, e.g., clients can receive services under more than one contract source, in more than one "County of Residence," or may have multiple "Other Indicators." Please see Definition page for other considerations.

Oklahoma Department of Mental Health and Substance Abuse Services

Counts of Admitted Clients Served by Funding Source for Each Agency During FY1997

CENTER FOR CHILDREN & FAMILIES

	Total	Funding Source					Medicaid	Other
		Mental Health	Substance Abuse	Domestic Violence	Residential Care			
Total								
Unduplicated Count	277	277	0	0	0	0	0	0
Sex								
Female	155	155	0	0	0	0	0	0
Male	122	122	0	0	0	0	0	0
Age								
0-04	23	23	0	0	0	0	0	0
05-17	77	77	0	0	0	0	0	0
18-20	7	7	0	0	0	0	0	0
21-24	18	18	0	0	0	0	0	0
25-34	72	72	0	0	0	0	0	0
35-44	63	63	0	0	0	0	0	0
45-54	13	13	0	0	0	0	0	0
55-64	3	3	0	0	0	0	0	0
75-84	1	1	0	0	0	0	0	0
Race								
White	249	249	0	0	0	0	0	0
Black	6	6	0	0	0	0	0	0
Native American	11	11	0	0	0	0	0	0
Hispanic	11	11	0	0	0	0	0	0
Presenting Problem/Diagnosis								
Social Conditions	276	276	0	0	0	0	0	0
Deferred/No Diagnosis	1	1	0	0	0	0	0	0
County of Residence								
Atoka	1	1	0	0	0	0	0	0
Blaine	1	1	0	0	0	0	0	0
Cleveland	202	202	0	0	0	0	0	0
Grady	1	1	0	0	0	0	0	0
Lincoln	1	1	0	0	0	0	0	0
McClain	7	7	0	0	0	0	0	0
Oklahoma	47	47	0	0	0	0	0	0
Pittsburgh	2	2	0	0	0	0	0	0
Pontotoc	2	2	0	0	0	0	0	0
Pottawatomie	7	7	0	0	0	0	0	0
Wagoner	1	1	0	0	0	0	0	0
Out of State/Unknown	5	5	0	0	0	0	0	0
Other Indicators								
Homeless	2	2	0	0	0	0	0	0
SED (6-17)	1	1	0	0	0	0	0	0
SMI (If ever)	6	6	0	0	0	0	0	0

Notes: The same client may be counted in more than one category, e.g., clients can receive services under more than one contract source, in more than one "County of Residence," or may have multiple "Other Indicators." Please see Definition page for other considerations.

Oklahoma Department of Mental Health and Substance Abuse Services

Counts of Admitted Clients Served by Funding Source for Each Agency During FY1997

CENTRAL OKLAHOMA CMHC

	Total	Funding Source					
		Mental Health	Substance Abuse	Domestic Violence	Residential Care	Medicaid	Other
Total							
Unduplicated Count	2,050	2,050	0	0	0	3	4
Sex							
Female	1,088	1,088	0	0	0	0	3
Male	962	962	0	0	0	3	1
Age							
0-04	7	7	0	0	0	0	0
05-17	263	263	0	0	0	0	0
18-20	83	83	0	0	0	0	0
21-24	136	136	0	0	0	0	0
25-34	411	411	0	0	0	2	0
35-44	573	573	0	0	0	1	3
45-54	326	326	0	0	0	0	1
55-64	163	163	0	0	0	0	0
65-74	71	71	0	0	0	0	0
75-84	15	15	0	0	0	0	0
85+	2	2	0	0	0	0	0
Race							
White	1,765	1,765	0	0	0	2	4
Black	127	127	0	0	0	0	0
Native American	90	90	0	0	0	1	0
Hispanic	56	56	0	0	0	0	0
Asian	12	12	0	0	0	0	0
Presenting Problem/Diagnosis							
Alcohol Abuse	61	61	0	0	0	0	0
Developmental Disorder	119	119	0	0	0	0	0
Mood Disorder	966	966	0	0	0	1	2
Non Alcohol/Drug Related Organic	24	24	0	0	0	0	0
Other Non-Psychotic	175	175	0	0	0	0	0
Other Psychotic	291	291	0	0	0	1	1
Personality Disorder	13	13	0	0	0	0	0
Schizophrenia	321	321	0	0	0	1	1
Social Conditions	10	10	0	0	0	0	0
Substance Related	62	62	0	0	0	0	0
Deferred/No Diagnosis	8	8	0	0	0	0	0
County of Residence							
Bryan	1	1	0	0	0	0	0
Caddo	1	1	0	0	0	0	0
Canadian	10	10	0	0	0	0	0
Carter	4	4	0	0	0	0	0
Cleveland	1,622	1,622	0	0	0	3	4
Creek	1	1	0	0	0	0	0
Garfield	2	2	0	0	0	0	0
Garvin	10	10	0	0	0	0	0
Grady	20	20	0	0	0	0	0
Hughes	1	1	0	0	0	0	0
Jackson	1	1	0	0	0	0	0
Johnston	1	1	0	0	0	0	0
Kay	1	1	0	0	0	0	0
Lincoln	1	1	0	0	0	0	0

Notes: The same client may be counted in more than one category, e.g., clients can receive services under more than one contract source, in more than one "County of Residence," or may have multiple "Other Indicators." Please see Definition page for other considerations.

Oklahoma Department of Mental Health and Substance Abuse Services
Counts of Admitted Clients Served by Funding Source for Each Agency During FY1997
CENTRAL OKLAHOMA CMHC

	Funding Source						
	Total	Mental Health	Substance Abuse	Domestic Violence	Residential Care	Medicaid	Other
Logan	1	1	0	0	0	0	0
McClain	122	122	0	0	0	0	0
McCurtain	1	1	0	0	0	0	0
Murray	1	1	0	0	0	0	0
Okfuskee	7	7	0	0	0	0	0
Oklahoma	150	150	0	0	0	0	0
Pontotoc	12	12	0	0	0	0	0
Pottawatomie	44	44	0	0	0	0	0
Seminole	27	27	0	0	0	0	0
Sequoyah	1	1	0	0	0	0	0
Stephens	1	1	0	0	0	0	0
Tulsa	1	1	0	0	0	0	0
Wagoner	1	1	0	0	0	0	0
Woodward	1	1	0	0	0	0	0
Out of State/Unknown	4	4	0	0	0	0	0
Other Indicators							
Deaf and Hearing Impaired	16	16	0	0	0	0	0
Dual Diagnosis	392	392	0	0	0	0	1
Homeless	100	100	0	0	0	0	0
SED (6-17)	152	152	0	0	0	0	0
SMI (If ever)	1,441	1,441	0	0	0	3	4

Notes: The same client may be counted in more than one category, e.g., clients can receive services under more than one contract source, in more than one "County of Residence," or may have multiple "Other Indicators." Please see Definition page for other considerations.

Oklahoma Department of Mental Health and Substance Abuse Services

Counts of Admitted Clients Served by Funding Source for Each Agency During FY1997

CHISHOLM TRAIL COUNSELING SVC

	Total	Funding Source					
		Mental Health	Substance Abuse	Domestic Violence	Residential Care	Medicaid	Other
Total							
Unduplicated Count	2,005	1,996	0	0	0	6	36
Sex							
Female	1,126	1,124	0	0	0	5	5
Male	879	872	0	0	0	1	31
Age							
0-04	40	40	0	0	0	0	0
05-17	586	578	0	0	0	1	34
18-20	62	62	0	0	0	0	0
21-24	100	99	0	0	0	1	0
25-34	385	385	0	0	0	2	0
35-44	423	423	0	0	0	1	2
45-54	227	227	0	0	0	0	0
55-64	102	102	0	0	0	1	0
65-74	49	49	0	0	0	0	0
75-84	19	19	0	0	0	0	0
85+	12	12	0	0	0	0	0
Race							
White	1,735	1,727	0	0	0	4	31
Black	102	101	0	0	0	0	2
Native American	101	101	0	0	0	0	2
Hispanic	61	61	0	0	0	1	1
Asian	6	6	0	0	0	1	0
Presenting Problem/Diagnosis							
Alcohol Abuse	43	43	0	0	0	0	0
Developmental Disorder	188	182	0	0	0	0	15
Mood Disorder	756	755	0	0	0	4	8
Non Alcohol/Drug Related Organic	11	11	0	0	0	0	0
Other Non-Psychotic	614	612	0	0	0	0	13
Other Psychotic	90	90	0	0	0	0	0
Personality Disorder	14	14	0	0	0	0	0
Schizophrenia	138	138	0	0	0	2	0
Social Conditions	111	111	0	0	0	0	0
Substance Related	39	39	0	0	0	0	0
Deferred/No Diagnosis	1	1	0	0	0	0	0
County of Residence							
Atoka	1	1	0	0	0	0	0
Beaver	1	1	0	0	0	0	0
Beckham	1	1	0	0	0	0	0
Blaine	16	16	0	0	0	0	1
Bryan	3	3	0	0	0	0	0
Caddo	53	53	0	0	0	0	0
Canadian	1,009	1,001	0	0	0	3	30
Cimarron	2	2	0	0	0	0	0
Cleveland	68	68	0	0	0	0	0
Coal	1	1	0	0	0	0	0
Comanche	1	1	0	0	0	0	0
Custer	2	2	0	0	0	0	0
Ellis	1	1	0	0	0	0	0
Garvin	2	2	0	0	0	0	0

Notes: The same client may be counted in more than one category, e.g., clients can receive services under more than one contract source, in more than one "County of Residence," or may have multiple "Other Indicators." Please see Definition page for other considerations.

Oklahoma Department of Mental Health and Substance Abuse Services

Counts of Admitted Clients Served by Funding Source for Each Agency During FY1997

CHISHOLM TRAIL COUNSELING SVC

	Funding Source						
	Total	Mental Health	Substance Abuse	Domestic Violence	Residential Care	Medicaid	Other
Grady	803	802	0	0	0	3	5
Grant	1	1	0	0	0	0	0
Greer	2	2	0	0	0	0	0
Harmon	1	1	0	0	0	0	0
Jefferson	1	1	0	0	0	0	0
Kingfisher	2	2	0	0	0	0	0
McClain	13	13	0	0	0	0	0
Oklahoma	15	15	0	0	0	0	0
Okmulgee	1	1	0	0	0	0	0
Pottawatomie	1	1	0	0	0	0	0
Stephens	3	3	0	0	0	0	0
Out of State/Unknown	1	1	0	0	0	0	0
Other Indicators							
Deaf and Hearing Impaired	14	14	0	0	0	0	0
Dual Diagnosis	81	81	0	0	0	0	0
Homeless	22	22	0	0	0	0	0
SED (6-17)	228	226	0	0	0	1	10
SMI (If ever)	870	869	0	0	0	4	4

Notes: The same client may be counted in more than one category, e.g., clients can receive services under more than one contract source, in more than one "County of Residence," or may have multiple "Other Indicators." Please see Definition page for other considerations.

Oklahoma Department of Mental Health and Substance Abuse Services

Counts of Admitted Clients Served by Funding Source for Each Agency During FY1997

CLETA'S COTTAGE

	Total	Funding Source					
		Mental Health	Substance Abuse	Domestic Violence	Residential Care	Medicaid	Other
Total							
Unduplicated Count	23	0	0	0	23	0	0
Sex							
Female	16	0	0	0	16	0	0
Male	7	0	0	0	7	0	0
Age							
25-34	1	0	0	0	1	0	0
35-44	3	0	0	0	3	0	0
45-54	4	0	0	0	4	0	0
55-64	9	0	0	0	9	0	0
65-74	5	0	0	0	5	0	0
75-84	1	0	0	0	1	0	0
Race							
White	22	0	0	0	22	0	0
Native American	1	0	0	0	1	0	0
Presenting Problem/Diagnosis							
Developmental Disorder	1	0	0	0	1	0	0
Mood Disorder	6	0	0	0	6	0	0
Other Psychotic	16	0	0	0	16	0	0
County of Residence							
Cleveland	23	0	0	0	23	0	0
Other Indicators							
SMI (If ever)	23	0	0	0	23	0	0

Notes: The same client may be counted in more than one category, e.g., clients can receive services under more than one contract source, in more than one "County of Residence," or may have multiple "Other Indicators." Please see Definition page for other considerations.

Oklahoma Department of Mental Health and Substance Abuse Services

Counts of Admitted Clients Served by Funding Source for Each Agency During FY1997

COMMUNITY ALCOHOLISM SERVICES

	Total	Funding Source					
		Mental Health	Substance Abuse	Domestic Violence	Residential Care	Medicaid	Other
Total							
Unduplicated Count	148	0	148	0	0	0	0
Sex							
Female	33	0	33	0	0	0	0
Male	115	0	115	0	0	0	0
Age							
18-20	6	0	6	0	0	0	0
21-24	7	0	7	0	0	0	0
25-34	35	0	35	0	0	0	0
35-44	53	0	53	0	0	0	0
45-54	32	0	32	0	0	0	0
55-64	13	0	13	0	0	0	0
65-74	1	0	1	0	0	0	0
75-84	1	0	1	0	0	0	0
Race							
White	96	0	96	0	0	0	0
Black	3	0	3	0	0	0	0
Native American	49	0	49	0	0	0	0
Presenting Problem/Diagnosis							
Alcohol Abuse	139	0	139	0	0	0	0
Other Psychotic	1	0	1	0	0	0	0
Social Conditions	2	0	2	0	0	0	0
Substance Related	6	0	6	0	0	0	0
County of Residence							
Alfalfa	1	0	1	0	0	0	0
Creek	50	0	50	0	0	0	0
Kay	1	0	1	0	0	0	0
Noble	37	0	37	0	0	0	0
Osage	1	0	1	0	0	0	0
Pawnee	55	0	55	0	0	0	0
Tulsa	3	0	3	0	0	0	0
Other Indicators							
Homeless	20	0	20	0	0	0	0
SMI (If ever)	9	0	9	0	0	0	0

Notes: The same client may be counted in more than one category, e.g., clients can receive services under more than one contract source, in more than one "County of Residence," or may have multiple "Other Indicators." Please see Definition page for other considerations.

Oklahoma Department of Mental Health and Substance Abuse Services

Counts of Admitted Clients Served by Funding Source for Each Agency During FY1997

COMMUNITY COUNSELING CENTER

	Total	Funding Source					
		Mental Health	Substance Abuse	Domestic Violence	Residential Care	Medicaid	Other
Total							
Unduplicated Count	3,479	3,154	99	0	0	117	1,484
Sex							
Female	1,935	1,734	58	0	0	85	925
Male	1,544	1,420	41	0	0	32	559
Age							
0-04	159	135	0	0	0	0	100
05-17	788	659	0	0	0	5	435
18-20	73	61	0	0	0	1	31
21-24	139	114	0	0	0	3	69
25-34	542	485	0	0	0	7	204
35-44	761	717	3	0	0	17	222
45-54	405	396	4	0	0	7	91
55-64	255	243	44	0	0	22	106
65-74	183	178	30	0	0	29	106
75-84	117	113	15	0	0	15	76
85+	57	53	3	0	0	11	44
Race							
White	2,644	2,439	82	0	0	98	1,079
Black	519	445	8	0	0	14	250
Native American	104	88	7	0	0	3	53
Hispanic	195	166	2	0	0	2	99
Asian	17	16	0	0	0	0	3
Presenting Problem/Diagnosis							
Alcohol Abuse	60	50	29	0	0	2	27
Developmental Disorder	332	291	0	0	0	4	173
Mood Disorder	1,279	1,193	32	0	0	43	507
Non Alcohol/Drug Related Organic	70	67	6	0	0	8	42
Other Non-Psychotic	768	644	17	0	0	37	466
Other Psychotic	264	263	5	0	0	9	35
Personality Disorder	9	9	1	0	0	0	4
Schizophrenia	397	395	5	0	0	9	56
Social Conditions	266	212	1	0	0	3	154
Substance Related	28	25	2	0	0	1	14
Deferred/No Diagnosis	6	5	1	0	0	1	6
County of Residence							
Canadian	12	11	0	0	0	0	4
Cherokee	1	1	0	0	0	0	1
Cleveland	3	3	0	0	0	0	0
Comanche	1	1	0	0	0	0	1
Grady	1	1	0	0	0	0	1
Lincoln	1	1	0	0	0	0	1
McClain	2	2	0	0	0	0	1
Muskogee	1	1	0	0	0	0	1
Oklahoma	3,454	3,130	99	0	0	117	1,471
Pottawatomie	2	2	0	0	0	0	2
Roger Mills	1	1	0	0	0	0	1
Other Indicators							
Deaf and Hearing Impaired	32	29	2	0	0	3	14
Dual Diagnosis	317	310	17	0	0	7	45

Notes: The same client may be counted in more than one category, e.g., clients can receive services under more than one contract source, in more than one "County of Residence," or may have multiple "Other Indicators." Please see Definition page for other considerations.

Oklahoma Department of Mental Health and Substance Abuse Services
 Counts of Admitted Clients Served by Funding Source for Each Agency During FY1997
COMMUNITY COUNSELING CENTER

	Funding Source					
	Total	Mental Health	Substance Abuse	Domestic Violence	Residential Care	Medicaid Other
Homeless	151	146	2	0	0	5 19
SED (6-17)	262	239	0	0	0	5 122
SMI (If ever)	1,682	1,648	66	0	0	81 433

Notes: The same client may be counted in more than one category, e.g., clients can receive services under more than one contract source, in more than one "County of Residence," or may have multiple "Other Indicators." Please see Definition page for other considerations.

Oklahoma Department of Mental Health and Substance Abuse Services

Counts of Admitted Clients Served by Funding Source for Each Agency During FY1997

COMMUNITY CRISIS CTR, INC.

	Total	Funding Source					
		Mental Health	Substance Abuse	Domestic Violence	Residential Care	Medicaid	Other
Total							
Unduplicated Count	188	0	0	188	0	0	0
Sex							
Female	134	0	0	134	0	0	0
Male	54	0	0	54	0	0	0
Age							
0-04	47	0	0	47	0	0	0
05-17	59	0	0	59	0	0	0
18-20	9	0	0	9	0	0	0
21-24	7	0	0	7	0	0	0
25-34	39	0	0	39	0	0	0
35-44	23	0	0	23	0	0	0
45-54	2	0	0	2	0	0	0
55-64	1	0	0	1	0	0	0
65-74	1	0	0	1	0	0	0
Race							
White	132	0	0	132	0	0	0
Black	15	0	0	15	0	0	0
Native American	25	0	0	25	0	0	0
Hispanic	16	0	0	16	0	0	0
Presenting Problem/Diagnosis							
Social Conditions	188	0	0	188	0	0	0
County of Residence							
Comanche	4	0	0	4	0	0	0
Craig	3	0	0	3	0	0	0
Creek	4	0	0	4	0	0	0
Delaware	43	0	0	43	0	0	0
Garfield	3	0	0	3	0	0	0
Haskell	1	0	0	1	0	0	0
Kiowa	1	0	0	1	0	0	0
Mayes	7	0	0	7	0	0	0
Murray	1	0	0	1	0	0	0
Muskogee	3	0	0	3	0	0	0
Oklahoma	1	0	0	1	0	0	0
Ottawa	74	0	0	74	0	0	0
Rogers	6	0	0	6	0	0	0
Tulsa	6	0	0	6	0	0	0
Out of State/Unknown	31	0	0	31	0	0	0
Other Indicators							
Homeless	143	0	0	143	0	0	0
SMI (If ever)	18	0	0	18	0	0	0

Notes: The same client may be counted in more than one category, e.g., clients can receive services under more than one contract source, in more than one "County of Residence," or may have multiple "Other Indicators." Please see Definition page for other considerations.

Oklahoma Department of Mental Health and Substance Abuse Services

Counts of Admitted Clients Served by Funding Source for Each Agency During FY1997

COPP'S RESIDENTIAL CARE, INC.

	Total	Funding Source					
		Mental Health	Substance Abuse	Domestic Violence	Residential Care	Medicaid	Other
Total							
Unduplicated Count	50	0	0	0	50	0	0
Sex							
Female	20	0	0	0	20	0	0
Male	30	0	0	0	30	0	0
Age							
18-20	1	0	0	0	1	0	0
21-24	2	0	0	0	2	0	0
25-34	4	0	0	0	4	0	0
35-44	14	0	0	0	14	0	0
45-54	10	0	0	0	10	0	0
55-64	11	0	0	0	11	0	0
65-74	5	0	0	0	5	0	0
75-84	3	0	0	0	3	0	0
Race							
White	41	0	0	0	41	0	0
Black	7	0	0	0	7	0	0
Native American	1	0	0	0	1	0	0
Hispanic	1	0	0	0	1	0	0
Presenting Problem/Diagnosis							
Developmental Disorder	32	0	0	0	32	0	0
Mood Disorder	3	0	0	0	3	0	0
Other Psychotic	1	0	0	0	1	0	0
Social Conditions	14	0	0	0	14	0	0
County of Residence							
Rogers	49	0	0	0	49	0	0
Tulsa	1	0	0	0	1	0	0
Other Indicators							
Deaf and Hearing Impaired	1	0	0	0	1	0	0
Homeless	1	0	0	0	1	0	0
SMI (If ever)	50	0	0	0	50	0	0

Notes: The same client may be counted in more than one category, e.g., clients can receive services under more than one contract source, in more than one "County of Residence," or may have multiple "Other Indicators." Please see Definition page for other considerations.

Oklahoma Department of Mental Health and Substance Abuse Services

Counts of Admitted Clients Served by Funding Source for Each Agency During FY1997

COUNTRY LANE RESID. CARE HOME

	Total	Funding Source					
		Mental Health	Substance Abuse	Domestic Violence	Residential Care	Medicaid	Other
Total							
Unduplicated Count	86	0	0	0	86	0	0
Sex							
Female	23	0	0	0	23	0	0
Male	63	0	0	0	63	0	0
Age							
18-20	1	0	0	0	1	0	0
21-24	4	0	0	0	4	0	0
25-34	18	0	0	0	18	0	0
35-44	21	0	0	0	21	0	0
45-54	22	0	0	0	22	0	0
55-64	9	0	0	0	9	0	0
65-74	10	0	0	0	10	0	0
75-84	1	0	0	0	1	0	0
Race							
White	65	0	0	0	65	0	0
Black	15	0	0	0	15	0	0
Native American	4	0	0	0	4	0	0
Hispanic	2	0	0	0	2	0	0
Presenting Problem/Diagnosis							
Alcohol Abuse	3	0	0	0	3	0	0
Developmental Disorder	7	0	0	0	7	0	0
Mood Disorder	17	0	0	0	17	0	0
Other Psychotic	22	0	0	0	22	0	0
Social Conditions	26	0	0	0	26	0	0
Substance Related	2	0	0	0	2	0	0
Deferred/No Diagnosis	9	0	0	0	9	0	0
County of Residence							
Craig	59	0	0	0	59	0	0
Creek	1	0	0	0	1	0	0
Delaware	2	0	0	0	2	0	0
Haskell	1	0	0	0	1	0	0
Hughes	3	0	0	0	3	0	0
Kay	1	0	0	0	1	0	0
Mayes	1	0	0	0	1	0	0
McCurtain	3	0	0	0	3	0	0
Oklahoma	1	0	0	0	1	0	0
Okmulgee	1	0	0	0	1	0	0
Pittsburgh	1	0	0	0	1	0	0
Rogers	3	0	0	0	3	0	0
Tulsa	3	0	0	0	3	0	0
Wagoner	4	0	0	0	4	0	0
Washington	1	0	0	0	1	0	0
Out of State/Unknown	1	0	0	0	1	0	0
Other Indicators							
Deaf and Hearing Impaired	2	0	0	0	2	0	0
Homeless	21	0	0	0	21	0	0
SMI (If ever)	86	0	0	0	86	0	0

Notes: The same client may be counted in more than one category, e.g., clients can receive services under more than one contract source, in more than one "County of Residence," or may have multiple "Other Indicators." Please see Definition page for other considerations.

Oklahoma Department of Mental Health and Substance Abuse Services

Counts of Admitted Clients Served by Funding Source for Each Agency During FY1997

CROOKS MENTAL HEALTH SERVICES

	Total	Funding Source					
		Mental Health	Substance Abuse	Domestic Violence	Residential Care	Medicaid	Other
Total							
Unduplicated Count	1,267	1,267	6	0	0	0	0
Sex							
Female	644	644	4	0	0	0	0
Male	623	623	2	0	0	0	0
Age							
0-04	3	3	0	0	0	0	0
05-17	239	239	0	0	0	0	0
18-20	33	33	0	0	0	0	0
21-24	63	63	1	0	0	0	0
25-34	200	200	0	0	0	0	0
35-44	311	311	0	0	0	0	0
45-54	188	188	3	0	0	0	0
55-64	124	124	0	0	0	0	0
65-74	56	56	0	0	0	0	0
75-84	31	31	1	0	0	0	0
85+	19	19	1	0	0	0	0
Race							
White	951	951	5	0	0	0	0
Black	207	207	1	0	0	0	0
Native American	87	87	0	0	0	0	0
Hispanic	20	20	0	0	0	0	0
Asian	2	2	0	0	0	0	0
Presenting Problem/Diagnosis							
Alcohol Abuse	5	5	0	0	0	0	0
Developmental Disorder	128	128	0	0	0	0	0
Mood Disorder	548	548	3	0	0	0	0
Non Alcohol/Drug Related Organic	27	27	0	0	0	0	0
Other Non-Psychotic	147	147	0	0	0	0	0
Other Psychotic	124	124	1	0	0	0	0
Personality Disorder	12	12	0	0	0	0	0
Schizophrenia	261	261	2	0	0	0	0
Social Conditions	9	9	0	0	0	0	0
Substance Related	6	6	0	0	0	0	0
County of Residence							
Creek	459	459	4	0	0	0	0
McIntosh	1	1	0	0	0	0	0
Okfuskee	257	257	0	0	0	0	0
Oklahoma	1	1	0	0	0	0	0
Okmulgee	538	538	2	0	0	0	0
Tulsa	11	11	0	0	0	0	0
Other Indicators							
Deaf and Hearing Impaired	7	7	0	0	0	0	0
Dual Diagnosis	106	106	0	0	0	0	0
Homeless	20	20	0	0	0	0	0
SED (6-17)	169	169	0	0	0	0	0
SMI (If ever)	885	885	5	0	0	0	0

Notes: The same client may be counted in more than one category, e.g., clients can receive services under more than one contract source, in more than one "County of Residence," or may have multiple "Other Indicators." Please see Definition page for other considerations.

Oklahoma Department of Mental Health and Substance Abuse Services

Counts of Admitted Clients Served by Funding Source for Each Agency During FY1997

CRISIS CONTROL CENTER

	Total	Funding Source					
		Mental Health	Substance Abuse	Domestic Violence	Residential Care	Medicaid	Other
Total							
Unduplicated Count	311	0	0	311	0	0	0
Sex							
Female	236	0	0	236	0	0	0
Male	75	0	0	75	0	0	0
Age							
0-04	49	0	0	49	0	0	0
05-17	101	0	0	101	0	0	0
18-20	15	0	0	15	0	0	0
21-24	20	0	0	20	0	0	0
25-34	67	0	0	67	0	0	0
35-44	48	0	0	48	0	0	0
45-54	9	0	0	9	0	0	0
55-64	1	0	0	1	0	0	0
65-74	1	0	0	1	0	0	0
Race							
White	239	0	0	239	0	0	0
Black	16	0	0	16	0	0	0
Native American	53	0	0	53	0	0	0
Hispanic	3	0	0	3	0	0	0
Presenting Problem/Diagnosis							
Social Conditions	302	0	0	302	0	0	0
Deferred/No Diagnosis	9	0	0	9	0	0	0
County of Residence							
Atoka	12	0	0	12	0	0	0
Bryan	200	0	0	200	0	0	0
Carter	6	0	0	6	0	0	0
Choctaw	5	0	0	5	0	0	0
Cleveland	1	0	0	1	0	0	0
Garfield	2	0	0	2	0	0	0
Johnston	17	0	0	17	0	0	0
Marshall	17	0	0	17	0	0	0
McCurtain	9	0	0	9	0	0	0
Murray	3	0	0	3	0	0	0
Oklahoma	5	0	0	5	0	0	0
Pontotoc	5	0	0	5	0	0	0
Seminole	2	0	0	2	0	0	0
Sequoyah	4	0	0	4	0	0	0
Wagoner	5	0	0	5	0	0	0
Washington	1	0	0	1	0	0	0
Out of State/Unknown	17	0	0	17	0	0	0
Other Indicators							
Deaf and Hearing Impaired	2	0	0	2	0	0	0
Homeless	203	0	0	203	0	0	0
SMI (If ever)	23	0	0	23	0	0	0

Notes: The same client may be counted in more than one category, e.g., clients can receive services under more than one contract source, in more than one "County of Residence," or may have multiple "Other Indicators." Please see Definition page for other considerations.

Oklahoma Department of Mental Health and Substance Abuse Services

Counts of Admitted Clients Served by Funding Source for Each Agency During FY1997

CROSSROADS COUNSELING

	Total	Funding Source					
		Mental Health	Substance Abuse	Domestic Violence	Residential Care	Medicaid	Other
Total							
Unduplicated Count	222	0	0	0	0	41	197
Sex							
Female	131	0	0	0	0	29	114
Male	91	0	0	0	0	12	83
Age							
0-04	6	0	0	0	0	5	3
05-17	60	0	0	0	0	15	52
18-20	7	0	0	0	0	1	7
21-24	10	0	0	0	0	1	9
25-34	45	0	0	0	0	9	40
35-44	58	0	0	0	0	10	50
45-54	30	0	0	0	0	0	30
55-64	6	0	0	0	0	0	6
Race							
White	186	0	0	0	0	23	168
Black	18	0	0	0	0	10	12
Native American	14	0	0	0	0	6	13
Hispanic	3	0	0	0	0	2	3
Asian	1	0	0	0	0	0	1
Presenting Problem/Diagnosis							
Alcohol Abuse	22	0	0	0	0	8	17
Developmental Disorder	22	0	0	0	0	0	22
Mood Disorder	62	0	0	0	0	1	62
Non Alcohol/Drug Related Organic	1	0	0	0	0	0	1
Other Non-Psychotic	22	0	0	0	0	4	21
Other Psychotic	8	0	0	0	0	0	8
Personality Disorder	2	0	0	0	0	0	2
Social Conditions	37	0	0	0	0	1	37
Substance Related	26	0	0	0	0	13	17
Deferred/No Diagnosis	20	0	0	0	0	14	10
County of Residence							
Alfalfa	2	0	0	0	0	0	2
Cherokee	2	0	0	0	0	0	2
Creek	1	0	0	0	0	1	0
Garfield	163	0	0	0	0	9	160
Garvin	1	0	0	0	0	1	0
Grant	5	0	0	0	0	0	5
Greer	1	0	0	0	0	1	0
Jackson	2	0	0	0	0	2	0
Kay	7	0	0	0	0	4	5
Kingfisher	7	0	0	0	0	0	7
Logan	9	0	0	0	0	5	9
Major	2	0	0	0	0	0	2
Muskogee	1	0	0	0	0	0	1
Noble	1	0	0	0	0	0	1
Oklahoma	14	0	0	0	0	14	3
Payne	1	0	0	0	0	1	0
Pottawatomie	1	0	0	0	0	1	0
Rogers	2	0	0	0	0	2	0

Notes: The same client may be counted in more than one category, e.g., clients can receive services under more than one contract source, in more than one "County of Residence," or may have multiple "Other Indicators." Please see Definition page for other considerations.

Oklahoma Department of Mental Health and Substance Abuse Services
 Counts of Admitted Clients Served by Funding Source for Each Agency During FY1997
CROSSROADS COUNSELING

	Funding Source						
	Total	Mental Health	Substance Abuse	Domestic Violence	Residential Care	Medicaid	Other
Other Indicators							
Deaf and Hearing Impaired	2	0	0	0	0	0	2
Dual Diagnosis	4	0	0	0	0	0	4
Homeless	6	0	0	0	0	0	6
SED (6-17)	1	0	0	0	0	0	1
SMI (If ever)	70	0	0	0	0	4	66

Notes: The same client may be counted in more than one category, e.g., clients can receive services under more than one contract source, in more than one "County of Residence," or may have multiple "Other Indicators." Please see Definition page for other considerations.

Oklahoma Department of Mental Health and Substance Abuse Services

Counts of Admitted Clients Served by Funding Source for Each Agency During FY1997

CROSSROADS INCORPORATED

		Funding Source						
		Total	Mental Health	Substance Abuse	Domestic Violence	Residential Care	Medicaid	Other
Total	Unduplicated Count	53	53	0	0	0	0	0
Sex	Female	16	16	0	0	0	0	0
	Male	37	37	0	0	0	0	0
Age	18-20	2	2	0	0	0	0	0
	21-24	1	1	0	0	0	0	0
	25-34	16	16	0	0	0	0	0
	35-44	22	22	0	0	0	0	0
	45-54	10	10	0	0	0	0	0
	65-74	2	2	0	0	0	0	0
Race	White	44	44	0	0	0	0	0
	Black	5	5	0	0	0	0	0
	Native American	2	2	0	0	0	0	0
	Hispanic	2	2	0	0	0	0	0
Presenting Problem/Diagnosis	Mood Disorder	25	25	0	0	0	0	0
	Other Psychotic	18	18	0	0	0	0	0
	Deferred/No Diagnosis	10	10	0	0	0	0	0
County of Residence	Creek	1	1	0	0	0	0	0
	Oklahoma	2	2	0	0	0	0	0
	Osage	1	1	0	0	0	0	0
	Pawnee	1	1	0	0	0	0	0
	Tulsa	48	48	0	0	0	0	0
Other Indicators	Homeless	3	3	0	0	0	0	0
	SMI (If ever)	52	52	0	0	0	0	0

Notes: The same client may be counted in more than one category, e.g., clients can receive services under more than one contract source, in more than one "County of Residence," or may have multiple "Other Indicators." Please see Definition page for other considerations.

Oklahoma Department of Mental Health and Substance Abuse Services

Counts of Admitted Clients Served by Funding Source for Each Agency During FY1997

D.V. PROG. OF N. CENTRAL OK.

	Total	Funding Source					
		Mental Health	Substance Abuse	Domestic Violence	Residential Care	Medicaid	Other
Total							
Unduplicated Count	152	0	0	152	0	0	0
Sex							
Female	121	0	0	121	0	0	0
Male	31	0	0	31	0	0	0
Age							
0-04	36	0	0	36	0	0	0
05-17	34	0	0	34	0	0	0
18-20	10	0	0	10	0	0	0
21-24	14	0	0	14	0	0	0
25-34	30	0	0	30	0	0	0
35-44	16	0	0	16	0	0	0
45-54	8	0	0	8	0	0	0
55-64	3	0	0	3	0	0	0
65-74	1	0	0	1	0	0	0
Race							
White	116	0	0	116	0	0	0
Black	3	0	0	3	0	0	0
Native American	24	0	0	24	0	0	0
Hispanic	9	0	0	9	0	0	0
Presenting Problem/Diagnosis							
Alcohol Abuse	1	0	0	1	0	0	0
Developmental Disorder	1	0	0	1	0	0	0
Social Conditions	149	0	0	149	0	0	0
Deferred/No Diagnosis	1	0	0	1	0	0	0
County of Residence							
Bryan	1	0	0	1	0	0	0
Kay	117	0	0	117	0	0	0
Mayes	1	0	0	1	0	0	0
Murray	3	0	0	3	0	0	0
Noble	3	0	0	3	0	0	0
Oklahoma	6	0	0	6	0	0	0
Osage	8	0	0	8	0	0	0
Payne	4	0	0	4	0	0	0
Out of State/Unknown	9	0	0	9	0	0	0
Other Indicators							
Homeless	21	0	0	21	0	0	0
SMI (If ever)	10	0	0	10	0	0	0

Notes: The same client may be counted in more than one category, e.g., clients can receive services under more than one contract source, in more than one "County of Residence," or may have multiple "Other Indicators." Please see Definition page for other considerations.

Oklahoma Department of Mental Health and Substance Abuse Services

Counts of Admitted Clients Served by Funding Source for Each Agency During FY1997

DIVORCE VISITATION ARBITRATION

		Funding Source						
		Total	Mental Health	Substance Abuse	Domestic Violence	Residential Care	Medicaid	Other
Total	Unduplicated Count	38	0	0	38	0	0	0
Sex	Female	21	0	0	21	0	0	0
	Male	17	0	0	17	0	0	0
Age	05-17	1	0	0	1	0	0	0
	21-24	2	0	0	2	0	0	0
	25-34	18	0	0	18	0	0	0
	35-44	15	0	0	15	0	0	0
	45-54	1	0	0	1	0	0	0
	55-64	1	0	0	1	0	0	0
Race	White	37	0	0	37	0	0	0
	Native American	1	0	0	1	0	0	0
Presenting Problem/Diagnosis	Social Conditions	38	0	0	38	0	0	0
County of Residence	Canadian	1	0	0	1	0	0	0
	Lincoln	3	0	0	3	0	0	0
	Noble	1	0	0	1	0	0	0
	Oklahoma	1	0	0	1	0	0	0
	Pawnee	1	0	0	1	0	0	0
	Payne	31	0	0	31	0	0	0
Other Indicators	SMI (If ever)	2	0	0	2	0	0	0

Notes: The same client may be counted in more than one category, e.g., clients can receive services under more than one contract source, in more than one "County of Residence," or may have multiple "Other Indicators." Please see Definition page for other considerations.

Oklahoma Department of Mental Health and Substance Abuse Services

Counts of Admitted Clients Served by Funding Source for Each Agency During FY1997

DOMESTIC VIOLENCE INTERVENTION SERVICES

	Total	Funding Source					
		Mental Health	Substance Abuse	Domestic Violence	Residential Care	Medicaid	Other
Total							
Unduplicated Count	1,617	0	633	1,228	0	0	33
Sex							
Female	965	0	291	847	0	0	0
Male	652	0	342	381	0	0	33
Age							
0-04	200	0	10	200	0	0	0
05-17	186	0	18	186	0	0	0
18-20	62	0	19	52	0	0	0
21-24	155	0	68	118	0	0	3
25-34	512	0	250	343	0	0	13
35-44	354	0	192	229	0	0	9
45-54	126	0	64	86	0	0	6
55-64	17	0	8	13	0	0	1
65-74	5	0	4	1	0	0	1
Race							
White	1,018	0	439	744	0	0	24
Black	348	0	92	301	0	0	5
Native American	142	0	68	93	0	0	3
Hispanic	102	0	33	83	0	0	1
Asian	7	0	1	7	0	0	0
Presenting Problem/Diagnosis							
Alcohol Abuse	34	0	34	5	0	0	0
Mood Disorder	1	0	0	1	0	0	0
Social Conditions	1,534	0	552	1,212	0	0	33
Substance Related	48	0	47	10	0	0	0
County of Residence							
Alfalfa	1	0	0	1	0	0	0
Canadian	1	0	1	0	0	0	0
Carter	1	0	0	1	0	0	0
Cherokee	2	0	2	1	0	0	0
Choctaw	2	0	1	2	0	0	0
Cleveland	2	0	0	2	0	0	0
Craig	1	0	0	1	0	0	0
Creek	85	0	21	67	0	0	3
Custer	1	0	1	0	0	0	0
Delaware	1	0	1	1	0	0	0
Garfield	1	0	1	0	0	0	0
Grady	1	0	0	1	0	0	0
Harmon	1	0	0	1	0	0	0
Haskell	1	0	0	1	0	0	0
Hughes	1	0	0	1	0	0	0
Kay	2	0	0	2	0	0	0
Kingfisher	1	0	0	1	0	0	0
LeFlore	4	0	0	4	0	0	0
Mayes	2	0	0	1	0	0	1
McClain	1	0	0	1	0	0	0
Muskogee	6	0	1	4	0	0	1
Noble	4	0	0	4	0	0	0
Oklahoma	6	0	0	6	0	0	0

Notes: The same client may be counted in more than one category, e.g., clients can receive services under more than one contract source, in more than one "County of Residence," or may have multiple "Other Indicators." Please see Definition page for other considerations.

Oklahoma Department of Mental Health and Substance Abuse Services
Counts of Admitted Clients Served by Funding Source for Each Agency During FY1997
DOMESTIC VIOLENCE INTERVENTION SERVICES

	Funding Source						
	Total	Mental Health	Substance Abuse	Domestic Violence	Residential Care	Medicaid	Other
Okmulgee	19	0	11	8	0	0	3
Osage	12	0	4	8	0	0	2
Pawnee	4	0	1	3	0	0	0
Pittsburgh	7	0	0	7	0	0	0
Pontotoc	1	0	1	1	0	0	0
Pottawatomie	1	0	1	0	0	0	0
Roger Mills	1	0	0	1	0	0	0
Rogers	31	0	14	21	0	0	0
Stephens	7	0	0	7	0	0	0
Texas	1	0	0	1	0	0	0
Tulsa	1,320	0	547	993	0	0	23
Wagoner	37	0	14	29	0	0	0
Washington	8	0	3	8	0	0	0
Washita	4	0	2	3	0	0	0
Woodward	1	0	0	1	0	0	0
Out of State/Unknown	35	0	6	34	0	0	0
Other Indicators							
Deaf and Hearing Impaired	5	0	2	3	0	0	1
Homeless	311	0	21	305	0	0	0
SED (6-17)	2	0	0	2	0	0	0
SMI (If ever)	180	0	85	138	0	0	3

Notes: The same client may be counted in more than one category, e.g., clients can receive services under more than one contract source, in more than one "County of Residence," or may have multiple "Other Indicators." Please see Definition page for other considerations.

Oklahoma Department of Mental Health and Substance Abuse Services
Counts of Admitted Clients Served by Funding Source for Each Agency During FY1997
DON MENTZER FACILITY

		Funding Source						
		Total	Mental Health	Substance Abuse	Domestic Violence	Residential Care	Medicaid	Other
Total	Unduplicated Count	28	0	0	0	28	0	0
Sex	Female	10	0	0	0	10	0	0
	Male	18	0	0	0	18	0	0
Age	21-24	1	0	0	0	1	0	0
	25-34	3	0	0	0	3	0	0
	35-44	9	0	0	0	9	0	0
	45-54	10	0	0	0	10	0	0
	55-64	5	0	0	0	5	0	0
Race	White	23	0	0	0	23	0	0
	Black	2	0	0	0	2	0	0
	Hispanic	3	0	0	0	3	0	0
Presenting Problem/Diagnosis	Developmental Disorder	1	0	0	0	1	0	0
	Mood Disorder	10	0	0	0	10	0	0
	Other Psychotic	12	0	0	0	12	0	0
	Social Conditions	4	0	0	0	4	0	0
	Substance Related	1	0	0	0	1	0	0
County of Residence	Craig	8	0	0	0	8	0	0
	Sequoyah	19	0	0	0	19	0	0
	Out of State/Unknown	1	0	0	0	1	0	0
Other Indicators	Homeless	1	0	0	0	1	0	0
	SMI (If ever)	28	0	0	0	28	0	0

Notes: The same client may be counted in more than one category, e.g., clients can receive services under more than one contract source, in more than one "County of Residence," or may have multiple "Other Indicators." Please see Definition page for other considerations.

Oklahoma Department of Mental Health and Substance Abuse Services

Counts of Admitted Clients Served by Funding Source for Each Agency During FY1997

DOW RESIDENTIAL CARE HOME

	Total	Funding Source					
		Mental Health	Substance Abuse	Domestic Violence	Residential Care	Medicaid	Other
Total							
Unduplicated Count	37	0	0	0	37	0	0
Sex							
Female	22	0	0	0	22	0	0
Male	15	0	0	0	15	0	0
Age							
21-24	1	0	0	0	1	0	0
25-34	7	0	0	0	7	0	0
35-44	8	0	0	0	8	0	0
45-54	7	0	0	0	7	0	0
55-64	10	0	0	0	10	0	0
65-74	4	0	0	0	4	0	0
Race							
White	27	0	0	0	27	0	0
Black	2	0	0	0	2	0	0
Native American	6	0	0	0	6	0	0
Hispanic	2	0	0	0	2	0	0
Presenting Problem/Diagnosis							
Mood Disorder	9	0	0	0	9	0	0
Other Psychotic	9	0	0	0	9	0	0
Social Conditions	19	0	0	0	19	0	0
County of Residence							
Atoka	1	0	0	0	1	0	0
Latimer	1	0	0	0	1	0	0
Muskogee	1	0	0	0	1	0	0
Pittsburgh	33	0	0	0	33	0	0
Stephens	1	0	0	0	1	0	0
Other Indicators							
Deaf and Hearing Impaired	1	0	0	0	1	0	0
SMI (If ever)	36	0	0	0	36	0	0

Notes: The same client may be counted in more than one category, e.g., clients can receive services under more than one contract source, in more than one "County of Residence," or may have multiple "Other Indicators." Please see Definition page for other considerations.

Oklahoma Department of Mental Health and Substance Abuse Services

Counts of Admitted Clients Served by Funding Source for Each Agency During FY1997

DRUG RECOVERY, INC.

	Total	Funding Source					Other
		Mental Health	Substance Abuse	Domestic Violence	Residential Care	Medicaid	
Total							
Unduplicated Count	832	0	804	0	0	0	116
Sex							
Female	249	0	244	0	0	0	20
Male	583	0	560	0	0	0	96
Age							
05-17	90	0	87	0	0	0	44
18-20	56	0	50	0	0	0	10
21-24	65	0	64	0	0	0	6
25-34	296	0	290	0	0	0	16
35-44	244	0	237	0	0	0	29
45-54	70	0	65	0	0	0	10
55-64	10	0	10	0	0	0	1
65-74	1	0	1	0	0	0	0
Race							
White	577	0	561	0	0	0	65
Black	170	0	162	0	0	0	30
Native American	58	0	54	0	0	0	16
Hispanic	24	0	24	0	0	0	4
Asian	3	0	3	0	0	0	1
Presenting Problem/Diagnosis							
Alcohol Abuse	63	0	63	0	0	0	3
Substance Related	769	0	741	0	0	0	113
County of Residence							
Beckham	7	0	7	0	0	0	1
Bryan	2	0	2	0	0	0	0
Caddo	7	0	7	0	0	0	3
Canadian	15	0	15	0	0	0	2
Carter	6	0	6	0	0	0	2
Cherokee	2	0	2	0	0	0	1
Choctaw	9	0	9	0	0	0	0
Cleveland	28	0	26	0	0	0	5
Coal	3	0	3	0	0	0	0
Comanche	13	0	13	0	0	0	2
Cotton	3	0	3	0	0	0	1
Craig	2	0	1	0	0	0	2
Creek	4	0	4	0	0	0	1
Custer	2	0	2	0	0	0	1
Garfield	9	0	5	0	0	0	6
Garvin	5	0	5	0	0	0	1
Grady	10	0	10	0	0	0	1
Hughes	5	0	5	0	0	0	0
Jackson	4	0	4	0	0	0	1
Johnston	2	0	2	0	0	0	1
Kay	2	0	2	0	0	0	0
Kiowa	1	0	1	0	0	0	0
Lincoln	3	0	3	0	0	0	1
Logan	9	0	9	0	0	0	1
Love	2	0	2	0	0	0	0
McClain	9	0	9	0	0	0	0

Notes: The same client may be counted in more than one category, e.g., clients can receive services under more than one contract source, in more than one "County of Residence," or may have multiple "Other Indicators." Please see Definition page for other considerations.

Oklahoma Department of Mental Health and Substance Abuse Services

Counts of Admitted Clients Served by Funding Source for Each Agency During FY1997

DRUG RECOVERY, INC.

	Funding Source						
	Total	Mental Health	Substance Abuse	Domestic Violence	Residential Care	Medicaid	Other
McCurtain	8	0	8	0	0	0	1
McIntosh	2	0	2	0	0	0	0
Muskogee	2	0	2	0	0	0	0
Okfuskee	3	0	3	0	0	0	0
Oklahoma	520	0	512	0	0	0	52
Okmulgee	2	0	2	0	0	0	0
Osage	1	0	1	0	0	0	0
Ottawa	3	0	2	0	0	0	3
Pawnee	1	0	1	0	0	0	1
Payne	4	0	4	0	0	0	1
Pittsburgh	2	0	2	0	0	0	0
Pontotoc	9	0	9	0	0	0	1
Pottawatomie	8	0	8	0	0	0	1
Pushmataha	2	0	2	0	0	0	0
Rogers	5	0	4	0	0	0	2
Seminole	5	0	5	0	0	0	0
Sequoyah	6	0	5	0	0	0	1
Stephens	7	0	7	0	0	0	0
Texas	1	0	1	0	0	0	0
Tulsa	49	0	41	0	0	0	14
Wagoner	5	0	5	0	0	0	0
Washington	6	0	4	0	0	0	4
Woodward	4	0	4	0	0	0	1
Out of State/Unknown	13	0	13	0	0	0	1
Other Indicators							
Deaf and Hearing Impaired	2	0	2	0	0	0	0
Homeless	56	0	56	0	0	0	2
SMI (If ever)	193	0	189	0	0	0	13

Notes: The same client may be counted in more than one category, e.g., clients can receive services under more than one contract source, in more than one "County of Residence," or may have multiple "Other Indicators." Please see Definition page for other considerations.

Oklahoma Department of Mental Health and Substance Abuse Services

Counts of Admitted Clients Served by Funding Source for Each Agency During FY1997

DUNCAN COMMUNITY RESIDENCE INC

		Funding Source						
		Total	Mental Health	Substance Abuse	Domestic Violence	Residential Care	Medicaid	Other
Total	Unduplicated Count	28	0	0	0	28	0	0
Sex	Female	13	0	0	0	13	0	0
	Male	15	0	0	0	15	0	0
Age	25-34	4	0	0	0	4	0	0
	35-44	8	0	0	0	8	0	0
	45-54	10	0	0	0	10	0	0
	55-64	4	0	0	0	4	0	0
	65-74	2	0	0	0	2	0	0
Race	White	26	0	0	0	26	0	0
	Black	1	0	0	0	1	0	0
	Native American	1	0	0	0	1	0	0
Presenting Problem/Diagnosis	Mood Disorder	2	0	0	0	2	0	0
	Other Psychotic	10	0	0	0	10	0	0
	Deferred/No Diagnosis	16	0	0	0	16	0	0
County of Residence	Comanche	1	0	0	0	1	0	0
	Stephens	27	0	0	0	27	0	0
Other Indicators	SMI (If ever)	27	0	0	0	27	0	0

Notes: The same client may be counted in more than one category, e.g., clients can receive services under more than one contract source, in more than one "County of Residence," or may have multiple "Other Indicators." Please see Definition page for other considerations.

Oklahoma Department of Mental Health and Substance Abuse Services

Counts of Admitted Clients Served by Funding Source for Each Agency During FY1997

DYCO PROPERTIES, INC.

	Total	Funding Source					
		Mental Health	Substance Abuse	Domestic Violence	Residential Care	Medicaid	Other
Total							
Unduplicated Count	30	0	0	0	30	0	0
Sex							
Female	10	0	0	0	10	0	0
Male	20	0	0	0	20	0	0
Age							
21-24	1	0	0	0	1	0	0
25-34	1	0	0	0	1	0	0
35-44	12	0	0	0	12	0	0
45-54	10	0	0	0	10	0	0
55-64	5	0	0	0	5	0	0
65-74	1	0	0	0	1	0	0
Race							
White	26	0	0	0	26	0	0
Black	1	0	0	0	1	0	0
Native American	3	0	0	0	3	0	0
Presenting Problem/Diagnosis							
Developmental Disorder	27	0	0	0	27	0	0
Deferred/No Diagnosis	3	0	0	0	3	0	0
County of Residence							
Cleveland	1	0	0	0	1	0	0
McCurtain	2	0	0	0	2	0	0
McIntosh	3	0	0	0	3	0	0
Okmulgee	24	0	0	0	24	0	0
Other Indicators							
Homeless	4	0	0	0	4	0	0
SMI (If ever)	30	0	0	0	30	0	0

Notes: The same client may be counted in more than one category, e.g., clients can receive services under more than one contract source, in more than one "County of Residence," or may have multiple "Other Indicators." Please see Definition page for other considerations.

Oklahoma Department of Mental Health and Substance Abuse Services

Counts of Admitted Clients Served by Funding Source for Each Agency During FY1997

EAGLE RIDGE INSTITUTE

	Total	Funding Source					
		Mental Health	Substance Abuse	Domestic Violence	Residential Care	Medicaid	Other
Total							
Unduplicated Count	260	17	245	0	0	0	15
Sex							
Female	185	17	183	0	0	0	2
Male	75	0	62	0	0	0	13
Age							
0-04	67	1	67	0	0	0	0
05-17	84	0	69	0	0	0	15
18-20	2	0	2	0	0	0	0
21-24	17	5	17	0	0	0	0
25-34	67	5	67	0	0	0	0
35-44	23	6	23	0	0	0	0
Race							
White	95	3	91	0	0	0	4
Black	107	5	99	0	0	0	8
Native American	44	8	44	0	0	0	0
Hispanic	14	1	11	0	0	0	3
Presenting Problem/Diagnosis							
Alcohol Abuse	20	7	20	0	0	0	0
Developmental Disorder	3	0	3	0	0	0	0
Social Conditions	133	1	121	0	0	0	12
Substance Related	91	9	88	0	0	0	3
Deferred/No Diagnosis	13	0	13	0	0	0	0
County of Residence							
Beckham	1	0	1	0	0	0	0
Blaine	3	1	3	0	0	0	0
Bryan	4	0	4	0	0	0	0
Caddo	9	2	9	0	0	0	0
Canadian	7	3	7	0	0	0	0
Carter	9	0	9	0	0	0	0
Cherokee	2	0	2	0	0	0	0
Choctaw	3	0	3	0	0	0	0
Cleveland	9	1	9	0	0	0	0
Coal	4	0	4	0	0	0	0
Comanche	2	0	2	0	0	0	0
Custer	2	1	2	0	0	0	0
Garfield	2	0	2	0	0	0	0
Jackson	4	0	4	0	0	0	0
Lincoln	6	0	6	0	0	0	0
Logan	7	0	7	0	0	0	0
McCurtain	3	0	3	0	0	0	0
Murray	3	1	3	0	0	0	0
Muskogee	8	0	8	0	0	0	0
Noble	3	1	3	0	0	0	0
Oklahoma	148	7	133	0	0	0	15
Payne	3	0	3	0	0	0	0
Pittsburgh	4	0	4	0	0	0	0
Pontotoc	1	0	1	0	0	0	0
Pottawatomie	3	0	3	0	0	0	0
Seminole	2	0	2	0	0	0	0

Notes: The same client may be counted in more than one category, e.g., clients can receive services under more than one contract source, in more than one "County of Residence," or may have multiple "Other Indicators." Please see Definition page for other considerations.

Oklahoma Department of Mental Health and Substance Abuse Services

Counts of Admitted Clients Served by Funding Source for Each Agency During FY1997

EAGLE RIDGE INSTITUTE

	Total	Funding Source					
		Mental Health	Substance Abuse	Domestic Violence	Residential Care	Medicaid	Other
Tulsa	5	0	5	0	0	0	0
Woodward	2	0	2	0	0	0	0
Out of State/Unknown	1	0	1	0	0	0	0
Other Indicators							
Deaf and Hearing Impaired	2	0	2	0	0	0	0
Homeless	49	7	49	0	0	0	0
SMI (If ever)	29	2	28	0	0	0	1

Notes: The same client may be counted in more than one category, e.g., clients can receive services under more than one contract source, in more than one "County of Residence," or may have multiple "Other Indicators." Please see Definition page for other considerations.

Oklahoma Department of Mental Health and Substance Abuse Services

Counts of Admitted Clients Served by Funding Source for Each Agency During FY1997

EASTERN STATE HOSPITAL

	Total	Funding Source					
		Mental Health	Substance Abuse	Domestic Violence	Residential Care	Medicaid	Other
Total							
Unduplicated Count	1,934	1,934	0	0	0	0	0
Sex							
Female	652	652	0	0	0	0	0
Male	1,282	1,282	0	0	0	0	0
Age							
05-17	2	2	0	0	0	0	0
18-20	111	111	0	0	0	0	0
21-24	177	177	0	0	0	0	0
25-34	599	599	0	0	0	0	0
35-44	592	592	0	0	0	0	0
45-54	300	300	0	0	0	0	0
55-64	119	119	0	0	0	0	0
65-74	31	31	0	0	0	0	0
75-84	1	1	0	0	0	0	0
85+	2	2	0	0	0	0	0
Race							
White	1,431	1,431	0	0	0	0	0
Black	324	324	0	0	0	0	0
Native American	146	146	0	0	0	0	0
Hispanic	26	26	0	0	0	0	0
Asian	7	7	0	0	0	0	0
Presenting Problem/Diagnosis							
Alcohol Abuse	59	59	0	0	0	0	0
Developmental Disorder	4	4	0	0	0	0	0
Mood Disorder	767	767	0	0	0	0	0
Non Alcohol/Drug Related Organic	24	24	0	0	0	0	0
Other Non-Psychotic	178	178	0	0	0	0	0
Other Psychotic	489	489	0	0	0	0	0
Personality Disorder	1	1	0	0	0	0	0
Schizophrenia	330	330	0	0	0	0	0
Social Conditions	18	18	0	0	0	0	0
Substance Related	64	64	0	0	0	0	0
County of Residence							
Adair	13	13	0	0	0	0	0
Atoka	6	6	0	0	0	0	0
Beckham	3	3	0	0	0	0	0
Blaine	5	5	0	0	0	0	0
Bryan	7	7	0	0	0	0	0
Caddo	4	4	0	0	0	0	0
Canadian	2	2	0	0	0	0	0
Carter	2	2	0	0	0	0	0
Cherokee	33	33	0	0	0	0	0
Choctaw	5	5	0	0	0	0	0
Cleveland	23	23	0	0	0	0	0
Comanche	11	11	0	0	0	0	0
Craig	112	112	0	0	0	0	0
Creek	96	96	0	0	0	0	0
Custer	7	7	0	0	0	0	0
Delaware	26	26	0	0	0	0	0

Notes: The same client may be counted in more than one category, e.g., clients can receive services under more than one contract source, in more than one "County of Residence," or may have multiple "Other Indicators." Please see Definition page for other considerations.

Oklahoma Department of Mental Health and Substance Abuse Services

Counts of Admitted Clients Served by Funding Source for Each Agency During FY1997

EASTERN STATE HOSPITAL

	Funding Source						
	Total	Mental Health	Substance Abuse	Domestic Violence	Residential Care	Medicaid	Other
Dewey	15	15	0	0	0	0	0
Ellis	2	2	0	0	0	0	0
Garfield	8	8	0	0	0	0	0
Garvin	1	1	0	0	0	0	0
Grady	8	8	0	0	0	0	0
Grant	1	1	0	0	0	0	0
Greer	1	1	0	0	0	0	0
Haskell	1	1	0	0	0	0	0
Hughes	2	2	0	0	0	0	0
Jackson	9	9	0	0	0	0	0
Jefferson	1	1	0	0	0	0	0
Johnston	2	2	0	0	0	0	0
Kay	52	52	0	0	0	0	0
Latimer	2	2	0	0	0	0	0
LeFlore	11	11	0	0	0	0	0
Lincoln	2	2	0	0	0	0	0
Logan	8	8	0	0	0	0	0
Major	1	1	0	0	0	0	0
Marshall	2	2	0	0	0	0	0
Mayes	69	69	0	0	0	0	0
McCurtain	12	12	0	0	0	0	0
McIntosh	24	24	0	0	0	0	0
Murray	1	1	0	0	0	0	0
Muskogee	190	190	0	0	0	0	0
Noble	10	10	0	0	0	0	0
Nowata	8	8	0	0	0	0	0
Okfuskee	2	2	0	0	0	0	0
Oklahoma	93	93	0	0	0	0	0
Okmulgee	111	111	0	0	0	0	0
Osage	24	24	0	0	0	0	0
Ottawa	107	107	0	0	0	0	0
Pawnee	15	15	0	0	0	0	0
Payne	56	56	0	0	0	0	0
Pittsburgh	2	2	0	0	0	0	0
Pontotoc	1	1	0	0	0	0	0
Pottawatomie	7	7	0	0	0	0	0
Pushmataha	3	3	0	0	0	0	0
Roger Mills	1	1	0	0	0	0	0
Rogers	82	82	0	0	0	0	0
Seminole	1	1	0	0	0	0	0
Sequoyah	39	39	0	0	0	0	0
Stephens	4	4	0	0	0	0	0
Tillman	1	1	0	0	0	0	0
Tulsa	451	451	0	0	0	0	0
Wagoner	30	30	0	0	0	0	0
Washington	59	59	0	0	0	0	0
Washita	2	2	0	0	0	0	0
Woodward	2	2	0	0	0	0	0
Out of State/Unknown	43	43	0	0	0	0	0
Other Indicators							
Deaf and Hearing Impaired	26	26	0	0	0	0	0
Dual Diagnosis	523	523	0	0	0	0	0

Notes: The same client may be counted in more than one category, e.g., clients can receive services under more than one contract source, in more than one "County of Residence," or may have multiple "Other Indicators." Please see Definition page for other considerations.

Oklahoma Department of Mental Health and Substance Abuse Services
Counts of Admitted Clients Served by Funding Source for Each Agency During FY1997
EASTERN STATE HOSPITAL

	Funding Source						
	Total	Mental Health	Substance Abuse	Domestic Violence	Residential Care	Medicaid	Other
Homeless	136	136	0	0	0	0	0
SMI (If ever)	1,496	1,496	0	0	0	0	0

Notes: The same client may be counted in more than one category, e.g., clients can receive services under more than one contract source, in more than one "County of Residence," or may have multiple "Other Indicators." Please see Definition page for other considerations.

Oklahoma Department of Mental Health and Substance Abuse Services
Counts of Admitted Clients Served by Funding Source for Each Agency During FY1997
EDMOND FAMILY SERVICES, INC.

		Funding Source						
		Total	Mental Health	Substance Abuse	Domestic Violence	Residential Care	Medicaid	Other
Total	Unduplicated Count	135	0	135	0	0	0	0
Sex	Female	61	0	61	0	0	0	0
	Male	74	0	74	0	0	0	0
Age	05-17	34	0	34	0	0	0	0
	18-20	11	0	11	0	0	0	0
	21-24	8	0	8	0	0	0	0
	25-34	33	0	33	0	0	0	0
	35-44	38	0	38	0	0	0	0
	45-54	10	0	10	0	0	0	0
	55-64	1	0	1	0	0	0	0
Race	White	128	0	128	0	0	0	0
	Black	4	0	4	0	0	0	0
	Native American	2	0	2	0	0	0	0
	Hispanic	1	0	1	0	0	0	0
Presenting Problem/Diagnosis	Alcohol Abuse	41	0	41	0	0	0	0
	Other Psychotic	1	0	1	0	0	0	0
	Social Conditions	42	0	42	0	0	0	0
	Substance Related	37	0	37	0	0	0	0
	Deferred/No Diagnosis	14	0	14	0	0	0	0
County of Residence	Logan	7	0	7	0	0	0	0
	Oklahoma	128	0	128	0	0	0	0
Other Indicators	Homeless	1	0	1	0	0	0	0
	SMI (If ever)	7	0	7	0	0	0	0

Notes: The same client may be counted in more than one category, e.g., clients can receive services under more than one contract source, in more than one "County of Residence," or may have multiple "Other Indicators." Please see Definition page for other considerations.

Oklahoma Department of Mental Health and Substance Abuse Services

Counts of Admitted Clients Served by Funding Source for Each Agency During FY1997

EDNA LEE'S RESIDENTIAL CARE

	Total	Funding Source					
		Mental Health	Substance Abuse	Domestic Violence	Residential Care	Medicaid	Other
Total							
Unduplicated Count	59	0	0	0	59	0	0
Sex							
Female	30	0	0	0	30	0	0
Male	29	0	0	0	29	0	0
Age							
21-24	1	0	0	0	1	0	0
25-34	6	0	0	0	6	0	0
35-44	11	0	0	0	11	0	0
45-54	6	0	0	0	6	0	0
55-64	17	0	0	0	17	0	0
65-74	12	0	0	0	12	0	0
75-84	5	0	0	0	5	0	0
85+	1	0	0	0	1	0	0
Race							
White	48	0	0	0	48	0	0
Black	5	0	0	0	5	0	0
Native American	2	0	0	0	2	0	0
Hispanic	3	0	0	0	3	0	0
Asian	1	0	0	0	1	0	0
Presenting Problem/Diagnosis							
Developmental Disorder	15	0	0	0	15	0	0
Mood Disorder	17	0	0	0	17	0	0
Other Psychotic	7	0	0	0	7	0	0
Social Conditions	6	0	0	0	6	0	0
Deferred/No Diagnosis	14	0	0	0	14	0	0
County of Residence							
Craig	53	0	0	0	53	0	0
Mayes	3	0	0	0	3	0	0
Ottawa	2	0	0	0	2	0	0
Tulsa	1	0	0	0	1	0	0
Other Indicators							
Homeless	1	0	0	0	1	0	0
SMI (If ever)	59	0	0	0	59	0	0

Notes: The same client may be counted in more than one category, e.g., clients can receive services under more than one contract source, in more than one "County of Residence," or may have multiple "Other Indicators." Please see Definition page for other considerations.

Oklahoma Department of Mental Health and Substance Abuse Services

Counts of Admitted Clients Served by Funding Source for Each Agency During FY1997

EDWIN FAIR CMHC

	Total	Funding Source					
		Mental Health	Substance Abuse	Domestic Violence	Residential Care	Medicaid	Other
Total							
Unduplicated Count	2,933	2,484	179	0	0	7	833
Sex							
Female	1,631	1,433	69	0	0	7	431
Male	1,302	1,051	110	0	0	0	402
Age							
0-04	76	23	0	0	0	0	60
05-17	834	610	3	0	0	0	450
18-20	138	129	12	0	0	0	24
21-24	158	147	13	0	0	0	18
25-34	556	517	63	0	0	1	66
35-44	562	530	61	0	0	3	68
45-54	321	309	19	0	0	3	50
55-64	144	134	8	0	0	0	30
65-74	69	55	0	0	0	0	21
75-84	45	22	0	0	0	0	24
85+	30	8	0	0	0	0	22
Race							
White	2,471	2,128	152	0	0	7	644
Black	133	95	6	0	0	0	71
Native American	258	203	17	0	0	0	92
Hispanic	67	55	3	0	0	0	26
Asian	4	3	1	0	0	0	0
Presenting Problem/Diagnosis							
Alcohol Abuse	80	49	40	0	0	0	19
Developmental Disorder	437	294	0	0	0	0	251
Mood Disorder	1,042	954	52	0	0	5	212
Non Alcohol/Drug Related Organic	23	20	1	0	0	0	6
Other Non-Psychotic	622	498	11	0	0	0	231
Other Psychotic	105	103	3	0	0	1	19
Personality Disorder	10	9	0	0	0	0	3
Schizophrenia	171	170	8	0	0	1	30
Social Conditions	350	321	16	0	0	0	53
Substance Related	87	60	47	0	0	0	8
Deferred/No Diagnosis	6	6	1	0	0	0	1
County of Residence							
Alfalfa	1	1	0	0	0	0	0
Creek	6	6	0	0	0	0	0
Garfield	4	4	0	0	0	0	0
Grant	2	1	2	0	0	0	1
Harper	1	1	0	0	0	0	0
Hughes	1	1	0	0	0	0	0
Kay	1,325	1,070	130	0	0	1	363
Lincoln	14	7	0	0	0	0	8
Logan	6	3	0	0	0	0	3
Noble	188	185	3	0	0	1	20
Okfuskee	1	1	0	0	0	0	0
Okmulgee	5	5	0	0	0	0	2
Osage	338	254	8	0	0	1	158
Ottawa	2	2	0	0	0	0	0

Notes: The same client may be counted in more than one category, e.g., clients can receive services under more than one contract source, in more than one "County of Residence," or may have multiple "Other Indicators." Please see Definition page for other considerations.

Oklahoma Department of Mental Health and Substance Abuse Services
Counts of Admitted Clients Served by Funding Source for Each Agency During FY1997
EDWIN FAIR CMHC

	Funding Source						
	Total	Mental Health	Substance Abuse	Domestic Violence	Residential Care	Medicaid	Other
Pawnee	144	139	1	0	0	2	19
Payne	887	798	34	0	0	2	257
Rogers	1	1	0	0	0	0	0
Texas	1	1	0	0	0	0	1
Out of State/Unknown	6	4	1	0	0	0	1
Other Indicators							
Deaf and Hearing Impaired	16	12	0	0	0	0	6
Dual Diagnosis	132	126	39	0	0	1	32
Homeless	70	68	6	0	0	0	10
SED (6-17)	339	263	0	0	0	0	199
SMI (If ever)	1,003	975	76	0	0	6	172

Notes: The same client may be counted in more than one category, e.g., clients can receive services under more than one contract source, in more than one "County of Residence," or may have multiple "Other Indicators." Please see Definition page for other considerations.

Oklahoma Department of Mental Health and Substance Abuse Services

Counts of Admitted Clients Served by Funding Source for Each Agency During FY1997

EL RENO RESIDENTIAL CARE

	Total	Funding Source					
		Mental Health	Substance Abuse	Domestic Violence	Residential Care	Medicaid	Other
Total							
Unduplicated Count	19	0	0	0	19	0	0
Sex							
Female	7	0	0	0	7	0	0
Male	12	0	0	0	12	0	0
Age							
18-20	1	0	0	0	1	0	0
21-24	1	0	0	0	1	0	0
25-34	7	0	0	0	7	0	0
35-44	2	0	0	0	2	0	0
45-54	2	0	0	0	2	0	0
55-64	2	0	0	0	2	0	0
65-74	4	0	0	0	4	0	0
Race							
White	16	0	0	0	16	0	0
Black	1	0	0	0	1	0	0
Native American	1	0	0	0	1	0	0
Hispanic	1	0	0	0	1	0	0
Presenting Problem/Diagnosis							
Social Conditions	18	0	0	0	18	0	0
Deferred/No Diagnosis	1	0	0	0	1	0	0
County of Residence							
Canadian	15	0	0	0	15	0	0
Latimer	4	0	0	0	4	0	0
Other Indicators							
SMI (If ever)	19	0	0	0	19	0	0

Notes: The same client may be counted in more than one category, e.g., clients can receive services under more than one contract source, in more than one "County of Residence," or may have multiple "Other Indicators." Please see Definition page for other considerations.

Oklahoma Department of Mental Health and Substance Abuse Services

Counts of Admitted Clients Served by Funding Source for Each Agency During FY1997

ELM TREE HOUSE

		Funding Source						
		Total	Mental Health	Substance Abuse	Domestic Violence	Residential Care	Medicaid Other	
Total	Unduplicated Count	26	0	0	0	26	0	0
Sex	Female	7	0	0	0	7	0	0
	Male	19	0	0	0	19	0	0
Age	21-24	1	0	0	0	1	0	0
	25-34	2	0	0	0	2	0	0
	35-44	5	0	0	0	5	0	0
	45-54	7	0	0	0	7	0	0
	55-64	5	0	0	0	5	0	0
	65-74	5	0	0	0	5	0	0
	75-84	1	0	0	0	1	0	0
Race	White	20	0	0	0	20	0	0
	Black	5	0	0	0	5	0	0
	Asian	1	0	0	0	1	0	0
Presenting Problem/Diagnosis	Social Conditions	25	0	0	0	25	0	0
	Deferred/No Diagnosis	1	0	0	0	1	0	0
County of Residence	Oklahoma	25	0	0	0	25	0	0
	Wagoner	1	0	0	0	1	0	0
Other Indicators	SMI (If ever)	26	0	0	0	26	0	0

Notes: The same client may be counted in more than one category, e.g., clients can receive services under more than one contract source, in more than one "County of Residence," or may have multiple "Other Indicators." Please see Definition page for other considerations.

Oklahoma Department of Mental Health and Substance Abuse Services

Counts of Admitted Clients Served by Funding Source for Each Agency During FY1997

FAIR OAKS

		Funding Source						
		Total	Mental Health	Substance Abuse	Domestic Violence	Residential Care	Medicaid Other	
Total	Unduplicated Count	14	0	0	0	14	0	0
Sex	Male	14	0	0	0	14	0	0
Age	25-34	2	0	0	0	2	0	0
	35-44	5	0	0	0	5	0	0
	45-54	2	0	0	0	2	0	0
	55-64	3	0	0	0	3	0	0
	75-84	2	0	0	0	2	0	0
Race	White	14	0	0	0	14	0	0
Presenting Problem/Diagnosis	Mood Disorder	13	0	0	0	13	0	0
	Social Conditions	1	0	0	0	1	0	0
County of Residence	Choctaw	1	0	0	0	1	0	0
	Craig	3	0	0	0	3	0	0
	Delaware	4	0	0	0	4	0	0
	Mayes	3	0	0	0	3	0	0
	Oklahoma	1	0	0	0	1	0	0
	Rogers	1	0	0	0	1	0	0
	Sequoyah	1	0	0	0	1	0	0
Other Indicators	SMI (If ever)	14	0	0	0	14	0	0

Notes: The same client may be counted in more than one category, e.g., clients can receive services under more than one contract source, in more than one "County of Residence," or may have multiple "Other Indicators." Please see Definition page for other considerations.

Oklahoma Department of Mental Health and Substance Abuse Services

Counts of Admitted Clients Served by Funding Source for Each Agency During FY1997

FAMILY CRISIS & COUNSELING CTR

	Total	Funding Source					
		Mental Health	Substance Abuse	Domestic Violence	Residential Care	Medicaid	Other
Total							
Unduplicated Count	586	0	0	586	0	0	0
Sex							
Female	436	0	0	436	0	0	0
Male	150	0	0	150	0	0	0
Age							
0-04	38	0	0	38	0	0	0
05-17	60	0	0	60	0	0	0
18-20	42	0	0	42	0	0	0
21-24	69	0	0	69	0	0	0
25-34	199	0	0	199	0	0	0
35-44	121	0	0	121	0	0	0
45-54	33	0	0	33	0	0	0
55-64	11	0	0	11	0	0	0
65-74	8	0	0	8	0	0	0
75-84	5	0	0	5	0	0	0
Race							
White	494	0	0	494	0	0	0
Black	30	0	0	30	0	0	0
Native American	44	0	0	44	0	0	0
Hispanic	14	0	0	14	0	0	0
Asian	4	0	0	4	0	0	0
Presenting Problem/Diagnosis							
Developmental Disorder	3	0	0	3	0	0	0
Other Psychotic	1	0	0	1	0	0	0
Social Conditions	577	0	0	577	0	0	0
Deferred/No Diagnosis	5	0	0	5	0	0	0
County of Residence							
Adair	2	0	0	2	0	0	0
Cleveland	3	0	0	3	0	0	0
Delaware	6	0	0	6	0	0	0
Dewey	1	0	0	1	0	0	0
Kay	2	0	0	2	0	0	0
Muskogee	1	0	0	1	0	0	0
Nowata	25	0	0	25	0	0	0
Oklahoma	6	0	0	6	0	0	0
Okmulgee	1	0	0	1	0	0	0
Osage	22	0	0	22	0	0	0
Rogers	5	0	0	5	0	0	0
Tulsa	5	0	0	5	0	0	0
Washington	492	0	0	492	0	0	0
Woodward	1	0	0	1	0	0	0
Out of State/Unknown	14	0	0	14	0	0	0
Other Indicators							
Deaf and Hearing Impaired	1	0	0	1	0	0	0
Homeless	65	0	0	65	0	0	0
SMI (If ever)	75	0	0	75	0	0	0

Notes: The same client may be counted in more than one category, e.g., clients can receive services under more than one contract source, in more than one "County of Residence," or may have multiple "Other Indicators." Please see Definition page for other considerations.

Oklahoma Department of Mental Health and Substance Abuse Services

Counts of Admitted Clients Served by Funding Source for Each Agency During FY1997

FAMILY CRISIS CTR, INC.

	Total	Funding Source					
		Mental Health	Substance Abuse	Domestic Violence	Residential Care	Medicaid	Other
Total							
Unduplicated Count	423	0	0	423	0	0	0
Sex							
Female	287	0	0	287	0	0	0
Male	136	0	0	136	0	0	0
Age							
0-04	59	0	0	59	0	0	0
05-17	81	0	0	81	0	0	0
18-20	16	0	0	16	0	0	0
21-24	41	0	0	41	0	0	0
25-34	116	0	0	116	0	0	0
35-44	80	0	0	80	0	0	0
45-54	25	0	0	25	0	0	0
55-64	1	0	0	1	0	0	0
65-74	4	0	0	4	0	0	0
Race							
White	287	0	0	287	0	0	0
Black	29	0	0	29	0	0	0
Native American	94	0	0	94	0	0	0
Hispanic	7	0	0	7	0	0	0
Asian	6	0	0	6	0	0	0
Presenting Problem/Diagnosis							
Developmental Disorder	8	0	0	8	0	0	0
Social Conditions	413	0	0	413	0	0	0
Deferred/No Diagnosis	2	0	0	2	0	0	0
County of Residence							
Atoka	1	0	0	1	0	0	0
Bryan	8	0	0	8	0	0	0
Carter	8	0	0	8	0	0	0
Cleveland	4	0	0	4	0	0	0
Coal	15	0	0	15	0	0	0
Comanche	2	0	0	2	0	0	0
Garvin	15	0	0	15	0	0	0
Hughes	7	0	0	7	0	0	0
Johnston	9	0	0	9	0	0	0
McClain	4	0	0	4	0	0	0
Murray	5	0	0	5	0	0	0
Okfuskee	7	0	0	7	0	0	0
Oklahoma	12	0	0	12	0	0	0
Payne	9	0	0	9	0	0	0
Pittsburgh	5	0	0	5	0	0	0
Pontotoc	262	0	0	262	0	0	0
Pottawatomie	12	0	0	12	0	0	0
Seminole	34	0	0	34	0	0	0
Out of State/Unknown	4	0	0	4	0	0	0
Other Indicators							
Deaf and Hearing Impaired	2	0	0	2	0	0	0
Homeless	194	0	0	194	0	0	0
SMI (If ever)	43	0	0	43	0	0	0

Notes: The same client may be counted in more than one category, e.g., clients can receive services under more than one contract source, in more than one "County of Residence," or may have multiple "Other Indicators." Please see Definition page for other considerations.

Oklahoma Department of Mental Health and Substance Abuse Services

Counts of Admitted Clients Served by Funding Source for Each Agency During FY1997

FAMILY SHELTER

	Total	Funding Source					
		Mental Health	Substance Abuse	Domestic Violence	Residential Care	Medicaid	Other
Total							
Unduplicated Count	167	0	0	167	0	0	0
Sex							
Female	135	0	0	135	0	0	0
Male	32	0	0	32	0	0	0
Age							
0-04	27	0	0	27	0	0	0
05-17	37	0	0	37	0	0	0
18-20	4	0	0	4	0	0	0
21-24	14	0	0	14	0	0	0
25-34	40	0	0	40	0	0	0
35-44	32	0	0	32	0	0	0
45-54	7	0	0	7	0	0	0
55-64	5	0	0	5	0	0	0
65-74	1	0	0	1	0	0	0
Race							
White	126	0	0	126	0	0	0
Black	14	0	0	14	0	0	0
Native American	17	0	0	17	0	0	0
Hispanic	8	0	0	8	0	0	0
Asian	2	0	0	2	0	0	0
Presenting Problem/Diagnosis							
Alcohol Abuse	1	0	0	1	0	0	0
Developmental Disorder	2	0	0	2	0	0	0
Social Conditions	164	0	0	164	0	0	0
County of Residence							
Adair	1	0	0	1	0	0	0
Carter	113	0	0	113	0	0	0
Choctaw	2	0	0	2	0	0	0
Grady	1	0	0	1	0	0	0
Jefferson	2	0	0	2	0	0	0
Johnston	1	0	0	1	0	0	0
LeFlore	1	0	0	1	0	0	0
Logan	1	0	0	1	0	0	0
Love	10	0	0	10	0	0	0
Marshall	4	0	0	4	0	0	0
Murray	11	0	0	11	0	0	0
Oklahoma	2	0	0	2	0	0	0
Pontotoc	8	0	0	8	0	0	0
Stephens	1	0	0	1	0	0	0
Out of State/Unknown	9	0	0	9	0	0	0
Other Indicators							
Homeless	4	0	0	4	0	0	0
SMI (If ever)	15	0	0	15	0	0	0

Notes: The same client may be counted in more than one category, e.g., clients can receive services under more than one contract source, in more than one "County of Residence," or may have multiple "Other Indicators." Please see Definition page for other considerations.

Oklahoma Department of Mental Health and Substance Abuse Services

Counts of Admitted Clients Served by Funding Source for Each Agency During FY1997

FIRST WINGS OF FREEDOM

	Total	Funding Source					Other
		Mental Health	Substance Abuse	Domestic Violence	Residential Care	Medicaid	
Total							
Unduplicated Count	323	0	315	0	0	0	19
Sex							
Female	226	0	218	0	0	0	18
Male	97	0	97	0	0	0	1
Age							
0-04	95	0	95	0	0	0	0
05-17	106	0	106	0	0	0	2
18-20	4	0	4	0	0	0	0
21-24	19	0	17	0	0	0	2
25-34	75	0	71	0	0	0	12
35-44	24	0	22	0	0	0	3
Race							
White	185	0	182	0	0	0	9
Black	101	0	97	0	0	0	7
Native American	22	0	22	0	0	0	1
Hispanic	15	0	14	0	0	0	2
Presenting Problem/Diagnosis							
Alcohol Abuse	16	0	16	0	0	0	1
Developmental Disorder	4	0	4	0	0	0	0
Mood Disorder	2	0	2	0	0	0	0
Social Conditions	123	0	123	0	0	0	2
Substance Related	100	0	92	0	0	0	16
Deferred/No Diagnosis	78	0	78	0	0	0	0
County of Residence							
Adair	3	0	3	0	0	0	0
Craig	2	0	2	0	0	0	0
Dewey	1	0	1	0	0	0	0
Garfield	11	0	11	0	0	0	0
Garvin	1	0	1	0	0	0	0
Grady	2	0	2	0	0	0	0
Harper	2	0	2	0	0	0	0
Jackson	6	0	6	0	0	0	0
Kay	10	0	10	0	0	0	0
Kiowa	2	0	2	0	0	0	0
Logan	5	0	5	0	0	0	0
McCurtain	5	0	5	0	0	0	0
Muskogee	4	0	4	0	0	0	0
Noble	3	0	3	0	0	0	0
Nowata	4	0	4	0	0	0	1
Oklahoma	40	0	40	0	0	0	0
Okmulgee	2	0	2	0	0	0	0
Osage	12	0	11	0	0	0	1
Payne	7	0	7	0	0	0	1
Pittsburgh	2	0	2	0	0	0	0
Pontotoc	1	0	1	0	0	0	0
Rogers	7	0	7	0	0	0	3
Seminole	3	0	3	0	0	0	0
Sequoyah	4	0	4	0	0	0	0
Texas	2	0	2	0	0	0	0

Notes: The same client may be counted in more than one category, e.g., clients can receive services under more than one contract source, in more than one "County of Residence," or may have multiple "Other Indicators." Please see Definition page for other considerations.

Oklahoma Department of Mental Health and Substance Abuse Services
Counts of Admitted Clients Served by Funding Source for Each Agency During FY1997
FIRST WINGS OF FREEDOM

	Total	Funding Source					
		Mental Health	Substance Abuse	Domestic Violence	Residential Care	Medicaid	Other
Tulsa	122	0	115	0	0	0	13
Washington	4	0	4	0	0	0	0
Woods	17	0	17	0	0	0	0
Woodward	31	0	31	0	0	0	0
Out of State/Unknown	8	0	8	0	0	0	0
Other Indicators							
Deaf and Hearing Impaired	1	0	1	0	0	0	0
Homeless	38	0	38	0	0	0	2
SMI (If ever)	41	0	39	0	0	0	6

Notes: The same client may be counted in more than one category, e.g., clients can receive services under more than one contract source, in more than one "County of Residence," or may have multiple "Other Indicators." Please see Definition page for other considerations.

Oklahoma Department of Mental Health and Substance Abuse Services

Counts of Admitted Clients Served by Funding Source for Each Agency During FY1997

GATEWAY TO PREVENTION/RECOVERY

		Funding Source						
		Total	Mental Health	Substance Abuse	Domestic Violence	Residential Care	Medicaid	Other
Total	Unduplicated Count	293	0	260	0	0	2	44
Sex	Female	125	0	103	0	0	2	29
	Male	168	0	157	0	0	0	15
Age	05-17	38	0	27	0	0	0	12
	18-20	19	0	16	0	0	0	3
	21-24	22	0	20	0	0	0	3
	25-34	96	0	91	0	0	1	12
	35-44	89	0	80	0	0	1	11
	45-54	22	0	20	0	0	0	2
	55-64	6	0	5	0	0	0	1
	65-74	1	0	1	0	0	0	0
Race	White	211	0	190	0	0	2	27
	Black	12	0	10	0	0	0	3
	Native American	55	0	50	0	0	0	7
	Hispanic	14	0	10	0	0	0	6
	Asian	1	0	0	0	0	0	1
Presenting Problem/Diagnosis	Alcohol Abuse	123	0	113	0	0	1	14
	Social Conditions	55	0	48	0	0	0	8
	Substance Related	100	0	86	0	0	1	18
	Deferred/No Diagnosis	15	0	13	0	0	0	4
County of Residence	Cleveland	2	0	2	0	0	0	0
	Hughes	1	0	1	0	0	0	0
	LeFlore	1	0	1	0	0	0	0
	Lincoln	33	0	23	0	0	0	12
	Okfuskee	31	0	28	0	0	0	6
	Oklahoma	8	0	7	0	0	1	1
	Okmulgee	4	0	4	0	0	0	0
	Payne	2	0	2	0	0	0	0
	Pottawatomie	205	0	186	0	0	1	25
	Seminole	6	0	6	0	0	0	0
Other Indicators	Homeless	1	0	1	0	0	0	0
	SMI (If ever)	30	0	25	0	0	0	7

Notes: The same client may be counted in more than one category, e.g., clients can receive services under more than one contract source, in more than one "County of Residence," or may have multiple "Other Indicators." Please see Definition page for other considerations.

Oklahoma Department of Mental Health and Substance Abuse Services
Counts of Admitted Clients Served by Funding Source for Each Agency During FY1997
GOLDEN YEARS

	Total	Funding Source					
		Mental Health	Substance Abuse	Domestic Violence	Residential Care	Medicaid	Other
Total							
Unduplicated Count	25	0	0	0	25	0	0
Sex							
Female	13	0	0	0	13	0	0
Male	12	0	0	0	12	0	0
Age							
21-24	4	0	0	0	4	0	0
25-34	2	0	0	0	2	0	0
35-44	10	0	0	0	10	0	0
45-54	5	0	0	0	5	0	0
55-64	4	0	0	0	4	0	0
Race							
White	22	0	0	0	22	0	0
Black	1	0	0	0	1	0	0
Hispanic	2	0	0	0	2	0	0
Presenting Problem/Diagnosis							
Developmental Disorder	8	0	0	0	8	0	0
Mood Disorder	17	0	0	0	17	0	0
County of Residence							
Cleveland	5	0	0	0	5	0	0
Coal	1	0	0	0	1	0	0
Comanche	4	0	0	0	4	0	0
Seminole	15	0	0	0	15	0	0
Other Indicators							
SMI (If ever)	25	0	0	0	25	0	0

Notes: The same client may be counted in more than one category, e.g., clients can receive services under more than one contract source, in more than one "County of Residence," or may have multiple "Other Indicators." Please see Definition page for other considerations.

Oklahoma Department of Mental Health and Substance Abuse Services

Counts of Admitted Clients Served by Funding Source for Each Agency During FY1997

GRAND LAKE M.H.C.

	Total	Funding Source					
		Mental Health	Substance Abuse	Domestic Violence	Residential Care	Medicaid	Other
Total							
Unduplicated Count	3,393	3,367	2	0	0	10	214
Sex							
Female	1,826	1,812	1	0	0	4	104
Male	1,567	1,555	1	0	0	6	110
Age							
0-04	59	59	0	0	0	0	0
05-17	970	963	0	0	0	4	38
18-20	175	171	0	0	0	0	8
21-24	163	162	0	0	0	0	13
25-34	500	496	0	0	0	1	31
35-44	625	621	1	0	0	4	33
45-54	413	408	0	0	0	0	44
55-64	251	250	0	0	0	1	29
65-74	136	136	0	0	0	0	11
75-84	74	74	1	0	0	0	7
85+	27	27	0	0	0	0	0
Race							
White	2,666	2,648	2	0	0	8	174
Black	142	142	0	0	0	2	3
Native American	518	510	0	0	0	0	33
Hispanic	61	61	0	0	0	0	4
Asian	6	6	0	0	0	0	0
Presenting Problem/Diagnosis							
Alcohol Abuse	32	30	0	0	0	0	3
Developmental Disorder	461	458	0	0	0	1	30
Mood Disorder	1,347	1,341	1	0	0	5	58
Non Alcohol/Drug Related Organic	48	47	0	0	0	0	7
Other Non-Psychotic	687	675	0	0	0	2	47
Other Psychotic	202	202	1	0	0	1	14
Personality Disorder	53	53	0	0	0	0	2
Schizophrenia	488	488	0	0	0	1	48
Social Conditions	44	42	0	0	0	0	5
Substance Related	28	28	0	0	0	0	0
Deferred/No Diagnosis	3	3	0	0	0	0	0
County of Residence							
Alfalfa	2	2	0	0	0	0	0
Atoka	1	1	0	0	0	0	0
Blaine	1	1	0	0	0	0	0
Bryan	2	2	0	0	0	0	1
Cleveland	1	1	0	0	0	0	0
Craig	570	567	1	0	0	1	34
Delaware	441	437	1	0	0	0	29
LeFlore	1	1	0	0	0	0	0
Love	1	1	0	0	0	0	0
Marshall	1	1	0	0	0	0	0
Mayes	519	517	0	0	0	4	30
McCurtain	1	1	0	0	0	0	0
Nowata	133	130	0	0	0	0	13
Okfuskee	6	6	0	0	0	0	0

Notes: The same client may be counted in more than one category, e.g., clients can receive services under more than one contract source, in more than one "County of Residence," or may have multiple "Other Indicators." Please see Definition page for other considerations.

Oklahoma Department of Mental Health and Substance Abuse Services
Counts of Admitted Clients Served by Funding Source for Each Agency During FY1997
GRAND LAKE M.H.C.

	Funding Source						
	Total	Mental Health	Substance Abuse	Domestic Violence	Residential Care	Medicaid	Other
Osage	17	17	0	0	0	0	0
Ottawa	436	431	0	0	0	4	30
Pawnee	1	1	0	0	0	0	0
Pittsburgh	1	1	0	0	0	0	0
Rogers	487	479	0	0	0	1	45
Tulsa	4	4	0	0	0	0	0
Wagoner	1	1	0	0	0	0	0
Washington	759	758	0	0	0	0	30
Woods	1	1	0	0	0	0	0
Out of State/Unknown	6	6	0	0	0	0	2
Other Indicators							
Deaf and Hearing Impaired	25	25	0	0	0	0	1
Dual Diagnosis	276	275	0	0	0	0	8
Homeless	45	45	0	0	0	0	5
SED (6-17)	537	535	0	0	0	3	20
SMI (If ever)	1,783	1,778	2	0	0	7	145

Notes: The same client may be counted in more than one category, e.g., clients can receive services under more than one contract source, in more than one "County of Residence," or may have multiple "Other Indicators." Please see Definition page for other considerations.

Oklahoma Department of Mental Health and Substance Abuse Services

Counts of Admitted Clients Served by Funding Source for Each Agency During FY1997

GREEN ACRES

		Funding Source						
		Total	Mental Health	Substance Abuse	Domestic Violence	Residential Care	Medicaid	Other
Total	Unduplicated Count	28	0	0	0	28	0	0
Sex	Female	12	0	0	0	12	0	0
	Male	16	0	0	0	16	0	0
Age	25-34	1	0	0	0	1	0	0
	35-44	5	0	0	0	5	0	0
	45-54	12	0	0	0	12	0	0
	55-64	4	0	0	0	4	0	0
	65-74	6	0	0	0	6	0	0
Race	White	22	0	0	0	22	0	0
	Black	2	0	0	0	2	0	0
	Native American	4	0	0	0	4	0	0
Presenting Problem/Diagnosis	Developmental Disorder	4	0	0	0	4	0	0
	Mood Disorder	2	0	0	0	2	0	0
	Other Psychotic	2	0	0	0	2	0	0
	Social Conditions	20	0	0	0	20	0	0
County of Residence	Cherokee	21	0	0	0	21	0	0
	Delaware	7	0	0	0	7	0	0
Other Indicators	Homeless	1	0	0	0	1	0	0
	SMI (If ever)	28	0	0	0	28	0	0

Notes: The same client may be counted in more than one category, e.g., clients can receive services under more than one contract source, in more than one "County of Residence," or may have multiple "Other Indicators." Please see Definition page for other considerations.

Oklahoma Department of Mental Health and Substance Abuse Services

Counts of Admitted Clients Served by Funding Source for Each Agency During FY1997

GREEN COUNTRY BEHAVIORAL HEALTH SERVICES

	Total	Funding Source					
		Mental Health	Substance Abuse	Domestic Violence	Residential Care	Medicaid	Other
Total							
Unduplicated Count	3,285	1,933	132	0	0	233	2,181
Sex							
Female	1,772	1,019	100	0	0	139	1,191
Male	1,513	914	32	0	0	94	990
Age							
0-04	238	52	11	0	0	18	216
05-17	1,392	641	30	0	0	91	1,187
18-20	139	84	6	0	0	10	81
21-24	141	105	9	0	0	8	57
25-34	436	347	44	0	0	19	184
35-44	437	321	18	0	0	33	201
45-54	285	230	11	0	0	26	131
55-64	145	109	2	0	0	17	77
65-74	54	35	1	0	0	8	33
75-84	13	6	0	0	0	2	10
85+	5	3	0	0	0	1	4
Race							
White	2,257	1,465	85	0	0	151	1,350
Black	756	312	39	0	0	68	639
Native American	260	148	7	0	0	14	184
Hispanic	3	1	0	0	0	0	3
Asian	9	7	1	0	0	0	5
Presenting Problem/Diagnosis							
Alcohol Abuse	69	49	16	0	0	2	23
Developmental Disorder	556	263	14	0	0	35	501
Mood Disorder	852	663	27	0	0	64	410
Non Alcohol/Drug Related Organic	24	14	1	0	0	4	18
Other Non-Psychotic	817	371	13	0	0	46	627
Other Psychotic	81	54	3	0	0	14	52
Personality Disorder	18	15	0	0	0	1	9
Schizophrenia	167	97	2	0	0	32	133
Social Conditions	565	304	29	0	0	28	357
Substance Related	125	97	27	0	0	4	43
Deferred/No Diagnosis	11	6	0	0	0	3	8
County of Residence							
Adair	1	1	1	0	0	0	1
Cherokee	10	5	0	0	0	1	8
Choctaw	1	0	1	0	0	0	0
Coal	1	1	0	0	0	0	0
Creek	4	0	0	0	0	1	4
Delaware	6	0	0	0	0	0	6
Grady	1	0	0	0	0	0	1
Haskell	6	2	0	0	0	0	5
LeFlore	1	0	0	0	0	0	1
Love	1	0	0	0	0	1	1
Major	3	1	0	0	0	0	3
Marshall	1	0	0	0	0	0	1
Mayes	1	0	0	0	0	0	1
McIntosh	300	208	14	0	0	12	187

Notes: The same client may be counted in more than one category, e.g., clients can receive services under more than one contract source, in more than one "County of Residence," or may have multiple "Other Indicators." Please see Definition page for other considerations.

Oklahoma Department of Mental Health and Substance Abuse Services

Counts of Admitted Clients Served by Funding Source for Each Agency During FY1997

GREEN COUNTRY BEHAVIORAL HEALTH SERVICES

	Funding Source					
	Total	Mental Health	Substance Abuse	Domestic Violence	Residential Care	Medicaid Other
Murray	1	0	1	0	0	0
Muskogee	2,278	1,544	107	0	0	175
Noble	1	0	0	0	0	0
Nowata	2	0	0	0	0	0
Okfuskee	2	1	0	0	0	0
Oklahoma	2	0	0	0	0	0
Okmulgee	40	8	1	0	0	0
Osage	5	0	1	0	0	0
Pawnee	1	0	0	0	0	0
Pittsburgh	50	24	1	0	0	3
Pottawatomie	1	1	0	0	0	0
Rogers	16	1	0	0	0	0
Sequoyah	3	1	0	0	0	0
Texas	22	5	0	0	0	0
Tillman	2	1	0	0	0	1
Tulsa	489	119	1	0	0	36
Wagoner	24	9	2	0	0	3
Washington	2	0	0	0	0	0
Washita	1	0	0	0	0	0
Woodward	3	0	0	0	0	0
Out of State/Unknown	3	1	2	0	0	0
Other Indicators						
Deaf and Hearing Impaired	6	3	0	0	0	0
Dual Diagnosis	140	100	7	0	0	12
Homeless	376	138	27	0	0	29
SED (6-17)	1,015	461	13	0	0	70
SMI (If ever)	1,303	964	62	0	0	119

Notes: The same client may be counted in more than one category, e.g., clients can receive services under more than one contract source, in more than one "County of Residence," or may have multiple "Other Indicators." Please see Definition page for other considerations.

Oklahoma Department of Mental Health and Substance Abuse Services

Counts of Admitted Clients Served by Funding Source for Each Agency During FY1997

GRIFFIN MEMORIAL HOSPITAL

	Total	Funding Source					
		Mental Health	Substance Abuse	Domestic Violence	Residential Care	Medicaid	Other
Total							
Unduplicated Count	1,347	1,347	0	0	0	0	0
Sex							
Female	552	552	0	0	0	0	0
Male	795	795	0	0	0	0	0
Age							
05-17	2	2	0	0	0	0	0
18-20	68	68	0	0	0	0	0
21-24	120	120	0	0	0	0	0
25-34	376	376	0	0	0	0	0
35-44	401	401	0	0	0	0	0
45-54	218	218	0	0	0	0	0
55-64	88	88	0	0	0	0	0
65-74	56	56	0	0	0	0	0
75-84	15	15	0	0	0	0	0
85+	3	3	0	0	0	0	0
Race							
White	1,044	1,044	0	0	0	0	0
Black	216	216	0	0	0	0	0
Native American	57	57	0	0	0	0	0
Hispanic	24	24	0	0	0	0	0
Asian	6	6	0	0	0	0	0
Presenting Problem/Diagnosis							
Alcohol Abuse	66	66	0	0	0	0	0
Developmental Disorder	5	5	0	0	0	0	0
Mood Disorder	489	489	0	0	0	0	0
Non Alcohol/Drug Related Organic	31	31	0	0	0	0	0
Other Non-Psychotic	55	55	0	0	0	0	0
Other Psychotic	379	379	0	0	0	0	0
Personality Disorder	1	1	0	0	0	0	0
Schizophrenia	219	219	0	0	0	0	0
Social Conditions	5	5	0	0	0	0	0
Substance Related	89	89	0	0	0	0	0
Deferred/No Diagnosis	8	8	0	0	0	0	0
County of Residence							
Alfalfa	1	1	0	0	0	0	0
Atoka	1	1	0	0	0	0	0
Bryan	38	38	0	0	0	0	0
Caddo	3	3	0	0	0	0	0
Canadian	49	49	0	0	0	0	0
Carter	68	68	0	0	0	0	0
Cherokee	1	1	0	0	0	0	0
Cleveland	68	68	0	0	0	0	0
Coal	3	3	0	0	0	0	0
Comanche	2	2	0	0	0	0	0
Cotton	1	1	0	0	0	0	0
Craig	7	7	0	0	0	0	0
Creek	6	6	0	0	0	0	0
Delaware	3	3	0	0	0	0	0
Garfield	3	3	0	0	0	0	0

Notes: The same client may be counted in more than one category, e.g., clients can receive services under more than one contract source, in more than one "County of Residence," or may have multiple "Other Indicators." Please see Definition page for other considerations.

Oklahoma Department of Mental Health and Substance Abuse Services

Counts of Admitted Clients Served by Funding Source for Each Agency During FY1997

GRIFFIN MEMORIAL HOSPITAL

	Funding Source						
	Total	Mental Health	Substance Abuse	Domestic Violence	Residential Care	Medicaid	Other
Garvin	38	38	0	0	0	0	0
Grady	61	61	0	0	0	0	0
Greer	1	1	0	0	0	0	0
Harper	1	1	0	0	0	0	0
Hughes	1	1	0	0	0	0	0
Jackson	1	1	0	0	0	0	0
Jefferson	4	4	0	0	0	0	0
Johnston	12	12	0	0	0	0	0
Kay	4	4	0	0	0	0	0
Kingfisher	3	3	0	0	0	0	0
Kiowa	1	1	0	0	0	0	0
LeFlore	3	3	0	0	0	0	0
Lincoln	18	18	0	0	0	0	0
Logan	20	20	0	0	0	0	0
Love	11	11	0	0	0	0	0
Major	2	2	0	0	0	0	0
Marshall	10	10	0	0	0	0	0
Mayes	1	1	0	0	0	0	0
McClain	10	10	0	0	0	0	0
McCurtain	2	2	0	0	0	0	0
McIntosh	1	1	0	0	0	0	0
Murray	26	26	0	0	0	0	0
Muskogee	6	6	0	0	0	0	0
Nowata	1	1	0	0	0	0	0
Okfuskee	33	33	0	0	0	0	0
Oklahoma	579	579	0	0	0	0	0
Okmulgee	7	7	0	0	0	0	0
Osage	4	4	0	0	0	0	0
Ottawa	3	3	0	0	0	0	0
Payne	3	3	0	0	0	0	0
Pontotoc	49	49	0	0	0	0	0
Pottawatomie	78	78	0	0	0	0	0
Rogers	2	2	0	0	0	0	0
Seminole	35	35	0	0	0	0	0
Sequoyah	2	2	0	0	0	0	0
Stephens	3	3	0	0	0	0	0
Tulsa	20	20	0	0	0	0	0
Wagoner	1	1	0	0	0	0	0
Washington	1	1	0	0	0	0	0
Out of State/Unknown	35	35	0	0	0	0	0
Other Indicators							
Deaf and Hearing Impaired	21	21	0	0	0	0	0
Dual Diagnosis	419	419	0	0	0	0	0
Homeless	215	215	0	0	0	0	0
SMI (If ever)	1,191	1,191	0	0	0	0	0

Notes: The same client may be counted in more than one category, e.g., clients can receive services under more than one contract source, in more than one "County of Residence," or may have multiple "Other Indicators." Please see Definition page for other considerations.

Oklahoma Department of Mental Health and Substance Abuse Services
Counts of Admitted Clients Served by Funding Source for Each Agency During FY1997
HAV-TAPINC DBA, THE HARBOR

	Total	Funding Source					
		Mental Health	Substance Abuse	Domestic Violence	Residential Care	Medicaid	Other
Total							
Unduplicated Count	70	0	0	0	70	0	0
Sex							
Female	27	0	0	0	27	0	0
Male	43	0	0	0	43	0	0
Age							
18-20	1	0	0	0	1	0	0
21-24	2	0	0	0	2	0	0
25-34	9	0	0	0	9	0	0
35-44	26	0	0	0	26	0	0
45-54	23	0	0	0	23	0	0
55-64	6	0	0	0	6	0	0
65-74	3	0	0	0	3	0	0
Race							
White	59	0	0	0	59	0	0
Black	9	0	0	0	9	0	0
Native American	1	0	0	0	1	0	0
Hispanic	1	0	0	0	1	0	0
Presenting Problem/Diagnosis							
Alcohol Abuse	1	0	0	0	1	0	0
Mood Disorder	29	0	0	0	29	0	0
Other Psychotic	30	0	0	0	30	0	0
Social Conditions	2	0	0	0	2	0	0
Substance Related	1	0	0	0	1	0	0
Deferred/No Diagnosis	7	0	0	0	7	0	0
County of Residence							
Canadian	1	0	0	0	1	0	0
Cleveland	8	0	0	0	8	0	0
Oklahoma	59	0	0	0	59	0	0
Stephens	1	0	0	0	1	0	0
Wagoner	1	0	0	0	1	0	0
Other Indicators							
Deaf and Hearing Impaired	1	0	0	0	1	0	0
SMI (If ever)	70	0	0	0	70	0	0

Notes: The same client may be counted in more than one category, e.g., clients can receive services under more than one contract source, in more than one "County of Residence," or may have multiple "Other Indicators." Please see Definition page for other considerations.

Oklahoma Department of Mental Health and Substance Abuse Services

Counts of Admitted Clients Served by Funding Source for Each Agency During FY1997

HELP-IN-CRISIS, INC.

	Total	Funding Source					
		Mental Health	Substance Abuse	Domestic Violence	Residential Care	Medicaid	Other
Total							
Unduplicated Count	294	0	0	294	0	0	0
Sex							
Female	229	0	0	229	0	0	0
Male	65	0	0	65	0	0	0
Age							
0-04	53	0	0	53	0	0	0
05-17	93	0	0	93	0	0	0
18-20	10	0	0	10	0	0	0
21-24	14	0	0	14	0	0	0
25-34	61	0	0	61	0	0	0
35-44	46	0	0	46	0	0	0
45-54	14	0	0	14	0	0	0
55-64	2	0	0	2	0	0	0
65-74	1	0	0	1	0	0	0
Race							
White	174	0	0	174	0	0	0
Black	5	0	0	5	0	0	0
Native American	97	0	0	97	0	0	0
Hispanic	16	0	0	16	0	0	0
Asian	2	0	0	2	0	0	0
Presenting Problem/Diagnosis							
Other Psychotic	1	0	0	1	0	0	0
Social Conditions	290	0	0	290	0	0	0
Deferred/No Diagnosis	3	0	0	3	0	0	0
County of Residence							
Adair	30	0	0	30	0	0	0
Cherokee	199	0	0	199	0	0	0
Cleveland	1	0	0	1	0	0	0
Cotton	1	0	0	1	0	0	0
Delaware	5	0	0	5	0	0	0
Hughes	4	0	0	4	0	0	0
Muskogee	4	0	0	4	0	0	0
Oklahoma	6	0	0	6	0	0	0
Okmulgee	1	0	0	1	0	0	0
Payne	4	0	0	4	0	0	0
Sequoyah	9	0	0	9	0	0	0
Wagoner	7	0	0	7	0	0	0
Washington	1	0	0	1	0	0	0
Out of State/Unknown	22	0	0	22	0	0	0
Other Indicators							
Deaf and Hearing Impaired	1	0	0	1	0	0	0
Homeless	141	0	0	141	0	0	0
SMI (If ever)	35	0	0	35	0	0	0

Notes: The same client may be counted in more than one category, e.g., clients can receive services under more than one contract source, in more than one "County of Residence," or may have multiple "Other Indicators." Please see Definition page for other considerations.

Oklahoma Department of Mental Health and Substance Abuse Services

Counts of Admitted Clients Served by Funding Source for Each Agency During FY1997

HIGH CEDAR RESIDENTIAL CARE

	Total	Funding Source					
		Mental Health	Substance Abuse	Domestic Violence	Residential Care	Medicaid	Other
Total							
Unduplicated Count	26	0	0	0	26	0	0
Sex							
Female	7	0	0	0	7	0	0
Male	19	0	0	0	19	0	0
Age							
25-34	4	0	0	0	4	0	0
35-44	6	0	0	0	6	0	0
45-54	11	0	0	0	11	0	0
55-64	4	0	0	0	4	0	0
75-84	1	0	0	0	1	0	0
Race							
White	24	0	0	0	24	0	0
Native American	1	0	0	0	1	0	0
Hispanic	1	0	0	0	1	0	0
Presenting Problem/Diagnosis							
Developmental Disorder	3	0	0	0	3	0	0
Mood Disorder	19	0	0	0	19	0	0
Other Psychotic	4	0	0	0	4	0	0
County of Residence							
Canadian	1	0	0	0	1	0	0
Cleveland	14	0	0	0	14	0	0
Craig	1	0	0	0	1	0	0
Noble	9	0	0	0	9	0	0
Wagoner	1	0	0	0	1	0	0
Other Indicators							
SMI (If ever)	26	0	0	0	26	0	0

Notes: The same client may be counted in more than one category, e.g., clients can receive services under more than one contract source, in more than one "County of Residence," or may have multiple "Other Indicators." Please see Definition page for other considerations.

Oklahoma Department of Mental Health and Substance Abuse Services

Counts of Admitted Clients Served by Funding Source for Each Agency During FY1997

HIV RESOURCE CONSORTIUM

	Total	Funding Source					
		Mental Health	Substance Abuse	Domestic Violence	Residential Care	Medicaid	Other
Total							
Unduplicated Count	227	0	227	0	0	0	0
Sex							
Female	36	0	36	0	0	0	0
Male	191	0	191	0	0	0	0
Age							
05-17	1	0	1	0	0	0	0
18-20	1	0	1	0	0	0	0
21-24	11	0	11	0	0	0	0
25-34	96	0	96	0	0	0	0
35-44	97	0	97	0	0	0	0
45-54	20	0	20	0	0	0	0
55-64	1	0	1	0	0	0	0
Race							
White	169	0	169	0	0	0	0
Black	31	0	31	0	0	0	0
Native American	19	0	19	0	0	0	0
Hispanic	8	0	8	0	0	0	0
Presenting Problem/Diagnosis							
Alcohol Abuse	36	0	36	0	0	0	0
Developmental Disorder	1	0	1	0	0	0	0
Mood Disorder	5	0	5	0	0	0	0
Other Psychotic	2	0	2	0	0	0	0
Substance Related	30	0	30	0	0	0	0
Deferred/No Diagnosis	153	0	153	0	0	0	0
County of Residence							
Adair	2	0	2	0	0	0	0
Cherokee	2	0	2	0	0	0	0
Creek	8	0	8	0	0	0	0
Delaware	2	0	2	0	0	0	0
Haskell	1	0	1	0	0	0	0
LeFlore	4	0	4	0	0	0	0
Mayes	3	0	3	0	0	0	0
McIntosh	2	0	2	0	0	0	0
Muskogee	7	0	7	0	0	0	0
Okfuskee	2	0	2	0	0	0	0
Okmulgee	3	0	3	0	0	0	0
Osage	4	0	4	0	0	0	0
Ottawa	1	0	1	0	0	0	0
Pawnee	2	0	2	0	0	0	0
Payne	2	0	2	0	0	0	0
Rogers	5	0	5	0	0	0	0
Sequoyah	4	0	4	0	0	0	0
Tulsa	164	0	164	0	0	0	0
Wagoner	6	0	6	0	0	0	0
Washington	3	0	3	0	0	0	0
Other Indicators							
Homeless	10	0	10	0	0	0	0
SMI (If ever)	49	0	49	0	0	0	0

Notes: The same client may be counted in more than one category, e.g., clients can receive services under more than one contract source, in more than one "County of Residence," or may have multiple "Other Indicators." Please see Definition page for other considerations.

Oklahoma Department of Mental Health and Substance Abuse Services

Counts of Admitted Clients Served by Funding Source for Each Agency During FY1997

HOMINY HEALTH SRVCS CTR INC.

	Total	Funding Source					Other
		Mental Health	Substance Abuse	Domestic Violence	Residential Care	Medicaid	
Total							
Unduplicated Count	117	38	94	0	0	0	11
Sex							
Female	78	25	63	0	0	0	10
Male	39	13	31	0	0	0	1
Age							
0-04	1	1	0	0	0	0	0
05-17	12	3	9	0	0	0	3
18-20	6	3	3	0	0	0	0
21-24	6	2	5	0	0	0	0
25-34	19	9	13	0	0	0	2
35-44	31	9	27	0	0	0	3
45-54	25	6	21	0	0	0	2
55-64	7	1	7	0	0	0	0
65-74	9	4	8	0	0	0	1
75-84	1	0	1	0	0	0	0
Race							
White	88	37	65	0	0	0	8
Black	1	0	1	0	0	0	1
Native American	27	1	27	0	0	0	1
Hispanic	1	0	1	0	0	0	1
Presenting Problem/Diagnosis							
Alcohol Abuse	35	4	34	0	0	0	3
Developmental Disorder	2	2	0	0	0	0	0
Mood Disorder	10	5	5	0	0	0	1
Other Non-Psychotic	18	10	12	0	0	0	3
Other Psychotic	1	1	0	0	0	0	0
Personality Disorder	7	3	7	0	0	0	0
Schizophrenia	3	2	2	0	0	0	0
Social Conditions	21	9	15	0	0	0	2
Substance Related	20	2	19	0	0	0	2
County of Residence							
Osage	76	18	63	0	0	0	7
Pawnee	41	20	31	0	0	0	4
Other Indicators							
Dual Diagnosis	6	1	6	0	0	0	0
Homeless	1	1	0	0	0	0	0
SMI (If ever)	27	8	23	0	0	0	4

Notes: The same client may be counted in more than one category, e.g., clients can receive services under more than one contract source, in more than one "County of Residence," or may have multiple "Other Indicators." Please see Definition page for other considerations.

Oklahoma Department of Mental Health and Substance Abuse Services

Counts of Admitted Clients Served by Funding Source for Each Agency During FY1997

HOPE COMMUNITY SERVICES, INC.

	Total	Funding Source					
		Mental Health	Substance Abuse	Domestic Violence	Residential Care	Medicaid	Other
Total							
Unduplicated Count	1,305	1,305	2	0	0	1	28
Sex							
Female	752	752	1	0	0	0	13
Male	553	553	1	0	0	1	15
Age							
05-17	247	247	0	0	0	0	1
18-20	21	21	0	0	0	0	2
21-24	61	61	0	0	0	0	3
25-34	222	222	2	0	0	1	7
35-44	333	333	0	0	0	0	7
45-54	234	234	0	0	0	0	6
55-64	116	116	0	0	0	0	2
65-74	55	55	0	0	0	0	0
75-84	13	13	0	0	0	0	0
85+	3	3	0	0	0	0	0
Race							
White	1,049	1,049	1	0	0	1	21
Black	154	154	1	0	0	0	6
Native American	44	44	0	0	0	0	1
Hispanic	47	47	0	0	0	0	0
Asian	11	11	0	0	0	0	0
Presenting Problem/Diagnosis							
Alcohol Abuse	6	6	0	0	0	0	2
Developmental Disorder	89	89	0	0	0	0	0
Mood Disorder	567	567	0	0	0	1	15
Non Alcohol/Drug Related Organic	22	22	0	0	0	0	1
Other Non-Psychotic	91	91	0	0	0	0	2
Other Psychotic	143	143	0	0	0	0	5
Personality Disorder	5	5	0	0	0	0	0
Schizophrenia	268	268	2	0	0	0	3
Social Conditions	104	104	0	0	0	0	0
Substance Related	7	7	0	0	0	0	0
Deferred/No Diagnosis	3	3	0	0	0	0	0
County of Residence							
Beckham	2	2	0	0	0	0	0
Cleveland	4	4	0	0	0	0	0
Creek	1	1	0	0	0	0	0
Custer	1	1	0	0	0	0	0
Oklahoma	1,297	1,297	2	0	0	1	28
Other Indicators							
Deaf and Hearing Impaired	14	14	0	0	0	0	0
Dual Diagnosis	235	235	1	0	0	0	7
Homeless	33	33	0	0	0	0	2
SED (6-17)	154	154	0	0	0	0	1
SMI (If ever)	1,003	1,003	2	0	0	1	27

Notes: The same client may be counted in more than one category, e.g., clients can receive services under more than one contract source, in more than one "County of Residence," or may have multiple "Other Indicators." Please see Definition page for other considerations.

Oklahoma Department of Mental Health and Substance Abuse Services

Counts of Admitted Clients Served by Funding Source for Each Agency During FY1997

HOUSE OF HOPE, INC.

	Total	Funding Source					
		Mental Health	Substance Abuse	Domestic Violence	Residential Care	Medicaid	Other
Total							
Unduplicated Count	158	0	158	0	0	0	0
Sex							
Male	158	0	158	0	0	0	0
Age							
18-20	9	0	9	0	0	0	0
21-24	21	0	21	0	0	0	0
25-34	64	0	64	0	0	0	0
35-44	46	0	46	0	0	0	0
45-54	18	0	18	0	0	0	0
Race							
White	124	0	124	0	0	0	0
Black	8	0	8	0	0	0	0
Native American	17	0	17	0	0	0	0
Hispanic	8	0	8	0	0	0	0
Asian	1	0	1	0	0	0	0
Presenting Problem/Diagnosis							
Alcohol Abuse	85	0	85	0	0	0	0
Substance Related	73	0	73	0	0	0	0
County of Residence							
Cherokee	2	0	2	0	0	0	0
Craig	12	0	12	0	0	0	0
Creek	4	0	4	0	0	0	0
Delaware	13	0	13	0	0	0	0
Dewey	1	0	1	0	0	0	0
Garfield	1	0	1	0	0	0	0
Haskell	1	0	1	0	0	0	0
LeFlore	1	0	1	0	0	0	0
Lincoln	1	0	1	0	0	0	0
Marshall	1	0	1	0	0	0	0
Mayes	9	0	9	0	0	0	0
Muskogee	11	0	11	0	0	0	0
Noble	1	0	1	0	0	0	0
Nowata	8	0	8	0	0	0	0
Oklahoma	2	0	2	0	0	0	0
Okmulgee	3	0	3	0	0	0	0
Osage	1	0	1	0	0	0	0
Ottawa	13	0	13	0	0	0	0
Pittsburgh	1	0	1	0	0	0	0
Rogers	10	0	10	0	0	0	0
Stephens	1	0	1	0	0	0	0
Tulsa	21	0	21	0	0	0	0
Wagoner	2	0	2	0	0	0	0
Washington	16	0	16	0	0	0	0
Out of State/Unknown	22	0	22	0	0	0	0
Other Indicators							
Homeless	13	0	13	0	0	0	0
SMI (If ever)	21	0	21	0	0	0	0

Notes: The same client may be counted in more than one category, e.g., clients can receive services under more than one contract source, in more than one "County of Residence," or may have multiple "Other Indicators." Please see Definition page for other considerations.

Oklahoma Department of Mental Health and Substance Abuse Services
Counts of Admitted Clients Served by Funding Source for Each Agency During FY1997
INDIAN HEALTH CARE RESOURCE CENTER

	Total	Funding Source					
		Mental Health	Substance Abuse	Domestic Violence	Residential Care	Medicaid	Other
Total							
Unduplicated Count	109	0	109	0	0	0	0
Sex							
Female	60	0	60	0	0	0	0
Male	49	0	49	0	0	0	0
Age							
05-17	7	0	7	0	0	0	0
18-20	2	0	2	0	0	0	0
21-24	9	0	9	0	0	0	0
25-34	36	0	36	0	0	0	0
35-44	45	0	45	0	0	0	0
45-54	8	0	8	0	0	0	0
55-64	2	0	2	0	0	0	0
Race							
White	21	0	21	0	0	0	0
Native American	88	0	88	0	0	0	0
Presenting Problem/Diagnosis							
Alcohol Abuse	45	0	45	0	0	0	0
Mood Disorder	1	0	1	0	0	0	0
Social Conditions	12	0	12	0	0	0	0
Substance Related	51	0	51	0	0	0	0
County of Residence							
Tulsa	108	0	108	0	0	0	0
Washington	1	0	1	0	0	0	0
Other Indicators							
Homeless	2	0	2	0	0	0	0
SMI (If ever)	11	0	11	0	0	0	0

Notes: The same client may be counted in more than one category, e.g., clients can receive services under more than one contract source, in more than one "County of Residence," or may have multiple "Other Indicators." Please see Definition page for other considerations.

Oklahoma Department of Mental Health and Substance Abuse Services

Counts of Admitted Clients Served by Funding Source for Each Agency During FY1997

JIM TALIAFERRO CMHC

	Total	Funding Source					
		Mental Health	Substance Abuse	Domestic Violence	Residential Care	Medicaid	Other
Total							
Unduplicated Count	1,997	1,971	176	0	0	0	19
Sex							
Female	1,116	1,106	72	0	0	0	7
Male	881	865	104	0	0	0	12
Age							
0-04	51	51	0	0	0	0	0
05-17	302	302	3	0	0	0	0
18-20	52	51	5	0	0	0	0
21-24	106	101	17	0	0	0	1
25-34	410	403	60	0	0	0	1
35-44	535	524	72	0	0	0	7
45-54	317	316	13	0	0	0	7
55-64	126	125	6	0	0	0	3
65-74	70	70	0	0	0	0	0
75-84	24	24	0	0	0	0	0
85+	4	4	0	0	0	0	0
Race							
White	1,443	1,427	118	0	0	0	15
Black	309	302	35	0	0	0	3
Native American	135	133	12	0	0	0	1
Hispanic	85	84	9	0	0	0	0
Asian	25	25	2	0	0	0	0
Presenting Problem/Diagnosis							
Alcohol Abuse	159	145	76	0	0	0	1
Developmental Disorder	128	128	0	0	0	0	1
Mood Disorder	639	639	14	0	0	0	3
Non Alcohol/Drug Related Organic	21	21	0	0	0	0	0
Other Non-Psychotic	351	350	5	0	0	0	1
Other Psychotic	237	237	6	0	0	0	4
Personality Disorder	9	9	0	0	0	0	0
Schizophrenia	245	245	4	0	0	0	9
Social Conditions	69	69	3	0	0	0	0
Substance Related	136	125	68	0	0	0	0
Deferred/No Diagnosis	3	3	0	0	0	0	0
County of Residence							
Adair	1	1	0	0	0	0	0
Beaver	1	1	0	0	0	0	0
Caddo	221	220	3	0	0	0	0
Canadian	38	38	0	0	0	0	0
Carter	3	3	1	0	0	0	0
Cleveland	4	4	0	0	0	0	0
Coal	1	1	0	0	0	0	0
Comanche	1,086	1,067	149	0	0	0	18
Cotton	40	40	1	0	0	0	1
Garfield	1	1	0	0	0	0	0
Garvin	1	1	0	0	0	0	0
Grady	9	9	0	0	0	0	0
Greer	3	3	0	0	0	0	0
Harmon	16	16	1	0	0	0	0

Notes: The same client may be counted in more than one category, e.g., clients can receive services under more than one contract source, in more than one "County of Residence," or may have multiple "Other Indicators." Please see Definition page for other considerations.

Oklahoma Department of Mental Health and Substance Abuse Services
Counts of Admitted Clients Served by Funding Source for Each Agency During FY1997

JIM TALIAFERRO CMHC

	Funding Source						
	Total	Mental Health	Substance Abuse	Domestic Violence	Residential Care	Medicaid	Other
Jackson	181	181	1	0	0	0	0
Jefferson	20	18	2	0	0	0	0
Kingfisher	1	1	0	0	0	0	0
Kiowa	8	8	0	0	0	0	0
Lincoln	1	1	0	0	0	0	0
Love	5	5	0	0	0	0	0
Oklahoma	25	25	0	0	0	0	0
Okmulgee	1	1	0	0	0	0	0
Pushmataha	1	1	0	0	0	0	0
Stephens	258	255	16	0	0	0	0
Tillman	56	56	1	0	0	0	0
Tulsa	2	2	0	0	0	0	0
Wagoner	1	1	0	0	0	0	0
Washita	2	2	0	0	0	0	0
Woods	1	1	0	0	0	0	0
Woodward	2	2	0	0	0	0	0
Out of State/Unknown	7	6	1	0	0	0	0
Other Indicators							
Deaf and Hearing Impaired	8	8	1	0	0	0	0
Dual Diagnosis	64	64	6	0	0	0	0
Homeless	98	98	7	0	0	0	1
SED (6-17)	57	57	1	0	0	0	0
SMI (If ever)	707	706	29	0	0	0	16

Notes: The same client may be counted in more than one category, e.g., clients can receive services under more than one contract source, in more than one "County of Residence," or may have multiple "Other Indicators." Please see Definition page for other considerations.

Oklahoma Department of Mental Health and Substance Abuse Services

Counts of Admitted Clients Served by Funding Source for Each Agency During FY1997

KIAMICHI COUNCIL ON ALCOHOLISM

	Total	Funding Source					Other
		Mental Health	Substance Abuse	Domestic Violence	Residential Care	Medicaid	
Total							
Unduplicated Count	450	0	448	0	0	0	44
Sex							
Female	152	0	151	0	0	0	15
Male	298	0	297	0	0	0	29
Age							
05-17	46	0	46	0	0	0	1
18-20	31	0	31	0	0	0	1
21-24	49	0	49	0	0	0	1
25-34	132	0	132	0	0	0	10
35-44	127	0	125	0	0	0	15
45-54	40	0	40	0	0	0	7
55-64	24	0	24	0	0	0	9
65-74	1	0	1	0	0	0	0
Race							
White	309	0	307	0	0	0	35
Black	51	0	51	0	0	0	3
Native American	82	0	82	0	0	0	6
Hispanic	8	0	8	0	0	0	0
Presenting Problem/Diagnosis							
Alcohol Abuse	206	0	204	0	0	0	32
Social Conditions	32	0	32	0	0	0	2
Substance Related	178	0	178	0	0	0	9
Deferred/No Diagnosis	34	0	34	0	0	0	1
County of Residence							
Atoka	2	0	2	0	0	0	1
Bryan	100	0	99	0	0	0	18
Choctaw	99	0	99	0	0	0	6
Cotton	1	0	1	0	0	0	0
Johnston	1	0	0	0	0	0	1
Major	1	0	1	0	0	0	0
McCurtain	224	0	224	0	0	0	18
Pushmataha	16	0	16	0	0	0	0
Out of State/Unknown	6	0	6	0	0	0	0
Other Indicators							
Deaf and Hearing Impaired	2	0	2	0	0	0	0
Homeless	2	0	2	0	0	0	0
SMI (If ever)	30	0	28	0	0	0	10

Notes: The same client may be counted in more than one category, e.g., clients can receive services under more than one contract source, in more than one "County of Residence," or may have multiple "Other Indicators." Please see Definition page for other considerations.

Oklahoma Department of Mental Health and Substance Abuse Services

Counts of Admitted Clients Served by Funding Source for Each Agency During FY1997

LAKE FRANCIS RETIREMENT CENTER

	Total	Funding Source					
		Mental Health	Substance Abuse	Domestic Violence	Residential Care	Medicaid	Other
Total							
Unduplicated Count	33	0	0	0	33	0	0
Sex							
Female	15	0	0	0	15	0	0
Male	18	0	0	0	18	0	0
Age							
25-34	1	0	0	0	1	0	0
35-44	12	0	0	0	12	0	0
45-54	7	0	0	0	7	0	0
55-64	7	0	0	0	7	0	0
65-74	4	0	0	0	4	0	0
75-84	2	0	0	0	2	0	0
Race							
White	27	0	0	0	27	0	0
Black	2	0	0	0	2	0	0
Native American	4	0	0	0	4	0	0
Presenting Problem/Diagnosis							
Developmental Disorder	2	0	0	0	2	0	0
Mood Disorder	2	0	0	0	2	0	0
Other Psychotic	24	0	0	0	24	0	0
Social Conditions	1	0	0	0	1	0	0
Deferred/No Diagnosis	4	0	0	0	4	0	0
County of Residence							
Adair	33	0	0	0	33	0	0
Other Indicators							
Homeless	1	0	0	0	1	0	0
SMI (If ever)	33	0	0	0	33	0	0

Notes: The same client may be counted in more than one category, e.g., clients can receive services under more than one contract source, in more than one "County of Residence," or may have multiple "Other Indicators." Please see Definition page for other considerations.

Oklahoma Department of Mental Health and Substance Abuse Services

Counts of Admitted Clients Served by Funding Source for Each Agency During FY1997

LASTSTOP

	Total	Funding Source					
		Mental Health	Substance Abuse	Domestic Violence	Residential Care	Medicaid	Other
Total							
Unduplicated Count	31	0	31	0	0	0	0
Sex							
Female	1	0	1	0	0	0	0
Male	30	0	30	0	0	0	0
Age							
05-17	1	0	1	0	0	0	0
18-20	3	0	3	0	0	0	0
21-24	5	0	5	0	0	0	0
25-34	11	0	11	0	0	0	0
35-44	10	0	10	0	0	0	0
45-54	1	0	1	0	0	0	0
Race							
White	20	0	20	0	0	0	0
Black	8	0	8	0	0	0	0
Native American	1	0	1	0	0	0	0
Hispanic	2	0	2	0	0	0	0
Presenting Problem/Diagnosis							
Alcohol Abuse	8	0	8	0	0	0	0
Substance Related	23	0	23	0	0	0	0
County of Residence							
Choctaw	1	0	1	0	0	0	0
Comanche	1	0	1	0	0	0	0
Creek	1	0	1	0	0	0	0
Delaware	1	0	1	0	0	0	0
McCurtain	1	0	1	0	0	0	0
Muskogee	2	0	2	0	0	0	0
Nowata	2	0	2	0	0	0	0
Oklahoma	5	0	5	0	0	0	0
Okmulgee	1	0	1	0	0	0	0
Payne	1	0	1	0	0	0	0
Tulsa	14	0	14	0	0	0	0
Washington	1	0	1	0	0	0	0
Other Indicators							
SMI (If ever)	3	0	3	0	0	0	0

Notes: The same client may be counted in more than one category, e.g., clients can receive services under more than one contract source, in more than one "County of Residence," or may have multiple "Other Indicators." Please see Definition page for other considerations.

Oklahoma Department of Mental Health and Substance Abuse Services
Counts of Admitted Clients Served by Funding Source for Each Agency During FY1997
LEFLORE COUNTY YOUTH & FAMILY SERVICES, INC.

		Funding Source						
		Total	Mental Health	Substance Abuse	Domestic Violence	Residential Care	Medicaid	Other
Total	Unduplicated Count	215	0	215	0	0	0	0
Sex	Female	70	0	70	0	0	0	0
	Male	145	0	145	0	0	0	0
Age	05-17	182	0	182	0	0	0	0
	18-20	32	0	32	0	0	0	0
	21-24	1	0	1	0	0	0	0
Race	White	153	0	153	0	0	0	0
	Black	25	0	25	0	0	0	0
	Native American	34	0	34	0	0	0	0
	Hispanic	3	0	3	0	0	0	0
Presenting Problem/Diagnosis	Substance Related	215	0	215	0	0	0	0
County of Residence	LeFlore	32	0	32	0	0	0	0
	Marshall	8	0	8	0	0	0	0
	McCurtain	20	0	20	0	0	0	0
	McIntosh	14	0	14	0	0	0	0
	Oklahoma	1	0	1	0	0	0	0
	Ottawa	7	0	7	0	0	0	0
	Payne	20	0	20	0	0	0	0
	Pittsburgh	30	0	30	0	0	0	0
	Rogers	10	0	10	0	0	0	0
	Tulsa	73	0	73	0	0	0	0
Other Indicators	SMI (If ever)	6	0	6	0	0	0	0

Notes: The same client may be counted in more than one category, e.g., clients can receive services under more than one contract source, in more than one "County of Residence," or may have multiple "Other Indicators." Please see Definition page for other considerations.

Oklahoma Department of Mental Health and Substance Abuse Services

Counts of Admitted Clients Served by Funding Source for Each Agency During FY1997

LEXINGTON ROOM & BOARD

	Total	Funding Source					
		Mental Health	Substance Abuse	Domestic Violence	Residential Care	Medicaid	Other
Total							
Unduplicated Count	69	0	0	0	69	0	0
Sex							
Female	29	0	0	0	29	0	0
Male	40	0	0	0	40	0	0
Age							
21-24	4	0	0	0	4	0	0
25-34	4	0	0	0	4	0	0
35-44	23	0	0	0	23	0	0
45-54	18	0	0	0	18	0	0
55-64	11	0	0	0	11	0	0
65-74	8	0	0	0	8	0	0
75-84	1	0	0	0	1	0	0
Race							
White	57	0	0	0	57	0	0
Black	7	0	0	0	7	0	0
Native American	2	0	0	0	2	0	0
Hispanic	3	0	0	0	3	0	0
Presenting Problem/Diagnosis							
Developmental Disorder	30	0	0	0	30	0	0
Mood Disorder	19	0	0	0	19	0	0
Other Psychotic	14	0	0	0	14	0	0
Social Conditions	5	0	0	0	5	0	0
Deferred/No Diagnosis	1	0	0	0	1	0	0
County of Residence							
Cleveland	67	0	0	0	67	0	0
McClain	1	0	0	0	1	0	0
Woodward	1	0	0	0	1	0	0
Other Indicators							
SMI (If ever)	67	0	0	0	67	0	0

Notes: The same client may be counted in more than one category, e.g., clients can receive services under more than one contract source, in more than one "County of Residence," or may have multiple "Other Indicators." Please see Definition page for other considerations.

Oklahoma Department of Mental Health and Substance Abuse Services

Counts of Admitted Clients Served by Funding Source for Each Agency During FY1997

LIFE IMPROVEMENT CENTER

	Total	Funding Source					
		Mental Health	Substance Abuse	Domestic Violence	Residential Care	Medicaid	Other
Total							
Unduplicated Count	502	0	502	0	0	0	0
Sex							
Female	208	0	208	0	0	0	0
Male	294	0	294	0	0	0	0
Age							
05-17	1	0	1	0	0	0	0
18-20	1	0	1	0	0	0	0
21-24	15	0	15	0	0	0	0
25-34	79	0	79	0	0	0	0
35-44	286	0	286	0	0	0	0
45-54	105	0	105	0	0	0	0
55-64	14	0	14	0	0	0	0
65-74	1	0	1	0	0	0	0
Race							
White	458	0	458	0	0	0	0
Black	10	0	10	0	0	0	0
Native American	17	0	17	0	0	0	0
Hispanic	17	0	17	0	0	0	0
Presenting Problem/Diagnosis							
Social Conditions	1	0	1	0	0	0	0
Substance Related	497	0	497	0	0	0	0
Deferred/No Diagnosis	4	0	4	0	0	0	0
County of Residence							
Canadian	6	0	6	0	0	0	0
Cherokee	6	0	6	0	0	0	0
Choctaw	1	0	1	0	0	0	0
Cleveland	41	0	41	0	0	0	0
Comanche	1	0	1	0	0	0	0
Creek	1	0	1	0	0	0	0
Hughes	1	0	1	0	0	0	0
Johnston	1	0	1	0	0	0	0
Kay	1	0	1	0	0	0	0
Lincoln	1	0	1	0	0	0	0
Logan	1	0	1	0	0	0	0
McClain	1	0	1	0	0	0	0
Muskogee	3	0	3	0	0	0	0
Nowata	1	0	1	0	0	0	0
Oklahoma	231	0	231	0	0	0	0
Okmulgee	2	0	2	0	0	0	0
Osage	3	0	3	0	0	0	0
Pawnee	4	0	4	0	0	0	0
Payne	2	0	2	0	0	0	0
Pottawatomie	4	0	4	0	0	0	0
Rogers	5	0	5	0	0	0	0
Tulsa	163	0	163	0	0	0	0
Wagoner	9	0	9	0	0	0	0
Washington	3	0	3	0	0	0	0
Washita	1	0	1	0	0	0	0
Woodward	2	0	2	0	0	0	0

Notes: The same client may be counted in more than one category, e.g., clients can receive services under more than one contract source, in more than one "County of Residence," or may have multiple "Other Indicators." Please see Definition page for other considerations.

Oklahoma Department of Mental Health and Substance Abuse Services
Counts of Admitted Clients Served by Funding Source for Each Agency During FY1997
LIFE IMPROVEMENT CENTER

	Funding Source						
	Total	Mental Health	Substance Abuse	Domestic Violence	Residential Care	Medicaid	Other
Out of State/Unknown	7	0	7	0	0	0	0
Other Indicators							
Deaf and Hearing Impaired	1	0	1	0	0	0	0
Homeless	3	0	3	0	0	0	0
SMI (If ever)	75	0	75	0	0	0	0

Notes: The same client may be counted in more than one category, e.g., clients can receive services under more than one contract source, in more than one "County of Residence," or may have multiple "Other Indicators." Please see Definition page for other considerations.

Oklahoma Department of Mental Health and Substance Abuse Services

Counts of Admitted Clients Served by Funding Source for Each Agency During FY1997

LOGAN COUNTY YOUTH AND FAMILY SERVICES INC.

	Total	Funding Source					
		Mental Health	Substance Abuse	Domestic Violence	Residential Care	Medicaid	Other
Total							
Unduplicated Count	187	0	187	0	0	0	0
Sex							
Female	85	0	85	0	0	0	0
Male	102	0	102	0	0	0	0
Age							
05-17	79	0	79	0	0	0	0
18-20	10	0	10	0	0	0	0
21-24	11	0	11	0	0	0	0
25-34	41	0	41	0	0	0	0
35-44	31	0	31	0	0	0	0
45-54	10	0	10	0	0	0	0
55-64	4	0	4	0	0	0	0
75-84	1	0	1	0	0	0	0
Race							
White	152	0	152	0	0	0	0
Black	23	0	23	0	0	0	0
Native American	6	0	6	0	0	0	0
Hispanic	6	0	6	0	0	0	0
Presenting Problem/Diagnosis							
Alcohol Abuse	16	0	16	0	0	0	0
Developmental Disorder	1	0	1	0	0	0	0
Mood Disorder	3	0	3	0	0	0	0
Other Psychotic	1	0	1	0	0	0	0
Social Conditions	129	0	129	0	0	0	0
Substance Related	22	0	22	0	0	0	0
Deferred/No Diagnosis	15	0	15	0	0	0	0
County of Residence							
Kingfisher	3	0	3	0	0	0	0
Lincoln	1	0	1	0	0	0	0
Logan	176	0	176	0	0	0	0
Oklahoma	7	0	7	0	0	0	0
Other Indicators							
Homeless	2	0	2	0	0	0	0
SMI (If ever)	16	0	16	0	0	0	0

Notes: The same client may be counted in more than one category, e.g., clients can receive services under more than one contract source, in more than one "County of Residence," or may have multiple "Other Indicators." Please see Definition page for other considerations.

Oklahoma Department of Mental Health and Substance Abuse Services

Counts of Admitted Clients Served by Funding Source for Each Agency During FY1997

MENTAL HEALTH SERVICES OF SOUTHERN OKLAHOMA

	Total	Funding Source					
		Mental Health	Substance Abuse	Domestic Violence	Residential Care	Medicaid	Other
Total							
Unduplicated Count	4,215	4,062	250	0	0	4	218
Sex							
Female	2,316	2,218	79	0	0	3	146
Male	1,899	1,844	171	0	0	1	72
Age							
0-04	122	111	0	0	0	0	27
05-17	789	768	0	0	0	0	50
18-20	162	159	16	0	0	0	6
21-24	272	256	21	0	0	0	19
25-34	788	739	85	0	0	1	60
35-44	951	925	77	0	0	2	32
45-54	566	553	28	0	0	0	17
55-64	321	309	17	0	0	1	5
65-74	154	152	6	0	0	0	1
75-84	70	70	0	0	0	0	1
85+	20	20	0	0	0	0	0
Race							
White	3,505	3,375	202	0	0	3	186
Black	256	253	20	0	0	1	9
Native American	363	349	26	0	0	0	14
Hispanic	79	74	1	0	0	0	9
Asian	12	11	1	0	0	0	0
Presenting Problem/Diagnosis							
Alcohol Abuse	232	215	124	0	0	1	2
Developmental Disorder	313	298	0	0	0	0	37
Mood Disorder	1,419	1,405	14	0	0	1	36
Non Alcohol/Drug Related Organic	73	73	1	0	0	0	0
Other Non-Psychotic	870	856	5	0	0	0	32
Other Psychotic	259	259	3	0	0	0	1
Personality Disorder	36	36	1	0	0	0	1
Schizophrenia	360	360	0	0	0	2	0
Social Conditions	441	361	0	0	0	0	105
Substance Related	211	198	102	0	0	0	4
Deferred/No Diagnosis	1	1	0	0	0	0	0
County of Residence							
Adair	1	1	0	0	0	0	0
Alfalfa	2	2	0	0	0	0	0
Atoka	24	18	3	0	0	0	6
Beckham	1	0	0	0	0	0	1
Bryan	705	688	12	0	0	1	27
Caddo	1	1	0	0	0	0	0
Carter	727	675	62	0	0	0	75
Choctaw	11	11	4	0	0	0	0
Cleveland	6	6	3	0	0	0	0
Coal	25	23	1	0	0	0	4
Comanche	3	3	2	0	0	0	0
Cotton	1	1	1	0	0	0	0
Creek	1	1	0	0	0	0	0
Custer	1	1	0	0	0	0	0

Notes: The same client may be counted in more than one category, e.g., clients can receive services under more than one contract source, in more than one "County of Residence," or may have multiple "Other Indicators." Please see Definition page for other considerations.

Oklahoma Department of Mental Health and Substance Abuse Services

Counts of Admitted Clients Served by Funding Source for Each Agency During FY1997

MENTAL HEALTH SERVICES OF SOUTHERN OKLAHOMA

	Total	Funding Source					Other
		Mental Health	Substance Abuse	Domestic Violence	Residential Care	Medicaid	
Garvin	537	517	19	0	0	0	38
Grady	6	6	1	0	0	0	0
Hughes	23	23	1	0	0	0	0
Jefferson	12	12	3	0	0	0	1
Johnston	267	259	6	0	0	0	13
Kingfisher	1	1	0	0	0	0	0
LeFlore	3	3	0	0	0	0	0
Love	147	142	7	0	0	0	15
Marshall	230	223	13	0	0	1	9
McClain	16	16	1	0	0	0	0
McIntosh	1	1	1	0	0	0	0
Murray	241	220	25	0	0	0	10
Noble	1	1	0	0	0	0	0
Okfuskee	1	1	0	0	0	0	0
Oklahoma	16	16	5	0	0	0	0
Payne	1	1	0	0	0	0	0
Pontotoc	620	611	20	0	0	0	16
Pottawatomie	7	7	1	0	0	0	0
Pushmataha	7	7	4	0	0	0	0
Rogers	1	0	0	0	0	0	1
Seminole	500	498	7	0	0	2	2
Stephens	41	41	39	0	0	0	0
Texas	2	2	1	0	0	0	0
Tulsa	3	3	2	0	0	0	0
Out of State/Unknown	22	20	6	0	0	0	0
Other Indicators							
Deaf and Hearing Impaired	31	31	2	0	0	0	0
Dual Diagnosis	251	248	14	0	0	0	2
Homeless	96	92	9	0	0	0	4
SED (6-17)	96	95	0	0	0	0	4
SMI (If ever)	2,120	2,094	73	0	0	4	40

Notes: The same client may be counted in more than one category, e.g., clients can receive services under more than one contract source, in more than one "County of Residence," or may have multiple "Other Indicators." Please see Definition page for other considerations.

Oklahoma Department of Mental Health and Substance Abuse Services

Counts of Admitted Clients Served by Funding Source for Each Agency During FY1997

METRO TULSA SUBSTANCE ABUSE SERVICES

	Total	Funding Source					
		Mental Health	Substance Abuse	Domestic Violence	Residential Care	Medicaid	Other
Total							
Unduplicated Count	1,194	0	1,194	0	0	0	0
Sex							
Female	348	0	348	0	0	0	0
Male	846	0	846	0	0	0	0
Age							
05-17	3	0	3	0	0	0	0
18-20	53	0	53	0	0	0	0
21-24	83	0	83	0	0	0	0
25-34	439	0	439	0	0	0	0
35-44	427	0	427	0	0	0	0
45-54	155	0	155	0	0	0	0
55-64	32	0	32	0	0	0	0
65-74	2	0	2	0	0	0	0
Race							
White	675	0	675	0	0	0	0
Black	389	0	389	0	0	0	0
Native American	120	0	120	0	0	0	0
Hispanic	9	0	9	0	0	0	0
Asian	1	0	1	0	0	0	0
Presenting Problem/Diagnosis							
Alcohol Abuse	545	0	545	0	0	0	0
Mood Disorder	1	0	1	0	0	0	0
Other Psychotic	1	0	1	0	0	0	0
Social Conditions	2	0	2	0	0	0	0
Substance Related	643	0	643	0	0	0	0
Deferred/No Diagnosis	2	0	2	0	0	0	0
County of Residence							
Adair	2	0	2	0	0	0	0
Cherokee	15	0	15	0	0	0	0
Choctaw	2	0	2	0	0	0	0
Cleveland	1	0	1	0	0	0	0
Craig	7	0	7	0	0	0	0
Creek	34	0	34	0	0	0	0
Delaware	7	0	7	0	0	0	0
Dewey	1	0	1	0	0	0	0
Garfield	2	0	2	0	0	0	0
Haskell	1	0	1	0	0	0	0
Hughes	1	0	1	0	0	0	0
Jefferson	1	0	1	0	0	0	0
Johnston	4	0	4	0	0	0	0
Kay	4	0	4	0	0	0	0
Kingfisher	1	0	1	0	0	0	0
LeFlore	2	0	2	0	0	0	0
Lincoln	2	0	2	0	0	0	0
Marshall	1	0	1	0	0	0	0
Mayes	16	0	16	0	0	0	0
McCurtain	1	0	1	0	0	0	0
McIntosh	12	0	12	0	0	0	0
Muskogee	38	0	38	0	0	0	0

Notes: The same client may be counted in more than one category, e.g., clients can receive services under more than one contract source, in more than one "County of Residence," or may have multiple "Other Indicators." Please see Definition page for other considerations.

Oklahoma Department of Mental Health and Substance Abuse Services
Counts of Admitted Clients Served by Funding Source for Each Agency During FY1997
METRO TULSA SUBSTANCE ABUSE SERVICES

	Funding Source						
	Total	Mental Health	Substance Abuse	Domestic Violence	Residential Care	Medicaid	Other
Noble	1	0	1	0	0	0	0
Nowata	3	0	3	0	0	0	0
Okfuskee	4	0	4	0	0	0	0
Oklahoma	5	0	5	0	0	0	0
Okmulgee	25	0	25	0	0	0	0
Osage	9	0	9	0	0	0	0
Ottawa	10	0	10	0	0	0	0
Pawnee	2	0	2	0	0	0	0
Payne	3	0	3	0	0	0	0
Pittsburgh	3	0	3	0	0	0	0
Pontotoc	1	0	1	0	0	0	0
Pottawatomie	3	0	3	0	0	0	0
Pushmataha	1	0	1	0	0	0	0
Rogers	21	0	21	0	0	0	0
Seminole	2	0	2	0	0	0	0
Sequoyah	8	0	8	0	0	0	0
Texas	1	0	1	0	0	0	0
Tulsa	898	0	898	0	0	0	0
Wagoner	13	0	13	0	0	0	0
Washington	18	0	18	0	0	0	0
Washita	2	0	2	0	0	0	0
Out of State/Unknown	6	0	6	0	0	0	0
Other Indicators							
Deaf and Hearing Impaired	4	0	4	0	0	0	0
Homeless	232	0	232	0	0	0	0
SMI (If ever)	296	0	296	0	0	0	0

Notes: The same client may be counted in more than one category, e.g., clients can receive services under more than one contract source, in more than one "County of Residence," or may have multiple "Other Indicators." Please see Definition page for other considerations.

Oklahoma Department of Mental Health and Substance Abuse Services
Counts of Admitted Clients Served by Funding Source for Each Agency During FY1997
MILLER COZY HOME, INC.

	Total	Funding Source					
		Mental Health	Substance Abuse	Domestic Violence	Residential Care	Medicaid	Other
Total							
Unduplicated Count	64	0	0	0	64	0	0
Sex							
Female	38	0	0	0	38	0	0
Male	26	0	0	0	26	0	0
Age							
25-34	1	0	0	0	1	0	0
35-44	19	0	0	0	19	0	0
45-54	12	0	0	0	12	0	0
55-64	17	0	0	0	17	0	0
65-74	9	0	0	0	9	0	0
75-84	6	0	0	0	6	0	0
Race							
White	51	0	0	0	51	0	0
Black	6	0	0	0	6	0	0
Native American	6	0	0	0	6	0	0
Hispanic	1	0	0	0	1	0	0
Presenting Problem/Diagnosis							
Developmental Disorder	6	0	0	0	6	0	0
Mood Disorder	25	0	0	0	25	0	0
Other Psychotic	7	0	0	0	7	0	0
Social Conditions	17	0	0	0	17	0	0
Deferred/No Diagnosis	9	0	0	0	9	0	0
County of Residence							
Craig	62	0	0	0	62	0	0
Rogers	1	0	0	0	1	0	0
Wagoner	1	0	0	0	1	0	0
Other Indicators							
Homeless	6	0	0	0	6	0	0
SMI (If ever)	64	0	0	0	64	0	0

Notes: The same client may be counted in more than one category, e.g., clients can receive services under more than one contract source, in more than one "County of Residence," or may have multiple "Other Indicators." Please see Definition page for other considerations.

Oklahoma Department of Mental Health and Substance Abuse Services

Counts of Admitted Clients Served by Funding Source for Each Agency During FY1997

MONARCH, INC.

	Total	Funding Source					Other
		Mental Health	Substance Abuse	Domestic Violence	Residential Care	Medicaid	
Total							
Unduplicated Count	409	0	398	0	0	6	119
Sex							
Female	348	0	342	0	0	6	109
Male	61	0	56	0	0	0	10
Age							
0-04	44	0	44	0	0	0	7
05-17	4	0	4	0	0	0	2
18-20	20	0	20	0	0	0	4
21-24	42	0	38	0	0	1	23
25-34	157	0	155	0	0	2	46
35-44	115	0	114	0	0	2	26
45-54	19	0	16	0	0	1	7
55-64	8	0	7	0	0	0	4
Race							
White	261	0	257	0	0	3	81
Black	86	0	81	0	0	2	27
Native American	58	0	56	0	0	1	11
Hispanic	3	0	3	0	0	0	0
Asian	1	0	1	0	0	0	0
Presenting Problem/Diagnosis							
Alcohol Abuse	87	0	82	0	0	0	26
Social Conditions	39	0	39	0	0	0	9
Substance Related	272	0	266	0	0	6	84
Deferred/No Diagnosis	11	0	11	0	0	0	0
County of Residence							
Adair	8	0	8	0	0	0	1
Bryan	5	0	5	0	0	0	2
Caddo	1	0	1	0	0	0	1
Canadian	1	0	1	0	0	0	0
Carter	5	0	5	0	0	0	3
Cherokee	7	0	7	0	0	0	1
Choctaw	5	0	5	0	0	0	2
Cleveland	5	0	5	0	0	0	1
Comanche	1	0	1	0	0	0	0
Cotton	1	0	1	0	0	0	0
Craig	5	0	5	0	0	0	1
Creek	6	0	6	0	0	0	0
Delaware	5	0	5	0	0	0	0
Garfield	4	0	4	0	0	0	1
Garvin	1	0	1	0	0	0	1
Grady	6	0	6	0	0	0	5
Haskell	7	0	7	0	0	0	2
Hughes	1	0	1	0	0	0	0
Johnston	1	0	1	0	0	0	0
Kiowa	1	0	1	0	0	0	0
LeFlore	7	0	7	0	0	0	5
Lincoln	3	0	3	0	0	0	2
Love	1	0	1	0	0	0	1
Marshall	2	0	2	0	0	0	0

Notes: The same client may be counted in more than one category, e.g., clients can receive services under more than one contract source, in more than one "County of Residence," or may have multiple "Other Indicators." Please see Definition page for other considerations.

Oklahoma Department of Mental Health and Substance Abuse Services

Counts of Admitted Clients Served by Funding Source for Each Agency During FY1997

MONARCH, INC.

	Funding Source						
	Total	Mental Health	Substance Abuse	Domestic Violence	Residential Care	Medicaid	Other
Mayes	5	0	5	0	0	0	0
McClain	1	0	1	0	0	0	0
McCurtain	7	0	7	0	0	0	2
McIntosh	5	0	5	0	0	0	2
Muskogee	92	0	81	0	0	6	28
Nowata	2	0	2	0	0	0	1
Oklahoma	25	0	25	0	0	0	8
Okmulgee	6	0	6	0	0	0	3
Osage	7	0	7	0	0	0	0
Ottawa	8	0	8	0	0	0	2
Pawnee	1	0	1	0	0	0	0
Payne	6	0	6	0	0	0	1
Pittsburgh	5	0	5	0	0	0	3
Pontotoc	1	0	1	0	0	0	0
Pottawatomie	1	0	1	0	0	0	0
Pushmataha	1	0	1	0	0	0	0
Rogers	6	0	6	0	0	0	1
Seminole	11	0	11	0	0	0	4
Sequoyah	14	0	14	0	0	0	3
Stephens	4	0	4	0	0	0	1
Tillman	10	0	10	0	0	0	2
Tulsa	73	0	73	0	0	0	19
Wagoner	8	0	8	0	0	0	3
Washington	16	0	16	0	0	0	7
Washita	1	0	1	0	0	0	0
Out of State/Unknown	4	0	4	0	0	0	0
Other Indicators							
Deaf and Hearing Impaired	3	0	3	0	0	0	0
Homeless	37	0	36	0	0	1	4
SMI (If ever)	115	0	113	0	0	3	44

Notes: The same client may be counted in more than one category, e.g., clients can receive services under more than one contract source, in more than one "County of Residence," or may have multiple "Other Indicators." Please see Definition page for other considerations.

Oklahoma Department of Mental Health and Substance Abuse Services

Counts of Admitted Clients Served by Funding Source for Each Agency During FY1997

MOORE ALCOHOL AND DRUG CENTER

	Total	Funding Source					
		Mental Health	Substance Abuse	Domestic Violence	Residential Care	Medicaid	Other
Total							
Unduplicated Count	95	0	95	0	0	0	0
Sex							
Female	56	0	56	0	0	0	0
Male	39	0	39	0	0	0	0
Age							
0-04	1	0	1	0	0	0	0
05-17	60	0	60	0	0	0	0
18-20	1	0	1	0	0	0	0
21-24	4	0	4	0	0	0	0
25-34	11	0	11	0	0	0	0
35-44	14	0	14	0	0	0	0
45-54	3	0	3	0	0	0	0
55-64	1	0	1	0	0	0	0
Race							
White	84	0	84	0	0	0	0
Black	4	0	4	0	0	0	0
Native American	7	0	7	0	0	0	0
Presenting Problem/Diagnosis							
Alcohol Abuse	8	0	8	0	0	0	0
Mood Disorder	1	0	1	0	0	0	0
Social Conditions	61	0	61	0	0	0	0
Substance Related	21	0	21	0	0	0	0
Deferred/No Diagnosis	4	0	4	0	0	0	0
County of Residence							
Cleveland	76	0	76	0	0	0	0
McClain	2	0	2	0	0	0	0
Oklahoma	17	0	17	0	0	0	0
Other Indicators							
SMI (If ever)	4	0	4	0	0	0	0

Notes: The same client may be counted in more than one category, e.g., clients can receive services under more than one contract source, in more than one "County of Residence," or may have multiple "Other Indicators." Please see Definition page for other considerations.

Oklahoma Department of Mental Health and Substance Abuse Services
Counts of Admitted Clients Served by Funding Source for Each Agency During FY1997
MUSKOGEE CO COUNCIL YTH SV

		Funding Source						
		Total	Mental Health	Substance Abuse	Domestic Violence	Residential Care	Medicaid	Other
Total	Unduplicated Count	35	0	35	0	0	0	0
Sex	Female	4	0	4	0	0	0	0
	Male	31	0	31	0	0	0	0
Age	05-17	33	0	33	0	0	0	0
	18-20	1	0	1	0	0	0	0
	25-34	1	0	1	0	0	0	0
Race	White	20	0	20	0	0	0	0
	Black	9	0	9	0	0	0	0
	Native American	6	0	6	0	0	0	0
Presenting Problem/Diagnosis	Alcohol Abuse	6	0	6	0	0	0	0
	Social Conditions	3	0	3	0	0	0	0
	Substance Related	26	0	26	0	0	0	0
County of Residence	Mayes	1	0	1	0	0	0	0
	Muskogee	27	0	27	0	0	0	0
	Wagoner	7	0	7	0	0	0	0
Other Indicators	SMI (If ever)	1	0	1	0	0	0	0

Notes: The same client may be counted in more than one category, e.g., clients can receive services under more than one contract source, in more than one "County of Residence," or may have multiple "Other Indicators." Please see Definition page for other considerations.

Oklahoma Department of Mental Health and Substance Abuse Services

Counts of Admitted Clients Served by Funding Source for Each Agency During FY1997

N.E. OK COUNCIL ON ALCOHOLISM

	Total	Funding Source					Other
		Mental Health	Substance Abuse	Domestic Violence	Residential Care	Medicaid	
Total							
Unduplicated Count	534	6	338	0	0	0	215
Sex							
Female	213	5	96	0	0	0	127
Male	321	1	242	0	0	0	88
Age							
0-04	11	0	0	0	0	0	11
05-17	128	4	25	0	0	0	107
18-20	30	0	22	0	0	0	10
21-24	44	1	38	0	0	0	7
25-34	119	0	91	0	0	0	33
35-44	133	1	111	0	0	0	28
45-54	44	0	37	0	0	0	8
55-64	20	0	13	0	0	0	7
65-74	5	0	1	0	0	0	4
Race							
White	421	5	265	0	0	0	171
Black	10	0	9	0	0	0	1
Native American	89	1	56	0	0	0	37
Hispanic	13	0	7	0	0	0	6
Asian	1	0	1	0	0	0	0
Presenting Problem/Diagnosis							
Alcohol Abuse	176	0	170	0	0	0	10
Developmental Disorder	22	0	3	0	0	0	20
Mood Disorder	66	1	24	0	0	0	44
Non Alcohol/Drug Related Organic	2	0	0	0	0	0	2
Other Non-Psychotic	128	4	26	0	0	0	109
Other Psychotic	1	0	1	0	0	0	1
Personality Disorder	8	1	4	0	0	0	4
Social Conditions	32	0	16	0	0	0	17
Substance Related	96	0	91	0	0	0	8
Deferred/No Diagnosis	3	0	3	0	0	0	0
County of Residence							
Adair	4	0	3	0	0	0	1
Beckham	1	0	1	0	0	0	0
Carter	1	0	1	0	0	0	0
Cherokee	1	0	0	0	0	0	1
Choctaw	2	0	2	0	0	0	0
Coal	1	0	1	0	0	0	0
Comanche	2	0	2	0	0	0	0
Craig	24	0	19	0	0	0	5
Creek	2	0	2	0	0	0	0
Delaware	116	1	73	0	0	0	50
Haskell	1	0	1	0	0	0	0
Kay	1	0	1	0	0	0	0
Logan	1	0	1	0	0	0	0
Mayes	106	1	82	0	0	0	30
McCurtain	6	0	6	0	0	0	0
Muskogee	12	0	12	0	0	0	0
Noble	2	0	2	0	0	0	0

Notes: The same client may be counted in more than one category, e.g., clients can receive services under more than one contract source, in more than one "County of Residence," or may have multiple "Other Indicators." Please see Definition page for other considerations.

Oklahoma Department of Mental Health and Substance Abuse Services

Counts of Admitted Clients Served by Funding Source for Each Agency During FY1997

N.E. OK COUNCIL ON ALCOHOLISM

	Total	Funding Source					
		Mental Health	Substance Abuse	Domestic Violence	Residential Care	Medicaid	Other
Okmulgee	2	0	1	0	0	0	1
Osage	3	0	3	0	0	0	0
Ottawa	183	2	72	0	0	0	117
Payne	2	0	2	0	0	0	0
Pittsburgh	1	0	1	0	0	0	0
Pushmataha	2	0	2	0	0	0	0
Rogers	14	2	11	0	0	0	3
Tulsa	25	0	25	0	0	0	0
Wagoner	4	0	0	0	0	0	4
Washington	3	0	3	0	0	0	0
Out of State/Unknown	12	0	9	0	0	0	3
Other Indicators							
Deaf and Hearing Impaired	1	0	1	0	0	0	0
Dual Diagnosis	18	1	12	0	0	0	10
Homeless	17	0	16	0	0	0	1
SED (6-17)	5	0	0	0	0	0	5
SMI (If ever)	60	0	45	0	0	0	16

Notes: The same client may be counted in more than one category, e.g., clients can receive services under more than one contract source, in more than one "County of Residence," or may have multiple "Other Indicators." Please see Definition page for other considerations.

Oklahoma Department of Mental Health and Substance Abuse Services

Counts of Admitted Clients Served by Funding Source for Each Agency During FY1997

N.W. DOMESTIC CRISIS SERVICES

	Total	Funding Source					
		Mental Health	Substance Abuse	Domestic Violence	Residential Care	Medicaid	Other
Total							
Unduplicated Count	225	0	0	225	0	0	0
Sex							
Female	160	0	0	160	0	0	0
Male	65	0	0	65	0	0	0
Age							
0-04	39	0	0	39	0	0	0
05-17	49	0	0	49	0	0	0
18-20	11	0	0	11	0	0	0
21-24	18	0	0	18	0	0	0
25-34	46	0	0	46	0	0	0
35-44	47	0	0	47	0	0	0
45-54	11	0	0	11	0	0	0
55-64	4	0	0	4	0	0	0
Race							
White	178	0	0	178	0	0	0
Black	2	0	0	2	0	0	0
Native American	9	0	0	9	0	0	0
Hispanic	36	0	0	36	0	0	0
Presenting Problem/Diagnosis							
Developmental Disorder	8	0	0	8	0	0	0
Social Conditions	194	0	0	194	0	0	0
Deferred/No Diagnosis	23	0	0	23	0	0	0
County of Residence							
Beaver	3	0	0	3	0	0	0
Blaine	1	0	0	1	0	0	0
Canadian	6	0	0	6	0	0	0
Cimarron	1	0	0	1	0	0	0
Dewey	17	0	0	17	0	0	0
Ellis	5	0	0	5	0	0	0
Grady	2	0	0	2	0	0	0
Harper	6	0	0	6	0	0	0
Major	3	0	0	3	0	0	0
Oklahoma	1	0	0	1	0	0	0
Texas	82	0	0	82	0	0	0
Woodward	93	0	0	93	0	0	0
Out of State/Unknown	5	0	0	5	0	0	0
Other Indicators							
Deaf and Hearing Impaired	2	0	0	2	0	0	0
Homeless	32	0	0	32	0	0	0
SED (6-17)	1	0	0	1	0	0	0
SMI (If ever)	13	0	0	13	0	0	0

Notes: The same client may be counted in more than one category, e.g., clients can receive services under more than one contract source, in more than one "County of Residence," or may have multiple "Other Indicators." Please see Definition page for other considerations.

Oklahoma Department of Mental Health and Substance Abuse Services

Counts of Admitted Clients Served by Funding Source for Each Agency During FY1997

NAIC CENTER OF OKLAHOMA ALCOHOL & DRUG SERVICES, INC.

		Funding Source						
		Total	Mental Health	Substance Abuse	Domestic Violence	Residential Care	Medicaid	Other
Total	Unduplicated Count	599	0	456	0	0	1	172
Sex	Female	223	0	213	0	0	0	22
	Male	376	0	243	0	0	1	150
Age	05-17	87	0	80	0	0	0	14
	18-20	52	0	49	0	0	0	7
	21-24	63	0	54	0	0	0	17
	25-34	150	0	89	0	0	0	65
	35-44	170	0	118	0	0	1	57
	45-54	63	0	53	0	0	0	11
	55-64	12	0	11	0	0	0	1
	75-84	2	0	2	0	0	0	0
Race	White	485	0	377	0	0	1	124
	Black	47	0	24	0	0	0	31
	Native American	44	0	34	0	0	0	12
	Hispanic	22	0	20	0	0	0	5
	Asian	1	0	1	0	0	0	0
Presenting Problem/Diagnosis	Alcohol Abuse	103	0	84	0	0	0	22
	Social Conditions	123	0	120	0	0	0	9
	Substance Related	357	0	238	0	0	1	139
	Deferred/No Diagnosis	16	0	14	0	0	0	2
County of Residence	Canadian	1	0	1	0	0	0	0
	Cherokee	1	0	1	0	0	0	0
	Cleveland	559	0	417	0	0	1	170
	Coal	2	0	2	0	0	0	0
	Cotton	1	0	0	0	0	0	1
	Garvin	4	0	4	0	0	0	0
	Grady	1	0	1	0	0	0	0
	McClain	12	0	12	0	0	0	1
	Oklahoma	13	0	13	0	0	0	0
	Pottawatomie	5	0	5	0	0	0	0
Other Indicators	Homeless	4	0	3	0	0	0	1
	SMI (If ever)	52	0	42	0	0	0	15

Notes: The same client may be counted in more than one category, e.g., clients can receive services under more than one contract source, in more than one "County of Residence," or may have multiple "Other Indicators." Please see Definition page for other considerations.

Oklahoma Department of Mental Health and Substance Abuse Services
Counts of Admitted Clients Served by Funding Source for Each Agency During FY1997
NATIVE AMERICAN CENTER OF RECOVERY

	Total	Funding Source					
		Mental Health	Substance Abuse	Domestic Violence	Residential Care	Medicaid	Other
Total							
Unduplicated Count	68	0	68	0	0	0	0
Sex							
Female	29	0	29	0	0	0	0
Male	39	0	39	0	0	0	0
Age							
18-20	3	0	3	0	0	0	0
21-24	7	0	7	0	0	0	0
25-34	29	0	29	0	0	0	0
35-44	18	0	18	0	0	0	0
45-54	10	0	10	0	0	0	0
65-74	1	0	1	0	0	0	0
Race							
White	14	0	14	0	0	0	0
Native American	52	0	52	0	0	0	0
Hispanic	2	0	2	0	0	0	0
Presenting Problem/Diagnosis							
Alcohol Abuse	44	0	44	0	0	0	0
Mood Disorder	2	0	2	0	0	0	0
Social Conditions	4	0	4	0	0	0	0
Substance Related	18	0	18	0	0	0	0
County of Residence							
Cleveland	1	0	1	0	0	0	0
Lincoln	1	0	1	0	0	0	0
Oklahoma	3	0	3	0	0	0	0
Payne	2	0	2	0	0	0	0
Pittsburgh	1	0	1	0	0	0	0
Pottawatomie	60	0	60	0	0	0	0
Other Indicators							
Homeless	2	0	2	0	0	0	0
SMI (If ever)	7	0	7	0	0	0	0

Notes: The same client may be counted in more than one category, e.g., clients can receive services under more than one contract source, in more than one "County of Residence," or may have multiple "Other Indicators." Please see Definition page for other considerations.

Oklahoma Department of Mental Health and Substance Abuse Services

Counts of Admitted Clients Served by Funding Source for Each Agency During FY1997

NEW DIRECTIONS, INC.

	Total	Funding Source					
		Mental Health	Substance Abuse	Domestic Violence	Residential Care	Medicaid	Other
Total							
Unduplicated Count	489	0	0	489	0	0	1
Sex							
Female	400	0	0	400	0	0	1
Male	89	0	0	89	0	0	0
Age							
0-04	93	0	0	93	0	0	0
05-17	114	0	0	114	0	0	0
18-20	37	0	0	37	0	0	0
21-24	34	0	0	34	0	0	1
25-34	96	0	0	96	0	0	0
35-44	79	0	0	79	0	0	0
45-54	28	0	0	28	0	0	0
55-64	4	0	0	4	0	0	0
65-74	2	0	0	2	0	0	0
75-84	2	0	0	2	0	0	0
Race							
White	236	0	0	236	0	0	1
Black	192	0	0	192	0	0	0
Native American	20	0	0	20	0	0	0
Hispanic	34	0	0	34	0	0	0
Asian	7	0	0	7	0	0	0
Presenting Problem/Diagnosis							
Mood Disorder	3	0	0	3	0	0	0
Social Conditions	428	0	0	428	0	0	1
Substance Related	2	0	0	2	0	0	0
Deferred/No Diagnosis	56	0	0	56	0	0	0
County of Residence							
Atoka	1	0	0	1	0	0	0
Caddo	19	0	0	19	0	0	0
Carter	1	0	0	1	0	0	0
Cleveland	1	0	0	1	0	0	0
Comanche	319	0	0	319	0	0	0
Cotton	12	0	0	12	0	0	0
Craig	1	0	0	1	0	0	0
Delaware	2	0	0	2	0	0	0
Garvin	1	0	0	1	0	0	0
Grady	5	0	0	5	0	0	0
Jackson	7	0	0	7	0	0	0
Jefferson	1	0	0	1	0	0	0
Johnston	1	0	0	1	0	0	0
Kiowa	3	0	0	3	0	0	0
Oklahoma	7	0	0	7	0	0	0
Pontotoc	2	0	0	2	0	0	0
Stephens	27	0	0	27	0	0	0
Tillman	6	0	0	6	0	0	0
Tulsa	11	0	0	11	0	0	0
Wagoner	1	0	0	1	0	0	0
Out of State/Unknown	61	0	0	61	0	0	1

Other Indicators

Notes: The same client may be counted in more than one category, e.g., clients can receive services under more than one contract source, in more than one "County of Residence," or may have multiple "Other Indicators." Please see Definition page for other considerations.

Oklahoma Department of Mental Health and Substance Abuse Services
Counts of Admitted Clients Served by Funding Source for Each Agency During FY1997
NEW DIRECTIONS, INC.

	Funding Source						
	Total	Mental Health	Substance Abuse	Domestic Violence	Residential Care	Medicaid	Other
Deaf and Hearing Impaired	3	0	0	3	0	0	0
Homeless	15	0	0	15	0	0	0
SMI (If ever)	31	0	0	31	0	0	0

Notes: The same client may be counted in more than one category, e.g., clients can receive services under more than one contract source, in more than one "County of Residence," or may have multiple "Other Indicators." Please see Definition page for other considerations.

Oklahoma Department of Mental Health and Substance Abuse Services

Counts of Admitted Clients Served by Funding Source for Each Agency During FY1997

NEW HOPE OF MANGUM

	Total	Funding Source					Other
		Mental Health	Substance Abuse	Domestic Violence	Residential Care	Medicaid	
Total							
Unduplicated Count	630	0	622	0	0	0	16
Sex							
Female	235	0	233	0	0	0	5
Male	395	0	389	0	0	0	11
Age							
05-17	3	0	3	0	0	0	0
18-20	42	0	42	0	0	0	0
21-24	60	0	59	0	0	0	2
25-34	223	0	222	0	0	0	3
35-44	207	0	203	0	0	0	8
45-54	72	0	72	0	0	0	1
55-64	16	0	14	0	0	0	2
65-74	6	0	6	0	0	0	0
75-84	1	0	1	0	0	0	0
Race							
White	468	0	465	0	0	0	8
Black	81	0	77	0	0	0	5
Native American	38	0	38	0	0	0	0
Hispanic	43	0	42	0	0	0	3
Presenting Problem/Diagnosis							
Alcohol Abuse	278	0	275	0	0	0	7
Social Conditions	9	0	9	0	0	0	0
Substance Related	339	0	334	0	0	0	9
Deferred/No Diagnosis	4	0	4	0	0	0	0
County of Residence							
Atoka	1	0	1	0	0	0	0
Beckham	65	0	65	0	0	0	1
Blaine	2	0	2	0	0	0	0
Bryan	3	0	3	0	0	0	0
Caddo	44	0	44	0	0	0	0
Canadian	4	0	4	0	0	0	0
Carter	12	0	11	0	0	0	1
Choctaw	2	0	2	0	0	0	0
Cimarron	1	0	1	0	0	0	1
Cleveland	6	0	6	0	0	0	0
Comanche	47	0	45	0	0	0	3
Cotton	38	0	38	0	0	0	0
Custer	6	0	6	0	0	0	0
Delaware	1	0	1	0	0	0	0
Grady	15	0	15	0	0	0	1
Greer	41	0	41	0	0	0	0
Harmon	12	0	12	0	0	0	0
Jackson	99	0	99	0	0	0	1
Jefferson	19	0	19	0	0	0	0
Johnston	1	0	1	0	0	0	0
Kiowa	33	0	32	0	0	0	2
Logan	1	0	1	0	0	0	0
Love	1	0	1	0	0	0	0
McCurtain	1	0	1	0	0	0	0

Notes: The same client may be counted in more than one category, e.g., clients can receive services under more than one contract source, in more than one "County of Residence," or may have multiple "Other Indicators." Please see Definition page for other considerations.

Oklahoma Department of Mental Health and Substance Abuse Services
Counts of Admitted Clients Served by Funding Source for Each Agency During FY1997
NEW HOPE OF MANGUM

	Funding Source						
	Total	Mental Health	Substance Abuse	Domestic Violence	Residential Care	Medicaid	Other
Murray	1	0	1	0	0	0	0
Muskogee	1	0	1	0	0	0	0
Noble	2	0	2	0	0	0	0
Oklahoma	37	0	35	0	0	0	2
Osage	1	0	1	0	0	0	0
Payne	1	0	1	0	0	0	0
Pontotoc	1	0	1	0	0	0	0
Pottawatomie	2	0	2	0	0	0	0
Pushmataha	1	0	1	0	0	0	0
Roger Mills	1	0	1	0	0	0	0
Rogers	4	0	4	0	0	0	0
Stephens	80	0	79	0	0	0	2
Tillman	16	0	15	0	0	0	2
Tulsa	19	0	19	0	0	0	0
Washington	1	0	1	0	0	0	0
Washita	6	0	6	0	0	0	0
Woodward	1	0	1	0	0	0	0
Other Indicators							
Deaf and Hearing Impaired	4	0	4	0	0	0	0
Homeless	33	0	33	0	0	0	0
SMI (If ever)	113	0	112	0	0	0	1

Notes: The same client may be counted in more than one category, e.g., clients can receive services under more than one contract source, in more than one "County of Residence," or may have multiple "Other Indicators." Please see Definition page for other considerations.

Oklahoma Department of Mental Health and Substance Abuse Services

Counts of Admitted Clients Served by Funding Source for Each Agency During FY1997

NORMAN ALCOHOL AND DRUG TREATMENT CENTER

	Total	Funding Source					
		Mental Health	Substance Abuse	Domestic Violence	Residential Care	Medicaid	Other
Total							
Unduplicated Count	1,013	0	1,013	0	0	0	0
Sex							
Female	290	0	290	0	0	0	0
Male	723	0	723	0	0	0	0
Age							
05-17	1	0	1	0	0	0	0
18-20	44	0	44	0	0	0	0
21-24	95	0	95	0	0	0	0
25-34	342	0	342	0	0	0	0
35-44	378	0	378	0	0	0	0
45-54	120	0	120	0	0	0	0
55-64	30	0	30	0	0	0	0
65-74	3	0	3	0	0	0	0
Race							
White	809	0	809	0	0	0	0
Black	119	0	119	0	0	0	0
Native American	57	0	57	0	0	0	0
Hispanic	25	0	25	0	0	0	0
Asian	3	0	3	0	0	0	0
Presenting Problem/Diagnosis							
Alcohol Abuse	538	0	538	0	0	0	0
Personality Disorder	1	0	1	0	0	0	0
Substance Related	474	0	474	0	0	0	0
County of Residence							
Alfalfa	1	0	1	0	0	0	0
Beckham	3	0	3	0	0	0	0
Blaine	2	0	2	0	0	0	0
Bryan	7	0	7	0	0	0	0
Caddo	8	0	8	0	0	0	0
Canadian	30	0	30	0	0	0	0
Carter	44	0	44	0	0	0	0
Cleveland	216	0	216	0	0	0	0
Comanche	15	0	15	0	0	0	0
Creek	3	0	3	0	0	0	0
Custer	4	0	4	0	0	0	0
Garfield	7	0	7	0	0	0	0
Garvin	23	0	23	0	0	0	0
Grady	41	0	41	0	0	0	0
Hughes	5	0	5	0	0	0	0
Jackson	2	0	2	0	0	0	0
Jefferson	2	0	2	0	0	0	0
Johnston	1	0	1	0	0	0	0
Kay	4	0	4	0	0	0	0
Kingfisher	1	0	1	0	0	0	0
Lincoln	10	0	10	0	0	0	0
Logan	10	0	10	0	0	0	0
Love	5	0	5	0	0	0	0
Marshall	5	0	5	0	0	0	0
McClain	17	0	17	0	0	0	0

Notes: The same client may be counted in more than one category, e.g., clients can receive services under more than one contract source, in more than one "County of Residence," or may have multiple "Other Indicators." Please see Definition page for other considerations.

Oklahoma Department of Mental Health and Substance Abuse Services

Counts of Admitted Clients Served by Funding Source for Each Agency During FY1997

NORMAN ALCOHOL AND DRUG TREATMENT CENTER

	Funding Source						
	Total	Mental Health	Substance Abuse	Domestic Violence	Residential Care	Medicaid	Other
McCurtain	4	0	4	0	0	0	0
Murray	13	0	13	0	0	0	0
Muskogee	6	0	6	0	0	0	0
Noble	1	0	1	0	0	0	0
Okfuskee	2	0	2	0	0	0	0
Oklahoma	409	0	409	0	0	0	0
Okmulgee	3	0	3	0	0	0	0
Osage	1	0	1	0	0	0	0
Ottawa	1	0	1	0	0	0	0
Payne	4	0	4	0	0	0	0
Pittsburgh	1	0	1	0	0	0	0
Pontotoc	12	0	12	0	0	0	0
Pottawatomie	46	0	46	0	0	0	0
Pushmataha	1	0	1	0	0	0	0
Seminole	15	0	15	0	0	0	0
Sequoyah	2	0	2	0	0	0	0
Stephens	14	0	14	0	0	0	0
Tulsa	2	0	2	0	0	0	0
Wagoner	1	0	1	0	0	0	0
Washita	1	0	1	0	0	0	0
Woodward	2	0	2	0	0	0	0
Out of State/Unknown	6	0	6	0	0	0	0
Other Indicators							
Deaf and Hearing Impaired	5	0	5	0	0	0	0
Dual Diagnosis	26	0	26	0	0	0	0
Homeless	179	0	179	0	0	0	0
SMI (If ever)	342	0	342	0	0	0	0

Notes: The same client may be counted in more than one category, e.g., clients can receive services under more than one contract source, in more than one "County of Residence," or may have multiple "Other Indicators." Please see Definition page for other considerations.

Oklahoma Department of Mental Health and Substance Abuse Services

Counts of Admitted Clients Served by Funding Source for Each Agency During FY1997

NORTH CARE CENTER

	Total	Funding Source					
		Mental Health	Substance Abuse	Domestic Violence	Residential Care	Medicaid	Other
Total							
Unduplicated Count	1,686	1,424	338	0	0	73	650
Sex							
Female	906	758	165	0	0	48	366
Male	780	666	173	0	0	25	284
Age							
0-04	92	22	0	0	0	0	78
05-17	425	326	3	0	0	4	222
18-20	40	32	12	0	0	2	12
21-24	84	70	30	0	0	2	29
25-34	305	280	109	0	0	14	111
35-44	369	334	109	0	0	26	123
45-54	180	171	56	0	0	11	39
55-64	93	91	15	0	0	8	24
65-74	54	54	2	0	0	4	8
75-84	24	24	2	0	0	2	3
85+	20	20	0	0	0	0	1
Race							
White	1,150	1,000	259	0	0	50	401
Black	422	326	63	0	0	20	204
Native American	42	37	4	0	0	2	14
Hispanic	62	52	11	0	0	1	27
Asian	10	9	1	0	0	0	4
Presenting Problem/Diagnosis							
Alcohol Abuse	32	29	27	0	0	2	14
Developmental Disorder	139	125	2	0	0	3	57
Mood Disorder	693	626	189	0	0	29	232
Non Alcohol/Drug Related Organic	21	21	3	0	0	0	6
Other Non-Psychotic	391	229	26	0	0	9	225
Other Psychotic	108	106	30	0	0	8	27
Personality Disorder	13	13	3	0	0	1	2
Schizophrenia	214	208	39	0	0	20	71
Social Conditions	55	51	5	0	0	1	11
Substance Related	20	16	14	0	0	0	5
County of Residence							
Canadian	30	30	1	0	0	4	6
Cleveland	1	1	0	0	0	0	0
Lincoln	2	2	0	0	0	0	0
Oklahoma	1,653	1,391	337	0	0	69	644
Other Indicators							
Deaf and Hearing Impaired	8	7	3	0	0	1	1
Dual Diagnosis	102	94	74	0	0	10	38
Homeless	94	28	8	0	0	2	81
SED (6-17)	189	175	1	0	0	3	72
SMI (If ever)	1,003	940	300	0	0	68	304

Notes: The same client may be counted in more than one category, e.g., clients can receive services under more than one contract source, in more than one "County of Residence," or may have multiple "Other Indicators." Please see Definition page for other considerations.

Oklahoma Department of Mental Health and Substance Abuse Services

Counts of Admitted Clients Served by Funding Source for Each Agency During FY1997

NORTH FORK RESIDENTIAL CARE

	Total	Funding Source					
		Mental Health	Substance Abuse	Domestic Violence	Residential Care	Medicaid	Other
Total							
Unduplicated Count	68	0	0	0	68	0	0
Sex							
Female	24	0	0	0	24	0	0
Male	44	0	0	0	44	0	0
Age							
18-20	1	0	0	0	1	0	0
21-24	4	0	0	0	4	0	0
25-34	12	0	0	0	12	0	0
35-44	26	0	0	0	26	0	0
45-54	20	0	0	0	20	0	0
55-64	4	0	0	0	4	0	0
65-74	1	0	0	0	1	0	0
Race							
White	56	0	0	0	56	0	0
Black	8	0	0	0	8	0	0
Native American	4	0	0	0	4	0	0
Presenting Problem/Diagnosis							
Developmental Disorder	66	0	0	0	66	0	0
Deferred/No Diagnosis	2	0	0	0	2	0	0
County of Residence							
Craig	2	0	0	0	2	0	0
LeFlore	1	0	0	0	1	0	0
McCurtain	2	0	0	0	2	0	0
McIntosh	55	0	0	0	55	0	0
Murray	4	0	0	0	4	0	0
Muskogee	2	0	0	0	2	0	0
Oklahoma	1	0	0	0	1	0	0
Okmulgee	1	0	0	0	1	0	0
Other Indicators							
Homeless	2	0	0	0	2	0	0
SMI (If ever)	68	0	0	0	68	0	0

Notes: The same client may be counted in more than one category, e.g., clients can receive services under more than one contract source, in more than one "County of Residence," or may have multiple "Other Indicators." Please see Definition page for other considerations.

Oklahoma Department of Mental Health and Substance Abuse Services

Counts of Admitted Clients Served by Funding Source for Each Agency During FY1997

OK COUNTY CRISIS INTERVENTION CENTER

	Total	Funding Source					
		Mental Health	Substance Abuse	Domestic Violence	Residential Care	Medicaid	Other
Total							
Unduplicated Count	1,931	1,412	942	0	0	0	0
Sex							
Female	772	640	291	0	0	0	0
Male	1,159	772	651	0	0	0	0
Age							
05-17	4	3	2	0	0	0	0
18-20	109	91	44	0	0	0	0
21-24	184	145	89	0	0	0	0
25-34	635	471	319	0	0	0	0
35-44	630	437	330	0	0	0	0
45-54	268	182	130	0	0	0	0
55-64	88	71	24	0	0	0	0
65-74	9	8	3	0	0	0	0
75-84	4	4	1	0	0	0	0
Race							
White	1,449	1,039	733	0	0	0	0
Black	373	299	155	0	0	0	0
Native American	69	45	40	0	0	0	0
Hispanic	32	23	11	0	0	0	0
Asian	8	6	3	0	0	0	0
Presenting Problem/Diagnosis							
Alcohol Abuse	411	129	378	0	0	0	0
Developmental Disorder	3	3	1	0	0	0	0
Mood Disorder	627	578	180	0	0	0	0
Non Alcohol/Drug Related Organic	15	13	5	0	0	0	0
Other Non-Psychotic	149	143	31	0	0	0	0
Other Psychotic	319	310	76	0	0	0	0
Personality Disorder	1	1	1	0	0	0	0
Schizophrenia	137	134	27	0	0	0	0
Social Conditions	1	0	1	0	0	0	0
Substance Related	267	100	242	0	0	0	0
Deferred/No Diagnosis	1	1	0	0	0	0	0
County of Residence							
Caddo	4	3	1	0	0	0	0
Canadian	16	10	7	0	0	0	0
Carter	1	1	1	0	0	0	0
Choctaw	1	1	0	0	0	0	0
Cleveland	34	25	16	0	0	0	0
Comanche	2	1	2	0	0	0	0
Cotton	2	1	1	0	0	0	0
Creek	1	0	1	0	0	0	0
Garfield	1	1	0	0	0	0	0
Grady	3	2	1	0	0	0	0
Hughes	1	0	1	0	0	0	0
Kay	1	0	1	0	0	0	0
Kingfisher	1	1	0	0	0	0	0
Kiowa	1	0	1	0	0	0	0
LeFlore	1	1	0	0	0	0	0
Lincoln	44	38	12	0	0	0	0

Notes: The same client may be counted in more than one category, e.g., clients can receive services under more than one contract source, in more than one "County of Residence," or may have multiple "Other Indicators." Please see Definition page for other considerations.

Oklahoma Department of Mental Health and Substance Abuse Services
Counts of Admitted Clients Served by Funding Source for Each Agency During FY1997
OK COUNTY CRISIS INTERVENTION CENTER

	Funding Source						
	Total	Mental Health	Substance Abuse	Domestic Violence	Residential Care	Medicaid	Other
Logan	7	7	0	0	0	0	0
McClain	2	2	1	0	0	0	0
Muskogee	1	1	0	0	0	0	0
Noble	1	0	1	0	0	0	0
Oklahoma	1,751	1,271	870	0	0	0	0
Osage	4	3	3	0	0	0	0
Pawnee	5	4	3	0	0	0	0
Pittsburgh	1	1	0	0	0	0	0
Pontotoc	2	1	1	0	0	0	0
Pottawatomie	9	7	4	0	0	0	0
Rogers	2	2	1	0	0	0	0
Seminole	2	0	2	0	0	0	0
Tulsa	3	3	1	0	0	0	0
Wagoner	1	1	0	0	0	0	0
Washington	1	0	1	0	0	0	0
Out of State/Unknown	25	24	9	0	0	0	0
Other Indicators							
Deaf and Hearing Impaired	11	10	2	0	0	0	0
Dual Diagnosis	181	144	101	0	0	0	0
Homeless	292	201	169	0	0	0	0
SMI (If ever)	1,426	1,109	659	0	0	0	0

Notes: The same client may be counted in more than one category, e.g., clients can receive services under more than one contract source, in more than one "County of Residence," or may have multiple "Other Indicators." Please see Definition page for other considerations.

Oklahoma Department of Mental Health and Substance Abuse Services

Counts of Admitted Clients Served by Funding Source for Each Agency During FY1997

OKLAHOMA YOUTH CENTER

	Total	Funding Source					
		Mental Health	Substance Abuse	Domestic Violence	Residential Care	Medicaid	Other
Total							
Unduplicated Count	226	226	0	0	0	0	0
Sex							
Female	89	89	0	0	0	0	0
Male	137	137	0	0	0	0	0
Age							
05-17	223	223	0	0	0	0	0
18-20	3	3	0	0	0	0	0
Race							
White	175	175	0	0	0	0	0
Black	16	16	0	0	0	0	0
Native American	17	17	0	0	0	0	0
Hispanic	18	18	0	0	0	0	0
Presenting Problem/Diagnosis							
Developmental Disorder	63	63	0	0	0	0	0
Mood Disorder	72	72	0	0	0	0	0
Non Alcohol/Drug Related Organic	1	1	0	0	0	0	0
Other Non-Psychotic	66	66	0	0	0	0	0
Other Psychotic	11	11	0	0	0	0	0
Social Conditions	8	8	0	0	0	0	0
Substance Related	3	3	0	0	0	0	0
Deferred/No Diagnosis	2	2	0	0	0	0	0
County of Residence							
Atoka	2	2	0	0	0	0	0
Beckham	6	6	0	0	0	0	0
Blaine	1	1	0	0	0	0	0
Canadian	4	4	0	0	0	0	0
Carter	1	1	0	0	0	0	0
Cherokee	1	1	0	0	0	0	0
Cleveland	99	99	0	0	0	0	0
Coal	1	1	0	0	0	0	0
Comanche	7	7	0	0	0	0	0
Custer	8	8	0	0	0	0	0
Garfield	2	2	0	0	0	0	0
Garvin	2	2	0	0	0	0	0
Grady	4	4	0	0	0	0	0
Greer	2	2	0	0	0	0	0
Harmon	1	1	0	0	0	0	0
Jackson	1	1	0	0	0	0	0
Kay	8	8	0	0	0	0	0
Kiowa	2	2	0	0	0	0	0
Latimer	1	1	0	0	0	0	0
Lincoln	1	1	0	0	0	0	0
Logan	3	3	0	0	0	0	0
McClain	6	6	0	0	0	0	0
McCurtain	3	3	0	0	0	0	0
Okfuskee	1	1	0	0	0	0	0
Oklahoma	36	36	0	0	0	0	0
Pawnee	1	1	0	0	0	0	0
Payne	10	10	0	0	0	0	0

Notes: The same client may be counted in more than one category, e.g., clients can receive services under more than one contract source, in more than one "County of Residence," or may have multiple "Other Indicators." Please see Definition page for other considerations.

Oklahoma Department of Mental Health and Substance Abuse Services
Counts of Admitted Clients Served by Funding Source for Each Agency During FY1997
OKLAHOMA YOUTH CENTER

	Funding Source						
	Total	Mental Health	Substance Abuse	Domestic Violence	Residential Care	Medicaid	Other
Pottawatomie	3	3	0	0	0	0	0
Pushmataha	2	2	0	0	0	0	0
Rogers	1	1	0	0	0	0	0
Seminole	1	1	0	0	0	0	0
Tulsa	1	1	0	0	0	0	0
Wagoner	3	3	0	0	0	0	0
Woodward	1	1	0	0	0	0	0
Other Indicators							
Deaf and Hearing Impaired	1	1	0	0	0	0	0
Dual Diagnosis	9	9	0	0	0	0	0
Homeless	5	5	0	0	0	0	0
SED (6-17)	205	205	0	0	0	0	0
SMI (If ever)	33	33	0	0	0	0	0

Notes: The same client may be counted in more than one category, e.g., clients can receive services under more than one contract source, in more than one "County of Residence," or may have multiple "Other Indicators." Please see Definition page for other considerations.

Oklahoma Department of Mental Health and Substance Abuse Services

Counts of Admitted Clients Served by Funding Source for Each Agency During FY1997

OPPORTUNITIES, INC.

	Total	Funding Source					
		Mental Health	Substance Abuse	Domestic Violence	Residential Care	Medicaid	Other
Total							
Unduplicated Count	364	0	364	0	0	0	0
Sex							
Female	90	0	90	0	0	0	0
Male	274	0	274	0	0	0	0
Age							
18-20	24	0	24	0	0	0	0
21-24	38	0	38	0	0	0	0
25-34	117	0	117	0	0	0	0
35-44	132	0	132	0	0	0	0
45-54	43	0	43	0	0	0	0
55-64	9	0	9	0	0	0	0
65-74	1	0	1	0	0	0	0
Race							
White	260	0	260	0	0	0	0
Black	32	0	32	0	0	0	0
Native American	55	0	55	0	0	0	0
Hispanic	16	0	16	0	0	0	0
Asian	1	0	1	0	0	0	0
Presenting Problem/Diagnosis							
Alcohol Abuse	88	0	88	0	0	0	0
Substance Related	276	0	276	0	0	0	0
County of Residence							
Beaver	1	0	1	0	0	0	0
Beckham	11	0	11	0	0	0	0
Blaine	42	0	42	0	0	0	0
Bryan	2	0	2	0	0	0	0
Caddo	26	0	26	0	0	0	0
Canadian	7	0	7	0	0	0	0
Carter	3	0	3	0	0	0	0
Cimarron	1	0	1	0	0	0	0
Cleveland	4	0	4	0	0	0	0
Coal	1	0	1	0	0	0	0
Comanche	14	0	14	0	0	0	0
Cotton	1	0	1	0	0	0	0
Creek	6	0	6	0	0	0	0
Custer	45	0	45	0	0	0	0
Dewey	1	0	1	0	0	0	0
Garfield	13	0	13	0	0	0	0
Garvin	2	0	2	0	0	0	0
Grady	9	0	9	0	0	0	0
Grant	1	0	1	0	0	0	0
Greer	1	0	1	0	0	0	0
Harmon	1	0	1	0	0	0	0
Harper	2	0	2	0	0	0	0
Hughes	1	0	1	0	0	0	0
Jackson	5	0	5	0	0	0	0
Kay	6	0	6	0	0	0	0
Kingfisher	2	0	2	0	0	0	0
Kiowa	7	0	7	0	0	0	0

Notes: The same client may be counted in more than one category, e.g., clients can receive services under more than one contract source, in more than one "County of Residence," or may have multiple "Other Indicators." Please see Definition page for other considerations.

Oklahoma Department of Mental Health and Substance Abuse Services
Counts of Admitted Clients Served by Funding Source for Each Agency During FY1997
OPPORTUNITIES, INC.

	Funding Source						
	Total	Mental Health	Substance Abuse	Domestic Violence	Residential Care	Medicaid	Other
LeFlore	1	0	1	0	0	0	0
Lincoln	1	0	1	0	0	0	0
Logan	2	0	2	0	0	0	0
Love	1	0	1	0	0	0	0
Major	2	0	2	0	0	0	0
Marshall	1	0	1	0	0	0	0
Mayes	1	0	1	0	0	0	0
McClain	2	0	2	0	0	0	0
Muskogee	1	0	1	0	0	0	0
Noble	1	0	1	0	0	0	0
Okfuskee	1	0	1	0	0	0	0
Oklahoma	64	0	64	0	0	0	0
Osage	13	0	13	0	0	0	0
Ottawa	2	0	2	0	0	0	0
Payne	6	0	6	0	0	0	0
Pittsburgh	1	0	1	0	0	0	0
Pontotoc	2	0	2	0	0	0	0
Pottawatomie	3	0	3	0	0	0	0
Roger Mills	1	0	1	0	0	0	0
Rogers	1	0	1	0	0	0	0
Seminole	5	0	5	0	0	0	0
Sequoyah	1	0	1	0	0	0	0
Stephens	8	0	8	0	0	0	0
Texas	4	0	4	0	0	0	0
Tulsa	3	0	3	0	0	0	0
Washington	4	0	4	0	0	0	0
Washita	6	0	6	0	0	0	0
Woods	1	0	1	0	0	0	0
Woodward	1	0	1	0	0	0	0
Out of State/Unknown	9	0	9	0	0	0	0
Other Indicators							
Deaf and Hearing Impaired	8	0	8	0	0	0	0
Homeless	56	0	56	0	0	0	0
SMI (If ever)	96	0	96	0	0	0	0

Notes: The same client may be counted in more than one category, e.g., clients can receive services under more than one contract source, in more than one "County of Residence," or may have multiple "Other Indicators." Please see Definition page for other considerations.

Oklahoma Department of Mental Health and Substance Abuse Services

Counts of Admitted Clients Served by Funding Source for Each Agency During FY1997

PADEN RESIDENTIAL CARE

	Total	Funding Source					
		Mental Health	Substance Abuse	Domestic Violence	Residential Care	Medicaid	Other
Total							
Unduplicated Count	53	0	0	0	53	0	0
Sex							
Female	24	0	0	0	24	0	0
Male	29	0	0	0	29	0	0
Age							
21-24	3	0	0	0	3	0	0
25-34	10	0	0	0	10	0	0
35-44	11	0	0	0	11	0	0
45-54	12	0	0	0	12	0	0
55-64	14	0	0	0	14	0	0
65-74	2	0	0	0	2	0	0
75-84	1	0	0	0	1	0	0
Race							
White	41	0	0	0	41	0	0
Black	6	0	0	0	6	0	0
Native American	6	0	0	0	6	0	0
Presenting Problem/Diagnosis							
Developmental Disorder	14	0	0	0	14	0	0
Mood Disorder	8	0	0	0	8	0	0
Other Psychotic	12	0	0	0	12	0	0
Social Conditions	18	0	0	0	18	0	0
Deferred/No Diagnosis	1	0	0	0	1	0	0
County of Residence							
Beckham	2	0	0	0	2	0	0
Cleveland	2	0	0	0	2	0	0
Cotton	1	0	0	0	1	0	0
Craig	1	0	0	0	1	0	0
Creek	1	0	0	0	1	0	0
Grady	1	0	0	0	1	0	0
Lincoln	3	0	0	0	3	0	0
McIntosh	2	0	0	0	2	0	0
Okfuskee	25	0	0	0	25	0	0
Oklahoma	4	0	0	0	4	0	0
Okmulgee	1	0	0	0	1	0	0
Pontotoc	1	0	0	0	1	0	0
Pottawatomie	2	0	0	0	2	0	0
Seminole	1	0	0	0	1	0	0
Wagoner	1	0	0	0	1	0	0
Woodward	4	0	0	0	4	0	0
Out of State/Unknown	1	0	0	0	1	0	0
Other Indicators							
Homeless	4	0	0	0	4	0	0
SMI (If ever)	53	0	0	0	53	0	0

Notes: The same client may be counted in more than one category, e.g., clients can receive services under more than one contract source, in more than one "County of Residence," or may have multiple "Other Indicators." Please see Definition page for other considerations.

Oklahoma Department of Mental Health and Substance Abuse Services

Counts of Admitted Clients Served by Funding Source for Each Agency During FY1997

PALMER DRUG ABUSE PROGRAM INC.

	Total	Funding Source					
		Mental Health	Substance Abuse	Domestic Violence	Residential Care	Medicaid	Other
Total							
Unduplicated Count	247	0	247	0	0	0	0
Sex							
Female	90	0	90	0	0	0	0
Male	157	0	157	0	0	0	0
Age							
05-17	197	0	197	0	0	0	0
18-20	50	0	50	0	0	0	0
Race							
White	182	0	182	0	0	0	0
Black	47	0	47	0	0	0	0
Native American	14	0	14	0	0	0	0
Hispanic	4	0	4	0	0	0	0
Presenting Problem/Diagnosis							
Alcohol Abuse	40	0	40	0	0	0	0
Mood Disorder	1	0	1	0	0	0	0
Social Conditions	4	0	4	0	0	0	0
Substance Related	201	0	201	0	0	0	0
Deferred/No Diagnosis	1	0	1	0	0	0	0
County of Residence							
Creek	6	0	6	0	0	0	0
Okmulgee	3	0	3	0	0	0	0
Pawnee	1	0	1	0	0	0	0
Rogers	1	0	1	0	0	0	0
Tulsa	233	0	233	0	0	0	0
Wagoner	1	0	1	0	0	0	0
Washington	2	0	2	0	0	0	0
Other Indicators							
Homeless	1	0	1	0	0	0	0
SMI (If ever)	19	0	19	0	0	0	0

Notes: The same client may be counted in more than one category, e.g., clients can receive services under more than one contract source, in more than one "County of Residence," or may have multiple "Other Indicators." Please see Definition page for other considerations.

Oklahoma Department of Mental Health and Substance Abuse Services

Counts of Admitted Clients Served by Funding Source for Each Agency During FY1997

PARKSIDE, INC.

	Total	Funding Source					
		Mental Health	Substance Abuse	Domestic Violence	Residential Care	Medicaid	Other
Total							
Unduplicated Count	4,729	3,981	2,420	0	0	8	538
Sex							
Female	2,523	2,145	1,110	0	0	5	382
Male	2,206	1,836	1,310	0	0	3	156
Age							
0-04	10	10	0	0	0	0	1
05-17	260	251	4	0	0	0	32
18-20	186	154	131	0	0	1	13
21-24	347	266	212	0	0	0	42
25-34	1,248	961	796	0	0	2	150
35-44	1,369	1,157	748	0	0	2	164
45-54	833	754	364	0	0	2	86
55-64	341	308	125	0	0	1	37
65-74	105	94	30	0	0	0	13
75-84	27	24	8	0	0	0	0
85+	3	2	2	0	0	0	0
Race							
White	3,525	2,935	1,855	0	0	7	348
Black	860	763	372	0	0	1	150
Native American	217	176	126	0	0	0	23
Hispanic	102	86	54	0	0	0	16
Asian	25	21	13	0	0	0	1
Presenting Problem/Diagnosis							
Alcohol Abuse	73	51	52	0	0	0	4
Developmental Disorder	95	92	5	0	0	0	14
Mood Disorder	2,373	1,884	1,397	0	0	2	253
Non Alcohol/Drug Related Organic	57	53	22	0	0	0	4
Other Non-Psychotic	517	427	190	0	0	0	63
Other Psychotic	537	476	316	0	0	2	56
Personality Disorder	127	109	52	0	0	0	14
Schizophrenia	792	752	332	0	0	4	116
Social Conditions	86	84	3	0	0	0	9
Substance Related	72	53	51	0	0	0	5
County of Residence							
Adair	1	1	0	0	0	0	0
Cherokee	1	1	1	0	0	0	0
Coal	1	0	1	0	0	0	0
Comanche	2	2	1	0	0	0	0
Cotton	1	1	0	0	0	0	0
Craig	2	1	1	0	0	0	0
Creek	23	11	17	0	0	0	3
Garvin	1	1	1	0	0	0	0
Lincoln	1	0	1	0	0	0	0
Mayes	5	2	4	0	0	0	0
Muskogee	8	7	2	0	0	0	0
Noble	6	6	1	0	0	0	1
Okfuskee	2	2	2	0	0	0	0
Okmulgee	7	4	7	0	0	0	0
Osage	43	42	13	0	0	0	8

Notes: The same client may be counted in more than one category, e.g., clients can receive services under more than one contract source, in more than one "County of Residence," or may have multiple "Other Indicators." Please see Definition page for other considerations.

Oklahoma Department of Mental Health and Substance Abuse Services

Counts of Admitted Clients Served by Funding Source for Each Agency During FY1997

PARKSIDE, INC.

	Funding Source						
	Total	Mental Health	Substance Abuse	Domestic Violence	Residential Care	Medicaid	Other
Ottawa	2	1	2	0	0	0	0
Pawnee	7	5	3	0	0	0	2
Payne	1	1	1	0	0	0	0
Pittsburgh	2	2	2	0	0	0	0
Pontotoc	1	1	1	0	0	0	0
Pottawatomie	1	1	0	0	0	0	0
Rogers	14	9	8	0	0	0	2
Tillman	2	2	0	0	0	0	1
Tulsa	4,556	3,852	2,318	0	0	8	519
Wagoner	11	7	10	0	0	0	1
Washington	2	2	2	0	0	0	0
Washita	7	5	2	0	0	0	1
Woodward	1	1	1	0	0	0	0
Out of State/Unknown	18	11	18	0	0	0	0
Other Indicators							
Deaf and Hearing Impaired	19	18	7	0	0	0	4
Dual Diagnosis	1,107	825	854	0	0	4	88
Homeless	466	385	345	0	0	0	27
SED (6-17)	106	101	0	0	0	0	21
SMI (If ever)	3,570	3,083	1,864	0	0	8	434

Notes: The same client may be counted in more than one category, e.g., clients can receive services under more than one contract source, in more than one "County of Residence," or may have multiple "Other Indicators." Please see Definition page for other considerations.

Oklahoma Department of Mental Health and Substance Abuse Services
Counts of Admitted Clients Served by Funding Source for Each Agency During FY1997
PARKVIEW RESIDENTIAL CARE

	Total	Funding Source					
		Mental Health	Substance Abuse	Domestic Violence	Residential Care	Medicaid	Other
Total							
Unduplicated Count	31	0	0	0	31	0	0
Sex							
Female	12	0	0	0	12	0	0
Male	19	0	0	0	19	0	0
Age							
35-44	5	0	0	0	5	0	0
45-54	9	0	0	0	9	0	0
55-64	12	0	0	0	12	0	0
65-74	4	0	0	0	4	0	0
75-84	1	0	0	0	1	0	0
Race							
White	18	0	0	0	18	0	0
Black	11	0	0	0	11	0	0
Native American	2	0	0	0	2	0	0
Presenting Problem/Diagnosis							
Developmental Disorder	9	0	0	0	9	0	0
Mood Disorder	8	0	0	0	8	0	0
Other Psychotic	5	0	0	0	5	0	0
Social Conditions	3	0	0	0	3	0	0
Deferred/No Diagnosis	6	0	0	0	6	0	0
County of Residence							
Muskogee	31	0	0	0	31	0	0
Other Indicators							
Homeless	13	0	0	0	13	0	0
SMI (If ever)	31	0	0	0	31	0	0

Notes: The same client may be counted in more than one category, e.g., clients can receive services under more than one contract source, in more than one "County of Residence," or may have multiple "Other Indicators." Please see Definition page for other considerations.

Oklahoma Department of Mental Health and Substance Abuse Services
Counts of Admitted Clients Served by Funding Source for Each Agency During FY1997
PAYNE CO COUNSELING SVC,INC.

	Total	Funding Source					
		Mental Health	Substance Abuse	Domestic Violence	Residential Care	Medicaid	Other
Total							
Unduplicated Count	90	0	90	0	0	0	0
Sex							
Female	29	0	29	0	0	0	0
Male	61	0	61	0	0	0	0
Age							
05-17	5	0	5	0	0	0	0
18-20	10	0	10	0	0	0	0
21-24	15	0	15	0	0	0	0
25-34	24	0	24	0	0	0	0
35-44	21	0	21	0	0	0	0
45-54	11	0	11	0	0	0	0
55-64	4	0	4	0	0	0	0
Race							
White	81	0	81	0	0	0	0
Black	1	0	1	0	0	0	0
Native American	5	0	5	0	0	0	0
Hispanic	2	0	2	0	0	0	0
Asian	1	0	1	0	0	0	0
Presenting Problem/Diagnosis							
Alcohol Abuse	55	0	55	0	0	0	0
Social Conditions	16	0	16	0	0	0	0
Substance Related	15	0	15	0	0	0	0
Deferred/No Diagnosis	4	0	4	0	0	0	0
County of Residence							
Cleveland	1	0	1	0	0	0	0
Logan	2	0	2	0	0	0	0
Noble	3	0	3	0	0	0	0
Pawnee	5	0	5	0	0	0	0
Payne	77	0	77	0	0	0	0
Rogers	1	0	1	0	0	0	0
Tillman	1	0	1	0	0	0	0
Other Indicators							
SMI (If ever)	9	0	9	0	0	0	0

Notes: The same client may be counted in more than one category, e.g., clients can receive services under more than one contract source, in more than one "County of Residence," or may have multiple "Other Indicators." Please see Definition page for other considerations.

Oklahoma Department of Mental Health and Substance Abuse Services
Counts of Admitted Clients Served by Funding Source for Each Agency During FY1997
PEOPLE INCORPORATED

	Total	Funding Source					
		Mental Health	Substance Abuse	Domestic Violence	Residential Care	Medicaid	Other
Total							
Unduplicated Count	156	156	0	0	0	0	0
Sex							
Female	38	38	0	0	0	0	0
Male	118	118	0	0	0	0	0
Age							
05-17	152	152	0	0	0	0	0
18-20	4	4	0	0	0	0	0
Race							
White	124	124	0	0	0	0	0
Black	2	2	0	0	0	0	0
Native American	24	24	0	0	0	0	0
Hispanic	4	4	0	0	0	0	0
Asian	2	2	0	0	0	0	0
Presenting Problem/Diagnosis							
Deferred/No Diagnosis	156	156	0	0	0	0	0
County of Residence							
Caddo	2	2	0	0	0	0	0
Sequoyah	154	154	0	0	0	0	0
Other Indicators							
SMI (If ever)	2	2	0	0	0	0	0

Notes: The same client may be counted in more than one category, e.g., clients can receive services under more than one contract source, in more than one "County of Residence," or may have multiple "Other Indicators." Please see Definition page for other considerations.

Oklahoma Department of Mental Health and Substance Abuse Services
Counts of Admitted Clients Served by Funding Source for Each Agency During FY1997
PROJECT SAFE, INC.

	Total	Funding Source					Other
		Mental Health	Substance Abuse	Domestic Violence	Residential Care	Medicaid	
Total							
Unduplicated Count	88	0	0	88	0	0	0
Sex							
Female	81	0	0	81	0	0	0
Male	7	0	0	7	0	0	0
Age							
0-04	9	0	0	9	0	0	0
05-17	16	0	0	16	0	0	0
18-20	4	0	0	4	0	0	0
21-24	8	0	0	8	0	0	0
25-34	30	0	0	30	0	0	0
35-44	16	0	0	16	0	0	0
45-54	5	0	0	5	0	0	0
Race							
White	75	0	0	75	0	0	0
Black	6	0	0	6	0	0	0
Native American	6	0	0	6	0	0	0
Hispanic	1	0	0	1	0	0	0
Presenting Problem/Diagnosis							
Social Conditions	86	0	0	86	0	0	0
Deferred/No Diagnosis	2	0	0	2	0	0	0
County of Residence							
Adair	1	0	0	1	0	0	0
Custer	1	0	0	1	0	0	0
Lincoln	8	0	0	8	0	0	0
Pottawatomie	75	0	0	75	0	0	0
Seminole	3	0	0	3	0	0	0
Other Indicators							
Homeless	11	0	0	11	0	0	0
SMI (If ever)	9	0	0	9	0	0	0

Notes: The same client may be counted in more than one category, e.g., clients can receive services under more than one contract source, in more than one "County of Residence," or may have multiple "Other Indicators." Please see Definition page for other considerations.

Oklahoma Department of Mental Health and Substance Abuse Services

Counts of Admitted Clients Served by Funding Source for Each Agency During FY1997

RAMBLING ROSE RESIDENTIAL CARE

	Total	Funding Source					
		Mental Health	Substance Abuse	Domestic Violence	Residential Care	Medicaid	Other
Total							
Unduplicated Count	22	0	0	0	22	0	0
Sex							
Female	9	0	0	0	9	0	0
Male	13	0	0	0	13	0	0
Age							
35-44	10	0	0	0	10	0	0
45-54	3	0	0	0	3	0	0
55-64	6	0	0	0	6	0	0
65-74	3	0	0	0	3	0	0
Race							
White	17	0	0	0	17	0	0
Black	3	0	0	0	3	0	0
Native American	1	0	0	0	1	0	0
Hispanic	1	0	0	0	1	0	0
Presenting Problem/Diagnosis							
Alcohol Abuse	1	0	0	0	1	0	0
Developmental Disorder	3	0	0	0	3	0	0
Mood Disorder	6	0	0	0	6	0	0
Other Psychotic	3	0	0	0	3	0	0
Social Conditions	8	0	0	0	8	0	0
Deferred/No Diagnosis	1	0	0	0	1	0	0
County of Residence							
Craig	1	0	0	0	1	0	0
Delaware	1	0	0	0	1	0	0
Latimer	1	0	0	0	1	0	0
Mayes	19	0	0	0	19	0	0
Other Indicators							
SMI (If ever)	22	0	0	0	22	0	0

Notes: The same client may be counted in more than one category, e.g., clients can receive services under more than one contract source, in more than one "County of Residence," or may have multiple "Other Indicators." Please see Definition page for other considerations.

Oklahoma Department of Mental Health and Substance Abuse Services

Counts of Admitted Clients Served by Funding Source for Each Agency During FY1997

RED ROCK BEHAVIORAL HEALTH SVC

	Total	Funding Source					Other
		Mental Health	Substance Abuse	Domestic Violence	Residential Care	Medicaid	
Total							
Unduplicated Count	3,098	881	89	0	0	0	2,834
Sex							
Female	1,661	430	19	0	0	0	1,541
Male	1,437	451	70	0	0	0	1,293
Age							
0-04	132	10	0	0	0	0	131
05-17	1,061	181	1	0	0	0	1,043
18-20	56	12	1	0	0	0	48
21-24	101	23	6	0	0	0	90
25-34	362	109	33	0	0	0	327
35-44	527	226	36	0	0	0	445
45-54	298	162	10	0	0	0	239
55-64	182	82	2	0	0	0	151
65-74	135	51	0	0	0	0	117
75-84	132	16	0	0	0	0	132
85+	112	9	0	0	0	0	111
Race							
White	1,909	515	72	0	0	0	1,752
Black	875	311	9	0	0	0	783
Native American	226	38	5	0	0	0	216
Hispanic	77	12	3	0	0	0	73
Asian	11	5	0	0	0	0	10
Presenting Problem/Diagnosis							
Alcohol Abuse	18	3	2	0	0	0	15
Developmental Disorder	325	75	0	0	0	0	314
Mood Disorder	825	299	27	0	0	0	705
Non Alcohol/Drug Related Organic	182	38	2	0	0	0	173
Other Non-Psychotic	766	92	40	0	0	0	743
Other Psychotic	191	103	3	0	0	0	156
Personality Disorder	31	15	0	0	0	0	27
Schizophrenia	407	217	4	0	0	0	358
Social Conditions	328	34	5	0	0	0	322
Substance Related	25	5	6	0	0	0	21
County of Residence							
Adair	1	0	0	0	0	0	1
Blaine	1	0	0	0	0	0	1
Caddo	45	0	0	0	0	0	45
Canadian	9	2	0	0	0	0	9
Carter	5	0	0	0	0	0	5
Cleveland	55	18	7	0	0	0	52
Coal	1	1	0	0	0	0	1
Comanche	41	2	0	0	0	0	41
Cotton	6	0	0	0	0	0	6
Dewey	1	1	0	0	0	0	1
Garfield	3	3	0	0	0	0	3
Garvin	20	0	0	0	0	0	20
Grady	6	0	1	0	0	0	5
Hughes	1	0	0	0	0	0	1
Jackson	1	0	0	0	0	0	1

Notes: The same client may be counted in more than one category, e.g., clients can receive services under more than one contract source, in more than one "County of Residence," or may have multiple "Other Indicators." Please see Definition page for other considerations.

Oklahoma Department of Mental Health and Substance Abuse Services

Counts of Admitted Clients Served by Funding Source for Each Agency During FY1997

RED ROCK BEHAVIORAL HEALTH SVC

	Funding Source						
	Total	Mental Health	Substance Abuse	Domestic Violence	Residential Care	Medicaid	
Jefferson	15	0	0	0	0	0	15
Kay	58	0	0	0	0	0	58
Kingfisher	1	0	0	0	0	0	1
Kiowa	1	0	0	0	0	0	1
Lincoln	446	109	0	0	0	0	425
Logan	9	2	0	0	0	0	9
Love	12	0	0	0	0	0	12
McClain	1	1	0	0	0	0	1
Noble	26	0	0	0	0	0	26
Okfuskee	1	1	0	0	0	0	1
Oklahoma	1,430	471	75	0	0	0	1,258
Okmulgee	1	0	0	0	0	0	1
Pawnee	32	0	0	0	0	0	32
Payne	53	1	0	0	0	0	52
Pottawatomie	616	256	2	0	0	0	551
Seminole	171	12	0	0	0	0	171
Stephens	18	1	0	0	0	0	18
Tillman	5	0	0	0	0	0	5
Tulsa	5	0	4	0	0	0	4
Washington	1	0	0	0	0	0	1
Other Indicators							
Deaf and Hearing Impaired	33	7	2	0	0	0	29
Dual Diagnosis	296	170	8	0	0	0	226
Homeless	28	8	0	0	0	0	28
SED (6-17)	329	98	1	0	0	0	322
SMI (If ever)	1,311	660	28	0	0	0	1,088

Notes: The same client may be counted in more than one category, e.g., clients can receive services under more than one contract source, in more than one "County of Residence," or may have multiple "Other Indicators." Please see Definition page for other considerations.

Oklahoma Department of Mental Health and Substance Abuse Services

Counts of Admitted Clients Served by Funding Source for Each Agency During FY1997

RED ROCK WEST

	Total	Funding Source					Other
		Mental Health	Substance Abuse	Domestic Violence	Residential Care	Medicaid	
Total							
Unduplicated Count	2,022	1,939	0	0	0	0	209
Sex							
Female	1,063	1,027	0	0	0	0	95
Male	959	912	0	0	0	0	114
Age							
0-04	50	32	0	0	0	0	18
05-17	530	467	0	0	0	0	175
18-20	97	95	0	0	0	0	3
21-24	137	137	0	0	0	0	0
25-34	387	387	0	0	0	0	7
35-44	426	426	0	0	0	0	5
45-54	217	217	0	0	0	0	0
55-64	116	116	0	0	0	0	1
65-74	40	40	0	0	0	0	0
75-84	19	19	0	0	0	0	0
85+	3	3	0	0	0	0	0
Race							
White	1,670	1,607	0	0	0	0	158
Black	114	110	0	0	0	0	14
Native American	114	108	0	0	0	0	14
Hispanic	121	111	0	0	0	0	23
Asian	3	3	0	0	0	0	0
Presenting Problem/Diagnosis							
Alcohol Abuse	87	85	0	0	0	0	6
Developmental Disorder	157	142	0	0	0	0	35
Mood Disorder	771	770	0	0	0	0	15
Non Alcohol/Drug Related Organic	24	24	0	0	0	0	0
Other Non-Psychotic	495	470	0	0	0	0	81
Other Psychotic	57	57	0	0	0	0	1
Personality Disorder	27	27	0	0	0	0	0
Schizophrenia	151	151	0	0	0	0	1
Social Conditions	190	150	0	0	0	0	70
Substance Related	60	60	0	0	0	0	0
Deferred/No Diagnosis	3	3	0	0	0	0	0
County of Residence							
Adair	1	1	0	0	0	0	0
Alfalfa	2	2	0	0	0	0	0
Atoka	3	3	0	0	0	0	2
Beaver	2	2	0	0	0	0	0
Beckham	488	469	0	0	0	0	42
Blaine	315	285	0	0	0	0	94
Caddo	39	38	0	0	0	0	1
Canadian	4	4	0	0	0	0	0
Custer	585	565	0	0	0	0	37
Dewey	33	33	0	0	0	0	0
Ellis	1	1	0	0	0	0	0
Garvin	1	1	0	0	0	0	0
Greer	101	101	0	0	0	0	0
Harper	1	1	0	0	0	0	0

Notes: The same client may be counted in more than one category, e.g., clients can receive services under more than one contract source, in more than one "County of Residence," or may have multiple "Other Indicators." Please see Definition page for other considerations.

Oklahoma Department of Mental Health and Substance Abuse Services

Counts of Admitted Clients Served by Funding Source for Each Agency During FY1997

RED ROCK WEST

	Funding Source						
	Total	Mental Health	Substance Abuse	Domestic Violence	Residential Care	Medicaid	Other
Jackson	4	4	0	0	0	0	0
Jefferson	1	1	0	0	0	0	0
Kiowa	205	201	0	0	0	0	11
Latimer	1	1	0	0	0	0	0
Major	1	1	0	0	0	0	0
McCurtain	1	1	0	0	0	0	0
Nowata	1	1	0	0	0	0	0
Oklahoma	1	1	0	0	0	0	0
Roger Mills	24	24	0	0	0	0	1
Texas	1	1	0	0	0	0	0
Washita	192	183	0	0	0	0	21
Woodward	1	1	0	0	0	0	0
Out of State/Unknown	13	13	0	0	0	0	0
Other Indicators							
Deaf and Hearing Impaired	24	24	0	0	0	0	1
Dual Diagnosis	166	166	0	0	0	0	3
Homeless	28	28	0	0	0	0	0
SED (6-17)	343	312	0	0	0	0	110
SMI (If ever)	999	998	0	0	0	0	8

Notes: The same client may be counted in more than one category, e.g., clients can receive services under more than one contract source, in more than one "County of Residence," or may have multiple "Other Indicators." Please see Definition page for other considerations.

Oklahoma Department of Mental Health and Substance Abuse Services

Counts of Admitted Clients Served by Funding Source for Each Agency During FY1997

ROADBACK, INC.

	Total	Funding Source					
		Mental Health	Substance Abuse	Domestic Violence	Residential Care	Medicaid	Other
Total							
Unduplicated Count	335	0	335	0	0	0	0
Sex							
Female	97	0	97	0	0	0	0
Male	238	0	238	0	0	0	0
Age							
05-17	13	0	13	0	0	0	0
18-20	12	0	12	0	0	0	0
21-24	21	0	21	0	0	0	0
25-34	103	0	103	0	0	0	0
35-44	123	0	123	0	0	0	0
45-54	40	0	40	0	0	0	0
55-64	15	0	15	0	0	0	0
65-74	7	0	7	0	0	0	0
75-84	1	0	1	0	0	0	0
Race							
White	210	0	210	0	0	0	0
Black	62	0	62	0	0	0	0
Native American	50	0	50	0	0	0	0
Hispanic	11	0	11	0	0	0	0
Asian	2	0	2	0	0	0	0
Presenting Problem/Diagnosis							
Alcohol Abuse	198	0	198	0	0	0	0
Social Conditions	1	0	1	0	0	0	0
Substance Related	136	0	136	0	0	0	0
County of Residence							
Atoka	1	0	1	0	0	0	0
Beckham	3	0	3	0	0	0	0
Blaine	3	0	3	0	0	0	0
Bryan	1	0	1	0	0	0	0
Caddo	10	0	10	0	0	0	0
Canadian	7	0	7	0	0	0	0
Carter	5	0	5	0	0	0	0
Choctaw	2	0	2	0	0	0	0
Coal	1	0	1	0	0	0	0
Comanche	186	0	186	0	0	0	0
Cotton	2	0	2	0	0	0	0
Custer	1	0	1	0	0	0	0
Grady	6	0	6	0	0	0	0
Greer	2	0	2	0	0	0	0
Harmon	2	0	2	0	0	0	0
Harper	1	0	1	0	0	0	0
Jackson	28	0	28	0	0	0	0
Jefferson	2	0	2	0	0	0	0
Kiowa	5	0	5	0	0	0	0
Lincoln	1	0	1	0	0	0	0
Mayes	1	0	1	0	0	0	0
McClain	2	0	2	0	0	0	0
McCurtain	1	0	1	0	0	0	0
Okfuskee	1	0	1	0	0	0	0

Notes: The same client may be counted in more than one category, e.g., clients can receive services under more than one contract source, in more than one "County of Residence," or may have multiple "Other Indicators." Please see Definition page for other considerations.

Oklahoma Department of Mental Health and Substance Abuse Services
Counts of Admitted Clients Served by Funding Source for Each Agency During FY1997
ROADBACK, INC.

	Total	Funding Source					
		Mental Health	Substance Abuse	Domestic Violence	Residential Care	Medicaid	Other
Oklahoma	19	0	19	0	0	0	0
Pontotoc	1	0	1	0	0	0	0
Pottawatomie	2	0	2	0	0	0	0
Stephens	20	0	20	0	0	0	0
Tillman	4	0	4	0	0	0	0
Tulsa	5	0	5	0	0	0	0
Wagoner	1	0	1	0	0	0	0
Washita	1	0	1	0	0	0	0
Out of State/Unknown	8	0	8	0	0	0	0
Other Indicators							
Homeless	70	0	70	0	0	0	0
SMI (If ever)	61	0	61	0	0	0	0

Notes: The same client may be counted in more than one category, e.g., clients can receive services under more than one contract source, in more than one "County of Residence," or may have multiple "Other Indicators." Please see Definition page for other considerations.

Oklahoma Department of Mental Health and Substance Abuse Services
Counts of Admitted Clients Served by Funding Source for Each Agency During FY1997
ROGERS COUNTY DRUG ABUSE PROGRAM, INC.

	Total	Funding Source					Other
		Mental Health	Substance Abuse	Domestic Violence	Residential Care	Medicaid	
Total							
Unduplicated Count	197	0	190	0	0	0	25
Sex							
Female	90	0	86	0	0	0	11
Male	107	0	104	0	0	0	14
Age							
05-17	18	0	15	0	0	0	7
18-20	12	0	10	0	0	0	2
21-24	20	0	20	0	0	0	0
25-34	59	0	59	0	0	0	5
35-44	68	0	68	0	0	0	9
45-54	18	0	16	0	0	0	2
55-64	2	0	2	0	0	0	0
Race							
White	151	0	144	0	0	0	22
Black	3	0	3	0	0	0	0
Native American	42	0	42	0	0	0	3
Hispanic	1	0	1	0	0	0	0
Presenting Problem/Diagnosis							
Alcohol Abuse	50	0	49	0	0	0	8
Mood Disorder	1	0	1	0	0	0	0
Social Conditions	74	0	71	0	0	0	6
Substance Related	67	0	64	0	0	0	11
Deferred/No Diagnosis	5	0	5	0	0	0	0
County of Residence							
Craig	1	0	1	0	0	0	0
Mayes	6	0	5	0	0	0	4
Nowata	1	0	1	0	0	0	0
Okmulgee	1	0	1	0	0	0	0
Rogers	177	0	171	0	0	0	19
Tulsa	10	0	10	0	0	0	2
Wagoner	1	0	1	0	0	0	0
Other Indicators							
Homeless	2	0	2	0	0	0	0
SMI (If ever)	25	0	25	0	0	0	1

Notes: The same client may be counted in more than one category, e.g., clients can receive services under more than one contract source, in more than one "County of Residence," or may have multiple "Other Indicators." Please see Definition page for other considerations.

Oklahoma Department of Mental Health and Substance Abuse Services

Counts of Admitted Clients Served by Funding Source for Each Agency During FY1997

S.O.S. FOR FAMILIES

	Total	Funding Source					
		Mental Health	Substance Abuse	Domestic Violence	Residential Care	Medicaid	Other
Total							
Unduplicated Count	325	0	0	325	0	0	0
Sex							
Female	211	0	0	211	0	0	0
Male	114	0	0	114	0	0	0
Age							
0-04	40	0	0	40	0	0	0
05-17	54	0	0	54	0	0	0
18-20	16	0	0	16	0	0	0
21-24	45	0	0	45	0	0	0
25-34	92	0	0	92	0	0	0
35-44	57	0	0	57	0	0	0
45-54	16	0	0	16	0	0	0
55-64	3	0	0	3	0	0	0
75-84	2	0	0	2	0	0	0
Race							
White	227	0	0	227	0	0	0
Black	36	0	0	36	0	0	0
Native American	54	0	0	54	0	0	0
Hispanic	8	0	0	8	0	0	0
Presenting Problem/Diagnosis							
Alcohol Abuse	6	0	0	6	0	0	0
Developmental Disorder	69	0	0	69	0	0	0
Mood Disorder	7	0	0	7	0	0	0
Social Conditions	240	0	0	240	0	0	0
Deferred/No Diagnosis	3	0	0	3	0	0	0
County of Residence							
Choctaw	70	0	0	70	0	0	0
LeFlore	1	0	0	1	0	0	0
Major	1	0	0	1	0	0	0
McCurtain	209	0	0	209	0	0	0
Pushmataha	34	0	0	34	0	0	0
Out of State/Unknown	10	0	0	10	0	0	0
Other Indicators							
Homeless	13	0	0	13	0	0	0
SMI (If ever)	16	0	0	16	0	0	0

Notes: The same client may be counted in more than one category, e.g., clients can receive services under more than one contract source, in more than one "County of Residence," or may have multiple "Other Indicators." Please see Definition page for other considerations.

Oklahoma Department of Mental Health and Substance Abuse Services

Counts of Admitted Clients Served by Funding Source for Each Agency During FY1997

S.W. YOUTH & FAMILY SERVICES

	Total	Funding Source					
		Mental Health	Substance Abuse	Domestic Violence	Residential Care	Medicaid	Other
Total							
Unduplicated Count	181	0	163	0	0	34	0
Sex							
Female	91	0	82	0	0	18	0
Male	90	0	81	0	0	16	0
Age							
0-04	1	0	0	0	0	1	0
05-17	140	0	126	0	0	29	0
18-20	4	0	3	0	0	1	0
21-24	5	0	4	0	0	1	0
25-34	8	0	8	0	0	1	0
35-44	15	0	15	0	0	0	0
45-54	8	0	7	0	0	1	0
Race							
White	136	0	121	0	0	27	0
Black	12	0	11	0	0	2	0
Native American	24	0	22	0	0	4	0
Hispanic	7	0	7	0	0	1	0
Asian	2	0	2	0	0	0	0
Presenting Problem/Diagnosis							
Alcohol Abuse	10	0	10	0	0	0	0
Social Conditions	163	0	146	0	0	32	0
Substance Related	8	0	7	0	0	2	0
County of Residence							
Caddo	39	0	35	0	0	8	0
Cleveland	3	0	3	0	0	0	0
Comanche	1	0	1	0	0	0	0
Garvin	1	0	1	0	0	0	0
Grady	135	0	121	0	0	26	0
McClain	2	0	2	0	0	0	0
Other Indicators							
Deaf and Hearing Impaired	3	0	1	0	0	2	0
SMI (If ever)	5	0	4	0	0	1	0

Notes: The same client may be counted in more than one category, e.g., clients can receive services under more than one contract source, in more than one "County of Residence," or may have multiple "Other Indicators." Please see Definition page for other considerations.

Oklahoma Department of Mental Health and Substance Abuse Services

Counts of Admitted Clients Served by Funding Source for Each Agency During FY1997

SANTE FE RESIDENTIAL CARE

	Total	Funding Source					
		Mental Health	Substance Abuse	Domestic Violence	Residential Care	Medicaid	Other
Total							
Unduplicated Count	29	0	0	0	29	0	0
Sex							
Female	3	0	0	0	3	0	0
Male	26	0	0	0	26	0	0
Age							
25-34	4	0	0	0	4	0	0
35-44	6	0	0	0	6	0	0
45-54	7	0	0	0	7	0	0
55-64	6	0	0	0	6	0	0
65-74	5	0	0	0	5	0	0
75-84	1	0	0	0	1	0	0
Race							
White	28	0	0	0	28	0	0
Hispanic	1	0	0	0	1	0	0
Presenting Problem/Diagnosis							
Developmental Disorder	2	0	0	0	2	0	0
Mood Disorder	2	0	0	0	2	0	0
Other Psychotic	21	0	0	0	21	0	0
Social Conditions	4	0	0	0	4	0	0
County of Residence							
Craig	29	0	0	0	29	0	0
Other Indicators							
Homeless	1	0	0	0	1	0	0
SMI (If ever)	29	0	0	0	29	0	0

Notes: The same client may be counted in more than one category, e.g., clients can receive services under more than one contract source, in more than one "County of Residence," or may have multiple "Other Indicators." Please see Definition page for other considerations.

Oklahoma Department of Mental Health and Substance Abuse Services

Counts of Admitted Clients Served by Funding Source for Each Agency During FY1997

SECOND CHANCE CDU

	Total	Funding Source					
		Mental Health	Substance Abuse	Domestic Violence	Residential Care	Medicaid	Other
Total							
Unduplicated Count	51	0	51	0	0	0	0
Sex							
Female	25	0	25	0	0	0	0
Male	26	0	26	0	0	0	0
Age							
05-17	50	0	50	0	0	0	0
18-20	1	0	1	0	0	0	0
Race							
White	43	0	43	0	0	0	0
Native American	5	0	5	0	0	0	0
Hispanic	3	0	3	0	0	0	0
Presenting Problem/Diagnosis							
Mood Disorder	1	0	1	0	0	0	0
Substance Related	49	0	49	0	0	0	0
Deferred/No Diagnosis	1	0	1	0	0	0	0
County of Residence							
Canadian	3	0	3	0	0	0	0
Cherokee	1	0	1	0	0	0	0
Choctaw	2	0	2	0	0	0	0
Cleveland	6	0	6	0	0	0	0
Garfield	1	0	1	0	0	0	0
McClain	1	0	1	0	0	0	0
Muskogee	3	0	3	0	0	0	0
Okfuskee	2	0	2	0	0	0	0
Oklahoma	18	0	18	0	0	0	0
Payne	1	0	1	0	0	0	0
Pittsburgh	4	0	4	0	0	0	0
Pontotoc	1	0	1	0	0	0	0
Pottawatomie	1	0	1	0	0	0	0
Tulsa	7	0	7	0	0	0	0
Other Indicators							
SMI (If ever)	5	0	5	0	0	0	0

Notes: The same client may be counted in more than one category, e.g., clients can receive services under more than one contract source, in more than one "County of Residence," or may have multiple "Other Indicators." Please see Definition page for other considerations.

Oklahoma Department of Mental Health and Substance Abuse Services

Counts of Admitted Clients Served by Funding Source for Each Agency During FY1997

SOAARR, INC.

	Total	Funding Source					Other
		Mental Health	Substance Abuse	Domestic Violence	Residential Care	Medicaid	
Total							
Unduplicated Count	81	0	69	0	0	0	14
Sex							
Female	26	0	24	0	0	0	2
Male	55	0	45	0	0	0	12
Age							
05-17	77	0	65	0	0	0	13
18-20	4	0	4	0	0	0	1
Race							
White	56	0	50	0	0	0	7
Black	1	0	1	0	0	0	0
Native American	18	0	13	0	0	0	6
Hispanic	6	0	5	0	0	0	1
Presenting Problem/Diagnosis							
Alcohol Abuse	1	0	1	0	0	0	0
Social Conditions	1	0	1	0	0	0	0
Substance Related	79	0	67	0	0	0	14
County of Residence							
Beckham	2	0	2	0	0	0	0
Caddo	5	0	1	0	0	0	4
Canadian	2	0	2	0	0	0	0
Cherokee	1	0	1	0	0	0	0
Choctaw	1	0	1	0	0	0	0
Cleveland	6	0	5	0	0	0	1
Comanche	5	0	3	0	0	0	2
Custer	3	0	2	0	0	0	1
Garfield	2	0	2	0	0	0	0
Grady	3	0	3	0	0	0	0
Harper	1	0	0	0	0	0	1
Jefferson	1	0	1	0	0	0	0
Kay	1	0	1	0	0	0	0
Kiowa	1	0	1	0	0	0	0
McClain	1	0	1	0	0	0	0
Oklahoma	10	0	9	0	0	0	2
Osage	1	0	1	0	0	0	0
Payne	1	0	1	0	0	0	0
Pontotoc	1	0	1	0	0	0	0
Pottawatomie	1	0	1	0	0	0	0
Rogers	2	0	2	0	0	0	1
Stephens	1	0	1	0	0	0	0
Tulsa	25	0	25	0	0	0	0
Wagoner	1	0	1	0	0	0	0
Washington	2	0	1	0	0	0	1
Woodward	1	0	0	0	0	0	1
Other Indicators							
SED (6-17)	77	0	65	0	0	0	13
SMI (If ever)	6	0	6	0	0	0	0

Notes: The same client may be counted in more than one category, e.g., clients can receive services under more than one contract source, in more than one "County of Residence," or may have multiple "Other Indicators." Please see Definition page for other considerations.

Oklahoma Department of Mental Health and Substance Abuse Services

Counts of Admitted Clients Served by Funding Source for Each Agency During FY1997

SOUTHWEST RETIREMENT HOME, INC

	Total	Funding Source					Medicaid	Other
		Mental Health	Substance Abuse	Domestic Violence	Residential Care			
Total								
Unduplicated Count	57	19	0	0	43	0	0	
Sex								
Female	27	8	0	0	22	0	0	
Male	30	11	0	0	21	0	0	
Age								
21-24	1	1	0	0	0	0	0	
25-34	3	2	0	0	1	0	0	
35-44	17	9	0	0	12	0	0	
45-54	16	6	0	0	11	0	0	
55-64	5	0	0	0	5	0	0	
65-74	11	1	0	0	10	0	0	
75-84	3	0	0	0	3	0	0	
85+	1	0	0	0	1	0	0	
Race								
White	45	15	0	0	32	0	0	
Black	8	2	0	0	7	0	0	
Native American	2	0	0	0	2	0	0	
Hispanic	2	2	0	0	2	0	0	
Presenting Problem/Diagnosis								
Developmental Disorder	11	3	0	0	9	0	0	
Mood Disorder	4	0	0	0	4	0	0	
Social Conditions	28	9	0	0	21	0	0	
Substance Related	1	1	0	0	0	0	0	
Deferred/No Diagnosis	13	6	0	0	9	0	0	
County of Residence								
Cimarron	1	0	0	0	1	0	0	
Comanche	54	19	0	0	40	0	0	
Jackson	1	0	0	0	1	0	0	
Out of State/Unknown	1	0	0	0	1	0	0	
Other Indicators								
Homeless	1	0	0	0	1	0	0	
SMI (If ever)	48	16	0	0	36	0	0	

Notes: The same client may be counted in more than one category, e.g., clients can receive services under more than one contract source, in more than one "County of Residence," or may have multiple "Other Indicators." Please see Definition page for other considerations.

Oklahoma Department of Mental Health and Substance Abuse Services

Counts of Admitted Clients Served by Funding Source for Each Agency During FY1997

STARTING POINT II, INC.

	Total	Funding Source					
		Mental Health	Substance Abuse	Domestic Violence	Residential Care	Medicaid	Other
Total							
Unduplicated Count	531	0	531	0	0	0	0
Sex							
Female	101	0	101	0	0	0	0
Male	430	0	430	0	0	0	0
Age							
05-17	3	0	3	0	0	0	0
18-20	63	0	63	0	0	0	0
21-24	79	0	79	0	0	0	0
25-34	176	0	176	0	0	0	0
35-44	160	0	160	0	0	0	0
45-54	39	0	39	0	0	0	0
55-64	8	0	8	0	0	0	0
65-74	3	0	3	0	0	0	0
Race							
White	382	0	382	0	0	0	0
Black	32	0	32	0	0	0	0
Native American	108	0	108	0	0	0	0
Hispanic	9	0	9	0	0	0	0
Presenting Problem/Diagnosis							
Alcohol Abuse	272	0	272	0	0	0	0
Social Conditions	2	0	2	0	0	0	0
Substance Related	254	0	254	0	0	0	0
Deferred/No Diagnosis	3	0	3	0	0	0	0
County of Residence							
Adair	1	0	1	0	0	0	0
Blaine	4	0	4	0	0	0	0
Bryan	5	0	5	0	0	0	0
Canadian	9	0	9	0	0	0	0
Carter	1	0	1	0	0	0	0
Cherokee	4	0	4	0	0	0	0
Cleveland	4	0	4	0	0	0	0
Comanche	1	0	1	0	0	0	0
Creek	8	0	8	0	0	0	0
Custer	2	0	2	0	0	0	0
Dewey	2	0	2	0	0	0	0
Garfield	33	0	33	0	0	0	0
Grant	3	0	3	0	0	0	0
Kay	55	0	55	0	0	0	0
Kingfisher	1	0	1	0	0	0	0
Lincoln	6	0	6	0	0	0	0
Logan	13	0	13	0	0	0	0
Mayes	1	0	1	0	0	0	0
McCurtain	8	0	8	0	0	0	0
McIntosh	1	0	1	0	0	0	0
Murray	2	0	2	0	0	0	0
Muskogee	4	0	4	0	0	0	0
Noble	24	0	24	0	0	0	0
Okfuskee	2	0	2	0	0	0	0
Oklahoma	22	0	22	0	0	0	0

Notes: The same client may be counted in more than one category, e.g., clients can receive services under more than one contract source, in more than one "County of Residence," or may have multiple "Other Indicators." Please see Definition page for other considerations.

Oklahoma Department of Mental Health and Substance Abuse Services
Counts of Admitted Clients Served by Funding Source for Each Agency During FY1997
STARTING POINT II, INC.

	Funding Source						
	Total	Mental Health	Substance Abuse	Domestic Violence	Residential Care	Medicaid	Other
Okmulgee	1	0	1	0	0	0	0
Osage	20	0	20	0	0	0	0
Pawnee	5	0	5	0	0	0	0
Payne	233	0	233	0	0	0	0
Pontotoc	1	0	1	0	0	0	0
Pottawatomie	5	0	5	0	0	0	0
Rogers	4	0	4	0	0	0	0
Seminole	13	0	13	0	0	0	0
Stephens	1	0	1	0	0	0	0
Texas	1	0	1	0	0	0	0
Tulsa	19	0	19	0	0	0	0
Wagoner	1	0	1	0	0	0	0
Washington	6	0	6	0	0	0	0
Woods	1	0	1	0	0	0	0
Out of State/Unknown	4	0	4	0	0	0	0
Other Indicators							
Homeless	91	0	91	0	0	0	0
SMI (If ever)	108	0	108	0	0	0	0

Notes: The same client may be counted in more than one category, e.g., clients can receive services under more than one contract source, in more than one "County of Residence," or may have multiple "Other Indicators." Please see Definition page for other considerations.

Oklahoma Department of Mental Health and Substance Abuse Services

Counts of Admitted Clients Served by Funding Source for Each Agency During FY1997

STEPHENS COUNTY VOLUNTEERS FOR CRISIS INTERVENTION

		Funding Source						
		Total	Mental Health	Substance Abuse	Domestic Violence	Residential Care	Medicaid	Other
Total	Unduplicated Count	42	0	0	42	0	0	1
Sex	Female	34	0	0	34	0	0	1
	Male	8	0	0	8	0	0	0
Age	0-04	3	0	0	3	0	0	0
	05-17	11	0	0	11	0	0	0
	18-20	2	0	0	2	0	0	0
	21-24	2	0	0	2	0	0	0
	25-34	13	0	0	13	0	0	1
	35-44	9	0	0	9	0	0	0
	45-54	2	0	0	2	0	0	0
Race	White	30	0	0	30	0	0	1
	Black	2	0	0	2	0	0	0
	Native American	4	0	0	4	0	0	0
	Hispanic	6	0	0	6	0	0	0
Presenting Problem/Diagnosis	Social Conditions	42	0	0	42	0	0	1
County of Residence	Latimer	1	0	0	1	0	0	0
	Payne	1	0	0	1	0	0	0
	Stephens	39	0	0	39	0	0	0
	Washington	1	0	0	1	0	0	1
Other Indicators	Homeless	2	0	0	2	0	0	0
	SMI (If ever)	2	0	0	2	0	0	0

Notes: The same client may be counted in more than one category, e.g., clients can receive services under more than one contract source, in more than one "County of Residence," or may have multiple "Other Indicators." Please see Definition page for other considerations.

Oklahoma Department of Mental Health and Substance Abuse Services

Counts of Admitted Clients Served by Funding Source for Each Agency During FY1997

STILLWATER DOMESTIC VIOLENCE SERVICE INC.

	Total	Funding Source					
		Mental Health	Substance Abuse	Domestic Violence	Residential Care	Medicaid	Other
Total							
Unduplicated Count	497	0	0	497	0	0	0
Sex							
Female	299	0	0	299	0	0	0
Male	198	0	0	198	0	0	0
Age							
0-04	78	0	0	78	0	0	0
05-17	133	0	0	133	0	0	0
18-20	29	0	0	29	0	0	0
21-24	39	0	0	39	0	0	0
25-34	107	0	0	107	0	0	0
35-44	84	0	0	84	0	0	0
45-54	24	0	0	24	0	0	0
55-64	3	0	0	3	0	0	0
Race							
White	361	0	0	361	0	0	0
Black	70	0	0	70	0	0	0
Native American	51	0	0	51	0	0	0
Hispanic	15	0	0	15	0	0	0
Presenting Problem/Diagnosis							
Alcohol Abuse	5	0	0	5	0	0	0
Developmental Disorder	3	0	0	3	0	0	0
Mood Disorder	9	0	0	9	0	0	0
Other Psychotic	1	0	0	1	0	0	0
Social Conditions	395	0	0	395	0	0	0
Deferred/No Diagnosis	84	0	0	84	0	0	0
County of Residence							
Cleveland	1	0	0	1	0	0	0
Creek	4	0	0	4	0	0	0
Garfield	11	0	0	11	0	0	0
Latimer	1	0	0	1	0	0	0
Lincoln	10	0	0	10	0	0	0
Logan	14	0	0	14	0	0	0
Muskogee	2	0	0	2	0	0	0
Noble	32	0	0	32	0	0	0
Oklahoma	19	0	0	19	0	0	0
Okmulgee	3	0	0	3	0	0	0
Pawnee	44	0	0	44	0	0	0
Payne	332	0	0	332	0	0	0
Pottawatomie	3	0	0	3	0	0	0
Seminole	1	0	0	1	0	0	0
Tulsa	2	0	0	2	0	0	0
Out of State/Unknown	18	0	0	18	0	0	0
Other Indicators							
Deaf and Hearing Impaired	2	0	0	2	0	0	0
Homeless	55	0	0	55	0	0	0
SED (6-17)	1	0	0	1	0	0	0
SMI (If ever)	28	0	0	28	0	0	0

Notes: The same client may be counted in more than one category, e.g., clients can receive services under more than one contract source, in more than one "County of Residence," or may have multiple "Other Indicators." Please see Definition page for other considerations.

Oklahoma Department of Mental Health and Substance Abuse Services

Counts of Admitted Clients Served by Funding Source for Each Agency During FY1997

STREET SCHOOL, INC.

	Total	Funding Source					
		Mental Health	Substance Abuse	Domestic Violence	Residential Care	Medicaid	Other
Total							
Unduplicated Count	50	0	50	0	0	0	0
Sex							
Female	29	0	29	0	0	0	0
Male	21	0	21	0	0	0	0
Age							
05-17	46	0	46	0	0	0	0
18-20	4	0	4	0	0	0	0
Race							
White	36	0	36	0	0	0	0
Black	9	0	9	0	0	0	0
Native American	4	0	4	0	0	0	0
Hispanic	1	0	1	0	0	0	0
Presenting Problem/Diagnosis							
Alcohol Abuse	16	0	16	0	0	0	0
Social Conditions	3	0	3	0	0	0	0
Substance Related	22	0	22	0	0	0	0
Deferred/No Diagnosis	9	0	9	0	0	0	0
County of Residence							
Tulsa	50	0	50	0	0	0	0
Other Indicators							
SMI (If ever)	4	0	4	0	0	0	0

Notes: The same client may be counted in more than one category, e.g., clients can receive services under more than one contract source, in more than one "County of Residence," or may have multiple "Other Indicators." Please see Definition page for other considerations.

Oklahoma Department of Mental Health and Substance Abuse Services

Counts of Admitted Clients Served by Funding Source for Each Agency During FY1997

SUGAR MOUNTAIN RETREAT

		Funding Source						
		Total	Mental Health	Substance Abuse	Domestic Violence	Residential Care	Medicaid	Other
Total	Unduplicated Count	75	0	0	0	75	0	0
Sex	Female	30	0	0	0	30	0	0
	Male	45	0	0	0	45	0	0
Age	21-24	5	0	0	0	5	0	0
	25-34	18	0	0	0	18	0	0
	35-44	29	0	0	0	29	0	0
	45-54	16	0	0	0	16	0	0
	55-64	7	0	0	0	7	0	0
Race	White	62	0	0	0	62	0	0
	Black	5	0	0	0	5	0	0
	Native American	7	0	0	0	7	0	0
	Hispanic	1	0	0	0	1	0	0
Presenting Problem/Diagnosis	Mood Disorder	5	0	0	0	5	0	0
	Other Psychotic	67	0	0	0	67	0	0
	Social Conditions	1	0	0	0	1	0	0
	Deferred/No Diagnosis	2	0	0	0	2	0	0
County of Residence	Cherokee	75	0	0	0	75	0	0
Other Indicators	SMI (If ever)	74	0	0	0	74	0	0

Notes: The same client may be counted in more than one category, e.g., clients can receive services under more than one contract source, in more than one "County of Residence," or may have multiple "Other Indicators." Please see Definition page for other considerations.

Oklahoma Department of Mental Health and Substance Abuse Services

Counts of Admitted Clients Served by Funding Source for Each Agency During FY1997

SUNNY ACRES BOARDING MANOR, INC.

	Total	Funding Source					
		Mental Health	Substance Abuse	Domestic Violence	Residential Care	Medicaid	Other
Total							
Unduplicated Count	46	0	0	0	46	0	0
Sex							
Female	17	0	0	0	17	0	0
Male	29	0	0	0	29	0	0
Age							
21-24	1	0	0	0	1	0	0
25-34	5	0	0	0	5	0	0
35-44	7	0	0	0	7	0	0
45-54	11	0	0	0	11	0	0
55-64	12	0	0	0	12	0	0
65-74	8	0	0	0	8	0	0
75-84	2	0	0	0	2	0	0
Race							
White	37	0	0	0	37	0	0
Black	8	0	0	0	8	0	0
Native American	1	0	0	0	1	0	0
Presenting Problem/Diagnosis							
Alcohol Abuse	2	0	0	0	2	0	0
Developmental Disorder	4	0	0	0	4	0	0
Mood Disorder	12	0	0	0	12	0	0
Other Psychotic	18	0	0	0	18	0	0
Social Conditions	9	0	0	0	9	0	0
Deferred/No Diagnosis	1	0	0	0	1	0	0
County of Residence							
Dewey	6	0	0	0	6	0	0
Tulsa	40	0	0	0	40	0	0
Other Indicators							
SMI (If ever)	46	0	0	0	46	0	0

Notes: The same client may be counted in more than one category, e.g., clients can receive services under more than one contract source, in more than one "County of Residence," or may have multiple "Other Indicators." Please see Definition page for other considerations.

Oklahoma Department of Mental Health and Substance Abuse Services

Counts of Admitted Clients Served by Funding Source for Each Agency During FY1997

SUNNY ACRES RESIDENTIAL CARE

	Total	Funding Source					
		Mental Health	Substance Abuse	Domestic Violence	Residential Care	Medicaid	Other
Total							
Unduplicated Count	54	0	0	0	54	0	0
Sex							
Female	13	0	0	0	13	0	0
Male	41	0	0	0	41	0	0
Age							
18-20	3	0	0	0	3	0	0
21-24	1	0	0	0	1	0	0
25-34	11	0	0	0	11	0	0
35-44	21	0	0	0	21	0	0
45-54	14	0	0	0	14	0	0
55-64	3	0	0	0	3	0	0
65-74	1	0	0	0	1	0	0
Race							
White	39	0	0	0	39	0	0
Black	6	0	0	0	6	0	0
Native American	6	0	0	0	6	0	0
Hispanic	2	0	0	0	2	0	0
Asian	1	0	0	0	1	0	0
Presenting Problem/Diagnosis							
Developmental Disorder	14	0	0	0	14	0	0
Mood Disorder	18	0	0	0	18	0	0
Other Psychotic	14	0	0	0	14	0	0
Social Conditions	5	0	0	0	5	0	0
Deferred/No Diagnosis	3	0	0	0	3	0	0
County of Residence							
Mayes	53	0	0	0	53	0	0
Stephens	1	0	0	0	1	0	0
Other Indicators							
SMI (If ever)	54	0	0	0	54	0	0

Notes: The same client may be counted in more than one category, e.g., clients can receive services under more than one contract source, in more than one "County of Residence," or may have multiple "Other Indicators." Please see Definition page for other considerations.

Oklahoma Department of Mental Health and Substance Abuse Services

Counts of Admitted Clients Served by Funding Source for Each Agency During FY1997

THE NEXT STEP NETWORK, INC.

	Total	Funding Source					
		Mental Health	Substance Abuse	Domestic Violence	Residential Care	Medicaid	Other
Total							
Unduplicated Count	223	0	223	0	0	0	0
Sex							
Female	45	0	45	0	0	0	0
Male	178	0	178	0	0	0	0
Age							
05-17	1	0	1	0	0	0	0
18-20	22	0	22	0	0	0	0
21-24	39	0	39	0	0	0	0
25-34	71	0	71	0	0	0	0
35-44	66	0	66	0	0	0	0
45-54	17	0	17	0	0	0	0
55-64	6	0	6	0	0	0	0
75-84	1	0	1	0	0	0	0
Race							
White	194	0	194	0	0	0	0
Black	4	0	4	0	0	0	0
Native American	9	0	9	0	0	0	0
Hispanic	16	0	16	0	0	0	0
Presenting Problem/Diagnosis							
Alcohol Abuse	143	0	143	0	0	0	0
Social Conditions	2	0	2	0	0	0	0
Substance Related	78	0	78	0	0	0	0
County of Residence							
Alfalfa	1	0	1	0	0	0	0
Beaver	12	0	12	0	0	0	0
Beckham	20	0	20	0	0	0	0
Blaine	2	0	2	0	0	0	0
Canadian	2	0	2	0	0	0	0
Cimarron	12	0	12	0	0	0	0
Cleveland	2	0	2	0	0	0	0
Comanche	1	0	1	0	0	0	0
Custer	8	0	8	0	0	0	0
Dewey	4	0	4	0	0	0	0
Ellis	3	0	3	0	0	0	0
Garfield	3	0	3	0	0	0	0
Grady	1	0	1	0	0	0	0
Greer	3	0	3	0	0	0	0
Harmon	2	0	2	0	0	0	0
Harper	3	0	3	0	0	0	0
Jackson	6	0	6	0	0	0	0
Kay	3	0	3	0	0	0	0
Kiowa	1	0	1	0	0	0	0
McCurtain	1	0	1	0	0	0	0
Oklahoma	2	0	2	0	0	0	0
Payne	6	0	6	0	0	0	0
Pontotoc	1	0	1	0	0	0	0
Roger Mills	4	0	4	0	0	0	0
Stephens	2	0	2	0	0	0	0
Texas	89	0	89	0	0	0	0

Notes: The same client may be counted in more than one category, e.g., clients can receive services under more than one contract source, in more than one "County of Residence," or may have multiple "Other Indicators." Please see Definition page for other considerations.

Oklahoma Department of Mental Health and Substance Abuse Services
Counts of Admitted Clients Served by Funding Source for Each Agency During FY1997
THE NEXT STEP NETWORK, INC.

	Funding Source						
	Total	Mental Health	Substance Abuse	Domestic Violence	Residential Care	Medicaid	Other
Tillman	1	0	1	0	0	0	0
Washita	4	0	4	0	0	0	0
Woods	1	0	1	0	0	0	0
Woodward	4	0	4	0	0	0	0
Out of State/Unknown	19	0	19	0	0	0	0
Other Indicators							
Homeless	18	0	18	0	0	0	0
SMI (If ever)	27	0	27	0	0	0	0

Notes: The same client may be counted in more than one category, e.g., clients can receive services under more than one contract source, in more than one "County of Residence," or may have multiple "Other Indicators." Please see Definition page for other considerations.

Oklahoma Department of Mental Health and Substance Abuse Services

Counts of Admitted Clients Served by Funding Source for Each Agency During FY1997

THE OAKS BEHAVIORAL HEALTH CENTER

	Total	Funding Source					
		Mental Health	Substance Abuse	Domestic Violence	Residential Care	Medicaid	Other
Total							
Unduplicated Count	1,375	0	1,179	0	0	15	608
Sex							
Female	658	0	535	0	0	15	378
Male	717	0	644	0	0	0	230
Age							
0-04	95	0	86	0	0	0	86
05-17	306	0	186	0	0	0	240
18-20	87	0	84	0	0	2	14
21-24	101	0	91	0	0	4	45
25-34	364	0	333	0	0	6	126
35-44	299	0	284	0	0	3	78
45-54	84	0	76	0	0	0	14
55-64	28	0	28	0	0	0	4
65-74	9	0	9	0	0	0	1
75-84	2	0	2	0	0	0	0
Race							
White	1,016	0	855	0	0	8	424
Black	135	0	127	0	0	4	81
Native American	208	0	184	0	0	3	90
Hispanic	15	0	12	0	0	0	13
Asian	1	0	1	0	0	0	0
Presenting Problem/Diagnosis							
Alcohol Abuse	470	0	433	0	0	5	135
Developmental Disorder	86	0	47	0	0	0	83
Mood Disorder	5	0	3	0	0	0	4
Other Non-Psychotic	62	0	36	0	0	0	56
Personality Disorder	3	0	2	0	0	0	3
Social Conditions	353	0	285	0	0	0	192
Substance Related	396	0	373	0	0	10	135
County of Residence							
Adair	7	0	7	0	0	0	7
Atoka	170	0	159	0	0	0	58
Bryan	8	0	8	0	0	0	3
Caddo	5	0	5	0	0	0	3
Canadian	4	0	4	0	0	0	4
Carter	13	0	13	0	0	0	7
Cherokee	5	0	5	0	0	0	2
Choctaw	41	0	38	0	0	0	12
Cleveland	10	0	9	0	0	0	7
Coal	114	0	70	0	0	0	52
Comanche	1	0	1	0	0	0	1
Creek	5	0	5	0	0	1	4
Custer	2	0	2	0	0	0	2
Delaware	2	0	2	0	0	0	1
Garfield	3	0	3	0	0	0	3
Garvin	1	0	1	0	0	1	1
Greer	1	0	1	0	0	0	0
Haskell	15	0	14	0	0	0	1
Hughes	5	0	5	0	0	0	0

Notes: The same client may be counted in more than one category, e.g., clients can receive services under more than one contract source, in more than one "County of Residence," or may have multiple "Other Indicators." Please see Definition page for other considerations.

Oklahoma Department of Mental Health and Substance Abuse Services

Counts of Admitted Clients Served by Funding Source for Each Agency During FY1997

THE OAKS BEHAVIORAL HEALTH CENTER

	Funding Source					
	Total	Mental Health	Substance Abuse	Domestic Violence	Residential Care	Medicaid Other
Jackson	4	0	4	0	0	4
Johnston	77	0	66	0	0	21
Kay	4	0	4	0	0	4
Latimer	115	0	66	0	0	57
LeFlore	29	0	27	0	0	12
Lincoln	2	0	2	0	0	2
Love	2	0	2	0	0	2
Marshall	24	0	24	0	0	3
McClain	2	0	2	0	0	1
McCurtain	18	0	18	0	0	6
McIntosh	132	0	97	0	1	72
Muskogee	38	0	37	0	2	26
Noble	3	0	3	0	1	1
Nowata	3	0	3	0	0	3
Okfuskee	5	0	5	0	0	3
Oklahoma	37	0	35	0	2	33
Okmulgee	120	0	106	0	5	50
Osage	1	0	1	0	0	1
Ottawa	4	0	4	0	0	4
Payne	2	0	2	0	1	1
Pittsburgh	158	0	151	0	0	38
Pontotoc	22	0	22	0	0	18
Pottawatomie	5	0	5	0	0	5
Pushmataha	75	0	61	0	0	21
Rogers	3	0	3	0	0	3
Seminole	7	0	7	0	0	6
Sequoyah	2	0	2	0	0	2
Stephens	1	0	1	0	0	0
Tulsa	45	0	45	0	0	28
Wagoner	5	0	5	0	0	2
Washington	3	0	3	0	0	1
Out of State/Unknown	15	0	14	0	0	10
Other Indicators						
Deaf and Hearing Impaired	3	0	1	0	0	3
Dual Diagnosis	10	0	9	0	0	5
Homeless	13	0	13	0	0	3
SED (6-17)	3	0	0	0	0	3
SMI (If ever)	145	0	132	0	4	58

Notes: The same client may be counted in more than one category, e.g., clients can receive services under more than one contract source, in more than one "County of Residence," or may have multiple "Other Indicators." Please see Definition page for other considerations.

Oklahoma Department of Mental Health and Substance Abuse Services

Counts of Admitted Clients Served by Funding Source for Each Agency During FY1997

THE REFERRAL CENTER

	Total	Funding Source					
		Mental Health	Substance Abuse	Domestic Violence	Residential Care	Medicaid	Other
Total							
Unduplicated Count	930	0	930	0	0	0	0
Sex							
Female	296	0	296	0	0	0	0
Male	634	0	634	0	0	0	0
Age							
05-17	2	0	2	0	0	0	0
18-20	40	0	40	0	0	0	0
21-24	71	0	71	0	0	0	0
25-34	402	0	402	0	0	0	0
35-44	336	0	336	0	0	0	0
45-54	64	0	64	0	0	0	0
55-64	13	0	13	0	0	0	0
65-74	1	0	1	0	0	0	0
75-84	1	0	1	0	0	0	0
Race							
White	544	0	544	0	0	0	0
Black	343	0	343	0	0	0	0
Native American	34	0	34	0	0	0	0
Hispanic	9	0	9	0	0	0	0
Presenting Problem/Diagnosis							
Alcohol Abuse	432	0	432	0	0	0	0
Mood Disorder	5	0	5	0	0	0	0
Social Conditions	13	0	13	0	0	0	0
Substance Related	474	0	474	0	0	0	0
Deferred/No Diagnosis	6	0	6	0	0	0	0
County of Residence							
Beaver	1	0	1	0	0	0	0
Beckham	1	0	1	0	0	0	0
Blaine	2	0	2	0	0	0	0
Bryan	2	0	2	0	0	0	0
Caddo	2	0	2	0	0	0	0
Canadian	27	0	27	0	0	0	0
Carter	6	0	6	0	0	0	0
Cherokee	1	0	1	0	0	0	0
Cleveland	34	0	34	0	0	0	0
Comanche	2	0	2	0	0	0	0
Cotton	1	0	1	0	0	0	0
Custer	4	0	4	0	0	0	0
Garfield	2	0	2	0	0	0	0
Garvin	4	0	4	0	0	0	0
Grady	25	0	25	0	0	0	0
Hughes	1	0	1	0	0	0	0
Jackson	3	0	3	0	0	0	0
Kay	3	0	3	0	0	0	0
Kingfisher	1	0	1	0	0	0	0
Kiowa	1	0	1	0	0	0	0
Lincoln	5	0	5	0	0	0	0
Logan	9	0	9	0	0	0	0
Love	4	0	4	0	0	0	0

Notes: The same client may be counted in more than one category, e.g., clients can receive services under more than one contract source, in more than one "County of Residence," or may have multiple "Other Indicators." Please see Definition page for other considerations.

Oklahoma Department of Mental Health and Substance Abuse Services
Counts of Admitted Clients Served by Funding Source for Each Agency During FY1997
THE REFERRAL CENTER

	Funding Source						
	Total	Mental Health	Substance Abuse	Domestic Violence	Residential Care	Medicaid	Other
Major	1	0	1	0	0	0	0
McClain	2	0	2	0	0	0	0
McCurtain	2	0	2	0	0	0	0
Murray	1	0	1	0	0	0	0
Muskogee	1	0	1	0	0	0	0
Okfuskee	1	0	1	0	0	0	0
Oklahoma	751	0	751	0	0	0	0
Osage	1	0	1	0	0	0	0
Payne	1	0	1	0	0	0	0
Pontotoc	3	0	3	0	0	0	0
Pottawatomie	8	0	8	0	0	0	0
Seminole	2	0	2	0	0	0	0
Stephens	4	0	4	0	0	0	0
Tulsa	7	0	7	0	0	0	0
Wagoner	1	0	1	0	0	0	0
Washington	1	0	1	0	0	0	0
Woodward	1	0	1	0	0	0	0
Out of State/Unknown	1	0	1	0	0	0	0
Other Indicators							
Homeless	124	0	124	0	0	0	0
SMI (If ever)	193	0	193	0	0	0	0

Notes: The same client may be counted in more than one category, e.g., clients can receive services under more than one contract source, in more than one "County of Residence," or may have multiple "Other Indicators." Please see Definition page for other considerations.

Oklahoma Department of Mental Health and Substance Abuse Services

Counts of Admitted Clients Served by Funding Source for Each Agency During FY1997

TRI-CITY SUBSTANCE ABUSE CTR

	Total	Funding Source					
		Mental Health	Substance Abuse	Domestic Violence	Residential Care	Medicaid	Other
Total							
Unduplicated Count	127	0	121	0	0	2	25
Sex							
Female	51	0	50	0	0	1	6
Male	76	0	71	0	0	1	19
Age							
05-17	19	0	16	0	0	0	10
18-20	4	0	4	0	0	0	0
21-24	14	0	14	0	0	0	2
25-34	37	0	37	0	0	0	4
35-44	31	0	31	0	0	2	1
45-54	15	0	14	0	0	0	5
55-64	6	0	4	0	0	0	3
65-74	1	0	1	0	0	0	0
Race							
White	99	0	95	0	0	2	18
Black	4	0	4	0	0	0	2
Native American	20	0	18	0	0	0	4
Hispanic	4	0	4	0	0	0	1
Presenting Problem/Diagnosis							
Alcohol Abuse	56	0	52	0	0	0	14
Developmental Disorder	1	0	1	0	0	0	0
Social Conditions	18	0	18	0	0	1	0
Substance Related	51	0	49	0	0	1	11
Deferred/No Diagnosis	1	0	1	0	0	0	0
County of Residence							
Alfalfa	1	0	1	0	0	0	0
Hughes	16	0	14	0	0	0	4
Muskogee	1	0	1	0	0	0	0
Okfuskee	2	0	2	0	0	0	0
Oklahoma	3	0	3	0	0	0	2
Pontotoc	9	0	9	0	0	0	0
Pottawatomie	15	0	15	0	0	0	3
Pushmataha	1	0	1	0	0	0	1
Seminole	79	0	75	0	0	2	15
Other Indicators							
SED (6-17)	1	0	0	0	0	0	1
SMI (If ever)	11	0	11	0	0	2	1

Notes: The same client may be counted in more than one category, e.g., clients can receive services under more than one contract source, in more than one "County of Residence," or may have multiple "Other Indicators." Please see Definition page for other considerations.

Oklahoma Department of Mental Health and Substance Abuse Services

Counts of Admitted Clients Served by Funding Source for Each Agency During FY1997

TRI-CITY YOUTH & FAMILY CENTER

	Total	Funding Source					
		Mental Health	Substance Abuse	Domestic Violence	Residential Care	Medicaid	Other
Total							
Unduplicated Count	173	0	170	0	0	4	1
Sex							
Female	104	0	102	0	0	2	1
Male	69	0	68	0	0	2	0
Age							
0-04	1	0	1	0	0	0	0
05-17	123	0	120	0	0	4	0
18-20	18	0	18	0	0	0	0
25-34	15	0	15	0	0	0	1
35-44	9	0	9	0	0	0	0
45-54	4	0	4	0	0	0	0
55-64	3	0	3	0	0	0	0
Race							
White	158	0	156	0	0	3	1
Black	4	0	3	0	0	1	0
Native American	11	0	11	0	0	0	0
Presenting Problem/Diagnosis							
Alcohol Abuse	35	0	35	0	0	0	0
Developmental Disorder	1	0	0	0	0	1	0
Mood Disorder	1	0	1	0	0	0	0
Other Psychotic	4	0	4	0	0	0	0
Social Conditions	73	0	71	0	0	3	1
Substance Related	43	0	43	0	0	0	0
Deferred/No Diagnosis	16	0	16	0	0	0	0
County of Residence							
Cleveland	1	0	1	0	0	0	0
Hughes	1	0	1	0	0	0	0
Lincoln	12	0	12	0	0	0	0
Oklahoma	157	0	154	0	0	4	1
Pottawatomie	2	0	2	0	0	0	0
Other Indicators							
SED (6-17)	1	0	1	0	0	0	0
SMI (If ever)	8	0	8	0	0	0	1

Notes: The same client may be counted in more than one category, e.g., clients can receive services under more than one contract source, in more than one "County of Residence," or may have multiple "Other Indicators." Please see Definition page for other considerations.

Oklahoma Department of Mental Health and Substance Abuse Services

Counts of Admitted Clients Served by Funding Source for Each Agency During FY1997

TURNING POINT

	Total	Funding Source					
		Mental Health	Substance Abuse	Domestic Violence	Residential Care	Medicaid	Other
Total							
Unduplicated Count	326	0	326	0	0	0	0
Sex							
Female	141	0	141	0	0	0	0
Male	185	0	185	0	0	0	0
Age							
05-17	49	0	49	0	0	0	0
18-20	30	0	30	0	0	0	0
21-24	32	0	32	0	0	0	0
25-34	101	0	101	0	0	0	0
35-44	89	0	89	0	0	0	0
45-54	16	0	16	0	0	0	0
55-64	7	0	7	0	0	0	0
65-74	2	0	2	0	0	0	0
Race							
White	252	0	252	0	0	0	0
Black	17	0	17	0	0	0	0
Native American	49	0	49	0	0	0	0
Hispanic	7	0	7	0	0	0	0
Asian	1	0	1	0	0	0	0
Presenting Problem/Diagnosis							
Alcohol Abuse	119	0	119	0	0	0	0
Social Conditions	40	0	40	0	0	0	0
Substance Related	162	0	162	0	0	0	0
Deferred/No Diagnosis	5	0	5	0	0	0	0
County of Residence							
Muskogee	1	0	1	0	0	0	0
Nowata	37	0	37	0	0	0	0
Okmulgee	1	0	1	0	0	0	0
Osage	9	0	9	0	0	0	0
Rogers	1	0	1	0	0	0	0
Tulsa	1	0	1	0	0	0	0
Washington	269	0	269	0	0	0	0
Out of State/Unknown	7	0	7	0	0	0	0
Other Indicators							
Homeless	8	0	8	0	0	0	0
SMI (If ever)	58	0	58	0	0	0	0

Notes: The same client may be counted in more than one category, e.g., clients can receive services under more than one contract source, in more than one "County of Residence," or may have multiple "Other Indicators." Please see Definition page for other considerations.

Oklahoma Department of Mental Health and Substance Abuse Services

Counts of Admitted Clients Served by Funding Source for Each Agency During FY1997

TWELVE & TWELVE, INC.

	Total	Funding Source					Other
		Mental Health	Substance Abuse	Domestic Violence	Residential Care	Medicaid	
Total							
Unduplicated Count	1,601	0	1,486	0	0	0	186
Sex							
Female	453	0	440	0	0	0	26
Male	1,148	0	1,046	0	0	0	160
Age							
05-17	2	0	2	0	0	0	0
18-20	70	0	68	0	0	0	4
21-24	116	0	105	0	0	0	14
25-34	573	0	534	0	0	0	63
35-44	597	0	550	0	0	0	71
45-54	193	0	180	0	0	0	29
55-64	44	0	41	0	0	0	5
65-74	6	0	6	0	0	0	0
Race							
White	1,226	0	1,157	0	0	0	118
Black	218	0	182	0	0	0	50
Native American	131	0	122	0	0	0	13
Hispanic	21	0	20	0	0	0	5
Asian	5	0	5	0	0	0	0
Presenting Problem/Diagnosis							
Alcohol Abuse	758	0	696	0	0	0	87
Mood Disorder	91	0	91	0	0	0	2
Other Psychotic	6	0	6	0	0	0	0
Personality Disorder	1	0	1	0	0	0	0
Schizophrenia	7	0	6	0	0	0	1
Social Conditions	2	0	1	0	0	0	2
Substance Related	736	0	685	0	0	0	94
County of Residence							
Adair	5	0	5	0	0	0	0
Alfalfa	1	0	1	0	0	0	0
Bryan	2	0	1	0	0	0	1
Caddo	1	0	1	0	0	0	0
Canadian	4	0	3	0	0	0	1
Cherokee	7	0	7	0	0	0	0
Choctaw	1	0	0	0	0	0	1
Cimarron	1	0	1	0	0	0	0
Cleveland	3	0	3	0	0	0	0
Coal	1	0	1	0	0	0	0
Comanche	1	0	0	0	0	0	1
Craig	13	0	13	0	0	0	0
Creek	67	0	64	0	0	0	5
Delaware	9	0	9	0	0	0	1
Garfield	4	0	4	0	0	0	0
Grady	1	0	1	0	0	0	0
Haskell	3	0	3	0	0	0	0
Kay	4	0	4	0	0	0	0
Kingfisher	1	0	1	0	0	0	0
LeFlore	2	0	2	0	0	0	0
Mayes	22	0	22	0	0	0	0

Notes: The same client may be counted in more than one category, e.g., clients can receive services under more than one contract source, in more than one "County of Residence," or may have multiple "Other Indicators." Please see Definition page for other considerations.

Oklahoma Department of Mental Health and Substance Abuse Services

Counts of Admitted Clients Served by Funding Source for Each Agency During FY1997

TWELVE & TWELVE, INC.

	Funding Source						
	Total	Mental Health	Substance Abuse	Domestic Violence	Residential Care	Medicaid	Other
McCurtain	4	0	4	0	0	0	0
McIntosh	5	0	4	0	0	0	2
Murray	1	0	0	0	0	0	1
Muskogee	34	0	34	0	0	0	2
Noble	2	0	2	0	0	0	0
Nowata	6	0	6	0	0	0	0
Okfuskee	2	0	2	0	0	0	0
Oklahoma	23	0	23	0	0	0	4
Okmulgee	34	0	34	0	0	0	0
Osage	11	0	10	0	0	0	2
Ottawa	16	0	16	0	0	0	0
Pawnee	10	0	10	0	0	0	0
Payne	12	0	11	0	0	0	2
Pittsburgh	4	0	4	0	0	0	0
Pottawatomie	3	0	3	0	0	0	1
Rogers	30	0	28	0	0	0	4
Sequoyah	10	0	10	0	0	0	0
Texas	1	0	1	0	0	0	0
Tulsa	1,166	0	1,066	0	0	0	151
Wagoner	21	0	21	0	0	0	0
Washington	23	0	22	0	0	0	3
Washita	2	0	2	0	0	0	0
Woodward	2	0	2	0	0	0	0
Out of State/Unknown	26	0	25	0	0	0	4
Other Indicators							
Deaf and Hearing Impaired	3	0	3	0	0	0	0
Dual Diagnosis	171	0	170	0	0	0	7
Homeless	263	0	259	0	0	0	15
SMI (If ever)	492	0	483	0	0	0	21

Notes: The same client may be counted in more than one category, e.g., clients can receive services under more than one contract source, in more than one "County of Residence," or may have multiple "Other Indicators." Please see Definition page for other considerations.

Oklahoma Department of Mental Health and Substance Abuse Services

Counts of Admitted Clients Served by Funding Source for Each Agency During FY1997

VINITA ALCOHOL AND DRUG TREATMENT CENTER

	Total	Funding Source					
		Mental Health	Substance Abuse	Domestic Violence	Residential Care	Medicaid	Other
Total							
Unduplicated Count	349	0	349	0	0	0	0
Sex							
Male	349	0	349	0	0	0	0
Age							
18-20	5	0	5	0	0	0	0
21-24	15	0	15	0	0	0	0
25-34	114	0	114	0	0	0	0
35-44	125	0	125	0	0	0	0
45-54	55	0	55	0	0	0	0
55-64	30	0	30	0	0	0	0
65-74	5	0	5	0	0	0	0
Race							
White	258	0	258	0	0	0	0
Black	34	0	34	0	0	0	0
Native American	50	0	50	0	0	0	0
Hispanic	7	0	7	0	0	0	0
Presenting Problem/Diagnosis							
Alcohol Abuse	230	0	230	0	0	0	0
Other Psychotic	1	0	1	0	0	0	0
Substance Related	117	0	117	0	0	0	0
Deferred/No Diagnosis	1	0	1	0	0	0	0
County of Residence							
Adair	2	0	2	0	0	0	0
Atoka	2	0	2	0	0	0	0
Beckham	3	0	3	0	0	0	0
Blaine	2	0	2	0	0	0	0
Bryan	6	0	6	0	0	0	0
Caddo	3	0	3	0	0	0	0
Canadian	4	0	4	0	0	0	0
Carter	2	0	2	0	0	0	0
Cherokee	3	0	3	0	0	0	0
Choctaw	3	0	3	0	0	0	0
Cleveland	7	0	7	0	0	0	0
Comanche	6	0	6	0	0	0	0
Cotton	1	0	1	0	0	0	0
Craig	2	0	2	0	0	0	0
Creek	8	0	8	0	0	0	0
Custer	1	0	1	0	0	0	0
Delaware	6	0	6	0	0	0	0
Garfield	2	0	2	0	0	0	0
Garvin	1	0	1	0	0	0	0
Grady	5	0	5	0	0	0	0
Harper	1	0	1	0	0	0	0
Hughes	2	0	2	0	0	0	0
Jackson	1	0	1	0	0	0	0
Jefferson	1	0	1	0	0	0	0
Johnston	4	0	4	0	0	0	0
Kay	6	0	6	0	0	0	0
Latimer	1	0	1	0	0	0	0

Notes: The same client may be counted in more than one category, e.g., clients can receive services under more than one contract source, in more than one "County of Residence," or may have multiple "Other Indicators." Please see Definition page for other considerations.

Oklahoma Department of Mental Health and Substance Abuse Services

Counts of Admitted Clients Served by Funding Source for Each Agency During FY1997

VINITA ALCOHOL AND DRUG TREATMENT CENTER

	Funding Source						
	Total	Mental Health	Substance Abuse	Domestic Violence	Residential Care	Medicaid	Other
LeFlore	1	0	1	0	0	0	0
Logan	1	0	1	0	0	0	0
Mayes	5	0	5	0	0	0	0
McClain	3	0	3	0	0	0	0
McCurtain	1	0	1	0	0	0	0
Murray	2	0	2	0	0	0	0
Muskogee	8	0	8	0	0	0	0
Noble	6	0	6	0	0	0	0
Nowata	1	0	1	0	0	0	0
Okfuskee	2	0	2	0	0	0	0
Oklahoma	26	0	26	0	0	0	0
Okmulgee	12	0	12	0	0	0	0
Osage	2	0	2	0	0	0	0
Ottawa	12	0	12	0	0	0	0
Pawnee	1	0	1	0	0	0	0
Payne	8	0	8	0	0	0	0
Pittsburgh	3	0	3	0	0	0	0
Pontotoc	4	0	4	0	0	0	0
Pottawatomie	9	0	9	0	0	0	0
Pushmataha	1	0	1	0	0	0	0
Roger Mills	1	0	1	0	0	0	0
Rogers	11	0	11	0	0	0	0
Seminole	4	0	4	0	0	0	0
Sequoyah	5	0	5	0	0	0	0
Stephens	8	0	8	0	0	0	0
Tulsa	110	0	110	0	0	0	0
Wagoner	7	0	7	0	0	0	0
Washington	6	0	6	0	0	0	0
Washita	1	0	1	0	0	0	0
Woods	1	0	1	0	0	0	0
Out of State/Unknown	2	0	2	0	0	0	0
Other Indicators							
Deaf and Hearing Impaired	5	0	5	0	0	0	0
Homeless	1	0	1	0	0	0	0
SMI (If ever)	72	0	72	0	0	0	0

Notes: The same client may be counted in more than one category, e.g., clients can receive services under more than one contract source, in more than one "County of Residence," or may have multiple "Other Indicators." Please see Definition page for other considerations.

Oklahoma Department of Mental Health and Substance Abuse Services

Counts of Admitted Clients Served by Funding Source for Each Agency During FY1997

WESTERN STATE PSYCHIATRIC CENTER

	Total	Funding Source					
		Mental Health	Substance Abuse	Domestic Violence	Residential Care	Medicaid	Other
Total							
Unduplicated Count	2,117	1,544	624	0	0	398	0
Sex							
Female	828	809	0	0	0	240	0
Male	1,289	735	624	0	0	158	0
Age							
05-17	177	172	1	0	0	53	0
18-20	93	73	26	0	0	8	0
21-24	141	109	38	0	0	21	0
25-34	542	366	196	0	0	67	0
35-44	623	420	233	0	0	81	0
45-54	296	210	91	0	0	67	0
55-64	157	122	32	0	0	56	0
65-74	58	50	6	0	0	28	0
75-84	21	17	1	0	0	11	0
85+	9	5	0	0	0	6	0
Race							
White	1,807	1,391	449	0	0	381	0
Black	101	47	54	0	0	2	0
Native American	140	50	101	0	0	4	0
Hispanic	65	52	20	0	0	11	0
Asian	4	4	0	0	0	0	0
Presenting Problem/Diagnosis							
Alcohol Abuse	499	170	381	0	0	13	0
Developmental Disorder	52	48	0	0	0	22	0
Mood Disorder	660	652	8	0	0	173	0
Non Alcohol/Drug Related Organic	38	34	0	0	0	15	0
Other Non-Psychotic	130	130	2	0	0	23	0
Other Psychotic	139	132	1	0	0	48	0
Personality Disorder	4	4	0	0	0	1	0
Schizophrenia	136	127	0	0	0	58	0
Social Conditions	152	148	0	0	0	36	0
Substance Related	293	93	224	0	0	6	0
Deferred/No Diagnosis	14	6	8	0	0	3	0
County of Residence							
Adair	1	1	0	0	0	0	0
Alfalfa	75	58	12	0	0	28	0
Atoka	12	3	9	0	0	0	0
Beaver	32	30	1	0	0	5	0
Beckham	63	48	22	0	0	0	0
Blaine	21	14	10	0	0	0	0
Bryan	2	0	2	0	0	0	0
Caddo	18	6	14	0	0	0	0
Canadian	7	1	7	0	0	0	0
Carter	9	2	7	0	0	0	0
Cherokee	4	3	1	0	0	1	0
Choctaw	1	1	0	0	0	0	0
Cimarron	16	15	2	0	0	5	0
Cleveland	25	12	13	0	0	1	0
Comanche	28	9	20	0	0	0	0

Notes: The same client may be counted in more than one category, e.g., clients can receive services under more than one contract source, in more than one "County of Residence," or may have multiple "Other Indicators." Please see Definition page for other considerations.

Oklahoma Department of Mental Health and Substance Abuse Services

Counts of Admitted Clients Served by Funding Source for Each Agency During FY1997

WESTERN STATE PSYCHIATRIC CENTER

	Total	Funding Source					Other
		Mental Health	Substance Abuse	Domestic Violence	Residential Care	Medicaid	
Craig	13	6	7	0	0	0	0
Creek	7	1	6	0	0	0	0
Custer	96	84	18	0	0	0	0
Delaware	4	0	4	0	0	0	0
Dewey	27	25	5	0	0	7	0
Ellis	54	51	5	0	0	16	0
Garfield	88	53	40	0	0	1	0
Garvin	1	0	1	0	0	0	0
Grady	6	2	4	0	0	0	0
Grant	3	3	0	0	0	0	0
Greer	22	12	10	0	0	0	0
Harmon	1	0	1	0	0	0	0
Harper	56	45	1	0	0	27	0
Haskell	2	2	0	0	0	0	0
Hughes	5	1	4	0	0	0	0
Jackson	6	4	3	0	0	1	0
Jefferson	1	0	1	0	0	0	0
Johnston	1	0	1	0	0	0	0
Kay	2	1	1	0	0	0	0
Kiowa	19	16	3	0	0	0	0
Latimer	2	1	1	0	0	0	0
LeFlore	7	2	6	0	0	0	0
Lincoln	2	1	1	0	0	0	0
Logan	5	3	2	0	0	0	0
Major	77	73	5	0	0	23	0
Marshall	2	1	1	0	0	0	0
McClain	5	2	3	0	0	0	0
McIntosh	1	1	0	0	0	0	0
Murray	1	0	1	0	0	0	0
Muskogee	9	1	8	0	0	0	0
Noble	1	0	1	0	0	0	0
Nowata	2	2	0	0	0	0	0
Okfuskee	7	3	4	0	0	0	0
Oklahoma	105	30	79	0	0	1	0
Okmulgee	4	3	1	0	0	0	0
Osage	7	0	7	0	0	0	0
Ottawa	1	0	1	0	0	0	0
Payne	15	0	15	0	0	0	0
Pittsburgh	50	3	49	0	0	0	0
Pontotoc	1	1	0	0	0	0	0
Pottawatomie	12	3	10	0	0	0	0
Pushmataha	2	2	0	0	0	0	0
Roger Mills	14	7	10	0	0	0	0
Rogers	4	0	4	0	0	0	0
Seminole	20	3	17	0	0	0	0
Sequoyah	1	0	1	0	0	0	0
Stephens	17	2	15	0	0	0	0
Texas	229	223	12	0	0	67	0
Tillman	2	0	2	0	0	0	0
Tulsa	67	7	60	0	0	1	0
Wagoner	4	1	3	0	0	0	0
Washington	4	0	4	0	0	0	0

Notes: The same client may be counted in more than one category, e.g., clients can receive services under more than one contract source, in more than one "County of Residence," or may have multiple "Other Indicators." Please see Definition page for other considerations.

Oklahoma Department of Mental Health and Substance Abuse Services
Counts of Admitted Clients Served by Funding Source for Each Agency During FY1997
WESTERN STATE PSYCHIATRIC CENTER

	Funding Source						
	Total	Mental Health	Substance Abuse	Domestic Violence	Residential Care	Medicaid	Other
Washita	20	18	3	0	0	0	0
Woods	189	184	6	0	0	67	0
Woodward	471	434	50	0	0	146	0
Out of State/Unknown	29	24	7	0	0	1	0
Other Indicators							
Deaf and Hearing Impaired	11	7	3	0	0	5	0
Dual Diagnosis	199	197	2	0	0	42	0
Homeless	104	92	15	0	0	15	0
SED (6-17)	26	26	0	0	0	16	0
SMI (If ever)	976	886	102	0	0	297	0

Notes: The same client may be counted in more than one category, e.g., clients can receive services under more than one contract source, in more than one "County of Residence," or may have multiple "Other Indicators." Please see Definition page for other considerations.

Oklahoma Department of Mental Health and Substance Abuse Services

Counts of Admitted Clients Served by Funding Source for Each Agency During FY1997

WHEATLAND MH CTR, INC.

	Total	Funding Source					
		Mental Health	Substance Abuse	Domestic Violence	Residential Care	Medicaid	Other
Total							
Unduplicated Count	1,296	1,280	208	0	0	3	34
Sex							
Female	699	695	97	0	0	0	12
Male	597	585	111	0	0	3	22
Age							
0-04	21	21	0	0	0	0	0
05-17	347	345	9	0	0	3	2
18-20	73	72	15	0	0	0	2
21-24	82	81	12	0	0	0	1
25-34	247	244	65	0	0	0	13
35-44	277	270	79	0	0	0	10
45-54	127	125	20	0	0	0	5
55-64	77	77	8	0	0	0	1
65-74	29	29	0	0	0	0	0
75-84	14	14	0	0	0	0	0
85+	2	2	0	0	0	0	0
Race							
White	1,104	1,092	180	0	0	2	26
Black	108	106	18	0	0	0	6
Native American	28	28	4	0	0	0	0
Hispanic	53	51	6	0	0	1	2
Asian	3	3	0	0	0	0	0
Presenting Problem/Diagnosis							
Alcohol Abuse	80	69	45	0	0	0	2
Developmental Disorder	192	192	2	0	0	1	1
Mood Disorder	460	459	65	0	0	1	9
Non Alcohol/Drug Related Organic	14	14	1	0	0	0	0
Other Non-Psychotic	211	210	19	0	0	1	2
Other Psychotic	73	73	9	0	0	0	7
Personality Disorder	41	41	6	0	0	0	0
Schizophrenia	111	111	15	0	0	0	9
Social Conditions	52	52	4	0	0	0	1
Substance Related	61	58	41	0	0	0	3
Deferred/No Diagnosis	1	1	1	0	0	0	0
County of Residence							
Alfalfa	4	4	0	0	0	0	0
Blaine	1	1	0	0	0	0	0
Canadian	3	3	0	0	0	0	0
Garfield	841	830	144	0	0	2	28
Grant	41	41	2	0	0	0	1
Jefferson	1	1	0	0	0	0	0
Kay	2	2	0	0	0	0	0
Kingfisher	144	140	41	0	0	1	1
Logan	248	248	20	0	0	0	4
Major	4	3	1	0	0	0	0
Murray	1	1	0	0	0	0	0
Oklahoma	2	2	0	0	0	0	0
Osage	1	1	0	0	0	0	0
Woods	1	1	0	0	0	0	0

Notes: The same client may be counted in more than one category, e.g., clients can receive services under more than one contract source, in more than one "County of Residence," or may have multiple "Other Indicators." Please see Definition page for other considerations.

Oklahoma Department of Mental Health and Substance Abuse Services
Counts of Admitted Clients Served by Funding Source for Each Agency During FY1997
WHEATLAND MH CTR, INC.

	Funding Source						
	Total	Mental Health	Substance Abuse	Domestic Violence	Residential Care	Medicaid	Other
Out of State/Unknown	2	2	0	0	0	0	0
Other Indicators							
Deaf and Hearing Impaired	11	11	1	0	0	0	0
Dual Diagnosis	92	91	49	0	0	0	8
Homeless	31	30	6	0	0	0	4
SED (6-17)	274	272	7	0	0	2	2
SMI (If ever)	802	792	171	0	0	0	31

Notes: The same client may be counted in more than one category, e.g., clients can receive services under more than one contract source, in more than one "County of Residence," or may have multiple "Other Indicators." Please see Definition page for other considerations.

Oklahoma Department of Mental Health and Substance Abuse Services

Counts of Admitted Clients Served by Funding Source for Each Agency During FY1997

WOMEN IN SAFE HOMES, INC.

	Total	Funding Source					
		Mental Health	Substance Abuse	Domestic Violence	Residential Care	Medicaid	Other
Total							
Unduplicated Count	291	0	0	291	0	0	0
Sex							
Female	233	0	0	233	0	0	0
Male	58	0	0	58	0	0	0
Age							
0-04	61	0	0	61	0	0	0
05-17	77	0	0	77	0	0	0
18-20	16	0	0	16	0	0	0
21-24	20	0	0	20	0	0	0
25-34	63	0	0	63	0	0	0
35-44	40	0	0	40	0	0	0
45-54	12	0	0	12	0	0	0
55-64	2	0	0	2	0	0	0
Race							
White	153	0	0	153	0	0	0
Black	96	0	0	96	0	0	0
Native American	28	0	0	28	0	0	0
Hispanic	8	0	0	8	0	0	0
Asian	6	0	0	6	0	0	0
Presenting Problem/Diagnosis							
Alcohol Abuse	9	0	0	9	0	0	0
Mood Disorder	1	0	0	1	0	0	0
Social Conditions	222	0	0	222	0	0	0
Substance Related	6	0	0	6	0	0	0
Deferred/No Diagnosis	53	0	0	53	0	0	0
County of Residence							
Adair	2	0	0	2	0	0	0
Canadian	4	0	0	4	0	0	0
Cherokee	6	0	0	6	0	0	0
Choctaw	1	0	0	1	0	0	0
Cleveland	3	0	0	3	0	0	0
Comanche	4	0	0	4	0	0	0
Garfield	2	0	0	2	0	0	0
McIntosh	11	0	0	11	0	0	0
Muskogee	171	0	0	171	0	0	0
Nowata	3	0	0	3	0	0	0
Oklahoma	16	0	0	16	0	0	0
Okmulgee	9	0	0	9	0	0	0
Osage	3	0	0	3	0	0	0
Payne	1	0	0	1	0	0	0
Pittsburgh	10	0	0	10	0	0	0
Pushmataha	1	0	0	1	0	0	0
Sequoyah	2	0	0	2	0	0	0
Tulsa	10	0	0	10	0	0	0
Wagoner	7	0	0	7	0	0	0
Washington	1	0	0	1	0	0	0
Out of State/Unknown	24	0	0	24	0	0	0
Other Indicators							
Homeless	41	0	0	41	0	0	0

Notes: The same client may be counted in more than one category, e.g., clients can receive services under more than one contract source, in more than one "County of Residence," or may have multiple "Other Indicators." Please see Definition page for other considerations.

Oklahoma Department of Mental Health and Substance Abuse Services
 Counts of Admitted Clients Served by Funding Source for Each Agency During FY1997
WOMEN IN SAFE HOMES, INC.

	Funding Source						
	Total	Mental Health	Substance Abuse	Domestic Violence	Residential Care	Medicaid	Other
SED (6-17)	1	0	0	1	0	0	0
SMI (If ever)	44	0	0	44	0	0	0

Notes: The same client may be counted in more than one category, e.g., clients can receive services under more than one contract source, in more than one "County of Residence," or may have multiple "Other Indicators." Please see Definition page for other considerations.

Oklahoma Department of Mental Health and Substance Abuse Services

Counts of Admitted Clients Served by Funding Source for Each Agency During FY1997

WOMEN'S CRISIS SERVICES

	Total	Funding Source					
		Mental Health	Substance Abuse	Domestic Violence	Residential Care	Medicaid	Other
Total							
Unduplicated Count	228	12	0	228	0	0	0
Sex							
Female	165	10	0	165	0	0	0
Male	63	2	0	63	0	0	0
Age							
0-04	43	0	0	43	0	0	0
05-17	58	2	0	58	0	0	0
18-20	7	0	0	7	0	0	0
21-24	12	1	0	12	0	0	0
25-34	57	2	0	57	0	0	0
35-44	35	5	0	35	0	0	0
45-54	11	0	0	11	0	0	0
55-64	4	2	0	4	0	0	0
65-74	1	0	0	1	0	0	0
Race							
White	199	11	0	199	0	0	0
Black	4	0	0	4	0	0	0
Native American	10	1	0	10	0	0	0
Hispanic	14	0	0	14	0	0	0
Asian	1	0	0	1	0	0	0
Presenting Problem/Diagnosis							
Mood Disorder	2	0	0	2	0	0	0
Other Psychotic	1	0	0	1	0	0	0
Social Conditions	223	12	0	223	0	0	0
Deferred/No Diagnosis	2	0	0	2	0	0	0
County of Residence							
Bryan	4	1	0	4	0	0	0
Carter	4	0	0	4	0	0	0
Haskell	4	2	0	4	0	0	0
Latimer	8	0	0	8	0	0	0
LeFlore	155	7	0	155	0	0	0
McCurtain	1	0	0	1	0	0	0
Oklahoma	1	0	0	1	0	0	0
Pittsburgh	6	1	0	6	0	0	0
Sequoyah	7	0	0	7	0	0	0
Tulsa	1	0	0	1	0	0	0
Washington	1	0	0	1	0	0	0
Out of State/Unknown	36	1	0	36	0	0	0
Other Indicators							
Homeless	11	0	0	11	0	0	0
SMI (If ever)	11	2	0	11	0	0	0

Notes: The same client may be counted in more than one category, e.g., clients can receive services under more than one contract source, in more than one "County of Residence," or may have multiple "Other Indicators." Please see Definition page for other considerations.

Oklahoma Department of Mental Health and Substance Abuse Services

Counts of Admitted Clients Served by Funding Source for Each Agency During FY1997

WOMENS RESOURCE CENTER

	Total	Funding Source					
		Mental Health	Substance Abuse	Domestic Violence	Residential Care	Medicaid	Other
Total							
Unduplicated Count	425	0	0	425	0	0	0
Sex							
Female	339	0	0	339	0	0	0
Male	86	0	0	86	0	0	0
Age							
0-04	79	0	0	79	0	0	0
05-17	79	0	0	79	0	0	0
18-20	11	0	0	11	0	0	0
21-24	35	0	0	35	0	0	0
25-34	100	0	0	100	0	0	0
35-44	86	0	0	86	0	0	0
45-54	27	0	0	27	0	0	0
55-64	5	0	0	5	0	0	0
65-74	2	0	0	2	0	0	0
85+	1	0	0	1	0	0	0
Race							
White	305	0	0	305	0	0	0
Black	83	0	0	83	0	0	0
Native American	22	0	0	22	0	0	0
Hispanic	14	0	0	14	0	0	0
Asian	1	0	0	1	0	0	0
Presenting Problem/Diagnosis							
Mood Disorder	9	0	0	9	0	0	0
Social Conditions	411	0	0	411	0	0	0
Deferred/No Diagnosis	5	0	0	5	0	0	0
County of Residence							
Canadian	3	0	0	3	0	0	0
Choctaw	1	0	0	1	0	0	0
Cleveland	207	0	0	207	0	0	0
Custer	3	0	0	3	0	0	0
Garvin	2	0	0	2	0	0	0
Grady	7	0	0	7	0	0	0
Lincoln	2	0	0	2	0	0	0
Logan	8	0	0	8	0	0	0
McClain	2	0	0	2	0	0	0
Murray	1	0	0	1	0	0	0
Muskogee	2	0	0	2	0	0	0
Oklahoma	151	0	0	151	0	0	0
Pittsburgh	1	0	0	1	0	0	0
Pottawatomie	10	0	0	10	0	0	0
Seminole	2	0	0	2	0	0	0
Tulsa	3	0	0	3	0	0	0
Out of State/Unknown	20	0	0	20	0	0	0
Other Indicators							
Deaf and Hearing Impaired	1	0	0	1	0	0	0
Homeless	279	0	0	279	0	0	0
SMI (If ever)	49	0	0	49	0	0	0

Notes: The same client may be counted in more than one category, e.g., clients can receive services under more than one contract source, in more than one "County of Residence," or may have multiple "Other Indicators." Please see Definition page for other considerations.

Oklahoma Department of Mental Health and Substance Abuse Services

Counts of Admitted Clients Served by Funding Source for Each Agency During FY1997

WOMEN'S SERVICE & FAMILY RESOURCE CENTER

	Total	Funding Source					
		Mental Health	Substance Abuse	Domestic Violence	Residential Care	Medicaid	Other
Total							
Unduplicated Count	329	0	0	329	0	0	0
Sex							
Female	245	0	0	245	0	0	0
Male	84	0	0	84	0	0	0
Age							
0-04	68	0	0	68	0	0	0
05-17	93	0	0	93	0	0	0
18-20	16	0	0	16	0	0	0
21-24	24	0	0	24	0	0	0
25-34	66	0	0	66	0	0	0
35-44	46	0	0	46	0	0	0
45-54	8	0	0	8	0	0	0
55-64	6	0	0	6	0	0	0
65-74	2	0	0	2	0	0	0
Race							
White	246	0	0	246	0	0	0
Black	26	0	0	26	0	0	0
Native American	39	0	0	39	0	0	0
Hispanic	16	0	0	16	0	0	0
Asian	2	0	0	2	0	0	0
Presenting Problem/Diagnosis							
Social Conditions	317	0	0	317	0	0	0
Deferred/No Diagnosis	12	0	0	12	0	0	0
County of Residence							
Blaine	2	0	0	2	0	0	0
Caddo	12	0	0	12	0	0	0
Canadian	101	0	0	101	0	0	0
Grady	204	0	0	204	0	0	0
Lincoln	3	0	0	3	0	0	0
Oklahoma	4	0	0	4	0	0	0
Out of State/Unknown	3	0	0	3	0	0	0
Other Indicators							
Deaf and Hearing Impaired	3	0	0	3	0	0	0
Homeless	31	0	0	31	0	0	0
SMI (If ever)	27	0	0	27	0	0	0

Notes: The same client may be counted in more than one category, e.g., clients can receive services under more than one contract source, in more than one "County of Residence," or may have multiple "Other Indicators." Please see Definition page for other considerations.

Oklahoma Department of Mental Health and Substance Abuse Services

Counts of Admitted Clients Served by Funding Source for Each Agency During FY1997

YWCA CRISIS CENTER

	Total	Funding Source					
		Mental Health	Substance Abuse	Domestic Violence	Residential Care	Medicaid	Other
Total							
Unduplicated Count	315	0	0	315	0	0	0
Sex							
Female	236	0	0	236	0	0	0
Male	79	0	0	79	0	0	0
Age							
0-04	46	0	0	46	0	0	0
05-17	74	0	0	74	0	0	0
18-20	11	0	0	11	0	0	0
21-24	24	0	0	24	0	0	0
25-34	74	0	0	74	0	0	0
35-44	53	0	0	53	0	0	0
45-54	24	0	0	24	0	0	0
55-64	8	0	0	8	0	0	0
75-84	1	0	0	1	0	0	0
Race							
White	239	0	0	239	0	0	0
Black	44	0	0	44	0	0	0
Native American	15	0	0	15	0	0	0
Hispanic	15	0	0	15	0	0	0
Asian	2	0	0	2	0	0	0
Presenting Problem/Diagnosis							
Alcohol Abuse	2	0	0	2	0	0	0
Mood Disorder	20	0	0	20	0	0	0
Other Psychotic	1	0	0	1	0	0	0
Social Conditions	232	0	0	232	0	0	0
Substance Related	7	0	0	7	0	0	0
Deferred/No Diagnosis	53	0	0	53	0	0	0
County of Residence							
Alfalfa	5	0	0	5	0	0	0
Beaver	1	0	0	1	0	0	0
Blaine	8	0	0	8	0	0	0
Canadian	1	0	0	1	0	0	0
Cherokee	1	0	0	1	0	0	0
Garfield	259	0	0	259	0	0	0
Grant	7	0	0	7	0	0	0
Kay	1	0	0	1	0	0	0
Kingfisher	1	0	0	1	0	0	0
Major	2	0	0	2	0	0	0
Noble	4	0	0	4	0	0	0
Oklahoma	1	0	0	1	0	0	0
Payne	3	0	0	3	0	0	0
Tillman	1	0	0	1	0	0	0
Tulsa	4	0	0	4	0	0	0
Wagoner	1	0	0	1	0	0	0
Woods	2	0	0	2	0	0	0
Woodward	4	0	0	4	0	0	0
Out of State/Unknown	9	0	0	9	0	0	0
Other Indicators							
Deaf and Hearing Impaired	1	0	0	1	0	0	0

Notes: The same client may be counted in more than one category, e.g., clients can receive services under more than one contract source, in more than one "County of Residence," or may have multiple "Other Indicators." Please see Definition page for other considerations.

Oklahoma Department of Mental Health and Substance Abuse Services
Counts of Admitted Clients Served by Funding Source for Each Agency During FY1997
YWCA CRISIS CENTER

	Funding Source						
	Total	Mental Health	Substance Abuse	Domestic Violence	Residential Care	Medicaid	Other
Homeless	100	0	0	100	0	0	0
SMI (If ever)	44	0	0	44	0	0	0

Notes: The same client may be counted in more than one category, e.g., clients can receive services under more than one contract source, in more than one "County of Residence," or may have multiple "Other Indicators." Please see Definition page for other considerations.

Oklahoma Department of Mental Health and Substance Abuse Services

Counts of Admitted Clients Served by Funding Source for Each Agency During FY1997

YWCA OF OKC CRISIS SERVICES

	Total	Funding Source					
		Mental Health	Substance Abuse	Domestic Violence	Residential Care	Medicaid	Other
Total							
Unduplicated Count	1,460	0	0	1,460	0	0	0
Sex							
Female	1,077	0	0	1,077	0	0	0
Male	383	0	0	383	0	0	0
Age							
0-04	218	0	0	218	0	0	0
05-17	350	0	0	350	0	0	0
18-20	65	0	0	65	0	0	0
21-24	125	0	0	125	0	0	0
25-34	334	0	0	334	0	0	0
35-44	257	0	0	257	0	0	0
45-54	88	0	0	88	0	0	0
55-64	20	0	0	20	0	0	0
65-74	3	0	0	3	0	0	0
Race							
White	856	0	0	856	0	0	0
Black	389	0	0	389	0	0	0
Native American	85	0	0	85	0	0	0
Hispanic	115	0	0	115	0	0	0
Asian	15	0	0	15	0	0	0
Presenting Problem/Diagnosis							
Social Conditions	1,460	0	0	1,460	0	0	0
County of Residence							
Beckham	1	0	0	1	0	0	0
Blaine	2	0	0	2	0	0	0
Caddo	2	0	0	2	0	0	0
Canadian	47	0	0	47	0	0	0
Carter	2	0	0	2	0	0	0
Choctaw	1	0	0	1	0	0	0
Cleveland	40	0	0	40	0	0	0
Comanche	3	0	0	3	0	0	0
Dewey	1	0	0	1	0	0	0
Garfield	4	0	0	4	0	0	0
Garvin	4	0	0	4	0	0	0
Grady	14	0	0	14	0	0	0
Harper	2	0	0	2	0	0	0
Johnston	1	0	0	1	0	0	0
Kingfisher	1	0	0	1	0	0	0
Kiowa	3	0	0	3	0	0	0
Lincoln	8	0	0	8	0	0	0
Logan	12	0	0	12	0	0	0
McClain	4	0	0	4	0	0	0
McCurtain	2	0	0	2	0	0	0
Oklahoma	1,201	0	0	1,201	0	0	0
Pontotoc	1	0	0	1	0	0	0
Pottawatomie	14	0	0	14	0	0	0
Pushmataha	1	0	0	1	0	0	0
Roger Mills	1	0	0	1	0	0	0
Seminole	1	0	0	1	0	0	0

Notes: The same client may be counted in more than one category, e.g., clients can receive services under more than one contract source, in more than one "County of Residence," or may have multiple "Other Indicators." Please see Definition page for other considerations.

Oklahoma Department of Mental Health and Substance Abuse Services
Counts of Admitted Clients Served by Funding Source for Each Agency During FY1997
YWCA OF OKC CRISIS SERVICES

	Funding Source						
	Total	Mental Health	Substance Abuse	Domestic Violence	Residential Care	Medicaid	Other
Tillman	1	0	0	1	0	0	0
Tulsa	4	0	0	4	0	0	0
Wagoner	2	0	0	2	0	0	0
Washita	1	0	0	1	0	0	0
Out of State/Unknown	79	0	0	79	0	0	0
Other Indicators							
Deaf and Hearing Impaired	8	0	0	8	0	0	0
Homeless	406	0	0	406	0	0	0
SED (6-17)	1	0	0	1	0	0	0
SMI (If ever)	130	0	0	130	0	0	0

Notes: The same client may be counted in more than one category, e.g., clients can receive services under more than one contract source, in more than one "County of Residence," or may have multiple "Other Indicators." Please see Definition page for other considerations.

Definitions of Terms and Categorization Variables

The following are definitions of terms and categorization variables used in this Data Book report.

Admitted Clients Served

Admitted Clients Served had an admission transaction in the ICIS before or during the report year and had received a service during the year. They are counted only once in the total for each level of aggregation. This is called an unduplicated count.

Age

Client age is computed using the client's age at the middle of the fiscal year.

Contacts

Individuals are counted as contacts when they call or visit an agency, but are not admitted.

Funding Source

Funding Source helps identify the payment source of services. Frequently, clients receive services under multiple funding sources. The funding source categories for this report were Mental Health, Substance Abuse, Domestic Violence, Residential Care, Medicaid, and Other.

ICIS

The Oklahoma Department of Mental Health and Substance Abuse Services maintains an agency-wide database, the Integrated Client Information System (ICIS), to which all Department-funded services and transactions are reported. The ICIS contains demographic and service information about clients and agencies.

List of Agencies by Type

The following is a list of agencies by type that provided data during the Fiscal Year 1997:

AGENCY TYPE**AGENCY NAME****Community Mental Health**

ASSOCIATED CENTERS FOR THERAPY, INC.
BILL WILLIS MENTAL HEALTH
CARL ALBERT CMHC
CENTRAL OKLAHOMA CMHC
CHISHOLM TRAIL COUNSELING SERVICES
COMMUNITY COUNSELING CENTER
CREEKS MENTAL HEALTH SERVICES
EDWIN FAIR CMHC
GRAND LAKE M.H.C.
GREEN COUNTRY BEHAVIORAL HEALTH SERVICES
HOPE COMMUNITY SERVICES, INC.
JIM TALIAFERRO CMHC
MENTAL HEALTH SERVICES OF SOUTHERN OKLAHOMA
NORTH CARE CENTER
OK COUNTY CRISIS INTERVENTION CENTER
PARKSIDE, INC.
RED ROCK BEHAVIORAL HEALTH SERVICES
RED ROCK WEST
WESTERN STATE PSYCHIATRIC CENTER
WHEATLAND MH CENTER, INC.

Domestic Violence and Sexual Assault

ACMI HOUSE INC
ACTION ASSOCIATES, INC.
CALL RAPE INC.
COMMUNITY CRISIS CENTER, INC.
CRISIS CONTROL CENTER
D.V. PROG. OF N. CENTRAL OK.
DOMESTIC VIOLENCE INTERVENTION SERVICES
FAMILY CRISIS & COUNSELING CENTER
FAMILY CRISIS CENTER, INC.
FAMILY SHELTER
HELP-IN-CRISIS, INC.
N.W. DOMESTIC CRISIS SERVICES
NEW DIRECTIONS, INC.
PROJECT SAFE, INC.
S.O.S. FOR FAMILIES
STEPHENS COUNTY VOLUNTEERS FOR CRISIS INTERVENTION
STILLWATER DOMESTIC VIOLENCE SERVICE INC.
WOMEN IN SAFE HOMES, INC.
WOMEN'S CRISIS SERVICES
WOMEN'S SERVICE & FAMILY RESOURCE CENTER
WOMENS RESOURCE CENTER
YWCA CRISIS CENTER
YWCA OF OKC CRISIS SERVICES

AGENCY TYPE**AGENCY NAME**

Hospitals

EASTERN STATE HOSPITAL
GRIFFIN MEMORIAL HOSPITAL
OKLAHOMA YOUTH CENTER

Other Agencies

CENTER FOR CHILDREN & FAMILIES
DIVORCE VISITATION ARBITRATION
GREAT PLAINS IMPROVEMENT FND.
HIV RESOURCE CONSORTIUM
HOMINY HEALTH SRVCS CENTER INC.
PEOPLE INCORPORATED
PROJECT HEARTLAND
TULSA METROPOLITAN MINISTRY
TULSA SEXUAL ASSAULT NURSE EXAMINERS PROGRAM
CENTER FOR CHILDREN & FAMILIES
DIVORCE VISITATION ARBITRATION
GREAT PLAINS IMPROVEMENT FND.
HIV RESOURCE CONSORTIUM
HOMINY HEALTH SRVCS CENTER INC.
PEOPLE INCORPORATED
PROJECT HEARTLAND
TULSA METROPOLITAN MINISTRY
TULSA SEXUAL ASSAULT NURSE EXAMINERS PROGRAM

Residential Care

AUTUMN YEARS RESIDENT RANCH
BOLEY RESIDENTIAL CARE HOME
BOLEY RESIDENTIAL CARE HOME II
CLETA'S COTTAGE
COPP'S RESIDENTIAL CARE, INC.
COUNTRY LANE RESID. CARE HOME
DON MENTZER FACILITY
DOW RESIDENTIAL CARE HOME
DUNCAN COMMUNITY RESIDENCE INC
DYCO PROPERTIES, INC.
EDNA LEE'S RESIDENTIAL CARE
EL RENO RESIDENTIAL CARE
ELM TREE HOUSE
FAIR OAKS
GOLDEN YEARS
GREEN ACRES
HAV-TAPINC DBA, THE HARBOR
HIGH CEDAR RESIDENTIAL CARE
LAKE FRANCIS RETIREMENT CENTER
LEXINGTON ROOM & BOARD
MILLER COZY HOME, INC.
NORTH FORK RESIDENTIAL CARE
PADEN RESIDENTIAL CARE

AGENCY TYPE**AGENCY NAME**

Substance Abuse

PARKVIEW RESIDENTIAL CARE
RAMBLING ROSE RESIDENTIAL CARE
SANTE FE RESIDENTIAL CARE
SOUTHWEST RETIREMENT HOME, INC
SUGAR MOUNTAIN RETREAT
SUNNY ACRES BOARDING MANOR, INC.
SUNNY ACRES RESIDENTIAL CARE

ADA AREA CHEMICAL DEPENDENCY CENTER, INC.
ALPHA II, INC.
BRIDGEWAY
CAA TURNING POINT
CARE FOR CHANGE, INC.
COMMUNITY ALCOHOLISM SERVICES
CROSSROADS COUNSELING
CROSSROADS INCORPORATED
DRUG RECOVERY, INC.
EAGLE RIDGE INSTITUTE
EDMOND FAMILY SERVICES, INC.
FIRST WINGS OF FREEDOM
GATEWAY TO PREVENTION/RECOVERY
HOUSE OF HOPE, INC.
INDIAN HEALTH CARE RESOURCE CENTER
KIAMICHI COUNCIL ON ALCOHOLISM
LASTSTOP
LEFLORE COUNTY YOUTH & FAMILY SERVICES, INC.
LIFE IMPROVEMENT CENTER
LOGAN COUNTY YOUTH AND FAMILY SERVICES INC.
METRO TULSA SUBSTANCE ABUSE SERVICES
MONARCH, INC.
MOORE ALCOHOL AND DRUG CENTER
MUSKOGEE COUNTYCOUNCIL YTH SV
N.E. OK COUNCIL ON ALCOHOLISM
NAIC CENTER OF OKLAHOMA ALCOHOL & DRUG SERVICES, INC.
NATIVE AMERICAN CENTER OF RECOVERY
NEW HOPE OF MANGUM
NORMAN ALCOHOL AND DRUG TREATMENT CENTER
OPPORTUNITIES, INC.
PALMER DRUG ABUSE PROGRAM INC.
PAYNE COUNTYCOUNSELING SERVICES, INC.
ROADBACK, INC.
ROGERS COUNTY DRUG ABUSE PROGRAM, INC.
S.W. YOUTH & FAMILY SERVICES
SECOND CHANCE CDU
SOAARR, INC.
STARTING POINT II, INC.

AGENCY TYPE

AGENCY NAME

STREET SCHOOL, INC.
THE NEXT STEP NETWORK, INC.
THE OAKS BEHAVIORAL HEALTH CENTER
THE REFERRAL CENTER
TRI-CITY SUBSTANCE ABUSE CENTER
TRI-CITY YOUTH & FAMILY CENTER
TURNING POINT
TWELVE & TWELVE, INC.
VINITA ALCOHOL AND DRUG TREATMENT CENTER

ODMHSAS

Refers to the Oklahoma Department of Mental Health and Substance Abuse Services.

Other Indicators

There are several groups of clients that are of special interest because they have special treatment needs, state or federal requirements regarding their placement or the services they receive, or because they are part of a priority population. The definitions of these groups and criteria for their selection are provided below:

- Deaf and Hearing Impaired
Clients who are deaf, hard of hearing, or indicated the need for an interpreter for the deaf were grouped to form the Deaf and Hearing Impaired category.
- Homeless
A homeless person under ICIS criteria is a person who: (a) lacks a fixed, regular and adequate night time residence AND (b) has a primary night time residence that is a supervised publicly or privately operated shelter designed to provide temporary living accommodations including welfare hotels, congregate shelters, halfway houses, and transitional housing for the mentally ill; or an institution that provides a temporary residence for individuals intended to be institutionalized; or a public or private place not designed for, or ordinarily used as, a regular sleeping accommodation for human beings, not limited to people living on the streets. Individuals are considered homeless if they have lost their permanent residence, and are temporarily living in a shelter to avoid being on the street. Prisoners being released or in the custody of a correctional facility are not

considered homeless at the time of admission for treatment. The definition also excludes persons in a hospital, residential care facility, commercial hotel/motel, supervised apartment, or living with parent/other relative (even if only temporarily). The definition does include domestic violence and sexual assault shelters, as the persons have fled a residence that is not adequate (i.e., not safe).

- Legal Status

Legal Status has three categories; Voluntary, Civil Involuntary, and Criminal Involuntary. The categories of legal status (with ICIS codes) are as follows:

Voluntary. These clients enter treatment voluntarily and are coded Voluntary Admission (01), Court Voluntary (02), Informal Admission (16), or Other (18).

Civil Involuntary. These clients are required by the court system to receive services, even though they may be reluctant. They are coded Court Commitment (03), Order of Detention (06), Juvenile Court Order (07), Transfer – Other Legal Entity (08), Court Ordered Juveniles in Need of Treatment, DHS given custody (10), Court Ordered Juveniles in Need of Treatment Parental Custody Retained (11), Emergency Detention (12), Continued Court Detention (13), 28-Day Court Commitment (14), or Protective Custody (17).

Criminal Involuntary. These clients are required to receive services because they have been accused of or have committed a crime. Codes include the following; Incompetent to Stand Trial (04), Not Guilty by Reason of Insanity (05), Court Order for Observation and Evaluation (09), Court Referred DUI Clients (15), Criminal Hold (20), or Court Commit with Hold (21).

- Adults with Serious Mental Illness (SMI)

SMI denotes clients who have been identified **at any time** as having a serious mental illness using the formal ODMHSAS definition. According to this definition, an Adult with a Serious Mental Illness must be an individual 18 years of age or older.

- Children with a Serious Emotional Disturbance (SED)

SED refers to children who meet departmental criteria for having a Serious Emotional Disturbance.

- Any Alcohol/Drug Problem

A substance abuse client is one who has one or more DSM-IV Axis I primary, secondary or tertiary diagnoses from categories 1.a. or 1.b. (in the Dual

Diagnosis definition below) or one or more ICIS Substance Abuse Related Problems (710-731, 741-743). Clients identified only as co-dependents are not identified as substance abusers.

- **Dual Diagnosis Client**

A dual diagnosis client is one who meets the criteria for having a substance abuse diagnosis from categories 1.a. or 1.b. below and meets the criteria for a mental illness based on one or more DSM-IV Axis II primary, secondary, or tertiary diagnoses from categories 2.a. through 2.e. below.

- 1.a. Psychoactive Substance Induced Organic Disorders: 291.0-291.8, 292.0-292.83, 292.89-282.99
- b. Psychoactive Substance Use Disorders: 303.0-305.99.
- 2.a. Schizophrenia: 295.10, 295.20, 295.30, 295.40, 295.60, 295.70, 295.90
- b. Delusional (Paranoid) Disorder: 297.1
- c. Other Psychotic Disorders: 295.40, 295.70, 297.3, 298.8, 298.9, 297.1, 297.3
- d. Mood Disorders: 296.20-296.7
- e. Borderline Personality Disorder: 301.83

Presenting Problem/Diagnosis

Categories for this variable are based on the DSM-IV primary diagnosis or primary presenting problem. If the admitting agency has clinicians qualified to make a diagnosis, the diagnosis is used, otherwise, a presenting problem is used to define a client's category.

Categories	Codes
Developmental Disorders	
DSM-IV Codes:	302.5-302.69, 302.85, 307-307.39, 307.5-307.99, 309.21, 312-312.29, 312.9-313.21, 313.81-313.89, 314-314.99, 315-319.99, 299-299.99
Presenting Problems:	210, 240

Categories**Codes****Non Alcohol/Drug Related Organic**

DSM-IV Codes: 290-290.99, 293-293.83, 294-294.80, 310-310.10

Alcohol Abuse

DSM-IV Codes: 291-291.99, 293.9, 303-303.99, 305-305.02
Presenting Problems: 741, 710, 711

Other Substance Abuse

DSM-IV Codes: 305.1-305.99, 292-292.99, 304-304.99
Presenting Problems: 742, 743, 744, 720-731

Schizophrenia

DSM-IV Codes: 295 (excluding 295.4, 295.7)

Other Psychotic

DSM-IV Codes: 297-298.9, 295.40, 294.9, 295.70
Presenting Problems: 510-530, 650

Mood Disorders

DSM-IV Codes: 296-296.99, 301.13, 300.4-300.49, 293.89, 311-311.99
Presenting Problems: 500-503

Other Non-Psychotic

DSM-IV Codes: 300-300.39, 300.6-300.99, 302-302.49, 302.7-302.84, 302.89-302.99, 307-4-307.49, 307.8, 312.8, 308.3-309.19, 309.23-309.99, 312.3, 316-316.99, 780.50

Personality Disorders

DSM-IV Codes: 301-301.9

Social Conditions

DSM-IV Codes: V40.00-V40.60, V61-V71.02, 955.5-995.81
Presenting Problems: 740, 450, 620-632, 311-420

Deferred/No Diagnosis

DSM-IV Codes: 799.9-799.90, V71.09
Presenting Problems: 110, 130

Race

The Unknown category was utilized to group Clients who made no selection from the choices below indicating their race.

The following groupings are used for reporting race:

- White
- Black
- Native American
- Hispanic
- Asian
- Unknown

Various Categories:

In response to many special report requests in past years, the special reports table was generated to address the majority of those requests.

Description of the Data Book

This Data Book displays Counts of Admitted Clients Served by Funding Source for Sex, Age, Race, Presenting Problem/Diagnosis, County of Residence, and Other Indicators. It contains six tables presenting data for 1) Statewide Total, 2) Agency, 3) Agency Type, 4) Count of Residence, 5) Planning Area, and 6) Various Categories.

Admitted Clients Served by Funding Source

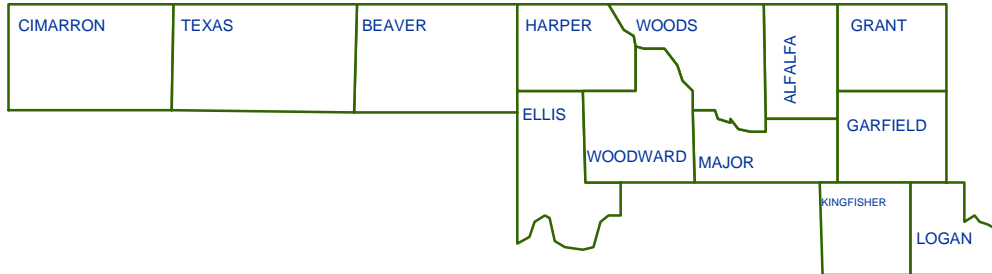
Admitted Clients Served are clients who have an admission transaction in the ICIS before or during the report year and had received a service during the report year. They are counted only once in the total for each level of aggregation or category in which they appear. This is called an unduplicated count. For example, a client may receive services at one hospital and then receive services at another hospital in the same year. This client would be counted twice (once at each hospital) in the agency report, but only once in the agency type and statewide tables. Because information such as age and sex should remain constant (except for data entry errors), counts for categories of these variables will sum to the total clients served on each table. Variables that might change from admission at one facility to admission at another or over time, (e.g., legal status, diagnosis, and target population) can be counted in more than one category and should not be summed.

This Data Book shows only clients who were admitted for services and excludes contacts. It enumerates admitted clients, but further limits the counts to specific subgroups of the client population. Each individual counted has received a service at some time during the year regardless of the year he/she was admitted. Clients are grouped by frequently referenced demographics: Sex, Age, Race, Presenting Problem/Diagnosis, County of Residence, and Other Indicators. A client may be in more than one of these groups, or a client's group may change during the year. As a result, the sum of target populations exceeds the total number served. However, for any given population, the age, race, and sex, which do not change (age is calculated as of a single point in time), are unduplicated counts and should equal the total.

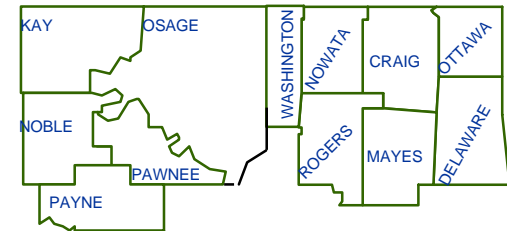
OKLAHOMA DEPARTMENT OF MENTAL HEALTH
AND SUBSTANCE ABUSE SERVICES

Planning Areas

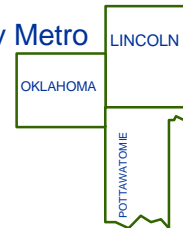
Northwest



Northeast



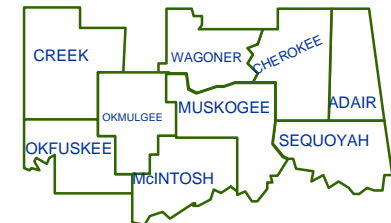
Oklahoma City Metro



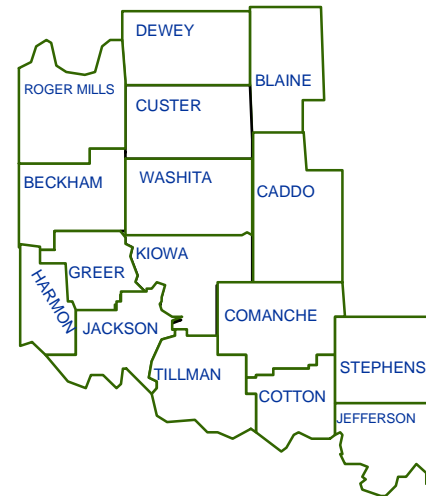
Tulsa Metro



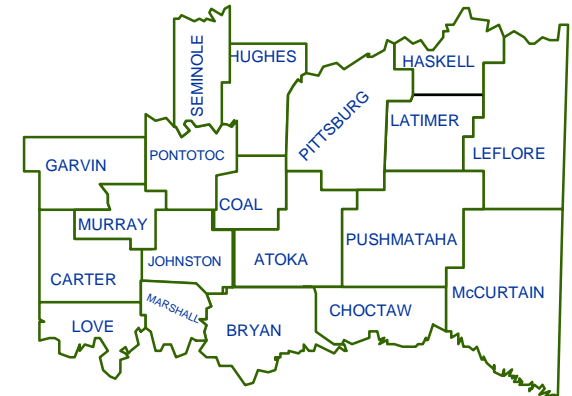
East Central



Central



Southwest



Southeast