

data

BOOK FOR FISCAL YEAR 1998

Admitted Clients Served
By Funding Source

Table 2. Counts of Admitted
Clients Served for each Agency

Oklahoma Department of Mental Health and Substance Abuse Services
Evaluation and Data Analysis Section
P. O. Box 53277 • Oklahoma City, OK 73152 • 405 522 3813

DATA BOOK FOR FISCAL YEAR 1998

Published by

Oklahoma Department of Mental Health and Substance Abuse
Services

Prepared by

Ali Akour, Ph.D.

Data Analyst, Evaluation and Data Analysis Section
Decision Support Services

2002

Terry Cline, Ph.D., Commissioner
Steve Davis, Ph.D., Director of Decision Support Services
Mark Reynolds, Ed. D., Evaluation & Data Analysis Data Projects Manager

Public Domain Notice

The Data Book for Fiscal Year 1998 is in the public domain and may be reproduced or copied without permission from the Oklahoma Department of Mental Health and Substance Abuse Services. However, this publication may not be reproduced or distributed for a fee without the specific, written authorization of Oklahoma Department of Mental Health and Substance Abuse Services. Citation of the source is appreciated.

Electronic Access to Publication

This publication is available on the World Wide Web at:
<http://www.odmhsas.org/specialreports.htm>

How to Contact Us

**Oklahoma Department of Mental Health and Substance Abuse Services
Evaluation and Data Analysis Section**

P.O. Box 53277

Oklahoma City, OK 73152-3277

(405) 522-3813

Contents

Introduction

Admitted Clients Served by Funding Source

- Table 1. Counts of Admitted Clients Served for **Statewide Total**
- Table 2. Counts of Admitted Clients Served for each **Agency**
- Table 3. Counts of Admitted Clients Served for each **Agency Type**
- Table 4. Counts of Admitted Clients Served for each **County of Residence**
- Table 5. Counts of Admitted Clients Served for each **Planning Area**
- Table 6. Counts of Admitted Clients Served for **Various Categories**

Appendix

Definitions of Terms and Categorization Variables

Description of the Data Book

Map of Planning Areas

DATA BOOK FOR FISCAL YEAR 1998

Introduction

Prior to Fiscal Year 1999, any client seen at an Oklahoma Department of Mental Health and Substance Abuse Services (ODMHSAS) contracted facility was reported, regardless of who paid for the service. Starting with Fiscal Year 1999, only clients funded in full or in part by ODMHSAS were reported. Therefore, previous years' reported client counts will be larger than in following years.

During the Fiscal Year 1998, the State of Oklahoma expenditures on community mental health services, inpatient facilities, substance abuse services, domestic violence/sexual assault services, and departmental management amounted to approximately \$168 million dollars. An unduplicated total of approximately 84,853 recipients were served system-wide in FY 1998. The unduplicated total of 84,853 recipients consists of 61,690 recipients that were admitted and served and 23,163 recipients that were contacts. This Data Book report is generated to provide basic information about these recipients for policy makers, interest groups, and others working to improve the quality of life for those in need.

The Data Book report is produced by the Evaluation and Data Analysis Section of the Decision Support Services Division at the ODMHSAS. The report summarizes demographic information for clients served in agencies operated by or funded through ODMHSAS. To create the Data Book report, data are extracted from the ODMHSAS Integrated Client Information System (ICIS). ICIS contains demographic and service information about service recipients and agencies.

This Data Book report focuses on Admitted Clients Served by Funding Source. To meet the specific needs of a variety of entities, the information is divided into tables and each table presents a different view of the data. Definitions of terms and a map of planning areas are also provided.

Oklahoma Department of Mental Health and Substance Abuse Services

Counts of Admitted Clients Served by Funding Source for Each Agency During FY1998

ACMI HOUSE INC

	Total	Funding Source					
		Mental Health	Substance Abuse	Domestic Violence	Residential Care	Medicaid	Other
Total							
Unduplicated Count	314	0	0	314	0	0	0
Sex							
Female	198	0	0	198	0	0	0
Male	116	0	0	116	0	0	0
Age							
0-04	30	0	0	30	0	0	0
05-17	87	0	0	87	0	0	0
18-20	18	0	0	18	0	0	0
21-24	36	0	0	36	0	0	0
25-34	71	0	0	71	0	0	0
35-44	51	0	0	51	0	0	0
45-54	16	0	0	16	0	0	0
55-64	5	0	0	5	0	0	0
Race							
White	195	0	0	195	0	0	0
Black	33	0	0	33	0	0	0
Native American	9	0	0	9	0	0	0
Hispanic	76	0	0	76	0	0	0
Asian	1	0	0	1	0	0	0
Presenting Problem/Diagnosis							
Social Conditions	314	0	0	314	0	0	0
County of Residence							
Canadian	1	0	0	1	0	0	0
Cleveland	3	0	0	3	0	0	0
Comanche	5	0	0	5	0	0	0
Grady	1	0	0	1	0	0	0
Greer	10	0	0	10	0	0	0
Harmon	10	0	0	10	0	0	0
Jackson	233	0	0	233	0	0	0
Kiowa	9	0	0	9	0	0	0
Rogers	1	0	0	1	0	0	0
Stephens	1	0	0	1	0	0	0
Texas	1	0	0	1	0	0	0
Tillman	19	0	0	19	0	0	0
Washita	3	0	0	3	0	0	0
Out of State/Unknown	17	0	0	17	0	0	0
Other Indicators							
Deaf and Hearing Impaired	1	0	0	1	0	0	0
Homeless	1	0	0	1	0	0	0
SMI (If ever)	10	0	0	10	0	0	0

Notes: The same client may be counted in more than one category, e.g., clients can receive services under more than one contract source, in more than one "County of Residence," or may have multiple "Other Indicators." Please see Definition page for other considerations.

Oklahoma Department of Mental Health and Substance Abuse Services

Counts of Admitted Clients Served by Funding Source for Each Agency During FY1998

ACTION ASSOCIATES, INC.

	Total	Funding Source					
		Mental Health	Substance Abuse	Domestic Violence	Residential Care	Medicaid	Other
Total							
Unduplicated Count	294	0	0	294	0	0	0
Sex							
Female	221	0	0	221	0	0	0
Male	73	0	0	73	0	0	0
Age							
0-04	44	0	0	44	0	0	0
05-17	74	0	0	74	0	0	0
18-20	15	0	0	15	0	0	0
21-24	31	0	0	31	0	0	0
25-34	66	0	0	66	0	0	0
35-44	50	0	0	50	0	0	0
45-54	8	0	0	8	0	0	0
55-64	5	0	0	5	0	0	0
75-84	1	0	0	1	0	0	0
Race							
White	240	0	0	240	0	0	0
Black	9	0	0	9	0	0	0
Native American	21	0	0	21	0	0	0
Hispanic	23	0	0	23	0	0	0
Asian	1	0	0	1	0	0	0
Presenting Problem/Diagnosis							
Developmental Disorder	2	0	0	2	0	0	0
Mood Disorder	2	0	0	2	0	0	0
Other Psychotic	1	0	0	1	0	0	0
Social Conditions	282	0	0	282	0	0	0
Substance Related	1	0	0	1	0	0	0
Deferred/No Diagnosis	6	0	0	6	0	0	0
County of Residence							
Alfalfa	1	0	0	1	0	0	0
Beckham	58	0	0	58	0	0	0
Blaine	4	0	0	4	0	0	0
Bryan	1	0	0	1	0	0	0
Caddo	5	0	0	5	0	0	0
Canadian	24	0	0	24	0	0	0
Custer	127	0	0	127	0	0	0
Dewey	2	0	0	2	0	0	0
Greer	4	0	0	4	0	0	0
Jackson	2	0	0	2	0	0	0
Kiowa	4	0	0	4	0	0	0
McCurtain	1	0	0	1	0	0	0
Oklahoma	4	0	0	4	0	0	0
Roger Mills	7	0	0	7	0	0	0
Texas	1	0	0	1	0	0	0
Washita	26	0	0	26	0	0	0
Woods	1	0	0	1	0	0	0
Out of State/Unknown	22	0	0	22	0	0	0
Other Indicators							
Homeless	100	0	0	100	0	0	0
SMI (If ever)	37	0	0	37	0	0	0

Notes: The same client may be counted in more than one category, e.g., clients can receive services under more than one contract source, in more than one "County of Residence," or may have multiple "Other Indicators." Please see Definition page for other considerations.

Oklahoma Department of Mental Health and Substance Abuse Services

Counts of Admitted Clients Served by Funding Source for Each Agency During FY1998

ADA AREA CHEMICAL DEPENDENCY CENTER, INC.

	Total	Funding Source					
		Mental Health	Substance Abuse	Domestic Violence	Residential Care	Medicaid	Other
Total							
Unduplicated Count	127	1	121	0	0	14	14
Sex							
Female	62	0	58	0	0	10	6
Male	65	1	63	0	0	4	8
Age							
05-17	3	0	2	0	0	0	1
18-20	8	0	8	0	0	0	1
21-24	20	0	19	0	0	1	3
25-34	38	1	36	0	0	6	1
35-44	37	0	35	0	0	6	5
45-54	15	0	15	0	0	0	2
55-64	4	0	4	0	0	1	0
65-74	1	0	1	0	0	0	1
75-84	1	0	1	0	0	0	0
Race							
White	110	1	104	0	0	14	14
Black	2	0	2	0	0	0	0
Native American	10	0	10	0	0	0	0
Hispanic	5	0	5	0	0	0	0
Presenting Problem/Diagnosis							
Alcohol Abuse	38	0	36	0	0	5	4
Social Conditions	14	0	14	0	0	0	2
Substance Related	73	1	69	0	0	9	8
Deferred/No Diagnosis	2	0	2	0	0	0	0
County of Residence							
Ellis	1	0	1	0	0	0	0
Garvin	2	0	2	0	0	0	1
Hughes	1	0	1	0	0	0	0
Noble	1	0	1	0	0	0	1
Pontotoc	120	1	114	0	0	14	12
Roger Mills	1	0	1	0	0	0	0
Seminole	1	0	1	0	0	0	0
Other Indicators							
Homeless	1	0	1	0	0	0	0
SMI (If ever)	24	0	21	0	0	6	2

Notes: The same client may be counted in more than one category, e.g., clients can receive services under more than one contract source, in more than one "County of Residence," or may have multiple "Other Indicators." Please see Definition page for other considerations.

Oklahoma Department of Mental Health and Substance Abuse Services

Counts of Admitted Clients Served by Funding Source for Each Agency During FY1998

ALPHA II, INC.

	Total	Funding Source					
		Mental Health	Substance Abuse	Domestic Violence	Residential Care	Medicaid	Other
Total							
Unduplicated Count	169	0	169	0	0	0	0
Sex							
Male	169	0	169	0	0	0	0
Age							
18-20	18	0	18	0	0	0	0
21-24	12	0	12	0	0	0	0
25-34	57	0	57	0	0	0	0
35-44	57	0	57	0	0	0	0
45-54	19	0	19	0	0	0	0
55-64	6	0	6	0	0	0	0
Race							
White	109	0	109	0	0	0	0
Black	26	0	26	0	0	0	0
Native American	32	0	32	0	0	0	0
Hispanic	1	0	1	0	0	0	0
Asian	1	0	1	0	0	0	0
Presenting Problem/Diagnosis							
Alcohol Abuse	73	0	73	0	0	0	0
Substance Related	96	0	96	0	0	0	0
County of Residence							
Alfalfa	1	0	1	0	0	0	0
Blaine	1	0	1	0	0	0	0
Bryan	7	0	7	0	0	0	0
Canadian	1	0	1	0	0	0	0
Cleveland	3	0	3	0	0	0	0
Creek	11	0	11	0	0	0	0
Custer	1	0	1	0	0	0	0
Ellis	1	0	1	0	0	0	0
Garfield	7	0	7	0	0	0	0
Hughes	2	0	2	0	0	0	0
Kay	25	0	25	0	0	0	0
Lincoln	1	0	1	0	0	0	0
Logan	3	0	3	0	0	0	0
McCurtain	3	0	3	0	0	0	0
Muskogee	3	0	3	0	0	0	0
Noble	2	0	2	0	0	0	0
Nowata	1	0	1	0	0	0	0
Okfuskee	7	0	7	0	0	0	0
Oklahoma	8	0	8	0	0	0	0
Okmulgee	7	0	7	0	0	0	0
Osage	4	0	4	0	0	0	0
Pawnee	4	0	4	0	0	0	0
Payne	22	0	22	0	0	0	0
Pottawatomie	1	0	1	0	0	0	0
Rogers	2	0	2	0	0	0	0
Seminole	5	0	5	0	0	0	0
Sequoyah	2	0	2	0	0	0	0
Tulsa	24	0	24	0	0	0	0
Washington	6	0	6	0	0	0	0

Notes: The same client may be counted in more than one category, e.g., clients can receive services under more than one contract source, in more than one "County of Residence," or may have multiple "Other Indicators." Please see Definition page for other considerations.

Oklahoma Department of Mental Health and Substance Abuse Services
Counts of Admitted Clients Served by Funding Source for Each Agency During FY1998
ALPHA II, INC.

	Funding Source						
	Total	Mental Health	Substance Abuse	Domestic Violence	Residential Care	Medicaid	Other
Woods	1	0	1	0	0	0	0
Woodward	1	0	1	0	0	0	0
Out of State/Unknown	2	0	2	0	0	0	0
Other Indicators							
Deaf and Hearing Impaired	1	0	1	0	0	0	0
Homeless	38	0	38	0	0	0	0
SMI (If ever)	37	0	37	0	0	0	0

Notes: The same client may be counted in more than one category, e.g., clients can receive services under more than one contract source, in more than one "County of Residence," or may have multiple "Other Indicators." Please see Definition page for other considerations.

Oklahoma Department of Mental Health and Substance Abuse Services
Counts of Admitted Clients Served by Funding Source for Each Agency During FY1998
ASSOCIATED CENTERS FOR THERAPY, INC.

	Total	Funding Source					
		Mental Health	Substance Abuse	Domestic Violence	Residential Care	Medicaid	Other
Total							
Unduplicated Count	869	814	0	0	0	273	177
Sex							
Female	485	450	0	0	0	168	96
Male	384	364	0	0	0	105	81
Age							
0-04	4	3	0	0	0	0	1
05-17	302	286	0	0	0	27	70
18-20	24	24	0	0	0	6	1
21-24	42	40	0	0	0	13	1
25-34	129	118	0	0	0	48	20
35-44	189	178	0	0	0	91	33
45-54	106	99	0	0	0	51	29
55-64	50	46	0	0	0	26	10
65-74	17	14	0	0	0	10	8
75-84	6	6	0	0	0	1	4
Race							
White	630	589	0	0	0	210	133
Black	178	167	0	0	0	40	29
Native American	29	27	0	0	0	10	8
Hispanic	23	22	0	0	0	8	6
Asian	9	9	0	0	0	5	1
Presenting Problem/Diagnosis							
Alcohol Abuse	6	6	0	0	0	1	0
Developmental Disorder	107	99	0	0	0	12	35
Mood Disorder	400	379	0	0	0	119	67
Non Alcohol/Drug Related Organic	8	5	0	0	0	3	1
Other Non-Psychotic	149	141	0	0	0	26	27
Other Psychotic	68	63	0	0	0	38	13
Personality Disorder	10	9	0	0	0	3	1
Schizophrenia	107	99	0	0	0	68	30
Social Conditions	8	7	0	0	0	2	3
Substance Related	6	6	0	0	0	1	0
County of Residence							
Oklahoma	1	1	0	0	0	0	0
Okmulgee	2	1	0	0	0	2	0
Rogers	1	1	0	0	0	0	0
Tillman	1	1	0	0	0	0	0
Tulsa	858	805	0	0	0	269	176
Wagoner	6	5	0	0	0	2	1
Other Indicators							
Deaf and Hearing Impaired	2	2	0	0	0	0	0
Dual Diagnosis	67	66	0	0	0	32	8
Homeless	80	78	0	0	0	3	3
SED (6-17)	266	259	0	0	0	21	53
SMI (If ever)	459	427	0	0	0	233	92

Notes: The same client may be counted in more than one category, e.g., clients can receive services under more than one contract source, in more than one "County of Residence," or may have multiple "Other Indicators." Please see Definition page for other considerations.

Oklahoma Department of Mental Health and Substance Abuse Services

Counts of Admitted Clients Served by Funding Source for Each Agency During FY1998

BILL WILLIS MENTAL HEALTH

	Total	Funding Source					
		Mental Health	Substance Abuse	Domestic Violence	Residential Care	Medicaid	Other
Total							
Unduplicated Count	1,378	1,283	243	0	0	613	348
Sex							
Female	783	740	118	0	0	365	190
Male	595	543	125	0	0	248	158
Age							
0-04	7	5	0	0	0	0	4
05-17	173	160	4	0	0	42	93
18-20	43	36	11	0	0	9	7
21-24	70	67	14	0	0	21	5
25-34	294	254	93	0	0	94	27
35-44	347	325	73	0	0	177	60
45-54	256	251	37	0	0	148	78
55-64	128	125	10	0	0	82	48
65-74	46	46	1	0	0	32	22
75-84	12	12	0	0	0	7	3
85+	2	2	0	0	0	1	1
Race							
White	1,105	1,041	187	0	0	507	280
Black	46	45	5	0	0	34	18
Native American	203	176	46	0	0	67	42
Hispanic	22	19	5	0	0	5	6
Asian	2	2	0	0	0	0	2
Presenting Problem/Diagnosis							
Alcohol Abuse	57	38	40	0	0	14	1
Developmental Disorder	59	54	0	0	0	23	30
Mood Disorder	601	582	73	0	0	263	160
Non Alcohol/Drug Related Organic	22	22	2	0	0	14	5
Other Non-Psychotic	222	212	24	0	0	74	55
Other Psychotic	105	105	12	0	0	64	22
Personality Disorder	10	8	4	0	0	6	0
Schizophrenia	171	169	17	0	0	138	57
Social Conditions	33	31	4	0	0	8	12
Substance Related	98	62	67	0	0	9	6
County of Residence							
Adair	196	180	58	0	0	93	39
Cherokee	463	419	66	0	0	161	149
Creek	1	1	0	0	0	0	0
Delaware	5	3	2	0	0	1	1
Haskell	1	1	0	0	0	0	0
LeFlore	1	1	0	0	0	0	0
Mayes	5	4	1	0	0	1	1
Muskogee	15	15	4	0	0	4	1
Nowata	1	1	0	0	0	0	0
Okfuskee	1	1	0	0	0	0	0
Rogers	1	1	0	0	0	1	1
Seminole	1	1	0	0	0	0	0
Sequoyah	430	412	61	0	0	255	80
Stephens	1	1	1	0	0	0	0
Tulsa	3	3	0	0	0	0	0

Notes: The same client may be counted in more than one category, e.g., clients can receive services under more than one contract source, in more than one "County of Residence," or may have multiple "Other Indicators." Please see Definition page for other considerations.

Oklahoma Department of Mental Health and Substance Abuse Services
Counts of Admitted Clients Served by Funding Source for Each Agency During FY1998
BILL WILLIS MENTAL HEALTH

	Total	Funding Source					
		Mental Health	Substance Abuse	Domestic Violence	Residential Care	Medicaid	Other
Wagoner	252	238	50	0	0	97	76
Washington	1	1	0	0	0	0	0
Other Indicators							
Deaf and Hearing Impaired	15	14	6	0	0	4	0
Dual Diagnosis	92	86	38	0	0	36	13
Homeless	17	15	4	0	0	8	3
SED (6-17)	85	80	2	0	0	23	48
SMI (If ever)	906	883	131	0	0	506	214

Notes: The same client may be counted in more than one category, e.g., clients can receive services under more than one contract source, in more than one "County of Residence," or may have multiple "Other Indicators." Please see Definition page for other considerations.

Oklahoma Department of Mental Health and Substance Abuse Services

Counts of Admitted Clients Served by Funding Source for Each Agency During FY1998

BOLEY RESIDENTIAL CARE HOME

	Total	Funding Source					
		Mental Health	Substance Abuse	Domestic Violence	Residential Care	Medicaid	Other
Total							
Unduplicated Count	33	0	0	0	33	0	0
Sex							
Female	10	0	0	0	10	0	0
Male	23	0	0	0	23	0	0
Age							
21-24	1	0	0	0	1	0	0
25-34	2	0	0	0	2	0	0
35-44	17	0	0	0	17	0	0
45-54	10	0	0	0	10	0	0
55-64	2	0	0	0	2	0	0
65-74	1	0	0	0	1	0	0
Race							
White	6	0	0	0	6	0	0
Black	27	0	0	0	27	0	0
Presenting Problem/Diagnosis							
Developmental Disorder	1	0	0	0	1	0	0
Mood Disorder	2	0	0	0	2	0	0
Other Psychotic	21	0	0	0	21	0	0
Social Conditions	9	0	0	0	9	0	0
County of Residence							
Comanche	3	0	0	0	3	0	0
Jackson	1	0	0	0	1	0	0
Okfuskee	25	0	0	0	25	0	0
Oklahoma	1	0	0	0	1	0	0
Okmulgee	1	0	0	0	1	0	0
Tulsa	2	0	0	0	2	0	0
Other Indicators							
Homeless	10	0	0	0	10	0	0
SMI (If ever)	33	0	0	0	33	0	0

Notes: The same client may be counted in more than one category, e.g., clients can receive services under more than one contract source, in more than one "County of Residence," or may have multiple "Other Indicators." Please see Definition page for other considerations.

Oklahoma Department of Mental Health and Substance Abuse Services

Counts of Admitted Clients Served by Funding Source for Each Agency During FY1998

BOLEY RESIDENTIAL CARE HOME II

	Total	Funding Source					
		Mental Health	Substance Abuse	Domestic Violence	Residential Care	Medicaid	Other
Total							
Unduplicated Count	60	0	0	0	60	0	0
Sex							
Female	18	0	0	0	18	0	0
Male	42	0	0	0	42	0	0
Age							
21-24	2	0	0	0	2	0	0
25-34	16	0	0	0	16	0	0
35-44	23	0	0	0	23	0	0
45-54	9	0	0	0	9	0	0
55-64	6	0	0	0	6	0	0
65-74	4	0	0	0	4	0	0
Race							
White	17	0	0	0	17	0	0
Black	37	0	0	0	37	0	0
Native American	3	0	0	0	3	0	0
Hispanic	2	0	0	0	2	0	0
Asian	1	0	0	0	1	0	0
Presenting Problem/Diagnosis							
Developmental Disorder	3	0	0	0	3	0	0
Mood Disorder	4	0	0	0	4	0	0
Other Psychotic	51	0	0	0	51	0	0
Social Conditions	2	0	0	0	2	0	0
County of Residence							
Garfield	1	0	0	0	1	0	0
Okfuskee	59	0	0	0	59	0	0
Other Indicators							
SMI (If ever)	60	0	0	0	60	0	0

Notes: The same client may be counted in more than one category, e.g., clients can receive services under more than one contract source, in more than one "County of Residence," or may have multiple "Other Indicators." Please see Definition page for other considerations.

Oklahoma Department of Mental Health and Substance Abuse Services

Counts of Admitted Clients Served by Funding Source for Each Agency During FY1998

BRIDGEWAY

	Total	Funding Source					
		Mental Health	Substance Abuse	Domestic Violence	Residential Care	Medicaid	Other
Total							
Unduplicated Count	51	0	51	0	0	0	0
Sex							
Male	51	0	51	0	0	0	0
Age							
18-20	1	0	1	0	0	0	0
21-24	5	0	5	0	0	0	0
25-34	18	0	18	0	0	0	0
35-44	18	0	18	0	0	0	0
45-54	5	0	5	0	0	0	0
55-64	3	0	3	0	0	0	0
65-74	1	0	1	0	0	0	0
Race							
White	41	0	41	0	0	0	0
Black	9	0	9	0	0	0	0
Native American	1	0	1	0	0	0	0
Presenting Problem/Diagnosis							
Alcohol Abuse	29	0	29	0	0	0	0
Substance Related	22	0	22	0	0	0	0
County of Residence							
Cleveland	1	0	1	0	0	0	0
Craig	1	0	1	0	0	0	0
Garfield	3	0	3	0	0	0	0
Grady	1	0	1	0	0	0	0
Kay	27	0	27	0	0	0	0
Oklahoma	7	0	7	0	0	0	0
Osage	1	0	1	0	0	0	0
Payne	2	0	2	0	0	0	0
Rogers	1	0	1	0	0	0	0
Tulsa	5	0	5	0	0	0	0
Woods	1	0	1	0	0	0	0
Out of State/Unknown	1	0	1	0	0	0	0
Other Indicators							
Homeless	12	0	12	0	0	0	0
SMI (If ever)	24	0	24	0	0	0	0

Notes: The same client may be counted in more than one category, e.g., clients can receive services under more than one contract source, in more than one "County of Residence," or may have multiple "Other Indicators." Please see Definition page for other considerations.

Oklahoma Department of Mental Health and Substance Abuse Services

Counts of Admitted Clients Served by Funding Source for Each Agency During FY1998

CAA TURNING POINT

	Total	Funding Source					
		Mental Health	Substance Abuse	Domestic Violence	Residential Care	Medicaid	Other
Total							
Unduplicated Count	321	0	321	0	0	0	0
Sex							
Female	111	0	111	0	0	0	0
Male	210	0	210	0	0	0	0
Age							
05-17	6	0	6	0	0	0	0
18-20	19	0	19	0	0	0	0
21-24	37	0	37	0	0	0	0
25-34	106	0	106	0	0	0	0
35-44	111	0	111	0	0	0	0
45-54	35	0	35	0	0	0	0
55-64	6	0	6	0	0	0	0
65-74	1	0	1	0	0	0	0
Race							
White	192	0	192	0	0	0	0
Black	81	0	81	0	0	0	0
Native American	26	0	26	0	0	0	0
Hispanic	22	0	22	0	0	0	0
Presenting Problem/Diagnosis							
Alcohol Abuse	100	0	100	0	0	0	0
Mood Disorder	1	0	1	0	0	0	0
Social Conditions	2	0	2	0	0	0	0
Substance Related	218	0	218	0	0	0	0
County of Residence							
Adair	1	0	1	0	0	0	0
Canadian	5	0	5	0	0	0	0
Cleveland	7	0	7	0	0	0	0
Grady	1	0	1	0	0	0	0
McClain	3	0	3	0	0	0	0
Oklahoma	304	0	304	0	0	0	0
Other Indicators							
Deaf and Hearing Impaired	2	0	2	0	0	0	0
Homeless	1	0	1	0	0	0	0
SMI (If ever)	52	0	52	0	0	0	0

Notes: The same client may be counted in more than one category, e.g., clients can receive services under more than one contract source, in more than one "County of Residence," or may have multiple "Other Indicators." Please see Definition page for other considerations.

Oklahoma Department of Mental Health and Substance Abuse Services

Counts of Admitted Clients Served by Funding Source for Each Agency During FY1998

CALL RAPE INC.

	Total	Funding Source					
		Mental Health	Substance Abuse	Domestic Violence	Residential Care	Medicaid	Other
Total							
Unduplicated Count	76	0	0	76	0	0	0
Sex							
Female	73	0	0	73	0	0	0
Male	3	0	0	3	0	0	0
Age							
0-04	2	0	0	2	0	0	0
05-17	18	0	0	18	0	0	0
18-20	7	0	0	7	0	0	0
21-24	9	0	0	9	0	0	0
25-34	19	0	0	19	0	0	0
35-44	13	0	0	13	0	0	0
45-54	8	0	0	8	0	0	0
Race							
White	58	0	0	58	0	0	0
Black	4	0	0	4	0	0	0
Native American	9	0	0	9	0	0	0
Hispanic	5	0	0	5	0	0	0
Presenting Problem/Diagnosis							
Mood Disorder	1	0	0	1	0	0	0
Social Conditions	75	0	0	75	0	0	0
County of Residence							
Bryan	1	0	0	1	0	0	0
Creek	3	0	0	3	0	0	0
Mayes	2	0	0	2	0	0	0
Muskogee	1	0	0	1	0	0	0
Okmulgee	1	0	0	1	0	0	0
Osage	2	0	0	2	0	0	0
Rogers	6	0	0	6	0	0	0
Tulsa	59	0	0	59	0	0	0
Wagoner	1	0	0	1	0	0	0
Other Indicators							
Homeless	1	0	0	1	0	0	0
SED (6-17)	1	0	0	1	0	0	0
SMI (If ever)	10	0	0	10	0	0	0

Notes: The same client may be counted in more than one category, e.g., clients can receive services under more than one contract source, in more than one "County of Residence," or may have multiple "Other Indicators." Please see Definition page for other considerations.

Oklahoma Department of Mental Health and Substance Abuse Services
Counts of Admitted Clients Served by Funding Source for Each Agency During FY1998
CARE FOR CHANGE, INC.

		Funding Source						
		Total	Mental Health	Substance Abuse	Domestic Violence	Residential Care	Medicaid	Other
Total	Unduplicated Count	60	0	60	0	0	0	0
Sex	Female	16	0	16	0	0	0	0
	Male	44	0	44	0	0	0	0
Age	05-17	60	0	60	0	0	0	0
Race	White	3	0	3	0	0	0	0
	Black	57	0	57	0	0	0	0
Presenting Problem/Diagnosis	Alcohol Abuse	1	0	1	0	0	0	0
	Social Conditions	58	0	58	0	0	0	0
	Deferred/No Diagnosis	1	0	1	0	0	0	0
County of Residence	Johnston	1	0	1	0	0	0	0
	Oklahoma	59	0	59	0	0	0	0
Other Indicators	SMI (If ever)	2	0	2	0	0	0	0

Notes: The same client may be counted in more than one category, e.g., clients can receive services under more than one contract source, in more than one "County of Residence," or may have multiple "Other Indicators." Please see Definition page for other considerations.

Oklahoma Department of Mental Health and Substance Abuse Services

Counts of Admitted Clients Served by Funding Source for Each Agency During FY1998

CARL ALBERT CMHC

	Total	Funding Source					
		Mental Health	Substance Abuse	Domestic Violence	Residential Care	Medicaid	Other
Total							
Unduplicated Count	2,346	2,340	0	0	0	512	0
Sex							
Female	1,308	1,306	0	0	0	302	0
Male	1,038	1,034	0	0	0	210	0
Age							
0-04	4	4	0	0	0	1	0
05-17	169	169	0	0	0	25	0
18-20	81	81	0	0	0	8	0
21-24	122	122	0	0	0	20	0
25-34	413	412	0	0	0	89	0
35-44	652	648	0	0	0	153	0
45-54	520	520	0	0	0	124	0
55-64	255	255	0	0	0	69	0
65-74	98	97	0	0	0	18	0
75-84	30	30	0	0	0	5	0
85+	2	2	0	0	0	0	0
Race							
White	1,982	1,979	0	0	0	388	0
Black	162	160	0	0	0	70	0
Native American	182	182	0	0	0	50	0
Hispanic	15	15	0	0	0	3	0
Asian	5	4	0	0	0	1	0
Presenting Problem/Diagnosis							
Alcohol Abuse	73	73	0	0	0	5	0
Developmental Disorder	65	65	0	0	0	17	0
Mood Disorder	1,047	1,046	0	0	0	197	0
Non Alcohol/Drug Related Organic	44	44	0	0	0	12	0
Other Non-Psychotic	366	365	0	0	0	48	0
Other Psychotic	284	281	0	0	0	81	0
Personality Disorder	9	9	0	0	0	2	0
Schizophrenia	362	361	0	0	0	143	0
Social Conditions	21	21	0	0	0	4	0
Substance Related	75	75	0	0	0	3	0
County of Residence							
Alfalfa	1	1	0	0	0	0	0
Atoka	103	103	0	0	0	13	0
Bryan	2	2	0	0	0	0	0
Choctaw	179	177	0	0	0	88	0
Cleveland	2	2	0	0	0	0	0
Coal	38	38	0	0	0	1	0
Creek	1	1	0	0	0	0	0
Garvin	1	1	0	0	0	0	0
Grant	2	2	0	0	0	1	0
Haskell	144	144	0	0	0	31	0
Hughes	138	138	0	0	0	41	0
Jefferson	1	1	0	0	0	0	0
Johnston	1	1	0	0	0	0	0
Latimer	120	120	0	0	0	17	0
LeFlore	401	401	0	0	0	22	0

Notes: The same client may be counted in more than one category, e.g., clients can receive services under more than one contract source, in more than one "County of Residence," or may have multiple "Other Indicators." Please see Definition page for other considerations.

Oklahoma Department of Mental Health and Substance Abuse Services
Counts of Admitted Clients Served by Funding Source for Each Agency During FY1998
CARL ALBERT CMHC

	Funding Source						
	Total	Mental Health	Substance Abuse	Domestic Violence	Residential Care	Medicaid	Other
Lincoln	2	2	0	0	0	0	0
McCurtain	352	352	0	0	0	152	0
McIntosh	14	14	0	0	0	0	0
Okfuskee	1	1	0	0	0	0	0
Payne	1	1	0	0	0	0	0
Pittsburgh	685	683	0	0	0	107	0
Pontotoc	3	3	0	0	0	0	0
Pushmataha	124	123	0	0	0	36	0
Roger Mills	1	1	0	0	0	0	0
Seminole	5	4	0	0	0	2	0
Sequoyah	7	7	0	0	0	1	0
Tulsa	3	3	0	0	0	0	0
Wagoner	1	1	0	0	0	0	0
Washington	1	1	0	0	0	0	0
Out of State/Unknown	12	12	0	0	0	0	0
Other Indicators							
Deaf and Hearing Impaired	16	16	0	0	0	4	0
Dual Diagnosis	211	209	0	0	0	53	0
Homeless	36	36	0	0	0	8	0
SED (6-17)	126	126	0	0	0	22	0
SMI (If ever)	1,231	1,225	0	0	0	379	0

Notes: The same client may be counted in more than one category, e.g., clients can receive services under more than one contract source, in more than one "County of Residence," or may have multiple "Other Indicators." Please see Definition page for other considerations.

Oklahoma Department of Mental Health and Substance Abuse Services

Counts of Admitted Clients Served by Funding Source for Each Agency During FY1998

CENTER FOR CHILDREN & FAMILIES

	Total	Funding Source					
		Mental Health	Substance Abuse	Domestic Violence	Residential Care	Medicaid	Other
Total							
Unduplicated Count	201	201	0	0	0	0	0
Sex							
Female	116	116	0	0	0	0	0
Male	85	85	0	0	0	0	0
Age							
0-04	6	6	0	0	0	0	0
05-17	53	53	0	0	0	0	0
18-20	8	8	0	0	0	0	0
21-24	12	12	0	0	0	0	0
25-34	45	45	0	0	0	0	0
35-44	60	60	0	0	0	0	0
45-54	14	14	0	0	0	0	0
55-64	1	1	0	0	0	0	0
65-74	1	1	0	0	0	0	0
75-84	1	1	0	0	0	0	0
Race							
White	166	166	0	0	0	0	0
Black	8	8	0	0	0	0	0
Native American	11	11	0	0	0	0	0
Hispanic	15	15	0	0	0	0	0
Asian	1	1	0	0	0	0	0
Presenting Problem/Diagnosis							
Social Conditions	200	200	0	0	0	0	0
Deferred/No Diagnosis	1	1	0	0	0	0	0
County of Residence							
Cleveland	153	153	0	0	0	0	0
Dewey	1	1	0	0	0	0	0
Grady	1	1	0	0	0	0	0
Logan	1	1	0	0	0	0	0
McClain	3	3	0	0	0	0	0
Muskogee	1	1	0	0	0	0	0
Oklahoma	31	31	0	0	0	0	0
Pittsburgh	1	1	0	0	0	0	0
Pontotoc	3	3	0	0	0	0	0
Pottawatomie	3	3	0	0	0	0	0
Out of State/Unknown	3	3	0	0	0	0	0
Other Indicators							
Homeless	1	1	0	0	0	0	0
SMI (If ever)	5	5	0	0	0	0	0

Notes: The same client may be counted in more than one category, e.g., clients can receive services under more than one contract source, in more than one "County of Residence," or may have multiple "Other Indicators." Please see Definition page for other considerations.

Oklahoma Department of Mental Health and Substance Abuse Services

Counts of Admitted Clients Served by Funding Source for Each Agency During FY1998

CENTRAL OKLAHOMA CMHC

	Total	Funding Source					
		Mental Health	Substance Abuse	Domestic Violence	Residential Care	Medicaid	Other
Total							
Unduplicated Count	2,451	2,220	0	0	0	677	967
Sex							
Female	1,204	1,090	0	0	0	379	509
Male	1,247	1,130	0	0	0	298	458
Age							
0-04	7	3	0	0	0	0	6
05-17	251	217	0	0	0	21	201
18-20	113	111	0	0	0	14	36
21-24	170	165	0	0	0	28	29
25-34	529	504	0	0	0	104	120
35-44	693	646	0	0	0	194	230
45-54	376	345	0	0	0	136	152
55-64	183	147	0	0	0	93	101
65-74	78	53	0	0	0	46	51
75-84	31	18	0	0	0	22	24
85+	20	11	0	0	0	19	17
Race							
White	2,098	1,905	0	0	0	584	844
Black	136	114	0	0	0	50	48
Native American	138	125	0	0	0	26	42
Hispanic	65	63	0	0	0	12	27
Asian	14	13	0	0	0	5	6
Presenting Problem/Diagnosis							
Alcohol Abuse	208	199	0	0	0	8	16
Developmental Disorder	119	107	0	0	0	17	93
Mood Disorder	1,057	996	0	0	0	198	421
Non Alcohol/Drug Related Organic	31	25	0	0	0	18	16
Other Non-Psychotic	189	161	0	0	0	24	97
Other Psychotic	352	320	0	0	0	166	129
Personality Disorder	12	11	0	0	0	4	5
Schizophrenia	316	238	0	0	0	230	164
Social Conditions	16	14	0	0	0	1	11
Substance Related	145	143	0	0	0	11	15
Deferred/No Diagnosis	6	6	0	0	0	0	0
County of Residence							
Adair	1	1	0	0	0	0	0
Blaine	1	1	0	0	0	0	0
Bryan	6	5	0	0	0	0	1
Caddo	7	7	0	0	0	0	0
Canadian	28	28	0	0	0	0	0
Carter	7	7	0	0	0	0	0
Choctaw	1	1	0	0	0	0	0
Cleveland	1,702	1,506	0	0	0	588	816
Creek	2	2	0	0	0	0	0
Delaware	1	1	0	0	0	0	0
Garfield	1	1	0	0	0	0	0
Garvin	18	17	0	0	0	4	4
Grady	87	86	0	0	0	3	4
Hughes	2	2	0	0	0	0	0

Notes: The same client may be counted in more than one category, e.g., clients can receive services under more than one contract source, in more than one "County of Residence," or may have multiple "Other Indicators." Please see Definition page for other considerations.

Oklahoma Department of Mental Health and Substance Abuse Services
Counts of Admitted Clients Served by Funding Source for Each Agency During FY1998
CENTRAL OKLAHOMA CMHC

	Funding Source						
	Total	Mental Health	Substance Abuse	Domestic Violence	Residential Care	Medicaid	Other
Jackson	1	1	0	0	0	0	0
Johnston	1	1	0	0	0	0	0
Kingfisher	1	1	0	0	0	0	0
Lincoln	7	7	0	0	0	2	1
Logan	3	3	0	0	0	0	0
Major	1	1	0	0	0	0	0
Marshall	2	2	0	0	0	0	0
McClain	144	134	0	0	0	39	61
McCurtain	1	1	0	0	0	0	0
Murray	1	1	0	0	0	0	0
Muskogee	1	1	0	0	0	0	0
Okfuskee	21	20	0	0	0	1	0
Oklahoma	190	179	0	0	0	17	66
Payne	3	3	0	0	0	0	1
Pontotoc	8	7	0	0	0	1	2
Pottawatomie	163	163	0	0	0	5	6
Seminole	27	19	0	0	0	17	4
Stephens	3	3	0	0	0	0	0
Tulsa	3	2	0	0	0	0	1
Wagoner	1	1	0	0	0	0	0
Out of State/Unknown	5	5	0	0	0	0	0
Other Indicators							
Deaf and Hearing Impaired	22	19	0	0	0	8	11
Dual Diagnosis	456	429	0	0	0	133	156
Homeless	187	184	0	0	0	17	17
SED (6-17)	120	108	0	0	0	14	103
SMI (If ever)	1,693	1,518	0	0	0	621	669

Notes: The same client may be counted in more than one category, e.g., clients can receive services under more than one contract source, in more than one "County of Residence," or may have multiple "Other Indicators." Please see Definition page for other considerations.

Oklahoma Department of Mental Health and Substance Abuse Services

Counts of Admitted Clients Served by Funding Source for Each Agency During FY1998

CHISHOLM TRAIL COUNSELING SVC

	Total	Funding Source					
		Mental Health	Substance Abuse	Domestic Violence	Residential Care	Medicaid	Other
Total							
Unduplicated Count	1,498	1,303	0	0	0	442	199
Sex							
Female	881	767	0	0	0	296	95
Male	617	536	0	0	0	146	104
Age							
0-04	18	15	0	0	0	1	7
05-17	297	243	0	0	0	13	123
18-20	56	53	0	0	0	9	9
21-24	77	71	0	0	0	20	2
25-34	283	259	0	0	0	89	12
35-44	359	315	0	0	0	104	28
45-54	222	191	0	0	0	87	14
55-64	103	87	0	0	0	60	1
65-74	45	36	0	0	0	29	2
75-84	21	19	0	0	0	18	1
85+	17	14	0	0	0	12	0
Race							
White	1,327	1,162	0	0	0	384	171
Black	68	51	0	0	0	36	9
Native American	56	49	0	0	0	17	7
Hispanic	44	39	0	0	0	4	12
Asian	3	2	0	0	0	1	0
Presenting Problem/Diagnosis							
Alcohol Abuse	21	21	0	0	0	2	0
Developmental Disorder	109	79	0	0	0	17	49
Mood Disorder	681	611	0	0	0	207	56
Non Alcohol/Drug Related Organic	14	13	0	0	0	7	0
Other Non-Psychotic	370	326	0	0	0	80	66
Other Psychotic	82	72	0	0	0	38	6
Personality Disorder	7	7	0	0	0	3	0
Schizophrenia	121	89	0	0	0	78	14
Social Conditions	67	60	0	0	0	8	6
Substance Related	26	25	0	0	0	2	2
County of Residence							
Alfalfa	1	1	0	0	0	1	0
Blaine	1	0	0	0	0	0	1
Bryan	1	1	0	0	0	1	0
Caddo	36	34	0	0	0	15	4
Canadian	771	669	0	0	0	188	130
Cleveland	48	40	0	0	0	9	13
Coal	1	1	0	0	0	0	0
Custer	2	2	0	0	0	0	0
Grady	595	520	0	0	0	220	46
Grant	1	0	0	0	0	1	0
Greer	5	5	0	0	0	1	1
Kay	1	1	0	0	0	1	0
Kingfisher	5	3	0	0	0	3	0
McClain	15	14	0	0	0	0	2
Oklahoma	14	11	0	0	0	2	2

Notes: The same client may be counted in more than one category, e.g., clients can receive services under more than one contract source, in more than one "County of Residence," or may have multiple "Other Indicators." Please see Definition page for other considerations.

Oklahoma Department of Mental Health and Substance Abuse Services
Counts of Admitted Clients Served by Funding Source for Each Agency During FY1998
CHISHOLM TRAIL COUNSELING SVC

	Total	Funding Source					
		Mental Health	Substance Abuse	Domestic Violence	Residential Care	Medicaid	Other
Stephens	1	1	0	0	0	0	0
Other Indicators							
Deaf and Hearing Impaired	15	6	0	0	0	8	5
Dual Diagnosis	96	86	0	0	0	37	3
Homeless	22	20	0	0	0	8	0
SED (6-17)	107	95	0	0	0	6	47
SMI (If ever)	812	701	0	0	0	354	47

Notes: The same client may be counted in more than one category, e.g., clients can receive services under more than one contract source, in more than one "County of Residence," or may have multiple "Other Indicators." Please see Definition page for other considerations.

Oklahoma Department of Mental Health and Substance Abuse Services
Counts of Admitted Clients Served by Funding Source for Each Agency During FY1998
CLETA'S COTTAGE

	Total	Funding Source					
		Mental Health	Substance Abuse	Domestic Violence	Residential Care	Medicaid	Other
Total							
Unduplicated Count	31	0	0	0	31	0	0
Sex							
Female	22	0	0	0	22	0	0
Male	9	0	0	0	9	0	0
Age							
21-24	1	0	0	0	1	0	0
25-34	1	0	0	0	1	0	0
35-44	4	0	0	0	4	0	0
45-54	8	0	0	0	8	0	0
55-64	10	0	0	0	10	0	0
65-74	6	0	0	0	6	0	0
75-84	1	0	0	0	1	0	0
Race							
White	30	0	0	0	30	0	0
Native American	1	0	0	0	1	0	0
Presenting Problem/Diagnosis							
Developmental Disorder	1	0	0	0	1	0	0
Mood Disorder	12	0	0	0	12	0	0
Other Psychotic	16	0	0	0	16	0	0
Social Conditions	1	0	0	0	1	0	0
Deferred/No Diagnosis	1	0	0	0	1	0	0
County of Residence							
Adair	1	0	0	0	1	0	0
Cleveland	28	0	0	0	28	0	0
Oklahoma	1	0	0	0	1	0	0
Payne	1	0	0	0	1	0	0
Other Indicators							
SMI (If ever)	31	0	0	0	31	0	0

Notes: The same client may be counted in more than one category, e.g., clients can receive services under more than one contract source, in more than one "County of Residence," or may have multiple "Other Indicators." Please see Definition page for other considerations.

Oklahoma Department of Mental Health and Substance Abuse Services

Counts of Admitted Clients Served by Funding Source for Each Agency During FY1998

COMMUNITY ALCOHOLISM SERVICES

	Total	Funding Source					
		Mental Health	Substance Abuse	Domestic Violence	Residential Care	Medicaid	Other
Total							
Unduplicated Count	146	0	146	0	0	0	0
Sex							
Female	38	0	38	0	0	0	0
Male	108	0	108	0	0	0	0
Age							
05-17	2	0	2	0	0	0	0
18-20	6	0	6	0	0	0	0
21-24	6	0	6	0	0	0	0
25-34	36	0	36	0	0	0	0
35-44	48	0	48	0	0	0	0
45-54	38	0	38	0	0	0	0
55-64	6	0	6	0	0	0	0
65-74	2	0	2	0	0	0	0
75-84	2	0	2	0	0	0	0
Race							
White	96	0	96	0	0	0	0
Black	2	0	2	0	0	0	0
Native American	48	0	48	0	0	0	0
Presenting Problem/Diagnosis							
Alcohol Abuse	140	0	140	0	0	0	0
Social Conditions	1	0	1	0	0	0	0
Substance Related	4	0	4	0	0	0	0
Deferred/No Diagnosis	1	0	1	0	0	0	0
County of Residence							
Alfalfa	1	0	1	0	0	0	0
Creek	45	0	45	0	0	0	0
Kay	2	0	2	0	0	0	0
Noble	46	0	46	0	0	0	0
Osage	2	0	2	0	0	0	0
Pawnee	47	0	47	0	0	0	0
Tulsa	3	0	3	0	0	0	0
Other Indicators							
Homeless	14	0	14	0	0	0	0
SMI (If ever)	11	0	11	0	0	0	0

Notes: The same client may be counted in more than one category, e.g., clients can receive services under more than one contract source, in more than one "County of Residence," or may have multiple "Other Indicators." Please see Definition page for other considerations.

Oklahoma Department of Mental Health and Substance Abuse Services

Counts of Admitted Clients Served by Funding Source for Each Agency During FY1998

COMMUNITY COUNSELING CENTER

	Total	Funding Source					
		Mental Health	Substance Abuse	Domestic Violence	Residential Care	Medicaid	Other
Total							
Unduplicated Count	3,415	2,180	69	0	0	1,304	1,761
Sex							
Female	1,904	1,160	34	0	0	807	990
Male	1,511	1,020	35	0	0	497	771
Age							
0-04	167	62	0	0	0	19	160
05-17	804	321	0	0	0	102	738
18-20	75	49	0	0	0	21	40
21-24	131	91	0	0	0	33	48
25-34	495	363	0	0	0	165	184
35-44	687	555	1	0	0	309	223
45-54	429	333	1	0	0	233	134
55-64	249	175	23	0	0	156	87
65-74	187	127	34	0	0	123	90
75-84	127	69	9	0	0	95	37
85+	64	35	1	0	0	48	20
Race							
White	2,534	1,699	55	0	0	980	1,238
Black	563	301	9	0	0	214	351
Native American	135	66	3	0	0	58	67
Hispanic	165	104	1	0	0	44	96
Asian	18	10	1	0	0	8	9
Presenting Problem/Diagnosis							
Alcohol Abuse	46	27	25	0	0	22	3
Developmental Disorder	325	144	0	0	0	52	301
Mood Disorder	1,288	922	27	0	0	518	563
Non Alcohol/Drug Related Organic	32	21	1	0	0	26	9
Other Non-Psychotic	830	416	7	0	0	221	535
Other Psychotic	270	224	3	0	0	154	79
Personality Disorder	7	7	0	0	0	2	3
Schizophrenia	376	269	3	0	0	266	136
Social Conditions	206	121	0	0	0	36	121
Substance Related	31	26	2	0	0	3	9
Deferred/No Diagnosis	4	3	1	0	0	4	2
County of Residence							
Caddo	3	0	0	0	0	0	3
Canadian	4	4	0	0	0	0	3
Cherokee	1	1	0	0	0	1	1
Choctaw	3	0	0	0	0	0	3
Cleveland	6	3	0	0	0	4	1
Lincoln	1	1	0	0	0	0	0
Logan	1	0	0	0	0	0	1
Murray	1	0	0	0	0	1	1
Oklahoma	3,390	2,167	69	0	0	1,297	1,745
Payne	1	0	0	0	0	0	1
Pittsburgh	1	1	0	0	0	1	0
Pontotoc	1	1	0	0	0	0	1
Pottawatomie	1	1	0	0	0	0	1
Roger Mills	1	1	0	0	0	0	0

Notes: The same client may be counted in more than one category, e.g., clients can receive services under more than one contract source, in more than one "County of Residence," or may have multiple "Other Indicators." Please see Definition page for other considerations.

Oklahoma Department of Mental Health and Substance Abuse Services
Counts of Admitted Clients Served by Funding Source for Each Agency During FY1998
COMMUNITY COUNSELING CENTER

	Funding Source						
	Total	Mental Health	Substance Abuse	Domestic Violence	Residential Care	Medicaid	Other
Other Indicators							
Deaf and Hearing Impaired	29	23	0	0	0	17	12
Dual Diagnosis	265	222	18	0	0	115	84
Homeless	112	104	1	0	0	32	21
SED (6-17)	176	78	0	0	0	37	171
SMI (If ever)	1,588	1,201	39	0	0	923	516

Notes: The same client may be counted in more than one category, e.g., clients can receive services under more than one contract source, in more than one "County of Residence," or may have multiple "Other Indicators." Please see Definition page for other considerations.

Oklahoma Department of Mental Health and Substance Abuse Services
Counts of Admitted Clients Served by Funding Source for Each Agency During FY1998
COMMUNITY CRISIS CTR, INC.

	Total	Funding Source					
		Mental Health	Substance Abuse	Domestic Violence	Residential Care	Medicaid	Other
Total							
Unduplicated Count	222	0	0	222	0	0	0
Sex							
Female	164	0	0	164	0	0	0
Male	58	0	0	58	0	0	0
Age							
0-04	54	0	0	54	0	0	0
05-17	53	0	0	53	0	0	0
18-20	12	0	0	12	0	0	0
21-24	13	0	0	13	0	0	0
25-34	42	0	0	42	0	0	0
35-44	37	0	0	37	0	0	0
45-54	9	0	0	9	0	0	0
65-74	2	0	0	2	0	0	0
Race							
White	156	0	0	156	0	0	0
Black	10	0	0	10	0	0	0
Native American	38	0	0	38	0	0	0
Hispanic	17	0	0	17	0	0	0
Asian	1	0	0	1	0	0	0
Presenting Problem/Diagnosis							
Social Conditions	222	0	0	222	0	0	0
County of Residence							
Caddo	3	0	0	3	0	0	0
Craig	14	0	0	14	0	0	0
Delaware	68	0	0	68	0	0	0
Mayes	1	0	0	1	0	0	0
Okfuskee	1	0	0	1	0	0	0
Ottawa	98	0	0	98	0	0	0
Rogers	3	0	0	3	0	0	0
Tulsa	2	0	0	2	0	0	0
Out of State/Unknown	32	0	0	32	0	0	0
Other Indicators							
Homeless	173	0	0	173	0	0	0
SMI (If ever)	23	0	0	23	0	0	0

Notes: The same client may be counted in more than one category, e.g., clients can receive services under more than one contract source, in more than one "County of Residence," or may have multiple "Other Indicators." Please see Definition page for other considerations.

Oklahoma Department of Mental Health and Substance Abuse Services
Counts of Admitted Clients Served by Funding Source for Each Agency During FY1998
COPP'S RESIDENTIAL CARE, INC.

	Total	Funding Source					
		Mental Health	Substance Abuse	Domestic Violence	Residential Care	Medicaid	Other
Total							
Unduplicated Count	51	0	0	0	51	0	0
Sex							
Female	18	0	0	0	18	0	0
Male	33	0	0	0	33	0	0
Age							
18-20	2	0	0	0	2	0	0
21-24	4	0	0	0	4	0	0
25-34	5	0	0	0	5	0	0
35-44	11	0	0	0	11	0	0
45-54	12	0	0	0	12	0	0
55-64	11	0	0	0	11	0	0
65-74	2	0	0	0	2	0	0
75-84	4	0	0	0	4	0	0
Race							
White	40	0	0	0	40	0	0
Black	8	0	0	0	8	0	0
Native American	1	0	0	0	1	0	0
Hispanic	2	0	0	0	2	0	0
Presenting Problem/Diagnosis							
Developmental Disorder	31	0	0	0	31	0	0
Mood Disorder	3	0	0	0	3	0	0
Other Psychotic	5	0	0	0	5	0	0
Social Conditions	12	0	0	0	12	0	0
County of Residence							
Rogers	49	0	0	0	49	0	0
Tulsa	2	0	0	0	2	0	0
Other Indicators							
Deaf and Hearing Impaired	1	0	0	0	1	0	0
SMI (If ever)	51	0	0	0	51	0	0

Notes: The same client may be counted in more than one category, e.g., clients can receive services under more than one contract source, in more than one "County of Residence," or may have multiple "Other Indicators." Please see Definition page for other considerations.

Oklahoma Department of Mental Health and Substance Abuse Services

Counts of Admitted Clients Served by Funding Source for Each Agency During FY1998

COUNTRY LANE RESID. CARE HOME

	Total	Funding Source					
		Mental Health	Substance Abuse	Domestic Violence	Residential Care	Medicaid	Other
Total							
Unduplicated Count	75	0	0	0	75	0	0
Sex							
Female	21	0	0	0	21	0	0
Male	54	0	0	0	54	0	0
Age							
18-20	2	0	0	0	2	0	0
21-24	1	0	0	0	1	0	0
25-34	11	0	0	0	11	0	0
35-44	28	0	0	0	28	0	0
45-54	17	0	0	0	17	0	0
55-64	9	0	0	0	9	0	0
65-74	5	0	0	0	5	0	0
75-84	2	0	0	0	2	0	0
Race							
White	55	0	0	0	55	0	0
Black	15	0	0	0	15	0	0
Native American	3	0	0	0	3	0	0
Hispanic	2	0	0	0	2	0	0
Presenting Problem/Diagnosis							
Alcohol Abuse	2	0	0	0	2	0	0
Developmental Disorder	5	0	0	0	5	0	0
Mood Disorder	14	0	0	0	14	0	0
Other Psychotic	24	0	0	0	24	0	0
Social Conditions	19	0	0	0	19	0	0
Substance Related	1	0	0	0	1	0	0
Deferred/No Diagnosis	10	0	0	0	10	0	0
County of Residence							
Adair	1	0	0	0	1	0	0
Craig	53	0	0	0	53	0	0
Delaware	2	0	0	0	2	0	0
Hughes	1	0	0	0	1	0	0
Mayes	1	0	0	0	1	0	0
McCurtain	2	0	0	0	2	0	0
Okmulgee	1	0	0	0	1	0	0
Osage	1	0	0	0	1	0	0
Pittsburgh	3	0	0	0	3	0	0
Rogers	3	0	0	0	3	0	0
Tulsa	4	0	0	0	4	0	0
Wagoner	2	0	0	0	2	0	0
Washington	1	0	0	0	1	0	0
Other Indicators							
Deaf and Hearing Impaired	2	0	0	0	2	0	0
Homeless	15	0	0	0	15	0	0
SMI (If ever)	74	0	0	0	74	0	0

Notes: The same client may be counted in more than one category, e.g., clients can receive services under more than one contract source, in more than one "County of Residence," or may have multiple "Other Indicators." Please see Definition page for other considerations.

Oklahoma Department of Mental Health and Substance Abuse Services

Counts of Admitted Clients Served by Funding Source for Each Agency During FY1998

CREOKS MENTAL HEALTH SERVICES

	Total	Funding Source					
		Mental Health	Substance Abuse	Domestic Violence	Residential Care	Medicaid	Other
Total							
Unduplicated Count	1,337	894	0	0	0	894	1
Sex							
Female	680	450	0	0	0	446	0
Male	657	444	0	0	0	448	1
Age							
0-04	9	5	0	0	0	6	0
05-17	343	213	0	0	0	267	1
18-20	42	35	0	0	0	14	0
21-24	68	47	0	0	0	38	0
25-34	232	152	0	0	0	148	0
35-44	277	200	0	0	0	171	0
45-54	190	133	0	0	0	118	0
55-64	99	72	0	0	0	69	0
65-74	47	28	0	0	0	37	0
75-84	20	7	0	0	0	17	0
85+	10	2	0	0	0	9	0
Race							
White	1,031	707	0	0	0	664	1
Black	171	100	0	0	0	135	0
Native American	106	72	0	0	0	70	0
Hispanic	25	13	0	0	0	22	0
Asian	4	2	0	0	0	3	0
Presenting Problem/Diagnosis							
Alcohol Abuse	2	2	0	0	0	0	0
Developmental Disorder	149	89	0	0	0	124	0
Mood Disorder	578	411	0	0	0	327	0
Non Alcohol/Drug Related Organic	16	8	0	0	0	13	0
Other Non-Psychotic	203	130	0	0	0	128	1
Other Psychotic	128	81	0	0	0	101	0
Personality Disorder	21	15	0	0	0	16	0
Schizophrenia	217	142	0	0	0	172	0
Social Conditions	19	12	0	0	0	10	0
Substance Related	4	4	0	0	0	3	0
County of Residence							
Creek	466	389	0	0	0	235	1
Hughes	5	4	0	0	0	2	0
Lincoln	21	11	0	0	0	21	0
McIntosh	2	2	0	0	0	1	0
Okfuskee	262	166	0	0	0	194	0
Oklahoma	1	0	0	0	0	1	0
Okmulgee	555	306	0	0	0	425	0
Osage	1	1	0	0	0	0	0
Pawnee	1	1	0	0	0	0	0
Payne	3	3	0	0	0	3	0
Tulsa	20	11	0	0	0	12	0
Other Indicators							
Deaf and Hearing Impaired	9	3	0	0	0	9	0
Dual Diagnosis	76	56	0	0	0	53	0
Homeless	18	17	0	0	0	8	0

Notes: The same client may be counted in more than one category, e.g., clients can receive services under more than one contract source, in more than one "County of Residence," or may have multiple "Other Indicators." Please see Definition page for other considerations.

Oklahoma Department of Mental Health and Substance Abuse Services
 Counts of Admitted Clients Served by Funding Source for Each Agency During FY1998
CREOKS MENTAL HEALTH SERVICES

	Total	Funding Source					
		Mental Health	Substance Abuse	Domestic Violence	Residential Care	Medicaid	Other
SED (6-17)	223	149	0	0	0	176	1
SMI (If ever)	808	550	0	0	0	551	0

Notes: The same client may be counted in more than one category, e.g., clients can receive services under more than one contract source, in more than one "County of Residence," or may have multiple "Other Indicators." Please see Definition page for other considerations.

Oklahoma Department of Mental Health and Substance Abuse Services

Counts of Admitted Clients Served by Funding Source for Each Agency During FY1998

CRISIS CONTROL CENTER

	Total	Funding Source					
		Mental Health	Substance Abuse	Domestic Violence	Residential Care	Medicaid	Other
Total							
Unduplicated Count	281	0	0	281	0	0	0
Sex							
Female	220	0	0	220	0	0	0
Male	61	0	0	61	0	0	0
Age							
0-04	40	0	0	40	0	0	0
05-17	80	0	0	80	0	0	0
18-20	13	0	0	13	0	0	0
21-24	21	0	0	21	0	0	0
25-34	60	0	0	60	0	0	0
35-44	52	0	0	52	0	0	0
45-54	11	0	0	11	0	0	0
55-64	1	0	0	1	0	0	0
65-74	3	0	0	3	0	0	0
Race							
White	223	0	0	223	0	0	0
Black	2	0	0	2	0	0	0
Native American	51	0	0	51	0	0	0
Hispanic	1	0	0	1	0	0	0
Asian	4	0	0	4	0	0	0
Presenting Problem/Diagnosis							
Social Conditions	281	0	0	281	0	0	0
County of Residence							
Atoka	10	0	0	10	0	0	0
Bryan	193	0	0	193	0	0	0
Carter	2	0	0	2	0	0	0
Choctaw	8	0	0	8	0	0	0
Grady	3	0	0	3	0	0	0
Johnston	2	0	0	2	0	0	0
Marshall	10	0	0	10	0	0	0
McCurtain	2	0	0	2	0	0	0
Oklahoma	5	0	0	5	0	0	0
Okmulgee	2	0	0	2	0	0	0
Pittsburgh	1	0	0	1	0	0	0
Pushmataha	4	0	0	4	0	0	0
Seminole	5	0	0	5	0	0	0
Texas	1	0	0	1	0	0	0
Out of State/Unknown	33	0	0	33	0	0	0
Other Indicators							
Homeless	206	0	0	206	0	0	0
SMI (If ever)	25	0	0	25	0	0	0

Notes: The same client may be counted in more than one category, e.g., clients can receive services under more than one contract source, in more than one "County of Residence," or may have multiple "Other Indicators." Please see Definition page for other considerations.

Oklahoma Department of Mental Health and Substance Abuse Services

Counts of Admitted Clients Served by Funding Source for Each Agency During FY1998

CROSSROADS COUNSELING

	Total	Funding Source					
		Mental Health	Substance Abuse	Domestic Violence	Residential Care	Medicaid	Other
Total							
Unduplicated Count	34	0	0	0	0	34	0
Sex							
Female	25	0	0	0	0	25	0
Male	9	0	0	0	0	9	0
Age							
0-04	4	0	0	0	0	4	0
05-17	15	0	0	0	0	15	0
18-20	1	0	0	0	0	1	0
21-24	2	0	0	0	0	2	0
25-34	6	0	0	0	0	6	0
35-44	6	0	0	0	0	6	0
Race							
White	24	0	0	0	0	24	0
Black	3	0	0	0	0	3	0
Native American	1	0	0	0	0	1	0
Hispanic	6	0	0	0	0	6	0
Presenting Problem/Diagnosis							
Alcohol Abuse	2	0	0	0	0	2	0
Other Non-Psychotic	1	0	0	0	0	1	0
Substance Related	13	0	0	0	0	13	0
Deferred/No Diagnosis	18	0	0	0	0	18	0
County of Residence							
Comanche	3	0	0	0	0	3	0
Garfield	10	0	0	0	0	10	0
Garvin	1	0	0	0	0	1	0
Greer	2	0	0	0	0	2	0
Jackson	2	0	0	0	0	2	0
Johnston	3	0	0	0	0	3	0
Logan	6	0	0	0	0	6	0
Oklahoma	4	0	0	0	0	4	0
Texas	1	0	0	0	0	1	0
Out of State/Unknown	2	0	0	0	0	2	0
Other Indicators							
SMI (If ever)	5	0	0	0	0	5	0

Notes: The same client may be counted in more than one category, e.g., clients can receive services under more than one contract source, in more than one "County of Residence," or may have multiple "Other Indicators." Please see Definition page for other considerations.

Oklahoma Department of Mental Health and Substance Abuse Services

Counts of Admitted Clients Served by Funding Source for Each Agency During FY1998

CROSSROADS INCORPORATED

	Total	Funding Source					
		Mental Health	Substance Abuse	Domestic Violence	Residential Care	Medicaid	Other
Total							
Unduplicated Count	68	68	0	0	0	0	0
Sex							
Female	27	27	0	0	0	0	0
Male	41	41	0	0	0	0	0
Age							
18-20	2	2	0	0	0	0	0
21-24	3	3	0	0	0	0	0
25-34	15	15	0	0	0	0	0
35-44	30	30	0	0	0	0	0
45-54	13	13	0	0	0	0	0
55-64	3	3	0	0	0	0	0
65-74	2	2	0	0	0	0	0
Race							
White	56	56	0	0	0	0	0
Black	8	8	0	0	0	0	0
Native American	2	2	0	0	0	0	0
Hispanic	2	2	0	0	0	0	0
Presenting Problem/Diagnosis							
Mood Disorder	29	29	0	0	0	0	0
Other Psychotic	29	29	0	0	0	0	0
Deferred/No Diagnosis	10	10	0	0	0	0	0
County of Residence							
Oklahoma	2	2	0	0	0	0	0
Osage	1	1	0	0	0	0	0
Tulsa	65	65	0	0	0	0	0
Other Indicators							
Deaf and Hearing Impaired	1	1	0	0	0	0	0
Homeless	4	4	0	0	0	0	0
SMI (If ever)	68	68	0	0	0	0	0

Notes: The same client may be counted in more than one category, e.g., clients can receive services under more than one contract source, in more than one "County of Residence," or may have multiple "Other Indicators." Please see Definition page for other considerations.

Oklahoma Department of Mental Health and Substance Abuse Services
Counts of Admitted Clients Served by Funding Source for Each Agency During FY1998
D.V. PROG. OF N. CENTRAL OK.

	Total	Funding Source					
		Mental Health	Substance Abuse	Domestic Violence	Residential Care	Medicaid	Other
Total							
Unduplicated Count	208	0	0	208	0	0	0
Sex							
Female	166	0	0	166	0	0	0
Male	42	0	0	42	0	0	0
Age							
0-04	38	0	0	38	0	0	0
05-17	58	0	0	58	0	0	0
18-20	5	0	0	5	0	0	0
21-24	20	0	0	20	0	0	0
25-34	39	0	0	39	0	0	0
35-44	34	0	0	34	0	0	0
45-54	11	0	0	11	0	0	0
55-64	2	0	0	2	0	0	0
65-74	1	0	0	1	0	0	0
Race							
White	150	0	0	150	0	0	0
Black	12	0	0	12	0	0	0
Native American	31	0	0	31	0	0	0
Hispanic	15	0	0	15	0	0	0
Presenting Problem/Diagnosis							
Social Conditions	208	0	0	208	0	0	0
County of Residence							
Cleveland	7	0	0	7	0	0	0
Delaware	5	0	0	5	0	0	0
Garfield	4	0	0	4	0	0	0
Kay	164	0	0	164	0	0	0
Noble	2	0	0	2	0	0	0
Oklahoma	4	0	0	4	0	0	0
Okmulgee	2	0	0	2	0	0	0
Osage	7	0	0	7	0	0	0
Ottawa	2	0	0	2	0	0	0
Payne	8	0	0	8	0	0	0
Out of State/Unknown	3	0	0	3	0	0	0
Other Indicators							
Homeless	45	0	0	45	0	0	0
SED (6-17)	1	0	0	1	0	0	0
SMI (If ever)	12	0	0	12	0	0	0

Notes: The same client may be counted in more than one category, e.g., clients can receive services under more than one contract source, in more than one "County of Residence," or may have multiple "Other Indicators." Please see Definition page for other considerations.

Oklahoma Department of Mental Health and Substance Abuse Services
Counts of Admitted Clients Served by Funding Source for Each Agency During FY1998
DIVORCE VISITATION ARBITRATION

		Funding Source						
		Total	Mental Health	Substance Abuse	Domestic Violence	Residential Care	Medicaid	Other
Total	Unduplicated Count	43	0	0	43	0	0	0
Sex	Female	27	0	0	27	0	0	0
	Male	16	0	0	16	0	0	0
Age	05-17	1	0	0	1	0	0	0
	18-20	2	0	0	2	0	0	0
	21-24	3	0	0	3	0	0	0
	25-34	15	0	0	15	0	0	0
	35-44	13	0	0	13	0	0	0
	45-54	8	0	0	8	0	0	0
	75-84	1	0	0	1	0	0	0
Race	White	41	0	0	41	0	0	0
	Black	1	0	0	1	0	0	0
	Native American	1	0	0	1	0	0	0
Presenting Problem/Diagnosis	Social Conditions	43	0	0	43	0	0	0
County of Residence	Kay	1	0	0	1	0	0	0
	Lincoln	1	0	0	1	0	0	0
	Oklahoma	2	0	0	2	0	0	0
	Payne	39	0	0	39	0	0	0
Other Indicators	SMI (If ever)	1	0	0	1	0	0	0

Notes: The same client may be counted in more than one category, e.g., clients can receive services under more than one contract source, in more than one "County of Residence," or may have multiple "Other Indicators." Please see Definition page for other considerations.

Oklahoma Department of Mental Health and Substance Abuse Services

Counts of Admitted Clients Served by Funding Source for Each Agency During FY1998

DOMESTIC VIOLENCE INTERVENTION SERVICES

	Total	Funding Source					
		Mental Health	Substance Abuse	Domestic Violence	Residential Care	Medicaid	Other
Total							
Unduplicated Count	1,666	0	321	1,444	0	0	39
Sex							
Female	990	0	79	957	0	0	0
Male	676	0	242	487	0	0	39
Age							
0-04	153	0	3	153	0	0	0
05-17	186	0	1	186	0	0	0
18-20	60	0	10	57	0	0	1
21-24	144	0	23	121	0	0	8
25-34	540	0	130	449	0	0	17
35-44	424	0	110	353	0	0	7
45-54	128	0	39	99	0	0	3
55-64	25	0	3	21	0	0	2
65-74	6	0	2	5	0	0	1
Race							
White	1,061	0	215	914	0	0	23
Black	350	0	49	314	0	0	9
Native American	146	0	41	118	0	0	6
Hispanic	88	0	16	77	0	0	1
Asian	21	0	0	21	0	0	0
Presenting Problem/Diagnosis							
Alcohol Abuse	36	0	36	12	0	0	1
Developmental Disorder	1	0	0	1	0	0	0
Mood Disorder	1	0	0	1	0	0	0
Other Psychotic	3	0	1	3	0	0	0
Social Conditions	1,596	0	256	1,424	0	0	38
Substance Related	29	0	28	3	0	0	0
County of Residence							
Canadian	1	0	0	1	0	0	0
Craig	2	0	0	2	0	0	0
Creek	72	0	7	64	0	0	2
Delaware	5	0	0	5	0	0	0
Dewey	1	0	0	1	0	0	0
Greer	2	0	0	2	0	0	0
Haskell	1	0	0	1	0	0	0
Hughes	1	0	1	0	0	0	0
Kay	1	0	0	1	0	0	0
Kingfisher	1	0	0	1	0	0	0
Lincoln	1	0	0	1	0	0	0
Mayes	6	0	1	5	0	0	1
Muskogee	11	0	1	11	0	0	0
Okfuskee	1	0	0	1	0	0	0
Oklahoma	9	0	1	9	0	0	0
Okmulgee	20	0	9	13	0	0	3
Osage	17	0	5	14	0	0	0
Pawnee	16	0	3	14	0	0	0
Pittsburgh	2	0	0	2	0	0	0
Pontotoc	1	0	0	1	0	0	0
Pottawatomie	2	0	0	2	0	0	0

Notes: The same client may be counted in more than one category, e.g., clients can receive services under more than one contract source, in more than one "County of Residence," or may have multiple "Other Indicators." Please see Definition page for other considerations.

Oklahoma Department of Mental Health and Substance Abuse Services
Counts of Admitted Clients Served by Funding Source for Each Agency During FY1998
DOMESTIC VIOLENCE INTERVENTION SERVICES

	Total	Funding Source					
		Mental Health	Substance Abuse	Domestic Violence	Residential Care	Medicaid	Other
Rogers	23	0	4	20	0	0	0
Stephens	8	0	0	8	0	0	0
Tillman	5	0	1	4	0	0	0
Tulsa	1,395	0	279	1,205	0	0	32
Wagoner	30	0	5	25	0	0	1
Washington	4	0	1	4	0	0	0
Washita	10	0	2	10	0	0	0
Out of State/Unknown	18	0	1	17	0	0	0
Other Indicators							
Deaf and Hearing Impaired	5	0	0	5	0	0	0
Homeless	244	0	15	240	0	0	0
SED (6-17)	2	0	0	2	0	0	0
SMI (If ever)	193	0	41	164	0	0	3

Notes: The same client may be counted in more than one category, e.g., clients can receive services under more than one contract source, in more than one "County of Residence," or may have multiple "Other Indicators." Please see Definition page for other considerations.

Oklahoma Department of Mental Health and Substance Abuse Services
Counts of Admitted Clients Served by Funding Source for Each Agency During FY1998
DON MENTZER FACILITY

	Total	Funding Source					
		Mental Health	Substance Abuse	Domestic Violence	Residential Care	Medicaid	Other
Total							
Unduplicated Count	30	0	0	0	30	0	0
Sex							
Female	9	0	0	0	9	0	0
Male	21	0	0	0	21	0	0
Age							
21-24	1	0	0	0	1	0	0
25-34	6	0	0	0	6	0	0
35-44	9	0	0	0	9	0	0
45-54	9	0	0	0	9	0	0
55-64	4	0	0	0	4	0	0
65-74	1	0	0	0	1	0	0
Race							
White	23	0	0	0	23	0	0
Black	3	0	0	0	3	0	0
Native American	2	0	0	0	2	0	0
Hispanic	2	0	0	0	2	0	0
Presenting Problem/Diagnosis							
Developmental Disorder	1	0	0	0	1	0	0
Mood Disorder	9	0	0	0	9	0	0
Other Psychotic	16	0	0	0	16	0	0
Social Conditions	3	0	0	0	3	0	0
Substance Related	1	0	0	0	1	0	0
County of Residence							
Craig	13	0	0	0	13	0	0
Sequoyah	16	0	0	0	16	0	0
Out of State/Unknown	1	0	0	0	1	0	0
Other Indicators							
Homeless	1	0	0	0	1	0	0
SMI (If ever)	30	0	0	0	30	0	0

Notes: The same client may be counted in more than one category, e.g., clients can receive services under more than one contract source, in more than one "County of Residence," or may have multiple "Other Indicators." Please see Definition page for other considerations.

Oklahoma Department of Mental Health and Substance Abuse Services
Counts of Admitted Clients Served by Funding Source for Each Agency During FY1998
DOW RESIDENTIAL CARE HOME

	Total	Funding Source					
		Mental Health	Substance Abuse	Domestic Violence	Residential Care	Medicaid	Other
Total							
Unduplicated Count	31	0	0	0	31	0	0
Sex							
Female	19	0	0	0	19	0	0
Male	12	0	0	0	12	0	0
Age							
25-34	3	0	0	0	3	0	0
35-44	7	0	0	0	7	0	0
45-54	8	0	0	0	8	0	0
55-64	9	0	0	0	9	0	0
65-74	4	0	0	0	4	0	0
Race							
White	23	0	0	0	23	0	0
Black	2	0	0	0	2	0	0
Native American	5	0	0	0	5	0	0
Hispanic	1	0	0	0	1	0	0
Presenting Problem/Diagnosis							
Mood Disorder	4	0	0	0	4	0	0
Other Psychotic	8	0	0	0	8	0	0
Social Conditions	19	0	0	0	19	0	0
County of Residence							
LeFlore	2	0	0	0	2	0	0
McCurtain	1	0	0	0	1	0	0
Muskogee	1	0	0	0	1	0	0
Pittsburgh	26	0	0	0	26	0	0
Stephens	1	0	0	0	1	0	0
Other Indicators							
Deaf and Hearing Impaired	1	0	0	0	1	0	0
SMI (If ever)	30	0	0	0	30	0	0

Notes: The same client may be counted in more than one category, e.g., clients can receive services under more than one contract source, in more than one "County of Residence," or may have multiple "Other Indicators." Please see Definition page for other considerations.

Oklahoma Department of Mental Health and Substance Abuse Services

Counts of Admitted Clients Served by Funding Source for Each Agency During FY1998

DRUG RECOVERY, INC.

	Total	Funding Source					Other
		Mental Health	Substance Abuse	Domestic Violence	Residential Care	Medicaid	
Total							
Unduplicated Count	729	0	704	0	0	0	48
Sex							
Female	286	0	280	0	0	0	12
Male	443	0	424	0	0	0	36
Age							
05-17	59	0	55	0	0	0	21
18-20	66	0	65	0	0	0	3
21-24	51	0	50	0	0	0	1
25-34	253	0	249	0	0	0	6
35-44	232	0	220	0	0	0	14
45-54	61	0	58	0	0	0	3
55-64	7	0	7	0	0	0	0
Race							
White	505	0	496	0	0	0	24
Black	152	0	141	0	0	0	14
Native American	49	0	45	0	0	0	6
Hispanic	21	0	20	0	0	0	3
Asian	2	0	2	0	0	0	1
Presenting Problem/Diagnosis							
Alcohol Abuse	66	0	66	0	0	0	0
Substance Related	663	0	638	0	0	0	48
County of Residence							
Beaver	1	0	1	0	0	0	0
Beckham	9	0	9	0	0	0	0
Blaine	1	0	1	0	0	0	0
Bryan	3	0	3	0	0	0	0
Caddo	7	0	6	0	0	0	1
Canadian	20	0	20	0	0	0	0
Carter	3	0	3	0	0	0	0
Cherokee	1	0	1	0	0	0	0
Choctaw	16	0	16	0	0	0	0
Cleveland	22	0	22	0	0	0	1
Coal	1	0	1	0	0	0	0
Comanche	6	0	5	0	0	0	1
Craig	2	0	2	0	0	0	0
Creek	2	0	1	0	0	0	1
Custer	3	0	2	0	0	0	2
Delaware	2	0	2	0	0	0	1
Garfield	5	0	3	0	0	0	3
Garvin	5	0	5	0	0	0	0
Grady	11	0	10	0	0	0	1
Greer	4	0	4	0	0	0	0
Harper	1	0	1	0	0	0	0
Hughes	1	0	1	0	0	0	0
Jackson	5	0	5	0	0	0	1
Johnston	3	0	3	0	0	0	1
Kay	5	0	5	0	0	0	0
Kingfisher	1	0	1	0	0	0	0
Kiowa	3	0	3	0	0	0	0

Notes: The same client may be counted in more than one category, e.g., clients can receive services under more than one contract source, in more than one "County of Residence," or may have multiple "Other Indicators." Please see Definition page for other considerations.

Oklahoma Department of Mental Health and Substance Abuse Services

Counts of Admitted Clients Served by Funding Source for Each Agency During FY1998

DRUG RECOVERY, INC.

	Funding Source						
	Total	Mental Health	Substance Abuse	Domestic Violence	Residential Care	Medicaid	Other
LeFlore	2	0	2	0	0	0	0
Lincoln	3	0	3	0	0	0	0
Logan	6	0	6	0	0	0	1
Major	1	0	1	0	0	0	0
Marshall	1	0	1	0	0	0	0
Mayes	1	0	1	0	0	0	0
McClain	8	0	8	0	0	0	0
McCurtain	11	0	11	0	0	0	0
McIntosh	1	0	1	0	0	0	0
Murray	1	0	1	0	0	0	0
Muskogee	1	0	1	0	0	0	0
Okfuskee	1	0	1	0	0	0	0
Oklahoma	446	0	434	0	0	0	19
Okmulgee	2	0	2	0	0	0	1
Osage	1	0	1	0	0	0	0
Ottawa	3	0	2	0	0	0	1
Pawnee	2	0	2	0	0	0	0
Payne	2	0	2	0	0	0	1
Pittsburgh	3	0	3	0	0	0	0
Pontotoc	11	0	11	0	0	0	0
Pottawatomie	12	0	12	0	0	0	0
Pushmataha	4	0	4	0	0	0	0
Rogers	4	0	4	0	0	0	2
Seminole	4	0	4	0	0	0	0
Sequoyah	6	0	6	0	0	0	2
Stephens	5	0	5	0	0	0	0
Tulsa	31	0	26	0	0	0	6
Wagoner	1	0	1	0	0	0	1
Washington	2	0	2	0	0	0	1
Washita	2	0	2	0	0	0	0
Woodward	1	0	1	0	0	0	0
Out of State/Unknown	7	0	7	0	0	0	0
Other Indicators							
Deaf and Hearing Impaired	2	0	2	0	0	0	0
Homeless	44	0	44	0	0	0	0
SMI (If ever)	166	0	163	0	0	0	3

Notes: The same client may be counted in more than one category, e.g., clients can receive services under more than one contract source, in more than one "County of Residence," or may have multiple "Other Indicators." Please see Definition page for other considerations.

Oklahoma Department of Mental Health and Substance Abuse Services

Counts of Admitted Clients Served by Funding Source for Each Agency During FY1998

DUNCAN COMMUNITY RESIDENCE INC

	Total	Funding Source					
		Mental Health	Substance Abuse	Domestic Violence	Residential Care	Medicaid	Other
Total							
Unduplicated Count	26	0	0	0	26	0	0
Sex							
Female	14	0	0	0	14	0	0
Male	12	0	0	0	12	0	0
Age							
25-34	6	0	0	0	6	0	0
35-44	6	0	0	0	6	0	0
45-54	9	0	0	0	9	0	0
55-64	2	0	0	0	2	0	0
65-74	2	0	0	0	2	0	0
75-84	1	0	0	0	1	0	0
Race							
White	24	0	0	0	24	0	0
Native American	2	0	0	0	2	0	0
Presenting Problem/Diagnosis							
Mood Disorder	2	0	0	0	2	0	0
Other Psychotic	13	0	0	0	13	0	0
Deferred/No Diagnosis	11	0	0	0	11	0	0
County of Residence							
Carter	1	0	0	0	1	0	0
Comanche	1	0	0	0	1	0	0
Lincoln	1	0	0	0	1	0	0
Oklahoma	1	0	0	0	1	0	0
Stephens	22	0	0	0	22	0	0
Other Indicators							
Homeless	2	0	0	0	2	0	0
SMI (If ever)	25	0	0	0	25	0	0

Notes: The same client may be counted in more than one category, e.g., clients can receive services under more than one contract source, in more than one "County of Residence," or may have multiple "Other Indicators." Please see Definition page for other considerations.

Oklahoma Department of Mental Health and Substance Abuse Services

Counts of Admitted Clients Served by Funding Source for Each Agency During FY1998

DYCO PROPERTIES, INC.

	Total	Funding Source					
		Mental Health	Substance Abuse	Domestic Violence	Residential Care	Medicaid	Other
Total							
Unduplicated Count	31	0	0	0	31	0	0
Sex							
Female	10	0	0	0	10	0	0
Male	21	0	0	0	21	0	0
Age							
18-20	1	0	0	0	1	0	0
21-24	2	0	0	0	2	0	0
25-34	1	0	0	0	1	0	0
35-44	10	0	0	0	10	0	0
45-54	11	0	0	0	11	0	0
55-64	5	0	0	0	5	0	0
65-74	1	0	0	0	1	0	0
Race							
White	26	0	0	0	26	0	0
Black	2	0	0	0	2	0	0
Native American	3	0	0	0	3	0	0
Presenting Problem/Diagnosis							
Developmental Disorder	29	0	0	0	29	0	0
Deferred/No Diagnosis	2	0	0	0	2	0	0
County of Residence							
Atoka	1	0	0	0	1	0	0
Cleveland	1	0	0	0	1	0	0
Craig	2	0	0	0	2	0	0
McCurtain	1	0	0	0	1	0	0
McIntosh	4	0	0	0	4	0	0
Okmulgee	19	0	0	0	19	0	0
Osage	3	0	0	0	3	0	0
Other Indicators							
Homeless	2	0	0	0	2	0	0
SMI (If ever)	31	0	0	0	31	0	0

Notes: The same client may be counted in more than one category, e.g., clients can receive services under more than one contract source, in more than one "County of Residence," or may have multiple "Other Indicators." Please see Definition page for other considerations.

Oklahoma Department of Mental Health and Substance Abuse Services

Counts of Admitted Clients Served by Funding Source for Each Agency During FY1998

EAGLE RIDGE INSTITUTE

	Total	Funding Source					
		Mental Health	Substance Abuse	Domestic Violence	Residential Care	Medicaid	Other
Total							
Unduplicated Count	187	0	187	0	0	0	0
Sex							
Female	140	0	140	0	0	0	0
Male	47	0	47	0	0	0	0
Age							
0-04	47	0	47	0	0	0	0
05-17	55	0	55	0	0	0	0
18-20	3	0	3	0	0	0	0
21-24	14	0	14	0	0	0	0
25-34	47	0	47	0	0	0	0
35-44	21	0	21	0	0	0	0
Race							
White	77	0	77	0	0	0	0
Black	56	0	56	0	0	0	0
Native American	43	0	43	0	0	0	0
Hispanic	11	0	11	0	0	0	0
Presenting Problem/Diagnosis							
Alcohol Abuse	17	0	17	0	0	0	0
Social Conditions	63	0	63	0	0	0	0
Substance Related	67	0	67	0	0	0	0
Deferred/No Diagnosis	40	0	40	0	0	0	0
County of Residence							
Adair	1	0	1	0	0	0	0
Beckham	1	0	1	0	0	0	0
Blaine	5	0	5	0	0	0	0
Bryan	1	0	1	0	0	0	0
Caddo	7	0	7	0	0	0	0
Canadian	8	0	8	0	0	0	0
Carter	2	0	2	0	0	0	0
Cherokee	1	0	1	0	0	0	0
Cleveland	2	0	2	0	0	0	0
Comanche	7	0	7	0	0	0	0
Garfield	1	0	1	0	0	0	0
Garvin	1	0	1	0	0	0	0
Harper	1	0	1	0	0	0	0
Jackson	4	0	4	0	0	0	0
Johnston	1	0	1	0	0	0	0
Kiowa	1	0	1	0	0	0	0
Logan	3	0	3	0	0	0	0
Muskogee	8	0	8	0	0	0	0
Nowata	1	0	1	0	0	0	0
Oklahoma	95	0	95	0	0	0	0
Okmulgee	1	0	1	0	0	0	0
Pawnee	2	0	2	0	0	0	0
Payne	3	0	3	0	0	0	0
Pontotoc	3	0	3	0	0	0	0
Pottawatomie	6	0	6	0	0	0	0
Tulsa	11	0	11	0	0	0	0
Washita	2	0	2	0	0	0	0

Notes: The same client may be counted in more than one category, e.g., clients can receive services under more than one contract source, in more than one "County of Residence," or may have multiple "Other Indicators." Please see Definition page for other considerations.

Oklahoma Department of Mental Health and Substance Abuse Services
Counts of Admitted Clients Served by Funding Source for Each Agency During FY1998
EAGLE RIDGE INSTITUTE

	Funding Source						
	Total	Mental Health	Substance Abuse	Domestic Violence	Residential Care	Medicaid	Other
Woods	1	0	1	0	0	0	0
Out of State/Unknown	7	0	7	0	0	0	0
Other Indicators							
Homeless	67	0	67	0	0	0	0
SMI (If ever)	21	0	21	0	0	0	0

Notes: The same client may be counted in more than one category, e.g., clients can receive services under more than one contract source, in more than one "County of Residence," or may have multiple "Other Indicators." Please see Definition page for other considerations.

Oklahoma Department of Mental Health and Substance Abuse Services

Counts of Admitted Clients Served by Funding Source for Each Agency During FY1998

EASTERN STATE HOSPITAL

	Total	Funding Source					
		Mental Health	Substance Abuse	Domestic Violence	Residential Care	Medicaid	Other
Total							
Unduplicated Count	1,676	1,676	0	0	0	0	0
Sex							
Female	553	553	0	0	0	0	0
Male	1,123	1,123	0	0	0	0	0
Age							
05-17	4	4	0	0	0	0	0
18-20	107	107	0	0	0	0	0
21-24	156	156	0	0	0	0	0
25-34	484	484	0	0	0	0	0
35-44	549	549	0	0	0	0	0
45-54	248	248	0	0	0	0	0
55-64	99	99	0	0	0	0	0
65-74	23	23	0	0	0	0	0
75-84	4	4	0	0	0	0	0
85+	2	2	0	0	0	0	0
Race							
White	1,229	1,229	0	0	0	0	0
Black	301	301	0	0	0	0	0
Native American	111	111	0	0	0	0	0
Hispanic	28	28	0	0	0	0	0
Asian	7	7	0	0	0	0	0
Presenting Problem/Diagnosis							
Alcohol Abuse	55	55	0	0	0	0	0
Developmental Disorder	4	4	0	0	0	0	0
Mood Disorder	677	677	0	0	0	0	0
Non Alcohol/Drug Related Organic	19	19	0	0	0	0	0
Other Non-Psychotic	112	112	0	0	0	0	0
Other Psychotic	472	472	0	0	0	0	0
Personality Disorder	1	1	0	0	0	0	0
Schizophrenia	263	263	0	0	0	0	0
Social Conditions	16	16	0	0	0	0	0
Substance Related	56	56	0	0	0	0	0
Deferred/No Diagnosis	1	1	0	0	0	0	0
County of Residence							
Adair	5	5	0	0	0	0	0
Atoka	2	2	0	0	0	0	0
Beckham	3	3	0	0	0	0	0
Bryan	8	8	0	0	0	0	0
Caddo	4	4	0	0	0	0	0
Canadian	2	2	0	0	0	0	0
Carter	16	16	0	0	0	0	0
Cherokee	14	14	0	0	0	0	0
Choctaw	1	1	0	0	0	0	0
Cleveland	17	17	0	0	0	0	0
Coal	3	3	0	0	0	0	0
Comanche	11	11	0	0	0	0	0
Craig	76	76	0	0	0	0	0
Creek	68	68	0	0	0	0	0
Custer	2	2	0	0	0	0	0

Notes: The same client may be counted in more than one category, e.g., clients can receive services under more than one contract source, in more than one "County of Residence," or may have multiple "Other Indicators." Please see Definition page for other considerations.

Oklahoma Department of Mental Health and Substance Abuse Services

Counts of Admitted Clients Served by Funding Source for Each Agency During FY1998

EASTERN STATE HOSPITAL

	Funding Source						
	Total	Mental Health	Substance Abuse	Domestic Violence	Residential Care	Medicaid	Other
Delaware	29	29	0	0	0	0	0
Dewey	5	5	0	0	0	0	0
Ellis	1	1	0	0	0	0	0
Garfield	9	9	0	0	0	0	0
Garvin	1	1	0	0	0	0	0
Grady	5	5	0	0	0	0	0
Grant	2	2	0	0	0	0	0
Greer	3	3	0	0	0	0	0
Harmon	1	1	0	0	0	0	0
Haskell	7	7	0	0	0	0	0
Hughes	1	1	0	0	0	0	0
Jackson	8	8	0	0	0	0	0
Jefferson	2	2	0	0	0	0	0
Johnston	1	1	0	0	0	0	0
Kay	58	58	0	0	0	0	0
Kiowa	1	1	0	0	0	0	0
Latimer	2	2	0	0	0	0	0
LeFlore	9	9	0	0	0	0	0
Lincoln	4	4	0	0	0	0	0
Logan	3	3	0	0	0	0	0
Love	1	1	0	0	0	0	0
Mayes	54	54	0	0	0	0	0
McClain	1	1	0	0	0	0	0
McCurtain	11	11	0	0	0	0	0
McIntosh	18	18	0	0	0	0	0
Murray	3	3	0	0	0	0	0
Muskogee	130	130	0	0	0	0	0
Noble	11	11	0	0	0	0	0
Nowata	7	7	0	0	0	0	0
Okfuskee	2	2	0	0	0	0	0
Oklahoma	94	94	0	0	0	0	0
Okmulgee	93	93	0	0	0	0	0
Osage	34	34	0	0	0	0	0
Ottawa	69	69	0	0	0	0	0
Pawnee	18	18	0	0	0	0	0
Payne	57	57	0	0	0	0	0
Pittsburgh	5	5	0	0	0	0	0
Pontotoc	3	3	0	0	0	0	0
Pottawatomie	11	11	0	0	0	0	0
Pushmataha	2	2	0	0	0	0	0
Roger Mills	1	1	0	0	0	0	0
Rogers	45	45	0	0	0	0	0
Seminole	3	3	0	0	0	0	0
Sequoyah	17	17	0	0	0	0	0
Stephens	4	4	0	0	0	0	0
Tillman	4	4	0	0	0	0	0
Tulsa	474	474	0	0	0	0	0
Wagoner	17	17	0	0	0	0	0
Washington	50	50	0	0	0	0	0
Washita	3	3	0	0	0	0	0
Woodward	3	3	0	0	0	0	0
Out of State/Unknown	47	47	0	0	0	0	0

Notes: The same client may be counted in more than one category, e.g., clients can receive services under more than one contract source, in more than one "County of Residence," or may have multiple "Other Indicators." Please see Definition page for other considerations.

Oklahoma Department of Mental Health and Substance Abuse Services
Counts of Admitted Clients Served by Funding Source for Each Agency During FY1998
EASTERN STATE HOSPITAL

	Funding Source						
	Total	Mental Health	Substance Abuse	Domestic Violence	Residential Care	Medicaid	Other
Other Indicators							
Deaf and Hearing Impaired	10	10	0	0	0	0	0
Dual Diagnosis	481	481	0	0	0	0	0
Homeless	108	108	0	0	0	0	0
SMI (If ever)	1,329	1,329	0	0	0	0	0

Notes: The same client may be counted in more than one category, e.g., clients can receive services under more than one contract source, in more than one "County of Residence," or may have multiple "Other Indicators." Please see Definition page for other considerations.

Oklahoma Department of Mental Health and Substance Abuse Services
Counts of Admitted Clients Served by Funding Source for Each Agency During FY1998
EDMOND FAMILY SERVICES, INC.

		Funding Source						
		Total	Mental Health	Substance Abuse	Domestic Violence	Residential Care	Medicaid	Other
Total	Unduplicated Count	111	0	111	0	0	0	0
Sex	Female	57	0	57	0	0	0	0
	Male	54	0	54	0	0	0	0
Age	05-17	12	0	12	0	0	0	0
	18-20	13	0	13	0	0	0	0
	21-24	8	0	8	0	0	0	0
	25-34	32	0	32	0	0	0	0
	35-44	36	0	36	0	0	0	0
	45-54	9	0	9	0	0	0	0
	55-64	1	0	1	0	0	0	0
Race	White	100	0	100	0	0	0	0
	Black	6	0	6	0	0	0	0
	Native American	3	0	3	0	0	0	0
	Hispanic	2	0	2	0	0	0	0
Presenting Problem/Diagnosis	Alcohol Abuse	20	0	20	0	0	0	0
	Social Conditions	49	0	49	0	0	0	0
	Substance Related	27	0	27	0	0	0	0
	Deferred/No Diagnosis	15	0	15	0	0	0	0
County of Residence	Logan	9	0	9	0	0	0	0
	Oklahoma	102	0	102	0	0	0	0
Other Indicators	Homeless	1	0	1	0	0	0	0
	SMI (If ever)	4	0	4	0	0	0	0

Notes: The same client may be counted in more than one category, e.g., clients can receive services under more than one contract source, in more than one "County of Residence," or may have multiple "Other Indicators." Please see Definition page for other considerations.

Oklahoma Department of Mental Health and Substance Abuse Services

Counts of Admitted Clients Served by Funding Source for Each Agency During FY1998

EDNA LEE'S RESIDENTIAL CARE

	Total	Funding Source					
		Mental Health	Substance Abuse	Domestic Violence	Residential Care	Medicaid	Other
Total							
Unduplicated Count	53	0	0	0	53	0	0
Sex							
Female	24	0	0	0	24	0	0
Male	29	0	0	0	29	0	0
Age							
21-24	1	0	0	0	1	0	0
25-34	4	0	0	0	4	0	0
35-44	11	0	0	0	11	0	0
45-54	7	0	0	0	7	0	0
55-64	18	0	0	0	18	0	0
65-74	8	0	0	0	8	0	0
75-84	4	0	0	0	4	0	0
Race							
White	45	0	0	0	45	0	0
Black	4	0	0	0	4	0	0
Native American	2	0	0	0	2	0	0
Hispanic	1	0	0	0	1	0	0
Asian	1	0	0	0	1	0	0
Presenting Problem/Diagnosis							
Developmental Disorder	15	0	0	0	15	0	0
Mood Disorder	15	0	0	0	15	0	0
Other Psychotic	5	0	0	0	5	0	0
Social Conditions	8	0	0	0	8	0	0
Deferred/No Diagnosis	10	0	0	0	10	0	0
County of Residence							
Craig	48	0	0	0	48	0	0
Mayes	2	0	0	0	2	0	0
Ottawa	2	0	0	0	2	0	0
Tulsa	1	0	0	0	1	0	0
Other Indicators							
Homeless	1	0	0	0	1	0	0
SMI (If ever)	53	0	0	0	53	0	0

Notes: The same client may be counted in more than one category, e.g., clients can receive services under more than one contract source, in more than one "County of Residence," or may have multiple "Other Indicators." Please see Definition page for other considerations.

Oklahoma Department of Mental Health and Substance Abuse Services

Counts of Admitted Clients Served by Funding Source for Each Agency During FY1998

EDWIN FAIR CMHC

	Total	Funding Source					
		Mental Health	Substance Abuse	Domestic Violence	Residential Care	Medicaid	Other
Total							
Unduplicated Count	2,330	1,599	194	0	0	532	1,352
Sex							
Female	1,274	903	67	0	0	365	720
Male	1,056	696	127	0	0	167	632
Age							
0-04	73	14	0	0	0	0	72
05-17	666	346	10	0	0	11	552
18-20	81	64	14	0	0	10	34
21-24	131	99	18	0	0	35	30
25-34	419	330	45	0	0	122	156
35-44	460	370	70	0	0	143	217
45-54	260	215	26	0	0	87	146
55-64	132	104	9	0	0	60	87
65-74	48	35	1	0	0	22	29
75-84	35	14	1	0	0	22	19
85+	25	8	0	0	0	20	10
Race							
White	1,941	1,374	157	0	0	472	1,123
Black	109	62	5	0	0	23	72
Native American	225	123	27	0	0	30	128
Hispanic	54	40	4	0	0	7	29
Asian	1	0	1	0	0	0	0
Presenting Problem/Diagnosis							
Alcohol Abuse	46	21	27	0	0	6	6
Developmental Disorder	377	169	5	0	0	10	319
Mood Disorder	856	672	58	0	0	259	449
Non Alcohol/Drug Related Organic	23	17	0	0	0	12	8
Other Non-Psychotic	509	319	22	0	0	81	290
Other Psychotic	105	88	4	0	0	48	80
Personality Disorder	7	5	0	0	0	2	2
Schizophrenia	162	128	6	0	0	94	124
Social Conditions	164	139	16	0	0	9	49
Substance Related	80	40	56	0	0	11	24
Deferred/No Diagnosis	1	1	0	0	0	0	1
County of Residence							
Creek	4	4	0	0	0	0	2
Ellis	1	1	0	0	0	0	1
Garfield	2	2	0	0	0	0	1
Grant	6	3	1	0	0	2	2
Harper	1	1	0	0	0	0	1
Hughes	1	1	0	0	0	1	1
Kay	1,135	752	149	0	0	227	627
Lincoln	2	2	0	0	0	1	2
Logan	3	2	0	0	0	1	2
Noble	124	93	4	0	0	37	66
Okmulgee	2	1	0	0	0	2	1
Osage	243	149	9	0	0	60	158
Ottawa	1	0	0	0	0	0	1
Pawnee	143	106	3	0	0	44	81

Notes: The same client may be counted in more than one category, e.g., clients can receive services under more than one contract source, in more than one "County of Residence," or may have multiple "Other Indicators." Please see Definition page for other considerations.

Oklahoma Department of Mental Health and Substance Abuse Services
Counts of Admitted Clients Served by Funding Source for Each Agency During FY1998
EDWIN FAIR CMHC

	Total	Funding Source					
		Mental Health	Substance Abuse	Domestic Violence	Residential Care	Medicaid	Other
Payne	655	476	28	0	0	157	404
Rogers	1	1	0	0	0	0	1
Texas	1	0	0	0	0	0	1
Out of State/Unknown	5	5	0	0	0	0	0
Other Indicators							
Deaf and Hearing Impaired	16	7	0	0	0	6	9
Dual Diagnosis	136	102	44	0	0	55	75
Homeless	54	49	2	0	0	20	22
SED (6-17)	278	156	6	0	0	6	242
SMI (If ever)	907	717	89	0	0	386	554

Notes: The same client may be counted in more than one category, e.g., clients can receive services under more than one contract source, in more than one "County of Residence," or may have multiple "Other Indicators." Please see Definition page for other considerations.

Oklahoma Department of Mental Health and Substance Abuse Services
Counts of Admitted Clients Served by Funding Source for Each Agency During FY1998
EL RENO RESIDENTIAL CARE

	Total	Funding Source					
		Mental Health	Substance Abuse	Domestic Violence	Residential Care	Medicaid	Other
Total							
Unduplicated Count	20	0	0	0	20	0	0
Sex							
Female	10	0	0	0	10	0	0
Male	10	0	0	0	10	0	0
Age							
18-20	1	0	0	0	1	0	0
25-34	2	0	0	0	2	0	0
35-44	2	0	0	0	2	0	0
45-54	2	0	0	0	2	0	0
55-64	7	0	0	0	7	0	0
65-74	5	0	0	0	5	0	0
75-84	1	0	0	0	1	0	0
Race							
White	18	0	0	0	18	0	0
Black	2	0	0	0	2	0	0
Presenting Problem/Diagnosis							
Other Psychotic	2	0	0	0	2	0	0
Social Conditions	17	0	0	0	17	0	0
Deferred/No Diagnosis	1	0	0	0	1	0	0
County of Residence							
Canadian	20	0	0	0	20	0	0
Other Indicators							
SMI (If ever)	20	0	0	0	20	0	0

Notes: The same client may be counted in more than one category, e.g., clients can receive services under more than one contract source, in more than one "County of Residence," or may have multiple "Other Indicators." Please see Definition page for other considerations.

Oklahoma Department of Mental Health and Substance Abuse Services

Counts of Admitted Clients Served by Funding Source for Each Agency During FY1998

ELM TREE HOUSE

	Total	Funding Source					
		Mental Health	Substance Abuse	Domestic Violence	Residential Care	Medicaid	Other
Total							
Unduplicated Count	28	0	0	0	28	0	0
Sex							
Female	7	0	0	0	7	0	0
Male	21	0	0	0	21	0	0
Age							
21-24	1	0	0	0	1	0	0
25-34	1	0	0	0	1	0	0
35-44	8	0	0	0	8	0	0
45-54	7	0	0	0	7	0	0
55-64	4	0	0	0	4	0	0
65-74	6	0	0	0	6	0	0
75-84	1	0	0	0	1	0	0
Race							
White	22	0	0	0	22	0	0
Black	6	0	0	0	6	0	0
Presenting Problem/Diagnosis							
Social Conditions	27	0	0	0	27	0	0
Deferred/No Diagnosis	1	0	0	0	1	0	0
County of Residence							
Oklahoma	28	0	0	0	28	0	0
Other Indicators							
Homeless	1	0	0	0	1	0	0
SMI (If ever)	28	0	0	0	28	0	0

Notes: The same client may be counted in more than one category, e.g., clients can receive services under more than one contract source, in more than one "County of Residence," or may have multiple "Other Indicators." Please see Definition page for other considerations.

Oklahoma Department of Mental Health and Substance Abuse Services

Counts of Admitted Clients Served by Funding Source for Each Agency During FY1998

FAIR OAKS

		Funding Source						
		Total	Mental Health	Substance Abuse	Domestic Violence	Residential Care	Medicaid	Other
Total	Unduplicated Count	15	0	0	0	15	0	0
Sex	Male	15	0	0	0	15	0	0
Age	25-34	2	0	0	0	2	0	0
	35-44	6	0	0	0	6	0	0
	45-54	2	0	0	0	2	0	0
	55-64	3	0	0	0	3	0	0
	75-84	2	0	0	0	2	0	0
Race	White	14	0	0	0	14	0	0
	Native American	1	0	0	0	1	0	0
Presenting Problem/Diagnosis	Mood Disorder	13	0	0	0	13	0	0
	Social Conditions	1	0	0	0	1	0	0
	Deferred/No Diagnosis	1	0	0	0	1	0	0
County of Residence	Choctaw	1	0	0	0	1	0	0
	Craig	4	0	0	0	4	0	0
	Delaware	4	0	0	0	4	0	0
	Mayes	3	0	0	0	3	0	0
	Oklahoma	1	0	0	0	1	0	0
	Rogers	1	0	0	0	1	0	0
	Sequoyah	1	0	0	0	1	0	0
Other Indicators	SMI (If ever)	15	0	0	0	15	0	0

Notes: The same client may be counted in more than one category, e.g., clients can receive services under more than one contract source, in more than one "County of Residence," or may have multiple "Other Indicators." Please see Definition page for other considerations.

Oklahoma Department of Mental Health and Substance Abuse Services

Counts of Admitted Clients Served by Funding Source for Each Agency During FY1998

FAMILY CRISIS & COUNSELING CTR

	Total	Funding Source					
		Mental Health	Substance Abuse	Domestic Violence	Residential Care	Medicaid	Other
Total							
Unduplicated Count	693	0	0	693	0	0	0
Sex							
Female	484	0	0	484	0	0	0
Male	209	0	0	209	0	0	0
Age							
0-04	43	0	0	43	0	0	0
05-17	80	0	0	80	0	0	0
18-20	46	0	0	46	0	0	0
21-24	60	0	0	60	0	0	0
25-34	230	0	0	230	0	0	0
35-44	165	0	0	165	0	0	0
45-54	53	0	0	53	0	0	0
55-64	11	0	0	11	0	0	0
65-74	2	0	0	2	0	0	0
75-84	1	0	0	1	0	0	0
85+	2	0	0	2	0	0	0
Race							
White	557	0	0	557	0	0	0
Black	24	0	0	24	0	0	0
Native American	86	0	0	86	0	0	0
Hispanic	25	0	0	25	0	0	0
Asian	1	0	0	1	0	0	0
Presenting Problem/Diagnosis							
Developmental Disorder	1	0	0	1	0	0	0
Mood Disorder	1	0	0	1	0	0	0
Other Psychotic	1	0	0	1	0	0	0
Social Conditions	685	0	0	685	0	0	0
Deferred/No Diagnosis	5	0	0	5	0	0	0
County of Residence							
Canadian	3	0	0	3	0	0	0
Cherokee	2	0	0	2	0	0	0
Kay	3	0	0	3	0	0	0
Kingfisher	1	0	0	1	0	0	0
Latimer	1	0	0	1	0	0	0
Muskogee	1	0	0	1	0	0	0
Nowata	48	0	0	48	0	0	0
Okfuskee	1	0	0	1	0	0	0
Oklahoma	4	0	0	4	0	0	0
Osage	25	0	0	25	0	0	0
Ottawa	6	0	0	6	0	0	0
Pawnee	2	0	0	2	0	0	0
Payne	1	0	0	1	0	0	0
Rogers	8	0	0	8	0	0	0
Tulsa	2	0	0	2	0	0	0
Washington	563	0	0	563	0	0	0
Out of State/Unknown	22	0	0	22	0	0	0
Other Indicators							
Homeless	77	0	0	77	0	0	0
SMI (If ever)	74	0	0	74	0	0	0

Notes: The same client may be counted in more than one category, e.g., clients can receive services under more than one contract source, in more than one "County of Residence," or may have multiple "Other Indicators." Please see Definition page for other considerations.

Oklahoma Department of Mental Health and Substance Abuse Services

Counts of Admitted Clients Served by Funding Source for Each Agency During FY1998

FAMILY CRISIS CTR, INC.

	Total	Funding Source					
		Mental Health	Substance Abuse	Domestic Violence	Residential Care	Medicaid	Other
Total							
Unduplicated Count	433	0	0	433	0	0	0
Sex							
Female	288	0	0	288	0	0	0
Male	145	0	0	145	0	0	0
Age							
0-04	51	0	0	51	0	0	0
05-17	71	0	0	71	0	0	0
18-20	24	0	0	24	0	0	0
21-24	59	0	0	59	0	0	0
25-34	122	0	0	122	0	0	0
35-44	73	0	0	73	0	0	0
45-54	29	0	0	29	0	0	0
55-64	3	0	0	3	0	0	0
65-74	1	0	0	1	0	0	0
Race							
White	279	0	0	279	0	0	0
Black	22	0	0	22	0	0	0
Native American	118	0	0	118	0	0	0
Hispanic	14	0	0	14	0	0	0
Presenting Problem/Diagnosis							
Developmental Disorder	1	0	0	1	0	0	0
Mood Disorder	1	0	0	1	0	0	0
Social Conditions	424	0	0	424	0	0	0
Deferred/No Diagnosis	7	0	0	7	0	0	0
County of Residence							
Bryan	6	0	0	6	0	0	0
Carter	2	0	0	2	0	0	0
Coal	13	0	0	13	0	0	0
Garvin	48	0	0	48	0	0	0
Grady	3	0	0	3	0	0	0
Haskell	1	0	0	1	0	0	0
Hughes	15	0	0	15	0	0	0
Johnston	3	0	0	3	0	0	0
Marshall	2	0	0	2	0	0	0
McClain	3	0	0	3	0	0	0
Murray	13	0	0	13	0	0	0
Noble	3	0	0	3	0	0	0
Okfuskee	7	0	0	7	0	0	0
Oklahoma	4	0	0	4	0	0	0
Osage	1	0	0	1	0	0	0
Payne	3	0	0	3	0	0	0
Pittsburgh	8	0	0	8	0	0	0
Pontotoc	235	0	0	235	0	0	0
Pottawatomie	13	0	0	13	0	0	0
Rogers	2	0	0	2	0	0	0
Seminole	36	0	0	36	0	0	0
Stephens	3	0	0	3	0	0	0
Tulsa	1	0	0	1	0	0	0
Out of State/Unknown	8	0	0	8	0	0	0

Notes: The same client may be counted in more than one category, e.g., clients can receive services under more than one contract source, in more than one "County of Residence," or may have multiple "Other Indicators." Please see Definition page for other considerations.

Oklahoma Department of Mental Health and Substance Abuse Services
Counts of Admitted Clients Served by Funding Source for Each Agency During FY1998
FAMILY CRISIS CTR, INC.

	Funding Source						
	Total	Mental Health	Substance Abuse	Domestic Violence	Residential Care	Medicaid	Other
Other Indicators							
Deaf and Hearing Impaired	3	0	0	3	0	0	0
Homeless	165	0	0	165	0	0	0
SMI (If ever)	52	0	0	52	0	0	0

Notes: The same client may be counted in more than one category, e.g., clients can receive services under more than one contract source, in more than one "County of Residence," or may have multiple "Other Indicators." Please see Definition page for other considerations.

Oklahoma Department of Mental Health and Substance Abuse Services
Counts of Admitted Clients Served by Funding Source for Each Agency During FY1998
FAMILY RESOURCE CENTER

		Funding Source						
		Total	Mental Health	Substance Abuse	Domestic Violence	Residential Care	Medicaid	Other
Total	Unduplicated Count	2	0	0	2	0	0	0
Sex	Female	2	0	0	2	0	0	0
Age	0-04	1	0	0	1	0	0	0
	21-24	1	0	0	1	0	0	0
Race	White	2	0	0	2	0	0	0
Presenting Problem/Diagnosis	Social Conditions	2	0	0	2	0	0	0
County of Residence	Seminole	2	0	0	2	0	0	0

Notes: The same client may be counted in more than one category, e.g., clients can receive services under more than one contract source, in more than one "County of Residence," or may have multiple "Other Indicators." Please see Definition page for other considerations.

Oklahoma Department of Mental Health and Substance Abuse Services

Counts of Admitted Clients Served by Funding Source for Each Agency During FY1998

FAMILY SHELTER

	Total	Funding Source					
		Mental Health	Substance Abuse	Domestic Violence	Residential Care	Medicaid	Other
Total							
Unduplicated Count	199	0	0	199	0	0	0
Sex							
Female	151	0	0	151	0	0	0
Male	48	0	0	48	0	0	0
Age							
0-04	45	0	0	45	0	0	0
05-17	35	0	0	35	0	0	0
18-20	9	0	0	9	0	0	0
21-24	22	0	0	22	0	0	0
25-34	38	0	0	38	0	0	0
35-44	37	0	0	37	0	0	0
45-54	9	0	0	9	0	0	0
55-64	4	0	0	4	0	0	0
Race							
White	155	0	0	155	0	0	0
Black	18	0	0	18	0	0	0
Native American	14	0	0	14	0	0	0
Hispanic	9	0	0	9	0	0	0
Asian	3	0	0	3	0	0	0
Presenting Problem/Diagnosis							
Alcohol Abuse	1	0	0	1	0	0	0
Social Conditions	196	0	0	196	0	0	0
Deferred/No Diagnosis	2	0	0	2	0	0	0
County of Residence							
Bryan	3	0	0	3	0	0	0
Carter	135	0	0	135	0	0	0
Comanche	1	0	0	1	0	0	0
Creek	1	0	0	1	0	0	0
Delaware	1	0	0	1	0	0	0
Jefferson	3	0	0	3	0	0	0
Johnston	3	0	0	3	0	0	0
Love	16	0	0	16	0	0	0
Marshall	6	0	0	6	0	0	0
Murray	1	0	0	1	0	0	0
Oklahoma	5	0	0	5	0	0	0
Pontotoc	2	0	0	2	0	0	0
Seminole	2	0	0	2	0	0	0
Stephens	5	0	0	5	0	0	0
Tulsa	2	0	0	2	0	0	0
Out of State/Unknown	13	0	0	13	0	0	0
Other Indicators							
Deaf and Hearing Impaired	1	0	0	1	0	0	0
Homeless	137	0	0	137	0	0	0
SMI (If ever)	12	0	0	12	0	0	0

Notes: The same client may be counted in more than one category, e.g., clients can receive services under more than one contract source, in more than one "County of Residence," or may have multiple "Other Indicators." Please see Definition page for other considerations.

Oklahoma Department of Mental Health and Substance Abuse Services

Counts of Admitted Clients Served by Funding Source for Each Agency During FY1998

FIRST WINGS OF FREEDOM

	Total	Funding Source					
		Mental Health	Substance Abuse	Domestic Violence	Residential Care	Medicaid	Other
Total							
Unduplicated Count	207	0	207	0	0	0	0
Sex							
Female	139	0	139	0	0	0	0
Male	68	0	68	0	0	0	0
Age							
0-04	68	0	68	0	0	0	0
05-17	54	0	54	0	0	0	0
18-20	4	0	4	0	0	0	0
21-24	14	0	14	0	0	0	0
25-34	51	0	51	0	0	0	0
35-44	16	0	16	0	0	0	0
Race							
White	104	0	104	0	0	0	0
Black	80	0	80	0	0	0	0
Native American	17	0	17	0	0	0	0
Hispanic	6	0	6	0	0	0	0
Presenting Problem/Diagnosis							
Alcohol Abuse	4	0	4	0	0	0	0
Social Conditions	66	0	66	0	0	0	0
Substance Related	79	0	79	0	0	0	0
Deferred/No Diagnosis	58	0	58	0	0	0	0
County of Residence							
Caddo	4	0	4	0	0	0	0
Carter	2	0	2	0	0	0	0
Choctaw	1	0	1	0	0	0	0
Craig	5	0	5	0	0	0	0
Creek	1	0	1	0	0	0	0
Delaware	3	0	3	0	0	0	0
Harper	2	0	2	0	0	0	0
Muskogee	13	0	13	0	0	0	0
Nowata	3	0	3	0	0	0	0
Oklahoma	14	0	14	0	0	0	0
Osage	5	0	5	0	0	0	0
Payne	6	0	6	0	0	0	0
Pontotoc	3	0	3	0	0	0	0
Pushmataha	3	0	3	0	0	0	0
Rogers	3	0	3	0	0	0	0
Tulsa	136	0	136	0	0	0	0
Out of State/Unknown	3	0	3	0	0	0	0
Other Indicators							
Deaf and Hearing Impaired	1	0	1	0	0	0	0
Homeless	38	0	38	0	0	0	0
SMI (If ever)	23	0	23	0	0	0	0

Notes: The same client may be counted in more than one category, e.g., clients can receive services under more than one contract source, in more than one "County of Residence," or may have multiple "Other Indicators." Please see Definition page for other considerations.

Oklahoma Department of Mental Health and Substance Abuse Services

Counts of Admitted Clients Served by Funding Source for Each Agency During FY1998

GATEWAY TO PREVENTION/RECOVERY

	Total	Funding Source					
		Mental Health	Substance Abuse	Domestic Violence	Residential Care	Medicaid	Other
Total							
Unduplicated Count	285	0	261	0	0	20	40
Sex							
Female	109	0	101	0	0	12	8
Male	176	0	160	0	0	8	32
Age							
05-17	43	0	36	0	0	2	12
18-20	14	0	13	0	0	0	5
21-24	23	0	23	0	0	1	3
25-34	88	0	82	0	0	9	6
35-44	79	0	72	0	0	7	7
45-54	25	0	23	0	0	1	5
55-64	7	0	6	0	0	0	2
65-74	6	0	6	0	0	0	0
Race							
White	207	0	191	0	0	12	27
Black	14	0	10	0	0	4	3
Native American	55	0	52	0	0	3	10
Hispanic	9	0	8	0	0	1	0
Presenting Problem/Diagnosis							
Alcohol Abuse	118	0	104	0	0	8	23
Social Conditions	61	0	59	0	0	2	3
Substance Related	95	0	87	0	0	10	14
Deferred/No Diagnosis	11	0	11	0	0	0	0
County of Residence							
Cleveland	2	0	2	0	0	0	0
LeFlore	1	0	1	0	0	0	0
Lincoln	36	0	32	0	0	4	4
Okfuskee	26	0	25	0	0	1	0
Oklahoma	10	0	9	0	0	1	2
Okmulgee	1	0	1	0	0	0	0
Pittsburgh	1	0	1	0	0	1	0
Pottawatomie	200	0	182	0	0	13	34
Seminole	8	0	8	0	0	0	0
Other Indicators							
Deaf and Hearing Impaired	1	0	1	0	0	0	0
SMI (If ever)	30	0	24	0	0	7	4

Notes: The same client may be counted in more than one category, e.g., clients can receive services under more than one contract source, in more than one "County of Residence," or may have multiple "Other Indicators." Please see Definition page for other considerations.

Oklahoma Department of Mental Health and Substance Abuse Services
Counts of Admitted Clients Served by Funding Source for Each Agency During FY1998
GOLDEN YEARS

	Total	Funding Source					
		Mental Health	Substance Abuse	Domestic Violence	Residential Care	Medicaid	Other
Total							
Unduplicated Count	19	0	0	0	19	0	0
Sex							
Female	7	0	0	0	7	0	0
Male	12	0	0	0	12	0	0
Age							
18-20	1	0	0	0	1	0	0
21-24	3	0	0	0	3	0	0
25-34	3	0	0	0	3	0	0
35-44	5	0	0	0	5	0	0
45-54	4	0	0	0	4	0	0
55-64	3	0	0	0	3	0	0
Race							
White	16	0	0	0	16	0	0
Black	1	0	0	0	1	0	0
Native American	1	0	0	0	1	0	0
Hispanic	1	0	0	0	1	0	0
Presenting Problem/Diagnosis							
Developmental Disorder	3	0	0	0	3	0	0
Mood Disorder	16	0	0	0	16	0	0
County of Residence							
Cleveland	6	0	0	0	6	0	0
Coal	1	0	0	0	1	0	0
Comanche	5	0	0	0	5	0	0
Seminole	7	0	0	0	7	0	0
Other Indicators							
SMI (If ever)	19	0	0	0	19	0	0

Notes: The same client may be counted in more than one category, e.g., clients can receive services under more than one contract source, in more than one "County of Residence," or may have multiple "Other Indicators." Please see Definition page for other considerations.

Oklahoma Department of Mental Health and Substance Abuse Services

Counts of Admitted Clients Served by Funding Source for Each Agency During FY1998

GRAND LAKE M.H.C.

	Total	Funding Source					
		Mental Health	Substance Abuse	Domestic Violence	Residential Care	Medicaid	Other
Total							
Unduplicated Count	2,701	1,823	0	0	0	835	1,139
Sex							
Female	1,381	901	0	0	0	512	506
Male	1,320	922	0	0	0	323	633
Age							
0-04	42	17	0	0	0	0	30
05-17	756	501	0	0	0	5	476
18-20	102	87	0	0	0	3	31
21-24	113	80	0	0	0	45	13
25-34	411	290	0	0	0	186	72
35-44	530	393	0	0	0	220	162
45-54	344	242	0	0	0	139	130
55-64	241	146	0	0	0	125	124
65-74	87	40	0	0	0	55	64
75-84	54	23	0	0	0	37	29
85+	21	4	0	0	0	20	8
Race							
White	2,137	1,446	0	0	0	676	890
Black	108	69	0	0	0	49	54
Native American	400	268	0	0	0	98	166
Hispanic	52	37	0	0	0	10	28
Asian	4	3	0	0	0	2	1
Presenting Problem/Diagnosis							
Alcohol Abuse	17	14	0	0	0	1	2
Developmental Disorder	333	214	0	0	0	13	206
Mood Disorder	1,123	826	0	0	0	325	355
Non Alcohol/Drug Related Organic	44	19	0	0	0	29	14
Other Non-Psychotic	434	249	0	0	0	96	211
Other Psychotic	187	126	0	0	0	91	67
Personality Disorder	30	25	0	0	0	10	5
Schizophrenia	463	299	0	0	0	262	259
Social Conditions	22	9	0	0	0	1	16
Substance Related	46	41	0	0	0	6	4
Deferred/No Diagnosis	2	1	0	0	0	1	0
County of Residence							
Beaver	1	1	0	0	0	1	0
Blaine	1	1	0	0	0	0	1
Bryan	1	0	0	0	0	0	1
Craig	421	254	0	0	0	201	211
Delaware	374	211	0	0	0	85	200
Dewey	1	1	0	0	0	0	1
LeFlore	2	2	0	0	0	0	0
Marshall	1	1	0	0	0	0	0
Mayes	342	222	0	0	0	117	123
Nowata	104	73	0	0	0	36	33
Okfuskee	4	3	0	0	0	2	1
Osage	13	13	0	0	0	2	3
Ottawa	401	227	0	0	0	103	189
Rogers	375	293	0	0	0	102	135

Notes: The same client may be counted in more than one category, e.g., clients can receive services under more than one contract source, in more than one "County of Residence," or may have multiple "Other Indicators." Please see Definition page for other considerations.

Oklahoma Department of Mental Health and Substance Abuse Services
Counts of Admitted Clients Served by Funding Source for Each Agency During FY1998
GRAND LAKE M.H.C.

	Funding Source					
	Total	Mental Health	Substance Abuse	Domestic Violence	Residential Care	Medicaid Other
Tulsa	9	7	0	0	0	1 2
Wagoner	1	1	0	0	0	0 0
Washington	641	507	0	0	0	185 236
Out of State/Unknown	9	6	0	0	0	0 3
Other Indicators						
Deaf and Hearing Impaired	18	5	0	0	0	14 10
Dual Diagnosis	299	241	0	0	0	98 72
Homeless	45	39	0	0	0	10 5
SED (6-17)	403	280	0	0	0	3 258
SMI (If ever)	1,501	1,008	0	0	0	723 547

Notes: The same client may be counted in more than one category, e.g., clients can receive services under more than one contract source, in more than one "County of Residence," or may have multiple "Other Indicators." Please see Definition page for other considerations.

Oklahoma Department of Mental Health and Substance Abuse Services
Counts of Admitted Clients Served by Funding Source for Each Agency During FY1998
GREEN ACRES

	Total	Funding Source					
		Mental Health	Substance Abuse	Domestic Violence	Residential Care	Medicaid	Other
Total							
Unduplicated Count	31	0	0	0	31	0	0
Sex							
Female	12	0	0	0	12	0	0
Male	19	0	0	0	19	0	0
Age							
25-34	1	0	0	0	1	0	0
35-44	3	0	0	0	3	0	0
45-54	15	0	0	0	15	0	0
55-64	7	0	0	0	7	0	0
65-74	5	0	0	0	5	0	0
Race							
White	24	0	0	0	24	0	0
Black	2	0	0	0	2	0	0
Native American	5	0	0	0	5	0	0
Presenting Problem/Diagnosis							
Developmental Disorder	4	0	0	0	4	0	0
Mood Disorder	2	0	0	0	2	0	0
Other Psychotic	4	0	0	0	4	0	0
Social Conditions	21	0	0	0	21	0	0
County of Residence							
Cherokee	25	0	0	0	25	0	0
Delaware	6	0	0	0	6	0	0
Other Indicators							
Homeless	1	0	0	0	1	0	0
SMI (If ever)	31	0	0	0	31	0	0

Notes: The same client may be counted in more than one category, e.g., clients can receive services under more than one contract source, in more than one "County of Residence," or may have multiple "Other Indicators." Please see Definition page for other considerations.

Oklahoma Department of Mental Health and Substance Abuse Services

Counts of Admitted Clients Served by Funding Source for Each Agency During FY1998

GREEN COUNTRY BEHAVIORAL HEALTH SERVICES

	Total	Funding Source					
		Mental Health	Substance Abuse	Domestic Violence	Residential Care	Medicaid	Other
Total							
Unduplicated Count	1,939	1,272	116	0	33	441	600
Sex							
Female	1,057	637	86	0	13	286	341
Male	882	635	30	0	20	155	259
Age							
0-04	81	15	5	0	0	2	66
05-17	676	369	27	0	0	25	362
18-20	72	65	4	0	0	12	10
21-24	102	80	15	0	0	35	6
25-34	327	253	39	0	2	100	38
35-44	329	250	22	0	7	120	39
45-54	199	143	4	0	10	79	38
55-64	112	73	0	0	10	47	28
65-74	33	19	0	0	3	17	11
75-84	6	3	0	0	1	3	1
85+	2	2	0	0	0	1	1
Race							
White	1,353	967	80	0	20	306	336
Black	432	204	24	0	10	108	214
Native American	126	85	12	0	3	25	38
Hispanic	25	14	0	0	0	2	11
Asian	3	2	0	0	0	0	1
Presenting Problem/Diagnosis							
Alcohol Abuse	48	33	20	0	0	15	4
Developmental Disorder	301	156	12	0	0	19	165
Mood Disorder	632	489	10	0	6	183	121
Non Alcohol/Drug Related Organic	14	11	0	0	1	6	3
Other Non-Psychotic	436	240	20	0	1	46	213
Other Psychotic	69	49	1	0	7	31	14
Personality Disorder	9	6	1	0	0	4	0
Schizophrenia	139	70	0	0	17	93	47
Social Conditions	201	163	11	0	0	23	28
Substance Related	86	51	41	0	1	21	4
Deferred/No Diagnosis	4	4	0	0	0	0	1
County of Residence							
Adair	2	2	0	0	0	0	0
Cherokee	4	4	0	0	0	2	1
Delaware	1	1	0	0	0	0	0
Grady	1	0	1	0	0	1	0
Haskell	5	5	0	0	0	2	1
Lincoln	1	0	0	0	0	0	1
Major	2	0	0	0	0	0	2
McClain	1	1	0	0	0	1	0
McIntosh	193	140	4	0	1	66	45
Muskogee	1,447	1,070	100	0	32	358	317
Oklahoma	1	1	0	0	0	0	0
Okmulgee	4	0	1	0	0	1	2
Pittsburgh	31	6	0	0	0	1	26
Rogers	1	0	0	0	0	0	1

Notes: The same client may be counted in more than one category, e.g., clients can receive services under more than one contract source, in more than one "County of Residence," or may have multiple "Other Indicators." Please see Definition page for other considerations.

Oklahoma Department of Mental Health and Substance Abuse Services
Counts of Admitted Clients Served by Funding Source for Each Agency During FY1998
GREEN COUNTRY BEHAVIORAL HEALTH SERVICES

	Funding Source						
	Total	Mental Health	Substance Abuse	Domestic Violence	Residential Care	Medicaid	Other
Sequoyah	4	2	1	0	0	2	0
Tulsa	230	33	7	0	0	6	201
Wagoner	7	3	2	0	0	1	3
Out of State/Unknown	4	4	0	0	0	0	0
Other Indicators							
Deaf and Hearing Impaired	10	8	1	0	0	2	1
Dual Diagnosis	119	92	5	0	3	45	21
Homeless	90	44	18	0	0	21	27
SED (6-17)	481	268	9	0	0	19	265
SMI (If ever)	916	670	42	0	33	362	164

Notes: The same client may be counted in more than one category, e.g., clients can receive services under more than one contract source, in more than one "County of Residence," or may have multiple "Other Indicators." Please see Definition page for other considerations.

Oklahoma Department of Mental Health and Substance Abuse Services

Counts of Admitted Clients Served by Funding Source for Each Agency During FY1998

GRIFFIN MEMORIAL HOSPITAL

	Total	Funding Source					
		Mental Health	Substance Abuse	Domestic Violence	Residential Care	Medicaid	Other
Total							
Unduplicated Count	1,292	1,292	0	0	0	0	0
Sex							
Female	526	526	0	0	0	0	0
Male	766	766	0	0	0	0	0
Age							
05-17	7	7	0	0	0	0	0
18-20	59	59	0	0	0	0	0
21-24	104	104	0	0	0	0	0
25-34	368	368	0	0	0	0	0
35-44	394	394	0	0	0	0	0
45-54	200	200	0	0	0	0	0
55-64	87	87	0	0	0	0	0
65-74	56	56	0	0	0	0	0
75-84	13	13	0	0	0	0	0
85+	4	4	0	0	0	0	0
Race							
White	981	981	0	0	0	0	0
Black	211	211	0	0	0	0	0
Native American	60	60	0	0	0	0	0
Hispanic	32	32	0	0	0	0	0
Asian	8	8	0	0	0	0	0
Presenting Problem/Diagnosis							
Alcohol Abuse	52	52	0	0	0	0	0
Developmental Disorder	7	7	0	0	0	0	0
Mood Disorder	406	406	0	0	0	0	0
Non Alcohol/Drug Related Organic	25	25	0	0	0	0	0
Other Non-Psychotic	45	45	0	0	0	0	0
Other Psychotic	404	404	0	0	0	0	0
Personality Disorder	2	2	0	0	0	0	0
Schizophrenia	270	270	0	0	0	0	0
Social Conditions	4	4	0	0	0	0	0
Substance Related	74	74	0	0	0	0	0
Deferred/No Diagnosis	3	3	0	0	0	0	0
County of Residence							
Beaver	1	1	0	0	0	0	0
Beckham	1	1	0	0	0	0	0
Bryan	30	30	0	0	0	0	0
Caddo	3	3	0	0	0	0	0
Canadian	17	17	0	0	0	0	0
Carter	55	55	0	0	0	0	0
Cherokee	1	1	0	0	0	0	0
Choctaw	2	2	0	0	0	0	0
Cleveland	195	195	0	0	0	0	0
Coal	2	2	0	0	0	0	0
Comanche	1	1	0	0	0	0	0
Craig	3	3	0	0	0	0	0
Creek	2	2	0	0	0	0	0
Custer	1	1	0	0	0	0	0
Delaware	3	3	0	0	0	0	0

Notes: The same client may be counted in more than one category, e.g., clients can receive services under more than one contract source, in more than one "County of Residence," or may have multiple "Other Indicators." Please see Definition page for other considerations.

Oklahoma Department of Mental Health and Substance Abuse Services

Counts of Admitted Clients Served by Funding Source for Each Agency During FY1998

GRIFFIN MEMORIAL HOSPITAL

	Funding Source						
	Total	Mental Health	Substance Abuse	Domestic Violence	Residential Care	Medicaid	Other
Garfield	2	2	0	0	0	0	0
Garvin	38	38	0	0	0	0	0
Grady	36	36	0	0	0	0	0
Greer	1	1	0	0	0	0	0
Hughes	2	2	0	0	0	0	0
Jackson	1	1	0	0	0	0	0
Johnston	11	11	0	0	0	0	0
Kay	6	6	0	0	0	0	0
Kingfisher	2	2	0	0	0	0	0
Kiowa	1	1	0	0	0	0	0
Latimer	2	2	0	0	0	0	0
LeFlore	1	1	0	0	0	0	0
Lincoln	23	23	0	0	0	0	0
Logan	12	12	0	0	0	0	0
Love	5	5	0	0	0	0	0
Major	1	1	0	0	0	0	0
Marshall	9	9	0	0	0	0	0
Mayes	1	1	0	0	0	0	0
McClain	22	22	0	0	0	0	0
McCurtain	1	1	0	0	0	0	0
McIntosh	1	1	0	0	0	0	0
Murray	20	20	0	0	0	0	0
Muskogee	7	7	0	0	0	0	0
Noble	2	2	0	0	0	0	0
Okfuskee	18	18	0	0	0	0	0
Oklahoma	566	566	0	0	0	0	0
Okmulgee	2	2	0	0	0	0	0
Osage	4	4	0	0	0	0	0
Ottawa	2	2	0	0	0	0	0
Pawnee	3	3	0	0	0	0	0
Payne	1	1	0	0	0	0	0
Pontotoc	44	44	0	0	0	0	0
Pottawatomie	50	50	0	0	0	0	0
Pushmataha	5	5	0	0	0	0	0
Seminole	27	27	0	0	0	0	0
Sequoyah	1	1	0	0	0	0	0
Stephens	1	1	0	0	0	0	0
Tulsa	18	18	0	0	0	0	0
Wagoner	1	1	0	0	0	0	0
Washington	1	1	0	0	0	0	0
Woods	1	1	0	0	0	0	0
Out of State/Unknown	23	23	0	0	0	0	0
Other Indicators							
Deaf and Hearing Impaired	17	17	0	0	0	0	0
Dual Diagnosis	350	350	0	0	0	0	0
Homeless	206	206	0	0	0	0	0
SMI (If ever)	1,207	1,207	0	0	0	0	0

Notes: The same client may be counted in more than one category, e.g., clients can receive services under more than one contract source, in more than one "County of Residence," or may have multiple "Other Indicators." Please see Definition page for other considerations.

Oklahoma Department of Mental Health and Substance Abuse Services
Counts of Admitted Clients Served by Funding Source for Each Agency During FY1998
HAV-TAPINC DBA, THE HARBOR

	Total	Funding Source					
		Mental Health	Substance Abuse	Domestic Violence	Residential Care	Medicaid	Other
Total							
Unduplicated Count	62	0	0	0	62	0	0
Sex							
Female	19	0	0	0	19	0	0
Male	43	0	0	0	43	0	0
Age							
18-20	1	0	0	0	1	0	0
21-24	1	0	0	0	1	0	0
25-34	8	0	0	0	8	0	0
35-44	23	0	0	0	23	0	0
45-54	19	0	0	0	19	0	0
55-64	7	0	0	0	7	0	0
65-74	3	0	0	0	3	0	0
Race							
White	44	0	0	0	44	0	0
Black	16	0	0	0	16	0	0
Native American	1	0	0	0	1	0	0
Hispanic	1	0	0	0	1	0	0
Presenting Problem/Diagnosis							
Alcohol Abuse	1	0	0	0	1	0	0
Mood Disorder	28	0	0	0	28	0	0
Other Psychotic	27	0	0	0	27	0	0
Social Conditions	1	0	0	0	1	0	0
Substance Related	1	0	0	0	1	0	0
Deferred/No Diagnosis	4	0	0	0	4	0	0
County of Residence							
Canadian	2	0	0	0	2	0	0
Cleveland	10	0	0	0	10	0	0
Custer	1	0	0	0	1	0	0
Oklahoma	49	0	0	0	49	0	0
Other Indicators							
Deaf and Hearing Impaired	1	0	0	0	1	0	0
Homeless	1	0	0	0	1	0	0
SMI (If ever)	61	0	0	0	61	0	0

Notes: The same client may be counted in more than one category, e.g., clients can receive services under more than one contract source, in more than one "County of Residence," or may have multiple "Other Indicators." Please see Definition page for other considerations.

Oklahoma Department of Mental Health and Substance Abuse Services

Counts of Admitted Clients Served by Funding Source for Each Agency During FY1998

HELP-IN-CRISIS, INC.

		Funding Source						
		Total	Mental Health	Substance Abuse	Domestic Violence	Residential Care	Medicaid	Other
Total	Unduplicated Count	320	0	0	320	0	0	0
Sex	Female	249	0	0	249	0	0	0
	Male	71	0	0	71	0	0	0
Age	0-04	45	0	0	45	0	0	0
	05-17	110	0	0	110	0	0	0
	18-20	20	0	0	20	0	0	0
	21-24	17	0	0	17	0	0	0
	25-34	66	0	0	66	0	0	0
	35-44	46	0	0	46	0	0	0
	45-54	11	0	0	11	0	0	0
	55-64	3	0	0	3	0	0	0
	65-74	2	0	0	2	0	0	0
Race	White	148	0	0	148	0	0	0
	Black	10	0	0	10	0	0	0
	Native American	154	0	0	154	0	0	0
	Hispanic	6	0	0	6	0	0	0
	Asian	2	0	0	2	0	0	0
Presenting Problem/Diagnosis	Mood Disorder	1	0	0	1	0	0	0
	Social Conditions	317	0	0	317	0	0	0
	Deferred/No Diagnosis	2	0	0	2	0	0	0
County of Residence	Adair	73	0	0	73	0	0	0
	Cherokee	149	0	0	149	0	0	0
	Cleveland	1	0	0	1	0	0	0
	Craig	5	0	0	5	0	0	0
	Custer	5	0	0	5	0	0	0
	Delaware	7	0	0	7	0	0	0
	Garfield	3	0	0	3	0	0	0
	Hughes	1	0	0	1	0	0	0
	LeFlore	1	0	0	1	0	0	0
	Mayes	2	0	0	2	0	0	0
	Muskogee	7	0	0	7	0	0	0
	Okmulgee	4	0	0	4	0	0	0
	Osage	1	0	0	1	0	0	0
	Pontotoc	1	0	0	1	0	0	0
	Sequoyah	10	0	0	10	0	0	0
	Tulsa	5	0	0	5	0	0	0
	Wagoner	28	0	0	28	0	0	0
	Out of State/Unknown	17	0	0	17	0	0	0
Other Indicators	Homeless	150	0	0	150	0	0	0
	SMI (If ever)	35	0	0	35	0	0	0

Notes: The same client may be counted in more than one category, e.g., clients can receive services under more than one contract source, in more than one "County of Residence," or may have multiple "Other Indicators." Please see Definition page for other considerations.

Oklahoma Department of Mental Health and Substance Abuse Services
Counts of Admitted Clients Served by Funding Source for Each Agency During FY1998
HIGH CEDAR RESIDENTIAL CARE

		Funding Source						
		Total	Mental Health	Substance Abuse	Domestic Violence	Residential Care	Medicaid	Other
Total	Unduplicated Count	23	0	0	0	23	0	0
Sex	Female	7	0	0	0	7	0	0
	Male	16	0	0	0	16	0	0
Age	25-34	3	0	0	0	3	0	0
	35-44	6	0	0	0	6	0	0
	45-54	9	0	0	0	9	0	0
	55-64	3	0	0	0	3	0	0
	65-74	1	0	0	0	1	0	0
	75-84	1	0	0	0	1	0	0
Race	White	21	0	0	0	21	0	0
	Native American	1	0	0	0	1	0	0
	Hispanic	1	0	0	0	1	0	0
Presenting Problem/Diagnosis	Developmental Disorder	2	0	0	0	2	0	0
	Mood Disorder	17	0	0	0	17	0	0
	Other Psychotic	4	0	0	0	4	0	0
County of Residence	Canadian	1	0	0	0	1	0	0
	Carter	1	0	0	0	1	0	0
	Cleveland	12	0	0	0	12	0	0
	Craig	1	0	0	0	1	0	0
	Noble	7	0	0	0	7	0	0
	Wagoner	1	0	0	0	1	0	0
Other Indicators	SMI (If ever)	23	0	0	0	23	0	0

Notes: The same client may be counted in more than one category, e.g., clients can receive services under more than one contract source, in more than one "County of Residence," or may have multiple "Other Indicators." Please see Definition page for other considerations.

Oklahoma Department of Mental Health and Substance Abuse Services

Counts of Admitted Clients Served by Funding Source for Each Agency During FY1998

HIV RESOURCE CONSORTIUM

	Total	Funding Source					
		Mental Health	Substance Abuse	Domestic Violence	Residential Care	Medicaid	Other
Total							
Unduplicated Count	303	0	303	0	0	0	0
Sex							
Female	53	0	53	0	0	0	0
Male	250	0	250	0	0	0	0
Age							
0-04	1	0	1	0	0	0	0
21-24	12	0	12	0	0	0	0
25-34	115	0	115	0	0	0	0
35-44	133	0	133	0	0	0	0
45-54	39	0	39	0	0	0	0
55-64	3	0	3	0	0	0	0
Race							
White	223	0	223	0	0	0	0
Black	46	0	46	0	0	0	0
Native American	21	0	21	0	0	0	0
Hispanic	11	0	11	0	0	0	0
Asian	2	0	2	0	0	0	0
Presenting Problem/Diagnosis							
Alcohol Abuse	30	0	30	0	0	0	0
Developmental Disorder	1	0	1	0	0	0	0
Mood Disorder	8	0	8	0	0	0	0
Other Psychotic	1	0	1	0	0	0	0
Social Conditions	1	0	1	0	0	0	0
Substance Related	27	0	27	0	0	0	0
Deferred/No Diagnosis	235	0	235	0	0	0	0
County of Residence							
Adair	2	0	2	0	0	0	0
Cherokee	5	0	5	0	0	0	0
Craig	1	0	1	0	0	0	0
Creek	11	0	11	0	0	0	0
Delaware	3	0	3	0	0	0	0
Haskell	3	0	3	0	0	0	0
LeFlore	3	0	3	0	0	0	0
Mayes	1	0	1	0	0	0	0
McIntosh	2	0	2	0	0	0	0
Muskogee	12	0	12	0	0	0	0
Okfuskee	1	0	1	0	0	0	0
Oklahoma	1	0	1	0	0	0	0
Okmulgee	2	0	2	0	0	0	0
Osage	5	0	5	0	0	0	0
Ottawa	1	0	1	0	0	0	0
Pawnee	2	0	2	0	0	0	0
Payne	4	0	4	0	0	0	0
Pittsburgh	2	0	2	0	0	0	0
Rogers	9	0	9	0	0	0	0
Sequoyah	5	0	5	0	0	0	0
Tulsa	218	0	218	0	0	0	0
Wagoner	7	0	7	0	0	0	0
Washington	3	0	3	0	0	0	0

Notes: The same client may be counted in more than one category, e.g., clients can receive services under more than one contract source, in more than one "County of Residence," or may have multiple "Other Indicators." Please see Definition page for other considerations.

Oklahoma Department of Mental Health and Substance Abuse Services
 Counts of Admitted Clients Served by Funding Source for Each Agency During FY1998
HIV RESOURCE CONSORTIUM

	Funding Source						
	Total	Mental Health	Substance Abuse	Domestic Violence	Residential Care	Medicaid	Other
Other Indicators							
Homeless	10	0	10	0	0	0	0
SMI (If ever)	50	0	50	0	0	0	0

Notes: The same client may be counted in more than one category, e.g., clients can receive services under more than one contract source, in more than one "County of Residence," or may have multiple "Other Indicators." Please see Definition page for other considerations.

Oklahoma Department of Mental Health and Substance Abuse Services

Counts of Admitted Clients Served by Funding Source for Each Agency During FY1998

HOMINY HEALTH SRVCS CTR INC.

	Total	Funding Source					
		Mental Health	Substance Abuse	Domestic Violence	Residential Care	Medicaid	Other
Total							
Unduplicated Count	105	35	90	0	0	0	2
Sex							
Female	66	27	55	0	0	0	2
Male	39	8	35	0	0	0	0
Age							
05-17	9	3	7	0	0	0	0
18-20	8	1	7	0	0	0	0
21-24	9	2	8	0	0	0	0
25-34	27	7	22	0	0	0	1
35-44	25	8	22	0	0	0	0
45-54	14	7	12	0	0	0	1
55-64	5	3	5	0	0	0	0
65-74	8	4	7	0	0	0	0
Race							
White	78	29	65	0	0	0	1
Black	1	1	1	0	0	0	1
Native American	24	5	22	0	0	0	0
Hispanic	2	0	2	0	0	0	0
Presenting Problem/Diagnosis							
Alcohol Abuse	20	3	20	0	0	0	1
Developmental Disorder	1	1	1	0	0	0	0
Mood Disorder	10	4	8	0	0	0	1
Other Non-Psychotic	22	9	16	0	0	0	0
Personality Disorder	8	4	8	0	0	0	0
Schizophrenia	3	2	1	0	0	0	0
Social Conditions	20	10	15	0	0	0	0
Substance Related	21	2	21	0	0	0	0
County of Residence							
Osage	71	19	63	0	0	0	2
Pawnee	34	16	27	0	0	0	0
Other Indicators							
Dual Diagnosis	7	2	7	0	0	0	1
SMI (If ever)	17	5	15	0	0	0	2

Notes: The same client may be counted in more than one category, e.g., clients can receive services under more than one contract source, in more than one "County of Residence," or may have multiple "Other Indicators." Please see Definition page for other considerations.

Oklahoma Department of Mental Health and Substance Abuse Services

Counts of Admitted Clients Served by Funding Source for Each Agency During FY1998

HOPE COMMUNITY SERVICES, INC.

	Total	Funding Source					
		Mental Health	Substance Abuse	Domestic Violence	Residential Care	Medicaid	Other
Total							
Unduplicated Count	1,237	1,018	0	0	0	411	372
Sex							
Female	727	582	0	0	0	268	208
Male	510	436	0	0	0	143	164
Age							
0-04	6	5	0	0	0	1	5
05-17	229	190	0	0	0	18	116
18-20	26	25	0	0	0	6	7
21-24	41	39	0	0	0	10	4
25-34	221	198	0	0	0	80	38
35-44	313	263	0	0	0	119	78
45-54	231	187	0	0	0	106	55
55-64	111	77	0	0	0	41	45
65-74	48	27	0	0	0	25	20
75-84	9	5	0	0	0	5	3
85+	2	2	0	0	0	0	1
Race							
White	994	821	0	0	0	328	298
Black	144	112	0	0	0	59	42
Native American	39	35	0	0	0	6	13
Hispanic	47	39	0	0	0	15	18
Asian	13	11	0	0	0	3	1
Presenting Problem/Diagnosis							
Alcohol Abuse	2	2	0	0	0	0	0
Developmental Disorder	80	59	0	0	0	12	52
Mood Disorder	530	463	0	0	0	136	131
Non Alcohol/Drug Related Organic	12	5	0	0	0	9	3
Other Non-Psychotic	154	139	0	0	0	30	49
Other Psychotic	142	119	0	0	0	62	35
Personality Disorder	4	4	0	0	0	2	2
Schizophrenia	287	208	0	0	0	156	90
Social Conditions	23	18	0	0	0	3	9
Substance Related	3	1	0	0	0	1	1
County of Residence							
Beckham	1	0	0	0	0	1	0
Cleveland	2	2	0	0	0	0	0
Creek	1	1	0	0	0	1	0
Custer	1	1	0	0	0	0	1
Kingfisher	1	1	0	0	0	0	1
Murray	1	1	0	0	0	0	0
Oklahoma	1,230	1,012	0	0	0	409	370
Other Indicators							
Deaf and Hearing Impaired	10	9	0	0	0	4	3
Dual Diagnosis	223	188	0	0	0	83	42
Homeless	41	40	0	0	0	9	5
SED (6-17)	168	142	0	0	0	14	86
SMI (If ever)	948	772	0	0	0	386	242

Notes: The same client may be counted in more than one category, e.g., clients can receive services under more than one contract source, in more than one "County of Residence," or may have multiple "Other Indicators." Please see Definition page for other considerations.

Oklahoma Department of Mental Health and Substance Abuse Services

Counts of Admitted Clients Served by Funding Source for Each Agency During FY1998

HOUSE OF HOPE, INC.

	Total	Funding Source					
		Mental Health	Substance Abuse	Domestic Violence	Residential Care	Medicaid	Other
Total							
Unduplicated Count	137	0	137	0	0	0	0
Sex							
Female	6	0	6	0	0	0	0
Male	131	0	131	0	0	0	0
Age							
05-17	13	0	13	0	0	0	0
18-20	9	0	9	0	0	0	0
21-24	18	0	18	0	0	0	0
25-34	48	0	48	0	0	0	0
35-44	35	0	35	0	0	0	0
45-54	9	0	9	0	0	0	0
55-64	4	0	4	0	0	0	0
65-74	1	0	1	0	0	0	0
Race							
White	97	0	97	0	0	0	0
Black	7	0	7	0	0	0	0
Native American	31	0	31	0	0	0	0
Hispanic	2	0	2	0	0	0	0
Presenting Problem/Diagnosis							
Alcohol Abuse	69	0	69	0	0	0	0
Substance Related	68	0	68	0	0	0	0
County of Residence							
Adair	1	0	1	0	0	0	0
Caddo	1	0	1	0	0	0	0
Cherokee	2	0	2	0	0	0	0
Cleveland	2	0	2	0	0	0	0
Craig	10	0	10	0	0	0	0
Creek	2	0	2	0	0	0	0
Delaware	32	0	32	0	0	0	0
Garfield	1	0	1	0	0	0	0
LeFlore	1	0	1	0	0	0	0
Lincoln	1	0	1	0	0	0	0
Mayes	2	0	2	0	0	0	0
McCurtain	1	0	1	0	0	0	0
McIntosh	1	0	1	0	0	0	0
Muskogee	9	0	9	0	0	0	0
Nowata	4	0	4	0	0	0	0
Okmulgee	1	0	1	0	0	0	0
Osage	2	0	2	0	0	0	0
Ottawa	9	0	9	0	0	0	0
Pittsburgh	1	0	1	0	0	0	0
Roger Mills	1	0	1	0	0	0	0
Rogers	12	0	12	0	0	0	0
Sequoyah	1	0	1	0	0	0	0
Texas	1	0	1	0	0	0	0
Tulsa	22	0	22	0	0	0	0
Wagoner	5	0	5	0	0	0	0
Washington	11	0	11	0	0	0	0
Out of State/Unknown	1	0	1	0	0	0	0

Notes: The same client may be counted in more than one category, e.g., clients can receive services under more than one contract source, in more than one "County of Residence," or may have multiple "Other Indicators." Please see Definition page for other considerations.

Oklahoma Department of Mental Health and Substance Abuse Services
Counts of Admitted Clients Served by Funding Source for Each Agency During FY1998
HOUSE OF HOPE, INC.

	Funding Source						
	Total	Mental Health	Substance Abuse	Domestic Violence	Residential Care	Medicaid	Other
Other Indicators							
Deaf and Hearing Impaired	2	0	2	0	0	0	0
Homeless	4	0	4	0	0	0	0
SED (6-17)	1	0	1	0	0	0	0
SMI (If ever)	20	0	20	0	0	0	0

Notes: The same client may be counted in more than one category, e.g., clients can receive services under more than one contract source, in more than one "County of Residence," or may have multiple "Other Indicators." Please see Definition page for other considerations.

Oklahoma Department of Mental Health and Substance Abuse Services
Counts of Admitted Clients Served by Funding Source for Each Agency During FY1998
INDIAN HEALTH CARE RESOURCE CENTER

	Total	Funding Source					
		Mental Health	Substance Abuse	Domestic Violence	Residential Care	Medicaid	Other
Total							
Unduplicated Count	127	0	127	0	0	0	0
Sex							
Female	89	0	89	0	0	0	0
Male	38	0	38	0	0	0	0
Age							
05-17	12	0	12	0	0	0	0
18-20	7	0	7	0	0	0	0
21-24	10	0	10	0	0	0	0
25-34	31	0	31	0	0	0	0
35-44	53	0	53	0	0	0	0
45-54	11	0	11	0	0	0	0
55-64	3	0	3	0	0	0	0
Race							
White	22	0	22	0	0	0	0
Black	2	0	2	0	0	0	0
Native American	102	0	102	0	0	0	0
Hispanic	1	0	1	0	0	0	0
Presenting Problem/Diagnosis							
Alcohol Abuse	37	0	37	0	0	0	0
Mood Disorder	1	0	1	0	0	0	0
Social Conditions	20	0	20	0	0	0	0
Substance Related	69	0	69	0	0	0	0
County of Residence							
McCurtain	1	0	1	0	0	0	0
Tulsa	126	0	126	0	0	0	0
Other Indicators							
Homeless	4	0	4	0	0	0	0
SMI (If ever)	23	0	23	0	0	0	0

Notes: The same client may be counted in more than one category, e.g., clients can receive services under more than one contract source, in more than one "County of Residence," or may have multiple "Other Indicators." Please see Definition page for other considerations.

Oklahoma Department of Mental Health and Substance Abuse Services

Counts of Admitted Clients Served by Funding Source for Each Agency During FY1998

JIM TALIAFERRO CMHC

	Total	Funding Source					
		Mental Health	Substance Abuse	Domestic Violence	Residential Care	Medicaid	Other
Total							
Unduplicated Count	1,386	1,348	92	0	0	0	1
Sex							
Female	789	779	44	0	0	0	1
Male	597	569	48	0	0	0	0
Age							
0-04	23	23	0	0	0	0	0
05-17	192	192	1	0	0	0	0
18-20	41	39	4	0	0	0	0
21-24	71	64	9	0	0	0	0
25-34	267	256	29	0	0	0	0
35-44	372	357	32	0	0	0	1
45-54	243	241	11	0	0	0	0
55-64	103	102	3	0	0	0	0
65-74	51	51	3	0	0	0	0
75-84	20	20	0	0	0	0	0
85+	3	3	0	0	0	0	0
Race							
White	970	945	56	0	0	0	1
Black	253	246	24	0	0	0	0
Native American	81	76	10	0	0	0	0
Hispanic	62	61	1	0	0	0	0
Asian	20	20	1	0	0	0	0
Presenting Problem/Diagnosis							
Alcohol Abuse	76	54	32	0	0	0	0
Developmental Disorder	85	85	1	0	0	0	0
Mood Disorder	433	432	11	0	0	0	0
Non Alcohol/Drug Related Organic	19	19	0	0	0	0	0
Other Non-Psychotic	251	250	4	0	0	0	0
Other Psychotic	196	196	3	0	0	0	1
Personality Disorder	7	7	0	0	0	0	0
Schizophrenia	211	211	7	0	0	0	0
Social Conditions	33	32	2	0	0	0	0
Substance Related	71	58	32	0	0	0	0
Deferred/No Diagnosis	4	4	0	0	0	0	0
County of Residence							
Adair	1	1	0	0	0	0	0
Beaver	1	1	0	0	0	0	0
Caddo	136	134	11	0	0	0	0
Carter	2	2	0	0	0	0	0
Cherokee	2	2	0	0	0	0	0
Cleveland	3	3	0	0	0	0	0
Coal	1	1	0	0	0	0	0
Comanche	804	774	71	0	0	0	1
Cotton	23	23	2	0	0	0	0
Garvin	1	1	0	0	0	0	0
Grady	3	3	0	0	0	0	0
Greer	5	5	0	0	0	0	0
Harmon	10	10	0	0	0	0	0
Jackson	130	130	0	0	0	0	0

Notes: The same client may be counted in more than one category, e.g., clients can receive services under more than one contract source, in more than one "County of Residence," or may have multiple "Other Indicators." Please see Definition page for other considerations.

Oklahoma Department of Mental Health and Substance Abuse Services

Counts of Admitted Clients Served by Funding Source for Each Agency During FY1998

JIM TALIAFERRO CMHC

	Funding Source						
	Total	Mental Health	Substance Abuse	Domestic Violence	Residential Care	Medicaid	Other
Jefferson	17	17	0	0	0	0	0
Kiowa	9	9	0	0	0	0	0
Lincoln	2	2	0	0	0	0	0
Love	2	2	0	0	0	0	0
McClain	1	1	0	0	0	0	0
Oklahoma	2	2	0	0	0	0	0
Pushmataha	1	1	0	0	0	0	0
Stephens	184	178	8	0	0	0	0
Tillman	35	35	0	0	0	0	0
Tulsa	3	3	0	0	0	0	0
Wagoner	1	1	0	0	0	0	0
Washita	1	1	0	0	0	0	0
Woodward	2	2	0	0	0	0	0
Out of State/Unknown	4	4	0	0	0	0	0
Other Indicators							
Deaf and Hearing Impaired	5	5	1	0	0	0	0
Dual Diagnosis	60	60	5	0	0	0	0
Homeless	31	29	3	0	0	0	0
SED (6-17)	53	53	0	0	0	0	0
SMI (If ever)	603	600	19	0	0	0	1

Notes: The same client may be counted in more than one category, e.g., clients can receive services under more than one contract source, in more than one "County of Residence," or may have multiple "Other Indicators." Please see Definition page for other considerations.

Oklahoma Department of Mental Health and Substance Abuse Services

Counts of Admitted Clients Served by Funding Source for Each Agency During FY1998

KIAMICHI COUNCIL ON ALCOHOLISM

	Total	Funding Source					
		Mental Health	Substance Abuse	Domestic Violence	Residential Care	Medicaid	Other
Total							
Unduplicated Count	438	0	438	0	0	14	20
Sex							
Female	157	0	157	0	0	11	7
Male	281	0	281	0	0	3	13
Age							
05-17	57	0	57	0	0	0	3
18-20	32	0	32	0	0	0	3
21-24	43	0	43	0	0	1	1
25-34	130	0	130	0	0	3	8
35-44	111	0	111	0	0	6	3
45-54	47	0	47	0	0	4	1
55-64	16	0	16	0	0	0	1
65-74	2	0	2	0	0	0	0
Race							
White	312	0	312	0	0	9	16
Black	38	0	38	0	0	3	0
Native American	80	0	80	0	0	2	4
Hispanic	8	0	8	0	0	0	0
Presenting Problem/Diagnosis							
Alcohol Abuse	171	0	171	0	0	4	5
Social Conditions	18	0	18	0	0	0	0
Substance Related	235	0	235	0	0	9	15
Deferred/No Diagnosis	14	0	14	0	0	1	0
County of Residence							
Adair	2	0	2	0	0	0	0
Atoka	2	0	2	0	0	0	0
Bryan	91	0	91	0	0	0	8
Choctaw	124	0	124	0	0	5	5
Cotton	1	0	1	0	0	0	1
McCurtain	186	0	186	0	0	8	3
Pushmataha	29	0	29	0	0	1	2
Out of State/Unknown	3	0	3	0	0	0	1
Other Indicators							
Deaf and Hearing Impaired	1	0	1	0	0	0	0
SMI (If ever)	27	0	27	0	0	3	2

Notes: The same client may be counted in more than one category, e.g., clients can receive services under more than one contract source, in more than one "County of Residence," or may have multiple "Other Indicators." Please see Definition page for other considerations.

Oklahoma Department of Mental Health and Substance Abuse Services

Counts of Admitted Clients Served by Funding Source for Each Agency During FY1998

LAKE FRANCIS RETIREMENT CENTER

	Total	Funding Source					
		Mental Health	Substance Abuse	Domestic Violence	Residential Care	Medicaid	Other
Total							
Unduplicated Count	34	0	0	0	34	0	0
Sex							
Female	18	0	0	0	18	0	0
Male	16	0	0	0	16	0	0
Age							
25-34	2	0	0	0	2	0	0
35-44	11	0	0	0	11	0	0
45-54	7	0	0	0	7	0	0
55-64	7	0	0	0	7	0	0
65-74	5	0	0	0	5	0	0
75-84	2	0	0	0	2	0	0
Race							
White	28	0	0	0	28	0	0
Black	2	0	0	0	2	0	0
Native American	4	0	0	0	4	0	0
Presenting Problem/Diagnosis							
Alcohol Abuse	1	0	0	0	1	0	0
Developmental Disorder	2	0	0	0	2	0	0
Other Psychotic	28	0	0	0	28	0	0
Deferred/No Diagnosis	3	0	0	0	3	0	0
County of Residence							
Adair	31	0	0	0	31	0	0
Alfalfa	3	0	0	0	3	0	0
Other Indicators							
Homeless	1	0	0	0	1	0	0
SMI (If ever)	33	0	0	0	33	0	0

Notes: The same client may be counted in more than one category, e.g., clients can receive services under more than one contract source, in more than one "County of Residence," or may have multiple "Other Indicators." Please see Definition page for other considerations.

Oklahoma Department of Mental Health and Substance Abuse Services

Counts of Admitted Clients Served by Funding Source for Each Agency During FY1998

LASTSTOP

	Total	Funding Source					
		Mental Health	Substance Abuse	Domestic Violence	Residential Care	Medicaid	Other
Total							
Unduplicated Count	204	0	204	0	0	0	0
Sex							
Male	204	0	204	0	0	0	0
Age							
18-20	6	0	6	0	0	0	0
21-24	19	0	19	0	0	0	0
25-34	72	0	72	0	0	0	0
35-44	84	0	84	0	0	0	0
45-54	20	0	20	0	0	0	0
55-64	3	0	3	0	0	0	0
Race							
White	139	0	139	0	0	0	0
Black	35	0	35	0	0	0	0
Native American	23	0	23	0	0	0	0
Hispanic	7	0	7	0	0	0	0
Presenting Problem/Diagnosis							
Alcohol Abuse	56	0	56	0	0	0	0
Substance Related	148	0	148	0	0	0	0
County of Residence							
Beckham	3	0	3	0	0	0	0
Bryan	2	0	2	0	0	0	0
Caddo	1	0	1	0	0	0	0
Canadian	1	0	1	0	0	0	0
Carter	2	0	2	0	0	0	0
Cherokee	2	0	2	0	0	0	0
Cleveland	4	0	4	0	0	0	0
Comanche	1	0	1	0	0	0	0
Craig	1	0	1	0	0	0	0
Creek	4	0	4	0	0	0	0
Custer	21	0	21	0	0	0	0
Delaware	9	0	9	0	0	0	0
Ellis	1	0	1	0	0	0	0
Grady	5	0	5	0	0	0	0
Haskell	1	0	1	0	0	0	0
Hughes	1	0	1	0	0	0	0
Kay	5	0	5	0	0	0	0
LeFlore	1	0	1	0	0	0	0
Mayes	3	0	3	0	0	0	0
McClain	1	0	1	0	0	0	0
Murray	1	0	1	0	0	0	0
Muskogee	4	0	4	0	0	0	0
Nowata	1	0	1	0	0	0	0
Okfuskee	1	0	1	0	0	0	0
Oklahoma	24	0	24	0	0	0	0
Okmulgee	2	0	2	0	0	0	0
Osage	3	0	3	0	0	0	0
Ottawa	1	0	1	0	0	0	0
Payne	1	0	1	0	0	0	0
Pittsburgh	2	0	2	0	0	0	0

Notes: The same client may be counted in more than one category, e.g., clients can receive services under more than one contract source, in more than one "County of Residence," or may have multiple "Other Indicators." Please see Definition page for other considerations.

Oklahoma Department of Mental Health and Substance Abuse Services
Counts of Admitted Clients Served by Funding Source for Each Agency During FY1998
LASTSTOP

	Funding Source						
	Total	Mental Health	Substance Abuse	Domestic Violence	Residential Care	Medicaid	Other
Pontotoc	2	0	2	0	0	0	0
Pottawatomie	6	0	6	0	0	0	0
Pushmataha	1	0	1	0	0	0	0
Roger Mills	3	0	3	0	0	0	0
Rogers	4	0	4	0	0	0	0
Seminole	1	0	1	0	0	0	0
Stephens	7	0	7	0	0	0	0
Texas	3	0	3	0	0	0	0
Tulsa	58	0	58	0	0	0	0
Washington	6	0	6	0	0	0	0
Out of State/Unknown	4	0	4	0	0	0	0
Other Indicators							
SMI (If ever)	14	0	14	0	0	0	0

Notes: The same client may be counted in more than one category, e.g., clients can receive services under more than one contract source, in more than one "County of Residence," or may have multiple "Other Indicators." Please see Definition page for other considerations.

Oklahoma Department of Mental Health and Substance Abuse Services
Counts of Admitted Clients Served by Funding Source for Each Agency During FY1998
LEFLORE COUNTY YOUTH & FAMILY SERVICES, INC.

		Funding Source						
		Total	Mental Health	Substance Abuse	Domestic Violence	Residential Care	Medicaid	Other
Total	Unduplicated Count	189	0	189	0	0	0	0
Sex	Female	71	0	71	0	0	0	0
	Male	118	0	118	0	0	0	0
Age	05-17	165	0	165	0	0	0	0
	18-20	23	0	23	0	0	0	0
	21-24	1	0	1	0	0	0	0
Race	White	151	0	151	0	0	0	0
	Black	12	0	12	0	0	0	0
	Native American	17	0	17	0	0	0	0
	Hispanic	9	0	9	0	0	0	0
Presenting Problem/Diagnosis	Substance Related	189	0	189	0	0	0	0
County of Residence	Comanche	14	0	14	0	0	0	0
	Craig	10	0	10	0	0	0	0
	LeFlore	74	0	74	0	0	0	0
	McCurtain	22	0	22	0	0	0	0
	Pittsburgh	22	0	22	0	0	0	0
	Rogers	22	0	22	0	0	0	0
	Sequoyah	1	0	1	0	0	0	0
	Tulsa	24	0	24	0	0	0	0
Other Indicators	Deaf and Hearing Impaired	1	0	1	0	0	0	0
	SMI (If ever)	5	0	5	0	0	0	0

Notes: The same client may be counted in more than one category, e.g., clients can receive services under more than one contract source, in more than one "County of Residence," or may have multiple "Other Indicators." Please see Definition page for other considerations.

Oklahoma Department of Mental Health and Substance Abuse Services

Counts of Admitted Clients Served by Funding Source for Each Agency During FY1998

LIFE IMPROVEMENT CENTER

	Total	Funding Source					
		Mental Health	Substance Abuse	Domestic Violence	Residential Care	Medicaid	Other
Total							
Unduplicated Count	480	0	480	0	0	0	0
Sex							
Female	191	0	191	0	0	0	0
Male	289	0	289	0	0	0	0
Age							
18-20	3	0	3	0	0	0	0
21-24	8	0	8	0	0	0	0
25-34	60	0	60	0	0	0	0
35-44	269	0	269	0	0	0	0
45-54	124	0	124	0	0	0	0
55-64	14	0	14	0	0	0	0
65-74	2	0	2	0	0	0	0
Race							
White	428	0	428	0	0	0	0
Black	8	0	8	0	0	0	0
Native American	19	0	19	0	0	0	0
Hispanic	23	0	23	0	0	0	0
Asian	2	0	2	0	0	0	0
Presenting Problem/Diagnosis							
Substance Related	475	0	475	0	0	0	0
Deferred/No Diagnosis	5	0	5	0	0	0	0
County of Residence							
Canadian	7	0	7	0	0	0	0
Cherokee	5	0	5	0	0	0	0
Cleveland	31	0	31	0	0	0	0
Comanche	2	0	2	0	0	0	0
Creek	1	0	1	0	0	0	0
Delaware	1	0	1	0	0	0	0
Grady	2	0	2	0	0	0	0
Johnston	1	0	1	0	0	0	0
Kay	1	0	1	0	0	0	0
LeFlore	2	0	2	0	0	0	0
Lincoln	1	0	1	0	0	0	0
Logan	1	0	1	0	0	0	0
Mayes	3	0	3	0	0	0	0
McClain	2	0	2	0	0	0	0
Muskogee	3	0	3	0	0	0	0
Nowata	1	0	1	0	0	0	0
Oklahoma	234	0	234	0	0	0	0
Okmulgee	1	0	1	0	0	0	0
Osage	1	0	1	0	0	0	0
Pawnee	3	0	3	0	0	0	0
Payne	2	0	2	0	0	0	0
Pottawatomie	2	0	2	0	0	0	0
Roger Mills	1	0	1	0	0	0	0
Rogers	5	0	5	0	0	0	0
Tulsa	150	0	150	0	0	0	0
Wagoner	5	0	5	0	0	0	0
Washington	2	0	2	0	0	0	0

Notes: The same client may be counted in more than one category, e.g., clients can receive services under more than one contract source, in more than one "County of Residence," or may have multiple "Other Indicators." Please see Definition page for other considerations.

Oklahoma Department of Mental Health and Substance Abuse Services
Counts of Admitted Clients Served by Funding Source for Each Agency During FY1998
LIFE IMPROVEMENT CENTER

	Funding Source						
	Total	Mental Health	Substance Abuse	Domestic Violence	Residential Care	Medicaid	Other
Washita	1	0	1	0	0	0	0
Woodward	2	0	2	0	0	0	0
Out of State/Unknown	7	0	7	0	0	0	0
Other Indicators							
Deaf and Hearing Impaired	1	0	1	0	0	0	0
Homeless	8	0	8	0	0	0	0
SMI (If ever)	69	0	69	0	0	0	0

Notes: The same client may be counted in more than one category, e.g., clients can receive services under more than one contract source, in more than one "County of Residence," or may have multiple "Other Indicators." Please see Definition page for other considerations.

Oklahoma Department of Mental Health and Substance Abuse Services

Counts of Admitted Clients Served by Funding Source for Each Agency During FY1998

LOGAN COUNTY YOUTH AND FAMILY SERVICES INC.

	Total	Funding Source					
		Mental Health	Substance Abuse	Domestic Violence	Residential Care	Medicaid	Other
Total							
Unduplicated Count	136	0	136	0	0	0	0
Sex							
Female	73	0	73	0	0	0	0
Male	63	0	63	0	0	0	0
Age							
05-17	35	0	35	0	0	0	0
18-20	8	0	8	0	0	0	0
21-24	4	0	4	0	0	0	0
25-34	46	0	46	0	0	0	0
35-44	33	0	33	0	0	0	0
45-54	8	0	8	0	0	0	0
55-64	2	0	2	0	0	0	0
Race							
White	110	0	110	0	0	0	0
Black	12	0	12	0	0	0	0
Native American	6	0	6	0	0	0	0
Hispanic	8	0	8	0	0	0	0
Presenting Problem/Diagnosis							
Alcohol Abuse	28	0	28	0	0	0	0
Mood Disorder	5	0	5	0	0	0	0
Social Conditions	56	0	56	0	0	0	0
Substance Related	35	0	35	0	0	0	0
Deferred/No Diagnosis	12	0	12	0	0	0	0
County of Residence							
Hughes	1	0	1	0	0	0	0
Kingfisher	1	0	1	0	0	0	0
Logan	125	0	125	0	0	0	0
Love	1	0	1	0	0	0	0
Oklahoma	7	0	7	0	0	0	0
Payne	1	0	1	0	0	0	0
Other Indicators							
Homeless	5	0	5	0	0	0	0
SMI (If ever)	17	0	17	0	0	0	0

Notes: The same client may be counted in more than one category, e.g., clients can receive services under more than one contract source, in more than one "County of Residence," or may have multiple "Other Indicators." Please see Definition page for other considerations.

Oklahoma Department of Mental Health and Substance Abuse Services

Counts of Admitted Clients Served by Funding Source for Each Agency During FY1998

MENTAL HEALTH SERVICES OF SOUTHERN OKLAHOMA

	Total	Funding Source					
		Mental Health	Substance Abuse	Domestic Violence	Residential Care	Medicaid	Other
Total							
Unduplicated Count	3,972	3,112	357	0	0	1,266	1,463
Sex							
Female	2,129	1,641	92	0	0	857	724
Male	1,843	1,471	265	0	0	409	739
Age							
0-04	124	76	0	0	0	0	119
05-17	695	538	0	0	0	3	565
18-20	151	125	22	0	0	7	63
21-24	282	237	46	0	0	92	53
25-34	761	609	127	0	0	276	148
35-44	930	749	114	0	0	376	211
45-54	567	442	36	0	0	257	145
55-64	259	197	10	0	0	133	81
65-74	135	91	2	0	0	79	61
75-84	55	38	0	0	0	33	16
85+	13	10	0	0	0	10	1
Race							
White	3,264	2,567	296	0	0	1,055	1,169
Black	270	206	18	0	0	95	112
Native American	342	264	33	0	0	93	144
Hispanic	88	70	10	0	0	18	37
Asian	8	5	0	0	0	5	1
Presenting Problem/Diagnosis							
Alcohol Abuse	224	187	159	0	0	24	24
Developmental Disorder	260	203	0	0	0	13	202
Mood Disorder	1,393	1,142	21	0	0	552	381
Non Alcohol/Drug Related Organic	61	36	0	0	0	36	17
Other Non-Psychotic	845	615	6	0	0	210	447
Other Psychotic	291	244	3	0	0	137	100
Personality Disorder	34	25	3	0	0	15	9
Schizophrenia	326	228	1	0	0	218	114
Social Conditions	315	236	8	0	0	46	150
Substance Related	222	195	156	0	0	15	19
Deferred/No Diagnosis	1	1	0	0	0	0	0
County of Residence							
Adair	2	2	1	0	0	0	1
Atoka	17	11	0	0	0	4	12
Beckham	1	1	0	0	0	0	1
Bryan	609	440	29	0	0	214	265
Canadian	1	1	1	0	0	0	0
Carter	652	535	70	0	0	190	236
Choctaw	9	7	5	0	0	1	3
Cimarron	1	1	1	0	0	0	0
Cleveland	8	7	4	0	0	1	3
Coal	20	14	1	0	0	6	12
Comanche	3	2	2	0	0	0	0
Cotton	1	1	1	0	0	0	0
Craig	1	1	1	0	0	0	0
Custer	1	1	0	0	0	0	0

Notes: The same client may be counted in more than one category, e.g., clients can receive services under more than one contract source, in more than one "County of Residence," or may have multiple "Other Indicators." Please see Definition page for other considerations.

Oklahoma Department of Mental Health and Substance Abuse Services

Counts of Admitted Clients Served by Funding Source for Each Agency During FY1998

MENTAL HEALTH SERVICES OF SOUTHERN OKLAHOMA

	Funding Source						
	Total	Mental Health	Substance Abuse	Domestic Violence	Residential Care	Medicaid	Other
Garvin	518	445	30	0	0	132	261
Grady	4	4	4	0	0	1	0
Hughes	19	12	4	0	0	14	1
Jackson	1	1	0	0	0	0	0
Jefferson	12	10	6	0	0	1	3
Johnston	274	205	12	0	0	87	97
Lincoln	3	3	1	0	0	2	2
Love	135	106	12	0	0	23	68
Marshall	183	155	23	0	0	57	48
McClain	8	8	1	0	0	3	0
McCurtain	4	4	3	0	0	0	0
McIntosh	1	1	1	0	0	0	0
Murray	242	182	24	0	0	65	75
Muskogee	1	1	1	0	0	0	0
Noble	1	1	0	0	0	0	1
Nowata	1	0	1	0	0	0	0
Okfuskee	2	2	1	0	0	0	0
Oklahoma	21	17	11	0	0	0	3
Okmulgee	1	1	0	0	0	0	0
Payne	3	3	1	0	0	0	0
Pittsburgh	1	1	0	0	0	1	0
Pontotoc	585	464	22	0	0	201	227
Pottawatomie	7	7	1	0	0	2	2
Pushmataha	10	6	4	0	0	3	3
Seminole	539	391	18	0	0	258	134
Stephens	55	47	55	0	0	0	0
Texas	1	1	0	0	0	0	0
Tulsa	3	3	3	0	0	0	0
Out of State/Unknown	11	7	2	0	0	0	5
Other Indicators							
Deaf and Hearing Impaired	22	17	0	0	0	11	8
Dual Diagnosis	230	210	19	0	0	84	66
Homeless	88	74	12	0	0	16	22
SED (6-17)	122	99	0	0	0	0	107
SMI (If ever)	2,067	1,637	96	0	0	1,016	565

Notes: The same client may be counted in more than one category, e.g., clients can receive services under more than one contract source, in more than one "County of Residence," or may have multiple "Other Indicators." Please see Definition page for other considerations.

Oklahoma Department of Mental Health and Substance Abuse Services
Counts of Admitted Clients Served by Funding Source for Each Agency During FY1998
METRO TULSA SUBSTANCE ABUSE SERVICES

	Total	Funding Source					
		Mental Health	Substance Abuse	Domestic Violence	Residential Care	Medicaid	Other
Total							
Unduplicated Count	1,035	0	1,034	0	0	0	2
Sex							
Female	290	0	289	0	0	0	2
Male	745	0	745	0	0	0	0
Age							
05-17	40	0	40	0	0	0	0
18-20	54	0	54	0	0	0	0
21-24	103	0	103	0	0	0	1
25-34	304	0	303	0	0	0	1
35-44	363	0	363	0	0	0	0
45-54	144	0	144	0	0	0	0
55-64	22	0	22	0	0	0	0
65-74	4	0	4	0	0	0	0
75-84	1	0	1	0	0	0	0
Race							
White	568	0	568	0	0	0	0
Black	358	0	357	0	0	0	2
Native American	93	0	93	0	0	0	0
Hispanic	16	0	16	0	0	0	0
Presenting Problem/Diagnosis							
Alcohol Abuse	340	0	340	0	0	0	0
Social Conditions	19	0	19	0	0	0	0
Substance Related	673	0	672	0	0	0	2
Deferred/No Diagnosis	3	0	3	0	0	0	0
County of Residence							
Adair	4	0	4	0	0	0	0
Atoka	1	0	1	0	0	0	0
Bryan	2	0	2	0	0	0	0
Cherokee	9	0	9	0	0	0	0
Choctaw	1	0	1	0	0	0	0
Comanche	1	0	1	0	0	0	0
Craig	6	0	6	0	0	0	0
Creek	43	0	43	0	0	0	0
Delaware	2	0	2	0	0	0	0
Hughes	1	0	1	0	0	0	0
Kay	9	0	9	0	0	0	0
Latimer	2	0	2	0	0	0	0
Mayes	11	0	11	0	0	0	0
McCurtain	1	0	1	0	0	0	0
McIntosh	6	0	6	0	0	0	0
Muskogee	39	0	39	0	0	0	0
Nowata	3	0	3	0	0	0	0
Okfuskee	2	0	2	0	0	0	0
Oklahoma	4	0	4	0	0	0	0
Okmulgee	22	0	22	0	0	0	0
Osage	6	0	6	0	0	0	0
Ottawa	6	0	6	0	0	0	0
Pawnee	2	0	2	0	0	0	0
Payne	2	0	2	0	0	0	0

Notes: The same client may be counted in more than one category, e.g., clients can receive services under more than one contract source, in more than one "County of Residence," or may have multiple "Other Indicators." Please see Definition page for other considerations.

Oklahoma Department of Mental Health and Substance Abuse Services
Counts of Admitted Clients Served by Funding Source for Each Agency During FY1998
METRO TULSA SUBSTANCE ABUSE SERVICES

	Total	Funding Source					
		Mental Health	Substance Abuse	Domestic Violence	Residential Care	Medicaid	Other
Pittsburgh	3	0	3	0	0	0	0
Rogers	26	0	26	0	0	0	0
Seminole	1	0	1	0	0	0	0
Sequoyah	13	0	13	0	0	0	0
Stephens	1	0	1	0	0	0	0
Tulsa	771	0	770	0	0	0	2
Wagoner	18	0	18	0	0	0	0
Washington	8	0	8	0	0	0	0
Woods	1	0	1	0	0	0	0
Out of State/Unknown	8	0	8	0	0	0	0
Other Indicators							
Deaf and Hearing Impaired	2	0	2	0	0	0	0
Homeless	162	0	162	0	0	0	0
SMI (If ever)	217	0	217	0	0	0	0

Notes: The same client may be counted in more than one category, e.g., clients can receive services under more than one contract source, in more than one "County of Residence," or may have multiple "Other Indicators." Please see Definition page for other considerations.

Oklahoma Department of Mental Health and Substance Abuse Services

Counts of Admitted Clients Served by Funding Source for Each Agency During FY1998

MILLER COZY HOME, INC.

	Total	Funding Source					
		Mental Health	Substance Abuse	Domestic Violence	Residential Care	Medicaid	Other
Total							
Unduplicated Count	68	0	0	0	68	0	0
Sex							
Female	36	0	0	0	36	0	0
Male	32	0	0	0	32	0	0
Age							
18-20	1	0	0	0	1	0	0
25-34	6	0	0	0	6	0	0
35-44	13	0	0	0	13	0	0
45-54	13	0	0	0	13	0	0
55-64	22	0	0	0	22	0	0
65-74	7	0	0	0	7	0	0
75-84	6	0	0	0	6	0	0
Race							
White	51	0	0	0	51	0	0
Black	8	0	0	0	8	0	0
Native American	6	0	0	0	6	0	0
Hispanic	2	0	0	0	2	0	0
Asian	1	0	0	0	1	0	0
Presenting Problem/Diagnosis							
Developmental Disorder	6	0	0	0	6	0	0
Mood Disorder	27	0	0	0	27	0	0
Other Psychotic	12	0	0	0	12	0	0
Social Conditions	15	0	0	0	15	0	0
Deferred/No Diagnosis	8	0	0	0	8	0	0
County of Residence							
Craig	65	0	0	0	65	0	0
Mayes	1	0	0	0	1	0	0
Tulsa	1	0	0	0	1	0	0
Wagoner	1	0	0	0	1	0	0
Other Indicators							
Homeless	4	0	0	0	4	0	0
SMI (If ever)	68	0	0	0	68	0	0

Notes: The same client may be counted in more than one category, e.g., clients can receive services under more than one contract source, in more than one "County of Residence," or may have multiple "Other Indicators." Please see Definition page for other considerations.

Oklahoma Department of Mental Health and Substance Abuse Services

Counts of Admitted Clients Served by Funding Source for Each Agency During FY1998

MONARCH, INC.

	Total	Funding Source					Other
		Mental Health	Substance Abuse	Domestic Violence	Residential Care	Medicaid	
Total							
Unduplicated Count	375	0	366	0	0	0	101
Sex							
Female	338	0	329	0	0	0	100
Male	37	0	37	0	0	0	1
Age							
0-04	45	0	45	0	0	0	0
05-17	2	0	2	0	0	0	0
18-20	24	0	24	0	0	0	5
21-24	35	0	34	0	0	0	8
25-34	145	0	139	0	0	0	60
35-44	109	0	107	0	0	0	26
45-54	14	0	14	0	0	0	2
65-74	1	0	1	0	0	0	0
Race							
White	245	0	239	0	0	0	63
Black	77	0	75	0	0	0	28
Native American	47	0	46	0	0	0	8
Hispanic	5	0	5	0	0	0	2
Asian	1	0	1	0	0	0	0
Presenting Problem/Diagnosis							
Alcohol Abuse	52	0	50	0	0	0	15
Mood Disorder	1	0	1	0	0	0	0
Social Conditions	41	0	41	0	0	0	0
Substance Related	270	0	263	0	0	0	85
Deferred/No Diagnosis	11	0	11	0	0	0	1
County of Residence							
Adair	3	0	3	0	0	0	1
Alfalfa	1	0	1	0	0	0	0
Atoka	1	0	1	0	0	0	1
Bryan	1	0	1	0	0	0	0
Caddo	5	0	5	0	0	0	1
Canadian	1	0	1	0	0	0	0
Carter	1	0	1	0	0	0	0
Cherokee	8	0	8	0	0	0	2
Choctaw	6	0	6	0	0	0	3
Cleveland	2	0	2	0	0	0	1
Coal	1	0	1	0	0	0	0
Comanche	1	0	1	0	0	0	0
Cotton	1	0	1	0	0	0	0
Craig	4	0	4	0	0	0	1
Creek	7	0	7	0	0	0	1
Delaware	6	0	6	0	0	0	1
Garvin	1	0	1	0	0	0	1
Grady	7	0	7	0	0	0	4
Haskell	6	0	6	0	0	0	2
Jackson	1	0	1	0	0	0	1
Kay	1	0	1	0	0	0	0
Latimer	2	0	2	0	0	0	1
LeFlore	6	0	6	0	0	0	1

Notes: The same client may be counted in more than one category, e.g., clients can receive services under more than one contract source, in more than one "County of Residence," or may have multiple "Other Indicators." Please see Definition page for other considerations.

Oklahoma Department of Mental Health and Substance Abuse Services
Counts of Admitted Clients Served by Funding Source for Each Agency During FY1998
MONARCH, INC.

	Funding Source						
	Total	Mental Health	Substance Abuse	Domestic Violence	Residential Care	Medicaid	Other
Lincoln	4	0	4	0	0	0	1
Mayes	3	0	3	0	0	0	0
McCurtain	13	0	13	0	0	0	8
McIntosh	8	0	8	0	0	0	2
Muskogee	96	0	89	0	0	0	29
Noble	3	0	3	0	0	0	0
Nowata	4	0	4	0	0	0	1
Okfuskee	1	0	1	0	0	0	0
Oklahoma	30	0	30	0	0	0	11
Okmulgee	7	0	7	0	0	0	3
Osage	7	0	7	0	0	0	0
Ottawa	2	0	2	0	0	0	0
Pawnee	2	0	2	0	0	0	0
Payne	2	0	2	0	0	0	0
Pittsburgh	5	0	5	0	0	0	1
Pontotoc	2	0	2	0	0	0	0
Pottawatomie	2	0	2	0	0	0	0
Rogers	7	0	7	0	0	0	2
Seminole	8	0	7	0	0	0	1
Sequoyah	6	0	6	0	0	0	3
Stephens	2	0	2	0	0	0	0
Tillman	9	0	9	0	0	0	2
Tulsa	57	0	57	0	0	0	12
Wagoner	11	0	11	0	0	0	1
Washington	9	0	8	0	0	0	2
Washita	1	0	1	0	0	0	0
Out of State/Unknown	1	0	1	0	0	0	0
Other Indicators							
Deaf and Hearing Impaired	2	0	2	0	0	0	1
Homeless	28	0	27	0	0	0	8
SMI (If ever)	104	0	100	0	0	0	39

Notes: The same client may be counted in more than one category, e.g., clients can receive services under more than one contract source, in more than one "County of Residence," or may have multiple "Other Indicators." Please see Definition page for other considerations.

Oklahoma Department of Mental Health and Substance Abuse Services
Counts of Admitted Clients Served by Funding Source for Each Agency During FY1998
MOORE ALCOHOL AND DRUG CENTER

		Funding Source						
		Total	Mental Health	Substance Abuse	Domestic Violence	Residential Care	Medicaid	Other
Total	Unduplicated Count	21	0	21	0	0	0	0
Sex	Female	14	0	14	0	0	0	0
	Male	7	0	7	0	0	0	0
Age	05-17	9	0	9	0	0	0	0
	21-24	1	0	1	0	0	0	0
	25-34	4	0	4	0	0	0	0
	35-44	7	0	7	0	0	0	0
Race	White	17	0	17	0	0	0	0
	Black	1	0	1	0	0	0	0
	Native American	2	0	2	0	0	0	0
	Hispanic	1	0	1	0	0	0	0
Presenting Problem/Diagnosis	Alcohol Abuse	3	0	3	0	0	0	0
	Mood Disorder	1	0	1	0	0	0	0
	Social Conditions	10	0	10	0	0	0	0
	Substance Related	6	0	6	0	0	0	0
	Deferred/No Diagnosis	1	0	1	0	0	0	0
County of Residence	Cleveland	18	0	18	0	0	0	0
	McClain	1	0	1	0	0	0	0
	Oklahoma	2	0	2	0	0	0	0
Other Indicators	SMI (If ever)	1	0	1	0	0	0	0

Notes: The same client may be counted in more than one category, e.g., clients can receive services under more than one contract source, in more than one "County of Residence," or may have multiple "Other Indicators." Please see Definition page for other considerations.

Oklahoma Department of Mental Health and Substance Abuse Services
Counts of Admitted Clients Served by Funding Source for Each Agency During FY1998
MUSKOGEE CO COUNCIL YTH SV

		Funding Source						
		Total	Mental Health	Substance Abuse	Domestic Violence	Residential Care	Medicaid	Other
Total	Unduplicated Count	22	0	22	0	0	0	0
Sex	Female	4	0	4	0	0	0	0
	Male	18	0	18	0	0	0	0
Age	05-17	19	0	19	0	0	0	0
	18-20	2	0	2	0	0	0	0
	21-24	1	0	1	0	0	0	0
Race	White	16	0	16	0	0	0	0
	Black	4	0	4	0	0	0	0
	Native American	2	0	2	0	0	0	0
Presenting Problem/Diagnosis	Alcohol Abuse	3	0	3	0	0	0	0
	Substance Related	19	0	19	0	0	0	0
County of Residence	Muskogee	20	0	20	0	0	0	0
	Wagoner	2	0	2	0	0	0	0
Other Indicators	SMI (If ever)	2	0	2	0	0	0	0

Notes: The same client may be counted in more than one category, e.g., clients can receive services under more than one contract source, in more than one "County of Residence," or may have multiple "Other Indicators." Please see Definition page for other considerations.

Oklahoma Department of Mental Health and Substance Abuse Services
Counts of Admitted Clients Served by Funding Source for Each Agency During FY1998
MUSKOGEE INTERVENTION PROGRAM

		Funding Source						
		Total	Mental Health	Substance Abuse	Domestic Violence	Residential Care	Medicaid	Other
Total	Unduplicated Count	18	0	18	0	0	0	0
Sex	Male	18	0	18	0	0	0	0
Age	21-24	2	0	2	0	0	0	0
	25-34	7	0	7	0	0	0	0
	35-44	8	0	8	0	0	0	0
	45-54	1	0	1	0	0	0	0
Race	White	14	0	14	0	0	0	0
	Black	1	0	1	0	0	0	0
	Native American	3	0	3	0	0	0	0
Presenting Problem/Diagnosis	Alcohol Abuse	3	0	3	0	0	0	0
	Substance Related	14	0	14	0	0	0	0
	Deferred/No Diagnosis	1	0	1	0	0	0	0
County of Residence	Beckham	1	0	1	0	0	0	0
	Cherokee	1	0	1	0	0	0	0
	Creek	2	0	2	0	0	0	0
	Delaware	3	0	3	0	0	0	0
	Mayes	1	0	1	0	0	0	0
	Muskogee	4	0	4	0	0	0	0
	Okmulgee	2	0	2	0	0	0	0
	Tulsa	2	0	2	0	0	0	0
	Wagoner	1	0	1	0	0	0	0
	Washington	1	0	1	0	0	0	0
Other Indicators	SMI (If ever)	2	0	2	0	0	0	0

Notes: The same client may be counted in more than one category, e.g., clients can receive services under more than one contract source, in more than one "County of Residence," or may have multiple "Other Indicators." Please see Definition page for other considerations.

Oklahoma Department of Mental Health and Substance Abuse Services

Counts of Admitted Clients Served by Funding Source for Each Agency During FY1998

N.E. OK COUNCIL ON ALCOHOLISM

	Total	Funding Source					
		Mental Health	Substance Abuse	Domestic Violence	Residential Care	Medicaid	Other
Total							
Unduplicated Count	288	0	288	0	0	0	0
Sex							
Female	45	0	45	0	0	0	0
Male	243	0	243	0	0	0	0
Age							
05-17	1	0	1	0	0	0	0
18-20	15	0	15	0	0	0	0
21-24	37	0	37	0	0	0	0
25-34	102	0	102	0	0	0	0
35-44	93	0	93	0	0	0	0
45-54	30	0	30	0	0	0	0
55-64	9	0	9	0	0	0	0
65-74	1	0	1	0	0	0	0
Race							
White	214	0	214	0	0	0	0
Black	12	0	12	0	0	0	0
Native American	52	0	52	0	0	0	0
Hispanic	10	0	10	0	0	0	0
Presenting Problem/Diagnosis							
Alcohol Abuse	139	0	139	0	0	0	0
Developmental Disorder	1	0	1	0	0	0	0
Other Non-Psychotic	1	0	1	0	0	0	0
Social Conditions	8	0	8	0	0	0	0
Substance Related	136	0	136	0	0	0	0
Deferred/No Diagnosis	3	0	3	0	0	0	0
County of Residence							
Adair	1	0	1	0	0	0	0
Choctaw	2	0	2	0	0	0	0
Coal	1	0	1	0	0	0	0
Craig	17	0	17	0	0	0	0
Creek	4	0	4	0	0	0	0
Delaware	60	0	60	0	0	0	0
Haskell	2	0	2	0	0	0	0
Kay	1	0	1	0	0	0	0
Kiowa	1	0	1	0	0	0	0
Latimer	1	0	1	0	0	0	0
Mayes	62	0	62	0	0	0	0
McCurtain	5	0	5	0	0	0	0
Muskogee	5	0	5	0	0	0	0
Noble	2	0	2	0	0	0	0
Okmulgee	2	0	2	0	0	0	0
Ottawa	68	0	68	0	0	0	0
Pawnee	1	0	1	0	0	0	0
Payne	1	0	1	0	0	0	0
Pittsburgh	2	0	2	0	0	0	0
Pontotoc	1	0	1	0	0	0	0
Pushmataha	1	0	1	0	0	0	0
Rogers	6	0	6	0	0	0	0
Tulsa	28	0	28	0	0	0	0

Notes: The same client may be counted in more than one category, e.g., clients can receive services under more than one contract source, in more than one "County of Residence," or may have multiple "Other Indicators." Please see Definition page for other considerations.

Oklahoma Department of Mental Health and Substance Abuse Services
Counts of Admitted Clients Served by Funding Source for Each Agency During FY1998
N.E. OK COUNCIL ON ALCOHOLISM

	Funding Source						
	Total	Mental Health	Substance Abuse	Domestic Violence	Residential Care	Medicaid	Other
Wagoner	2	0	2	0	0	0	0
Washington	5	0	5	0	0	0	0
Out of State/Unknown	7	0	7	0	0	0	0
Other Indicators							
Deaf and Hearing Impaired	1	0	1	0	0	0	0
Homeless	27	0	27	0	0	0	0
SMI (If ever)	55	0	55	0	0	0	0

Notes: The same client may be counted in more than one category, e.g., clients can receive services under more than one contract source, in more than one "County of Residence," or may have multiple "Other Indicators." Please see Definition page for other considerations.

Oklahoma Department of Mental Health and Substance Abuse Services

Counts of Admitted Clients Served by Funding Source for Each Agency During FY1998

N.W. DOMESTIC CRISIS SERVICES

	Total	Funding Source					
		Mental Health	Substance Abuse	Domestic Violence	Residential Care	Medicaid	Other
Total							
Unduplicated Count	309	0	0	309	0	0	0
Sex							
Female	227	0	0	227	0	0	0
Male	82	0	0	82	0	0	0
Age							
0-04	61	0	0	61	0	0	0
05-17	94	0	0	94	0	0	0
18-20	9	0	0	9	0	0	0
21-24	28	0	0	28	0	0	0
25-34	66	0	0	66	0	0	0
35-44	35	0	0	35	0	0	0
45-54	14	0	0	14	0	0	0
55-64	2	0	0	2	0	0	0
Race							
White	203	0	0	203	0	0	0
Black	8	0	0	8	0	0	0
Native American	9	0	0	9	0	0	0
Hispanic	89	0	0	89	0	0	0
Presenting Problem/Diagnosis							
Developmental Disorder	3	0	0	3	0	0	0
Social Conditions	300	0	0	300	0	0	0
Deferred/No Diagnosis	6	0	0	6	0	0	0
County of Residence							
Adair	2	0	0	2	0	0	0
Alfalfa	3	0	0	3	0	0	0
Beaver	1	0	0	1	0	0	0
Blaine	1	0	0	1	0	0	0
Canadian	1	0	0	1	0	0	0
Cimarron	1	0	0	1	0	0	0
Comanche	1	0	0	1	0	0	0
Dewey	6	0	0	6	0	0	0
Ellis	15	0	0	15	0	0	0
Garfield	5	0	0	5	0	0	0
Grady	2	0	0	2	0	0	0
Harper	1	0	0	1	0	0	0
Payne	2	0	0	2	0	0	0
Texas	138	0	0	138	0	0	0
Tillman	1	0	0	1	0	0	0
Washita	1	0	0	1	0	0	0
Woods	4	0	0	4	0	0	0
Woodward	100	0	0	100	0	0	0
Out of State/Unknown	24	0	0	24	0	0	0
Other Indicators							
Deaf and Hearing Impaired	2	0	0	2	0	0	0
Homeless	40	0	0	40	0	0	0
SED (6-17)	2	0	0	2	0	0	0
SMI (If ever)	24	0	0	24	0	0	0

Notes: The same client may be counted in more than one category, e.g., clients can receive services under more than one contract source, in more than one "County of Residence," or may have multiple "Other Indicators." Please see Definition page for other considerations.

Oklahoma Department of Mental Health and Substance Abuse Services

Counts of Admitted Clients Served by Funding Source for Each Agency During FY1998

NAIC CENTER OF OKLAHOMA ALCOHOL & DRUG SERVICES, INC.

	Total	Funding Source					Medicaid	Other
		Mental Health	Substance Abuse	Domestic Violence	Residential Care			
Total								
Unduplicated Count	634	0	514	0	0	16	169	
Sex								
Female	236	0	228	0	0	12	24	
Male	398	0	286	0	0	4	145	
Age								
05-17	90	0	88	0	0	3	5	
18-20	57	0	54	0	0	1	2	
21-24	63	0	54	0	0	0	12	
25-34	165	0	122	0	0	5	68	
35-44	177	0	131	0	0	7	58	
45-54	63	0	50	0	0	0	19	
55-64	15	0	11	0	0	0	5	
65-74	1	0	1	0	0	0	0	
75-84	3	0	3	0	0	0	0	
Race								
White	517	0	433	0	0	14	123	
Black	54	0	24	0	0	1	35	
Native American	42	0	37	0	0	1	10	
Hispanic	20	0	19	0	0	0	1	
Asian	1	0	1	0	0	0	0	
Presenting Problem/Diagnosis								
Alcohol Abuse	101	0	84	0	0	2	23	
Social Conditions	106	0	103	0	0	3	8	
Substance Related	408	0	309	0	0	10	138	
Deferred/No Diagnosis	19	0	18	0	0	1	0	
County of Residence								
Canadian	2	0	2	0	0	0	0	
Cleveland	591	0	475	0	0	15	162	
Coal	2	0	2	0	0	0	1	
Cotton	1	0	0	0	0	0	1	
Creek	1	0	1	0	0	0	0	
Garvin	4	0	3	0	0	1	0	
Grady	2	0	2	0	0	0	1	
Lincoln	1	0	1	0	0	0	0	
McClain	8	0	8	0	0	0	0	
Oklahoma	19	0	17	0	0	0	4	
Pottawatomie	3	0	3	0	0	0	0	
Other Indicators								
Deaf and Hearing Impaired	1	0	0	0	0	0	1	
Homeless	7	0	6	0	0	1	1	
SMI (If ever)	64	0	51	0	0	4	18	

Notes: The same client may be counted in more than one category, e.g., clients can receive services under more than one contract source, in more than one "County of Residence," or may have multiple "Other Indicators." Please see Definition page for other considerations.

Oklahoma Department of Mental Health and Substance Abuse Services
Counts of Admitted Clients Served by Funding Source for Each Agency During FY1998
NATIVE AMERICAN CENTER OF RECOVERY

	Total	Funding Source					
		Mental Health	Substance Abuse	Domestic Violence	Residential Care	Medicaid	Other
Total							
Unduplicated Count	50	0	50	0	0	0	0
Sex							
Female	20	0	20	0	0	0	0
Male	30	0	30	0	0	0	0
Age							
18-20	2	0	2	0	0	0	0
21-24	3	0	3	0	0	0	0
25-34	25	0	25	0	0	0	0
35-44	14	0	14	0	0	0	0
45-54	5	0	5	0	0	0	0
55-64	1	0	1	0	0	0	0
Race							
White	12	0	12	0	0	0	0
Native American	37	0	37	0	0	0	0
Hispanic	1	0	1	0	0	0	0
Presenting Problem/Diagnosis							
Alcohol Abuse	33	0	33	0	0	0	0
Mood Disorder	1	0	1	0	0	0	0
Social Conditions	1	0	1	0	0	0	0
Substance Related	15	0	15	0	0	0	0
County of Residence							
Lincoln	2	0	2	0	0	0	0
McClain	1	0	1	0	0	0	0
Oklahoma	4	0	4	0	0	0	0
Pontotoc	1	0	1	0	0	0	0
Pottawatomie	42	0	42	0	0	0	0
Other Indicators							
Homeless	4	0	4	0	0	0	0
SMI (If ever)	6	0	6	0	0	0	0

Notes: The same client may be counted in more than one category, e.g., clients can receive services under more than one contract source, in more than one "County of Residence," or may have multiple "Other Indicators." Please see Definition page for other considerations.

Oklahoma Department of Mental Health and Substance Abuse Services

Counts of Admitted Clients Served by Funding Source for Each Agency During FY1998

NEW DIRECTIONS, INC.

	Total	Funding Source					
		Mental Health	Substance Abuse	Domestic Violence	Residential Care	Medicaid	Other
Total							
Unduplicated Count	473	0	0	473	0	0	0
Sex							
Female	369	0	0	369	0	0	0
Male	104	0	0	104	0	0	0
Age							
0-04	99	0	0	99	0	0	0
05-17	112	0	0	112	0	0	0
18-20	28	0	0	28	0	0	0
21-24	37	0	0	37	0	0	0
25-34	96	0	0	96	0	0	0
35-44	77	0	0	77	0	0	0
45-54	16	0	0	16	0	0	0
55-64	8	0	0	8	0	0	0
Race							
White	219	0	0	219	0	0	0
Black	204	0	0	204	0	0	0
Native American	31	0	0	31	0	0	0
Hispanic	12	0	0	12	0	0	0
Asian	7	0	0	7	0	0	0
Presenting Problem/Diagnosis							
Mood Disorder	1	0	0	1	0	0	0
Social Conditions	378	0	0	378	0	0	0
Deferred/No Diagnosis	94	0	0	94	0	0	0
County of Residence							
Caddo	11	0	0	11	0	0	0
Comanche	338	0	0	338	0	0	0
Cotton	10	0	0	10	0	0	0
Grady	11	0	0	11	0	0	0
Jackson	3	0	0	3	0	0	0
Jefferson	1	0	0	1	0	0	0
Kiowa	9	0	0	9	0	0	0
Noble	5	0	0	5	0	0	0
Oklahoma	9	0	0	9	0	0	0
Pontotoc	4	0	0	4	0	0	0
Stephens	3	0	0	3	0	0	0
Tillman	1	0	0	1	0	0	0
Wagoner	1	0	0	1	0	0	0
Washita	2	0	0	2	0	0	0
Out of State/Unknown	65	0	0	65	0	0	0
Other Indicators							
Deaf and Hearing Impaired	4	0	0	4	0	0	0
Homeless	18	0	0	18	0	0	0
SMI (If ever)	26	0	0	26	0	0	0

Notes: The same client may be counted in more than one category, e.g., clients can receive services under more than one contract source, in more than one "County of Residence," or may have multiple "Other Indicators." Please see Definition page for other considerations.

Oklahoma Department of Mental Health and Substance Abuse Services

Counts of Admitted Clients Served by Funding Source for Each Agency During FY1998

NEW HOPE OF MANGUM

	Total	Funding Source					Other
		Mental Health	Substance Abuse	Domestic Violence	Residential Care	Medicaid	
Total							
Unduplicated Count	537	0	533	0	0	0	17
Sex							
Female	168	0	167	0	0	0	2
Male	369	0	366	0	0	0	15
Age							
05-17	4	0	4	0	0	0	0
18-20	50	0	50	0	0	0	0
21-24	61	0	60	0	0	0	3
25-34	181	0	180	0	0	0	7
35-44	185	0	183	0	0	0	5
45-54	40	0	40	0	0	0	2
55-64	12	0	12	0	0	0	0
65-74	3	0	3	0	0	0	0
75-84	1	0	1	0	0	0	0
Race							
White	412	0	408	0	0	0	16
Black	55	0	55	0	0	0	0
Native American	34	0	34	0	0	0	0
Hispanic	36	0	36	0	0	0	1
Presenting Problem/Diagnosis							
Alcohol Abuse	206	0	204	0	0	0	7
Social Conditions	2	0	2	0	0	0	0
Substance Related	328	0	326	0	0	0	10
Deferred/No Diagnosis	1	0	1	0	0	0	0
County of Residence							
Atoka	2	0	2	0	0	0	0
Beckham	60	0	60	0	0	0	0
Blaine	2	0	2	0	0	0	0
Bryan	6	0	6	0	0	0	0
Caddo	55	0	55	0	0	0	0
Canadian	3	0	3	0	0	0	0
Carter	3	0	3	0	0	0	0
Cherokee	1	0	1	0	0	0	0
Cleveland	2	0	2	0	0	0	0
Comanche	64	0	62	0	0	0	2
Cotton	29	0	29	0	0	0	1
Creek	2	0	2	0	0	0	0
Custer	14	0	14	0	0	0	0
Garfield	1	0	1	0	0	0	0
Garvin	2	0	2	0	0	0	0
Grady	2	0	2	0	0	0	0
Greer	17	0	17	0	0	0	1
Harmon	6	0	6	0	0	0	1
Jackson	73	0	73	0	0	0	2
Jefferson	7	0	7	0	0	0	0
Kay	1	0	1	0	0	0	0
Kingfisher	1	0	1	0	0	0	1
Kiowa	22	0	22	0	0	0	1
Logan	1	0	1	0	0	0	0

Notes: The same client may be counted in more than one category, e.g., clients can receive services under more than one contract source, in more than one "County of Residence," or may have multiple "Other Indicators." Please see Definition page for other considerations.

Oklahoma Department of Mental Health and Substance Abuse Services
Counts of Admitted Clients Served by Funding Source for Each Agency During FY1998
NEW HOPE OF MANGUM

	Funding Source						
	Total	Mental Health	Substance Abuse	Domestic Violence	Residential Care	Medicaid	Other
Love	1	0	1	0	0	0	0
Oklahoma	12	0	12	0	0	0	1
Payne	1	0	1	0	0	0	0
Pottawatomie	1	0	1	0	0	0	0
Roger Mills	5	0	5	0	0	0	1
Seminole	1	0	1	0	0	0	0
Stephens	92	0	90	0	0	0	3
Texas	4	0	4	0	0	0	1
Tillman	15	0	15	0	0	0	1
Tulsa	5	0	5	0	0	0	0
Washington	1	0	1	0	0	0	0
Washita	18	0	18	0	0	0	0
Woodward	1	0	1	0	0	0	0
Out of State/Unknown	4	0	4	0	0	0	1
Other Indicators							
Deaf and Hearing Impaired	2	0	2	0	0	0	0
Homeless	49	0	49	0	0	0	0
SMI (If ever)	83	0	82	0	0	0	4

Notes: The same client may be counted in more than one category, e.g., clients can receive services under more than one contract source, in more than one "County of Residence," or may have multiple "Other Indicators." Please see Definition page for other considerations.

Oklahoma Department of Mental Health and Substance Abuse Services

Counts of Admitted Clients Served by Funding Source for Each Agency During FY1998

NORMAN ALCOHOL AND DRUG TREATMENT CENTER

	Total	Funding Source					
		Mental Health	Substance Abuse	Domestic Violence	Residential Care	Medicaid	Other
Total							
Unduplicated Count	792	0	792	0	0	0	0
Sex							
Female	244	0	244	0	0	0	0
Male	548	0	548	0	0	0	0
Age							
05-17	1	0	1	0	0	0	0
18-20	55	0	55	0	0	0	0
21-24	83	0	83	0	0	0	0
25-34	293	0	293	0	0	0	0
35-44	282	0	282	0	0	0	0
45-54	61	0	61	0	0	0	0
55-64	15	0	15	0	0	0	0
65-74	2	0	2	0	0	0	0
Race							
White	598	0	598	0	0	0	0
Black	118	0	118	0	0	0	0
Native American	62	0	62	0	0	0	0
Hispanic	12	0	12	0	0	0	0
Asian	2	0	2	0	0	0	0
Presenting Problem/Diagnosis							
Alcohol Abuse	215	0	215	0	0	0	0
Mood Disorder	9	0	9	0	0	0	0
Other Psychotic	1	0	1	0	0	0	0
Schizophrenia	2	0	2	0	0	0	0
Substance Related	565	0	565	0	0	0	0
County of Residence							
Atoka	1	0	1	0	0	0	0
Beckham	2	0	2	0	0	0	0
Blaine	1	0	1	0	0	0	0
Bryan	7	0	7	0	0	0	0
Caddo	5	0	5	0	0	0	0
Canadian	22	0	22	0	0	0	0
Carter	22	0	22	0	0	0	0
Cherokee	1	0	1	0	0	0	0
Choctaw	1	0	1	0	0	0	0
Cleveland	163	0	163	0	0	0	0
Coal	1	0	1	0	0	0	0
Comanche	15	0	15	0	0	0	0
Cotton	1	0	1	0	0	0	0
Craig	1	0	1	0	0	0	0
Creek	2	0	2	0	0	0	0
Custer	4	0	4	0	0	0	0
Delaware	2	0	2	0	0	0	0
Dewey	1	0	1	0	0	0	0
Garfield	5	0	5	0	0	0	0
Garvin	12	0	12	0	0	0	0
Grady	51	0	51	0	0	0	0
Greer	1	0	1	0	0	0	0
Hughes	4	0	4	0	0	0	0

Notes: The same client may be counted in more than one category, e.g., clients can receive services under more than one contract source, in more than one "County of Residence," or may have multiple "Other Indicators." Please see Definition page for other considerations.

Oklahoma Department of Mental Health and Substance Abuse Services

Counts of Admitted Clients Served by Funding Source for Each Agency During FY1998

NORMAN ALCOHOL AND DRUG TREATMENT CENTER

	Funding Source						
	Total	Mental Health	Substance Abuse	Domestic Violence	Residential Care	Medicaid	Other
Jackson	5	0	5	0	0	0	0
Jefferson	1	0	1	0	0	0	0
Johnston	3	0	3	0	0	0	0
Kay	5	0	5	0	0	0	0
Kingfisher	2	0	2	0	0	0	0
Lincoln	9	0	9	0	0	0	0
Logan	13	0	13	0	0	0	0
Love	4	0	4	0	0	0	0
Marshall	4	0	4	0	0	0	0
Mayes	1	0	1	0	0	0	0
McClain	15	0	15	0	0	0	0
McCurtain	1	0	1	0	0	0	0
McIntosh	1	0	1	0	0	0	0
Murray	7	0	7	0	0	0	0
Muskogee	2	0	2	0	0	0	0
Okfuskee	2	0	2	0	0	0	0
Oklahoma	297	0	297	0	0	0	0
Okmulgee	3	0	3	0	0	0	0
Osage	1	0	1	0	0	0	0
Pawnee	1	0	1	0	0	0	0
Payne	4	0	4	0	0	0	0
Pittsburgh	2	0	2	0	0	0	0
Pontotoc	7	0	7	0	0	0	0
Pottawatomie	34	0	34	0	0	0	0
Pushmataha	3	0	3	0	0	0	0
Seminole	7	0	7	0	0	0	0
Stephens	19	0	19	0	0	0	0
Tillman	1	0	1	0	0	0	0
Tulsa	6	0	6	0	0	0	0
Washington	2	0	2	0	0	0	0
Washita	4	0	4	0	0	0	0
Woodward	1	0	1	0	0	0	0
Other Indicators							
Dual Diagnosis	56	0	56	0	0	0	0
Homeless	133	0	133	0	0	0	0
SMI (If ever)	316	0	316	0	0	0	0

Notes: The same client may be counted in more than one category, e.g., clients can receive services under more than one contract source, in more than one "County of Residence," or may have multiple "Other Indicators." Please see Definition page for other considerations.

Oklahoma Department of Mental Health and Substance Abuse Services

Counts of Admitted Clients Served by Funding Source for Each Agency During FY1998

NORTH CARE CENTER

	Total	Funding Source					
		Mental Health	Substance Abuse	Domestic Violence	Residential Care	Medicaid	Other
Total							
Unduplicated Count	994	607	255	0	0	397	0
Sex							
Female	578	341	128	0	0	254	0
Male	416	266	127	0	0	143	0
Age							
0-04	4	4	0	0	0	0	0
05-17	57	57	1	0	0	0	0
18-20	25	19	11	0	0	4	0
21-24	51	35	12	0	0	13	0
25-34	247	170	91	0	0	79	0
35-44	308	176	91	0	0	127	0
45-54	165	93	36	0	0	83	0
55-64	67	41	12	0	0	30	0
65-74	41	9	1	0	0	33	0
75-84	15	1	0	0	0	15	0
85+	14	2	0	0	0	13	0
Race							
White	717	448	195	0	0	268	0
Black	204	110	44	0	0	104	0
Native American	25	17	7	0	0	9	0
Hispanic	37	25	9	0	0	12	0
Asian	11	7	0	0	0	4	0
Presenting Problem/Diagnosis							
Alcohol Abuse	23	9	16	0	0	4	0
Developmental Disorder	26	24	1	0	0	3	0
Mood Disorder	494	304	151	0	0	167	0
Non Alcohol/Drug Related Organic	17	9	2	0	0	11	0
Other Non-Psychotic	133	103	31	0	0	36	0
Other Psychotic	90	41	16	0	0	60	0
Personality Disorder	9	5	4	0	0	5	0
Schizophrenia	162	79	18	0	0	108	0
Social Conditions	25	24	4	0	0	0	0
Substance Related	15	9	12	0	0	3	0
County of Residence							
Adair	2	1	1	0	0	0	0
Canadian	9	4	1	0	0	4	0
Cleveland	1	1	0	0	0	0	0
Lincoln	1	1	0	0	0	0	0
Oklahoma	981	600	253	0	0	393	0
Other Indicators							
Deaf and Hearing Impaired	7	1	1	0	0	5	0
Dual Diagnosis	90	51	52	0	0	36	0
Homeless	25	18	8	0	0	6	0
SED (6-17)	38	38	0	0	0	0	0
SMI (If ever)	811	479	219	0	0	355	0

Notes: The same client may be counted in more than one category, e.g., clients can receive services under more than one contract source, in more than one "County of Residence," or may have multiple "Other Indicators." Please see Definition page for other considerations.

Oklahoma Department of Mental Health and Substance Abuse Services

Counts of Admitted Clients Served by Funding Source for Each Agency During FY1998

NORTH FORK RESIDENTIAL CARE

	Total	Funding Source					
		Mental Health	Substance Abuse	Domestic Violence	Residential Care	Medicaid	Other
Total							
Unduplicated Count	66	0	0	0	66	0	0
Sex							
Female	20	0	0	0	20	0	0
Male	46	0	0	0	46	0	0
Age							
18-20	3	0	0	0	3	0	0
21-24	6	0	0	0	6	0	0
25-34	11	0	0	0	11	0	0
35-44	25	0	0	0	25	0	0
45-54	14	0	0	0	14	0	0
55-64	7	0	0	0	7	0	0
Race							
White	50	0	0	0	50	0	0
Black	10	0	0	0	10	0	0
Native American	6	0	0	0	6	0	0
Presenting Problem/Diagnosis							
Developmental Disorder	65	0	0	0	65	0	0
Deferred/No Diagnosis	1	0	0	0	1	0	0
County of Residence							
Adair	1	0	0	0	1	0	0
Cherokee	1	0	0	0	1	0	0
Choctaw	1	0	0	0	1	0	0
Cleveland	1	0	0	0	1	0	0
Craig	2	0	0	0	2	0	0
Kingfisher	1	0	0	0	1	0	0
LeFlore	1	0	0	0	1	0	0
Major	1	0	0	0	1	0	0
McCurtain	1	0	0	0	1	0	0
McIntosh	44	0	0	0	44	0	0
Murray	4	0	0	0	4	0	0
Muskogee	3	0	0	0	3	0	0
Oklahoma	2	0	0	0	2	0	0
Okmulgee	3	0	0	0	3	0	0
Other Indicators							
Homeless	2	0	0	0	2	0	0
SMI (If ever)	65	0	0	0	65	0	0

Notes: The same client may be counted in more than one category, e.g., clients can receive services under more than one contract source, in more than one "County of Residence," or may have multiple "Other Indicators." Please see Definition page for other considerations.

Oklahoma Department of Mental Health and Substance Abuse Services

Counts of Admitted Clients Served by Funding Source for Each Agency During FY1998

NW SUBSTANCE TREATMENT CENTER

	Total	Funding Source					
		Mental Health	Substance Abuse	Domestic Violence	Residential Care	Medicaid	Other
Total							
Unduplicated Count	149	0	149	0	0	0	0
Sex							
Female	103	0	103	0	0	0	0
Male	46	0	46	0	0	0	0
Age							
0-04	42	0	42	0	0	0	0
05-17	49	0	49	0	0	0	0
18-20	7	0	7	0	0	0	0
21-24	11	0	11	0	0	0	0
25-34	27	0	27	0	0	0	0
35-44	13	0	13	0	0	0	0
Race							
White	107	0	107	0	0	0	0
Black	29	0	29	0	0	0	0
Native American	10	0	10	0	0	0	0
Hispanic	2	0	2	0	0	0	0
Asian	1	0	1	0	0	0	0
Presenting Problem/Diagnosis							
Alcohol Abuse	12	0	12	0	0	0	0
Substance Related	47	0	47	0	0	0	0
Deferred/No Diagnosis	90	0	90	0	0	0	0
County of Residence							
Adair	7	0	7	0	0	0	0
Alfalfa	2	0	2	0	0	0	0
Blaine	2	0	2	0	0	0	0
Carter	2	0	2	0	0	0	0
Cleveland	2	0	2	0	0	0	0
Comanche	3	0	3	0	0	0	0
Custer	2	0	2	0	0	0	0
Dewey	3	0	3	0	0	0	0
Garfield	16	0	16	0	0	0	0
Garvin	3	0	3	0	0	0	0
Grady	3	0	3	0	0	0	0
Harper	2	0	2	0	0	0	0
Haskell	2	0	2	0	0	0	0
Jackson	12	0	12	0	0	0	0
Johnston	3	0	3	0	0	0	0
Kay	4	0	4	0	0	0	0
Kiowa	5	0	5	0	0	0	0
Logan	2	0	2	0	0	0	0
Mayes	7	0	7	0	0	0	0
Muskogee	1	0	1	0	0	0	0
Oklahoma	29	0	29	0	0	0	0
Okmulgee	3	0	3	0	0	0	0
Osage	2	0	2	0	0	0	0
Pushmataha	2	0	2	0	0	0	0
Rogers	5	0	5	0	0	0	0
Sequoyah	3	0	3	0	0	0	0
Texas	5	0	5	0	0	0	0

Notes: The same client may be counted in more than one category, e.g., clients can receive services under more than one contract source, in more than one "County of Residence," or may have multiple "Other Indicators." Please see Definition page for other considerations.

Oklahoma Department of Mental Health and Substance Abuse Services
Counts of Admitted Clients Served by Funding Source for Each Agency During FY1998
NW SUBSTANCE TREATMENT CENTER

	Total	Funding Source					
		Mental Health	Substance Abuse	Domestic Violence	Residential Care	Medicaid	Other
Wagoner	9	0	9	0	0	0	0
Woods	5	0	5	0	0	0	0
Woodward	3	0	3	0	0	0	0
Other Indicators							
Deaf and Hearing Impaired	1	0	1	0	0	0	0
Homeless	27	0	27	0	0	0	0
SMI (If ever)	18	0	18	0	0	0	0

Notes: The same client may be counted in more than one category, e.g., clients can receive services under more than one contract source, in more than one "County of Residence," or may have multiple "Other Indicators." Please see Definition page for other considerations.

Oklahoma Department of Mental Health and Substance Abuse Services
Counts of Admitted Clients Served by Funding Source for Each Agency During FY1998
OK COUNTY CRISIS INTERVENTION CENTER

	Total	Funding Source					
		Mental Health	Substance Abuse	Domestic Violence	Residential Care	Medicaid	Other
Total							
Unduplicated Count	3,191	2,191	1,462	0	0	2	0
Sex							
Female	1,372	1,051	488	0	0	1	0
Male	1,819	1,140	974	0	0	1	0
Age							
05-17	9	8	3	0	0	0	0
18-20	187	147	70	0	0	0	0
21-24	314	240	111	0	0	0	0
25-34	982	672	479	0	0	0	0
35-44	1,067	688	530	0	0	2	0
45-54	457	303	221	0	0	0	0
55-64	132	96	41	0	0	0	0
65-74	29	26	4	0	0	0	0
75-84	12	10	2	0	0	0	0
85+	2	1	1	0	0	0	0
Race							
White	2,370	1,621	1,099	0	0	2	0
Black	640	459	266	0	0	0	0
Native American	110	56	72	0	0	0	0
Hispanic	55	43	20	0	0	0	0
Asian	16	12	5	0	0	0	0
Presenting Problem/Diagnosis							
Alcohol Abuse	486	116	459	0	0	0	0
Developmental Disorder	11	11	1	0	0	0	0
Mood Disorder	1,036	877	284	0	0	1	0
Non Alcohol/Drug Related Organic	32	29	3	0	0	0	0
Other Non-Psychotic	339	303	54	0	0	0	0
Other Psychotic	447	413	99	0	0	1	0
Personality Disorder	2	2	0	0	0	0	0
Schizophrenia	315	287	82	0	0	0	0
Social Conditions	11	11	1	0	0	0	0
Substance Related	506	136	479	0	0	0	0
Deferred/No Diagnosis	6	6	0	0	0	0	0
County of Residence							
Alfalfa	1	1	0	0	0	0	0
Atoka	1	1	0	0	0	0	0
Beckham	1	1	1	0	0	0	0
Bryan	2	1	1	0	0	0	0
Caddo	2	0	2	0	0	0	0
Canadian	18	12	7	0	0	0	0
Carter	1	0	1	0	0	0	0
Choctaw	1	1	0	0	0	0	0
Cleveland	56	33	32	0	0	0	0
Comanche	3	2	1	0	0	0	0
Craig	1	1	0	0	0	0	0
Creek	1	0	1	0	0	0	0
Garfield	3	1	2	0	0	0	0
Garvin	6	3	3	0	0	0	0
Grady	8	3	6	0	0	0	0

Notes: The same client may be counted in more than one category, e.g., clients can receive services under more than one contract source, in more than one "County of Residence," or may have multiple "Other Indicators." Please see Definition page for other considerations.

Oklahoma Department of Mental Health and Substance Abuse Services
Counts of Admitted Clients Served by Funding Source for Each Agency During FY1998
OK COUNTY CRISIS INTERVENTION CENTER

	Funding Source						
	Total	Mental Health	Substance Abuse	Domestic Violence	Residential Care	Medicaid	Other
Grant	1	1	0	0	0	0	0
Greer	1	1	1	0	0	0	0
Hughes	2	1	1	0	0	0	0
Jackson	2	1	1	0	0	0	0
Jefferson	2	1	1	0	0	0	0
Johnston	1	1	0	0	0	0	0
Kingfisher	4	2	3	0	0	0	0
Lincoln	39	31	12	0	0	0	0
Logan	29	25	8	0	0	0	0
McClain	3	1	2	0	0	0	0
Murray	1	1	0	0	0	0	0
Okfuskee	3	3	1	0	0	0	0
Oklahoma	2,942	2,029	1,351	0	0	2	0
Okmulgee	5	3	2	0	0	0	0
Payne	2	2	1	0	0	0	0
Pontotoc	1	0	1	0	0	0	0
Pottawatomie	11	2	9	0	0	0	0
Roger Mills	3	3	0	0	0	0	0
Rogers	2	2	0	0	0	0	0
Seminole	1	0	1	0	0	0	0
Out of State/Unknown	31	21	10	0	0	0	0
Other Indicators							
Deaf and Hearing Impaired	27	18	17	0	0	0	0
Dual Diagnosis	272	152	213	0	0	0	0
Homeless	467	285	261	0	0	0	0
SMI (If ever)	2,441	1,727	1,108	0	0	2	0

Notes: The same client may be counted in more than one category, e.g., clients can receive services under more than one contract source, in more than one "County of Residence," or may have multiple "Other Indicators." Please see Definition page for other considerations.

Oklahoma Department of Mental Health and Substance Abuse Services

Counts of Admitted Clients Served by Funding Source for Each Agency During FY1998

OKLAHOMA YOUTH CENTER

	Total	Funding Source					
		Mental Health	Substance Abuse	Domestic Violence	Residential Care	Medicaid	Other
Total							
Unduplicated Count	220	220	0	0	0	0	0
Sex							
Female	89	89	0	0	0	0	0
Male	131	131	0	0	0	0	0
Age							
05-17	212	212	0	0	0	0	0
18-20	8	8	0	0	0	0	0
Race							
White	154	154	0	0	0	0	0
Black	23	23	0	0	0	0	0
Native American	26	26	0	0	0	0	0
Hispanic	16	16	0	0	0	0	0
Asian	1	1	0	0	0	0	0
Presenting Problem/Diagnosis							
Alcohol Abuse	1	1	0	0	0	0	0
Developmental Disorder	70	70	0	0	0	0	0
Mood Disorder	69	69	0	0	0	0	0
Other Non-Psychotic	48	48	0	0	0	0	0
Other Psychotic	8	8	0	0	0	0	0
Personality Disorder	1	1	0	0	0	0	0
Schizophrenia	2	2	0	0	0	0	0
Social Conditions	13	13	0	0	0	0	0
Substance Related	8	8	0	0	0	0	0
County of Residence							
Beckham	4	4	0	0	0	0	0
Blaine	1	1	0	0	0	0	0
Bryan	3	3	0	0	0	0	0
Caddo	4	4	0	0	0	0	0
Canadian	6	6	0	0	0	0	0
Carter	3	3	0	0	0	0	0
Cleveland	80	80	0	0	0	0	0
Comanche	3	3	0	0	0	0	0
Custer	6	6	0	0	0	0	0
Garfield	1	1	0	0	0	0	0
Garvin	2	2	0	0	0	0	0
Grady	3	3	0	0	0	0	0
Greer	3	3	0	0	0	0	0
Harmon	2	2	0	0	0	0	0
Jackson	1	1	0	0	0	0	0
Kay	8	8	0	0	0	0	0
Kiowa	2	2	0	0	0	0	0
Latimer	1	1	0	0	0	0	0
Logan	3	3	0	0	0	0	0
McClain	17	17	0	0	0	0	0
McCurtain	2	2	0	0	0	0	0
McIntosh	3	3	0	0	0	0	0
Muskogee	1	1	0	0	0	0	0
Noble	1	1	0	0	0	0	0
Oklahoma	34	34	0	0	0	0	0

Notes: The same client may be counted in more than one category, e.g., clients can receive services under more than one contract source, in more than one "County of Residence," or may have multiple "Other Indicators." Please see Definition page for other considerations.

Oklahoma Department of Mental Health and Substance Abuse Services
Counts of Admitted Clients Served by Funding Source for Each Agency During FY1998
OKLAHOMA YOUTH CENTER

	Funding Source						
	Total	Mental Health	Substance Abuse	Domestic Violence	Residential Care	Medicaid	Other
Osage	3	3	0	0	0	0	0
Payne	10	10	0	0	0	0	0
Pittsburgh	1	1	0	0	0	0	0
Pottawatomie	7	7	0	0	0	0	0
Stephens	1	1	0	0	0	0	0
Tulsa	1	1	0	0	0	0	0
Wagoner	2	2	0	0	0	0	0
Woodward	1	1	0	0	0	0	0
Other Indicators							
Deaf and Hearing Impaired	4	4	0	0	0	0	0
Dual Diagnosis	9	9	0	0	0	0	0
Homeless	3	3	0	0	0	0	0
SED (6-17)	207	207	0	0	0	0	0
SMI (If ever)	27	27	0	0	0	0	0

Notes: The same client may be counted in more than one category, e.g., clients can receive services under more than one contract source, in more than one "County of Residence," or may have multiple "Other Indicators." Please see Definition page for other considerations.

Oklahoma Department of Mental Health and Substance Abuse Services

Counts of Admitted Clients Served by Funding Source for Each Agency During FY1998

OPPORTUNITIES, INC.

	Total	Funding Source					
		Mental Health	Substance Abuse	Domestic Violence	Residential Care	Medicaid	Other
Total							
Unduplicated Count	322	0	322	0	0	0	0
Sex							
Female	87	0	87	0	0	0	0
Male	235	0	235	0	0	0	0
Age							
18-20	28	0	28	0	0	0	0
21-24	35	0	35	0	0	0	0
25-34	126	0	126	0	0	0	0
35-44	95	0	95	0	0	0	0
45-54	28	0	28	0	0	0	0
55-64	9	0	9	0	0	0	0
75-84	1	0	1	0	0	0	0
Race							
White	215	0	215	0	0	0	0
Black	24	0	24	0	0	0	0
Native American	70	0	70	0	0	0	0
Hispanic	11	0	11	0	0	0	0
Asian	2	0	2	0	0	0	0
Presenting Problem/Diagnosis							
Alcohol Abuse	73	0	73	0	0	0	0
Substance Related	249	0	249	0	0	0	0
County of Residence							
Alfalfa	1	0	1	0	0	0	0
Beckham	20	0	20	0	0	0	0
Blaine	23	0	23	0	0	0	0
Bryan	3	0	3	0	0	0	0
Caddo	40	0	40	0	0	0	0
Canadian	10	0	10	0	0	0	0
Carter	2	0	2	0	0	0	0
Choctaw	1	0	1	0	0	0	0
Cleveland	8	0	8	0	0	0	0
Comanche	11	0	11	0	0	0	0
Creek	2	0	2	0	0	0	0
Custer	40	0	40	0	0	0	0
Delaware	1	0	1	0	0	0	0
Dewey	2	0	2	0	0	0	0
Garfield	10	0	10	0	0	0	0
Grady	11	0	11	0	0	0	0
Grant	1	0	1	0	0	0	0
Greer	2	0	2	0	0	0	0
Hughes	1	0	1	0	0	0	0
Jackson	3	0	3	0	0	0	0
Kay	11	0	11	0	0	0	0
Kingfisher	3	0	3	0	0	0	0
Kiowa	7	0	7	0	0	0	0
LeFlore	1	0	1	0	0	0	0
Lincoln	2	0	2	0	0	0	0
Logan	4	0	4	0	0	0	0
Major	1	0	1	0	0	0	0

Notes: The same client may be counted in more than one category, e.g., clients can receive services under more than one contract source, in more than one "County of Residence," or may have multiple "Other Indicators." Please see Definition page for other considerations.

Oklahoma Department of Mental Health and Substance Abuse Services
Counts of Admitted Clients Served by Funding Source for Each Agency During FY1998
OPPORTUNITIES, INC.

	Funding Source						
	Total	Mental Health	Substance Abuse	Domestic Violence	Residential Care	Medicaid	Other
Mayes	1	0	1	0	0	0	0
Murray	1	0	1	0	0	0	0
Muskogee	1	0	1	0	0	0	0
Noble	1	0	1	0	0	0	0
Oklahoma	31	0	31	0	0	0	0
Osage	27	0	27	0	0	0	0
Ottawa	1	0	1	0	0	0	0
Pawnee	3	0	3	0	0	0	0
Payne	3	0	3	0	0	0	0
Pottawatomie	1	0	1	0	0	0	0
Pushmataha	2	0	2	0	0	0	0
Seminole	1	0	1	0	0	0	0
Stephens	1	0	1	0	0	0	0
Texas	5	0	5	0	0	0	0
Tillman	1	0	1	0	0	0	0
Tulsa	5	0	5	0	0	0	0
Wagoner	2	0	2	0	0	0	0
Washita	1	0	1	0	0	0	0
Woods	5	0	5	0	0	0	0
Woodward	4	0	4	0	0	0	0
Out of State/Unknown	4	0	4	0	0	0	0
Other Indicators							
Deaf and Hearing Impaired	3	0	3	0	0	0	0
Homeless	34	0	34	0	0	0	0
SMI (If ever)	62	0	62	0	0	0	0

Notes: The same client may be counted in more than one category, e.g., clients can receive services under more than one contract source, in more than one "County of Residence," or may have multiple "Other Indicators." Please see Definition page for other considerations.

Oklahoma Department of Mental Health and Substance Abuse Services

Counts of Admitted Clients Served by Funding Source for Each Agency During FY1998

PADEN RESIDENTIAL CARE

	Total	Funding Source					
		Mental Health	Substance Abuse	Domestic Violence	Residential Care	Medicaid	Other
Total							
Unduplicated Count	48	0	0	0	48	0	0
Sex							
Female	17	0	0	0	17	0	0
Male	31	0	0	0	31	0	0
Age							
25-34	11	0	0	0	11	0	0
35-44	9	0	0	0	9	0	0
45-54	14	0	0	0	14	0	0
55-64	12	0	0	0	12	0	0
75-84	2	0	0	0	2	0	0
Race							
White	36	0	0	0	36	0	0
Black	4	0	0	0	4	0	0
Native American	6	0	0	0	6	0	0
Asian	2	0	0	0	2	0	0
Presenting Problem/Diagnosis							
Developmental Disorder	27	0	0	0	27	0	0
Mood Disorder	4	0	0	0	4	0	0
Other Psychotic	9	0	0	0	9	0	0
Social Conditions	8	0	0	0	8	0	0
County of Residence							
Canadian	1	0	0	0	1	0	0
Cleveland	6	0	0	0	6	0	0
Creek	1	0	0	0	1	0	0
Lincoln	3	0	0	0	3	0	0
McIntosh	2	0	0	0	2	0	0
Okfuskee	19	0	0	0	19	0	0
Oklahoma	9	0	0	0	9	0	0
Pittsburgh	1	0	0	0	1	0	0
Pontotoc	1	0	0	0	1	0	0
Pottawatomie	1	0	0	0	1	0	0
Woodward	4	0	0	0	4	0	0
Other Indicators							
Homeless	3	0	0	0	3	0	0
SMI (If ever)	48	0	0	0	48	0	0

Notes: The same client may be counted in more than one category, e.g., clients can receive services under more than one contract source, in more than one "County of Residence," or may have multiple "Other Indicators." Please see Definition page for other considerations.

Oklahoma Department of Mental Health and Substance Abuse Services
Counts of Admitted Clients Served by Funding Source for Each Agency During FY1998
PALMER DRUG ABUSE PROGRAM INC.

	Total	Funding Source					
		Mental Health	Substance Abuse	Domestic Violence	Residential Care	Medicaid	Other
Total							
Unduplicated Count	177	0	177	0	0	0	0
Sex							
Female	55	0	55	0	0	0	0
Male	122	0	122	0	0	0	0
Age							
05-17	150	0	150	0	0	0	0
18-20	27	0	27	0	0	0	0
Race							
White	127	0	127	0	0	0	0
Black	36	0	36	0	0	0	0
Native American	10	0	10	0	0	0	0
Hispanic	2	0	2	0	0	0	0
Asian	2	0	2	0	0	0	0
Presenting Problem/Diagnosis							
Alcohol Abuse	24	0	24	0	0	0	0
Social Conditions	13	0	13	0	0	0	0
Substance Related	140	0	140	0	0	0	0
County of Residence							
Rogers	2	0	2	0	0	0	0
Tulsa	174	0	174	0	0	0	0
Wagoner	1	0	1	0	0	0	0
Other Indicators							
SMI (If ever)	7	0	7	0	0	0	0

Notes: The same client may be counted in more than one category, e.g., clients can receive services under more than one contract source, in more than one "County of Residence," or may have multiple "Other Indicators." Please see Definition page for other considerations.

Oklahoma Department of Mental Health and Substance Abuse Services

Counts of Admitted Clients Served by Funding Source for Each Agency During FY1998

PARKSIDE, INC.

	Total	Funding Source					
		Mental Health	Substance Abuse	Domestic Violence	Residential Care	Medicaid	Other
Total							
Unduplicated Count	4,470	4,016	1,364	0	0	1,081	235
Sex							
Female	2,357	2,097	540	0	0	643	175
Male	2,113	1,919	824	0	0	438	60
Age							
0-04	5	4	0	0	0	2	0
05-17	199	145	4	0	0	102	18
18-20	193	174	69	0	0	16	9
21-24	292	264	105	0	0	37	16
25-34	1,103	980	440	0	0	188	58
35-44	1,412	1,276	480	0	0	357	76
45-54	809	745	208	0	0	229	32
55-64	326	301	51	0	0	112	18
65-74	103	99	7	0	0	32	8
75-84	25	25	0	0	0	5	0
85+	3	3	0	0	0	1	0
Race							
White	3,359	3,016	1,079	0	0	691	159
Black	811	730	189	0	0	316	63
Native American	181	169	61	0	0	42	9
Hispanic	92	76	31	0	0	26	3
Asian	27	25	4	0	0	6	1
Presenting Problem/Diagnosis							
Alcohol Abuse	75	60	59	0	0	10	1
Developmental Disorder	60	46	0	0	0	28	7
Mood Disorder	2,281	2,024	840	0	0	371	115
Non Alcohol/Drug Related Organic	43	43	5	0	0	20	1
Other Non-Psychotic	406	367	63	0	0	72	18
Other Psychotic	598	560	139	0	0	163	23
Personality Disorder	76	72	21	0	0	14	4
Schizophrenia	774	716	174	0	0	358	60
Social Conditions	76	55	5	0	0	37	4
Substance Related	78	70	58	0	0	8	2
Deferred/No Diagnosis	3	3	0	0	0	0	0
County of Residence							
Adair	1	1	0	0	0	1	0
Cimarron	2	2	1	0	0	0	0
Cleveland	1	1	0	0	0	0	0
Comanche	2	2	0	0	0	1	0
Cotton	1	1	0	0	0	0	0
Craig	3	3	0	0	0	1	0
Creek	25	17	10	0	0	3	1
Delaware	2	2	0	0	0	0	0
Grant	1	0	1	0	0	0	0
Kay	1	1	1	0	0	0	0
Lincoln	3	1	1	0	0	2	0
Mayes	5	5	1	0	0	1	0
McCurtain	1	1	0	0	0	0	0
McIntosh	1	1	0	0	0	0	0

Notes: The same client may be counted in more than one category, e.g., clients can receive services under more than one contract source, in more than one "County of Residence," or may have multiple "Other Indicators." Please see Definition page for other considerations.

Oklahoma Department of Mental Health and Substance Abuse Services

Counts of Admitted Clients Served by Funding Source for Each Agency During FY1998

PARKSIDE, INC.

	Funding Source						
	Total	Mental Health	Substance Abuse	Domestic Violence	Residential Care	Medicaid	Other
Muskogee	10	10	4	0	0	1	0
Noble	4	4	0	0	0	0	0
Okfuskee	1	1	0	0	0	0	0
Oklahoma	3	3	2	0	0	0	0
Okmulgee	7	6	3	0	0	0	0
Osage	42	39	8	0	0	12	1
Ottawa	1	1	1	0	0	0	0
Pawnee	4	4	1	0	0	1	1
Payne	3	3	0	0	0	0	0
Pittsburgh	1	1	0	0	0	0	0
Pontotoc	1	1	0	0	0	1	0
Pottawatomie	2	2	0	0	0	0	0
Rogers	16	12	4	0	0	4	1
Tillman	2	1	0	0	0	1	1
Tulsa	4,274	3,846	1,306	0	0	1,050	229
Wagoner	14	14	8	0	0	0	0
Washington	2	2	2	0	0	0	0
Washita	5	4	0	0	0	0	1
Out of State/Unknown	29	24	10	0	0	2	0
Other Indicators							
Deaf and Hearing Impaired	17	14	3	0	0	7	3
Dual Diagnosis	1,120	941	860	0	0	258	46
Homeless	427	391	190	0	0	81	14
SED (6-17)	59	47	0	0	0	24	7
SMI (If ever)	3,498	3,179	1,074	0	0	941	193

Notes: The same client may be counted in more than one category, e.g., clients can receive services under more than one contract source, in more than one "County of Residence," or may have multiple "Other Indicators." Please see Definition page for other considerations.

Oklahoma Department of Mental Health and Substance Abuse Services

Counts of Admitted Clients Served by Funding Source for Each Agency During FY1998

PAYNE CO COUNSELING SVC,INC.

	Total	Funding Source					
		Mental Health	Substance Abuse	Domestic Violence	Residential Care	Medicaid	Other
Total							
Unduplicated Count	194	0	194	0	0	0	0
Sex							
Female	34	0	34	0	0	0	0
Male	160	0	160	0	0	0	0
Age							
18-20	38	0	38	0	0	0	0
21-24	47	0	47	0	0	0	0
25-34	40	0	40	0	0	0	0
35-44	48	0	48	0	0	0	0
45-54	18	0	18	0	0	0	0
55-64	1	0	1	0	0	0	0
65-74	1	0	1	0	0	0	0
75-84	1	0	1	0	0	0	0
Race							
White	152	0	152	0	0	0	0
Black	14	0	14	0	0	0	0
Native American	19	0	19	0	0	0	0
Hispanic	8	0	8	0	0	0	0
Asian	1	0	1	0	0	0	0
Presenting Problem/Diagnosis							
Alcohol Abuse	145	0	145	0	0	0	0
Social Conditions	6	0	6	0	0	0	0
Substance Related	40	0	40	0	0	0	0
Deferred/No Diagnosis	3	0	3	0	0	0	0
County of Residence							
Cleveland	1	0	1	0	0	0	0
Creek	3	0	3	0	0	0	0
Garfield	1	0	1	0	0	0	0
Garvin	1	0	1	0	0	0	0
Kay	2	0	2	0	0	0	0
Logan	4	0	4	0	0	0	0
Noble	6	0	6	0	0	0	0
Oklahoma	3	0	3	0	0	0	0
Osage	1	0	1	0	0	0	0
Pawnee	3	0	3	0	0	0	0
Payne	165	0	165	0	0	0	0
Pottawatomie	1	0	1	0	0	0	0
Tulsa	3	0	3	0	0	0	0
Other Indicators							
Deaf and Hearing Impaired	1	0	1	0	0	0	0
Homeless	2	0	2	0	0	0	0
SMI (If ever)	5	0	5	0	0	0	0

Notes: The same client may be counted in more than one category, e.g., clients can receive services under more than one contract source, in more than one "County of Residence," or may have multiple "Other Indicators." Please see Definition page for other considerations.

Oklahoma Department of Mental Health and Substance Abuse Services
Counts of Admitted Clients Served by Funding Source for Each Agency During FY1998
PEOPLE INCORPORATED

		Funding Source						
		Total	Mental Health	Substance Abuse	Domestic Violence	Residential Care	Medicaid	Other
Total	Unduplicated Count	312	312	0	0	0	0	0
Sex	Female	98	98	0	0	0	0	0
	Male	214	214	0	0	0	0	0
Age	05-17	282	282	0	0	0	0	0
	18-20	30	30	0	0	0	0	0
Race	White	216	216	0	0	0	0	0
	Black	14	14	0	0	0	0	0
	Native American	80	80	0	0	0	0	0
	Hispanic	2	2	0	0	0	0	0
Presenting Problem/Diagnosis	Deferred/No Diagnosis	312	312	0	0	0	0	0
County of Residence	Sequoyah	310	310	0	0	0	0	0
	Stephens	2	2	0	0	0	0	0
Other Indicators	Deaf and Hearing Impaired	2	2	0	0	0	0	0
	SMI (If ever)	12	12	0	0	0	0	0

Notes: The same client may be counted in more than one category, e.g., clients can receive services under more than one contract source, in more than one "County of Residence," or may have multiple "Other Indicators." Please see Definition page for other considerations.

Oklahoma Department of Mental Health and Substance Abuse Services
Counts of Admitted Clients Served by Funding Source for Each Agency During FY1998
PROJECT SAFE, INC.

	Total	Funding Source					
		Mental Health	Substance Abuse	Domestic Violence	Residential Care	Medicaid	Other
Total							
Unduplicated Count	109	0	0	109	0	0	0
Sex							
Female	96	0	0	96	0	0	0
Male	13	0	0	13	0	0	0
Age							
0-04	8	0	0	8	0	0	0
05-17	20	0	0	20	0	0	0
18-20	8	0	0	8	0	0	0
21-24	10	0	0	10	0	0	0
25-34	35	0	0	35	0	0	0
35-44	20	0	0	20	0	0	0
45-54	6	0	0	6	0	0	0
55-64	2	0	0	2	0	0	0
Race							
White	89	0	0	89	0	0	0
Native American	16	0	0	16	0	0	0
Hispanic	4	0	0	4	0	0	0
Presenting Problem/Diagnosis							
Other Psychotic	1	0	0	1	0	0	0
Social Conditions	107	0	0	107	0	0	0
Deferred/No Diagnosis	1	0	0	1	0	0	0
County of Residence							
Cleveland	3	0	0	3	0	0	0
Lincoln	8	0	0	8	0	0	0
Oklahoma	1	0	0	1	0	0	0
Pottawatomie	93	0	0	93	0	0	0
Seminole	4	0	0	4	0	0	0
Other Indicators							
Homeless	17	0	0	17	0	0	0
SMI (If ever)	14	0	0	14	0	0	0

Notes: The same client may be counted in more than one category, e.g., clients can receive services under more than one contract source, in more than one "County of Residence," or may have multiple "Other Indicators." Please see Definition page for other considerations.

Oklahoma Department of Mental Health and Substance Abuse Services

Counts of Admitted Clients Served by Funding Source for Each Agency During FY1998

RAMBLING ROSE RESIDENTIAL CARE

	Total	Funding Source					
		Mental Health	Substance Abuse	Domestic Violence	Residential Care	Medicaid	Other
Total							
Unduplicated Count	18	0	0	0	18	0	0
Sex							
Female	7	0	0	0	7	0	0
Male	11	0	0	0	11	0	0
Age							
35-44	4	0	0	0	4	0	0
45-54	5	0	0	0	5	0	0
55-64	6	0	0	0	6	0	0
65-74	2	0	0	0	2	0	0
75-84	1	0	0	0	1	0	0
Race							
White	14	0	0	0	14	0	0
Black	3	0	0	0	3	0	0
Hispanic	1	0	0	0	1	0	0
Presenting Problem/Diagnosis							
Alcohol Abuse	1	0	0	0	1	0	0
Developmental Disorder	3	0	0	0	3	0	0
Mood Disorder	5	0	0	0	5	0	0
Other Psychotic	3	0	0	0	3	0	0
Social Conditions	5	0	0	0	5	0	0
Deferred/No Diagnosis	1	0	0	0	1	0	0
County of Residence							
Craig	1	0	0	0	1	0	0
Delaware	1	0	0	0	1	0	0
Mayes	16	0	0	0	16	0	0
Other Indicators							
SMI (If ever)	18	0	0	0	18	0	0

Notes: The same client may be counted in more than one category, e.g., clients can receive services under more than one contract source, in more than one "County of Residence," or may have multiple "Other Indicators." Please see Definition page for other considerations.

Oklahoma Department of Mental Health and Substance Abuse Services

Counts of Admitted Clients Served by Funding Source for Each Agency During FY1998

RED ROCK BEHAVIORAL HEALTH SVC

	Total	Funding Source					
		Mental Health	Substance Abuse	Domestic Violence	Residential Care	Medicaid	Other
Total							
Unduplicated Count	2,588	816	106	0	0	1,550	1,855
Sex							
Female	1,346	406	33	0	0	866	995
Male	1,242	410	73	0	0	684	860
Age							
0-04	80	7	0	0	0	57	52
05-17	772	137	2	0	0	546	522
18-20	51	15	2	0	0	21	26
21-24	59	23	4	0	0	23	41
25-34	326	117	32	0	0	141	237
35-44	523	213	47	0	0	254	390
45-54	298	143	12	0	0	152	221
55-64	170	79	6	0	0	100	128
65-74	117	41	1	0	0	85	93
75-84	101	25	0	0	0	93	77
85+	91	16	0	0	0	78	68
Race							
White	1,547	452	75	0	0	871	1,120
Black	827	314	24	0	0	514	594
Native American	164	37	4	0	0	134	110
Hispanic	43	8	3	0	0	28	26
Asian	7	5	0	0	0	3	5
Presenting Problem/Diagnosis							
Alcohol Abuse	32	5	9	0	0	12	17
Developmental Disorder	298	55	0	0	0	209	194
Mood Disorder	760	288	29	0	0	397	559
Non Alcohol/Drug Related Organic	105	31	1	0	0	85	76
Other Non-Psychotic	657	104	22	0	0	430	462
Other Psychotic	203	101	8	0	0	113	137
Personality Disorder	17	4	0	0	0	11	15
Schizophrenia	404	203	19	0	0	247	312
Social Conditions	70	14	4	0	0	35	55
Substance Related	41	11	14	0	0	11	27
Deferred/No Diagnosis	1	0	0	0	0	0	1
County of Residence							
Caddo	10	0	0	0	0	9	5
Canadian	7	2	2	0	0	2	7
Cleveland	63	24	5	0	0	34	50
Coal	3	0	0	0	0	1	3
Comanche	41	7	0	0	0	36	24
Craig	3	0	0	0	0	3	0
Creek	1	0	0	0	0	1	1
Custer	4	0	0	0	0	0	4
Dewey	1	1	0	0	0	0	1
Garfield	9	2	1	0	0	6	5
Garvin	1	0	0	0	0	0	1
Grady	2	0	1	0	0	1	1
Jackson	2	0	0	0	0	2	0
Jefferson	2	0	0	0	0	2	0

Notes: The same client may be counted in more than one category, e.g., clients can receive services under more than one contract source, in more than one "County of Residence," or may have multiple "Other Indicators." Please see Definition page for other considerations.

Oklahoma Department of Mental Health and Substance Abuse Services

Counts of Admitted Clients Served by Funding Source for Each Agency During FY1998

RED ROCK BEHAVIORAL HEALTH SVC

	Total	Funding Source					Medicaid	Other
		Mental Health	Substance Abuse	Domestic Violence	Residential Care			
LeFlore	14	0	0	0	0	12	2	
Lincoln	344	102	4	0	0	266	204	
Logan	3	1	0	0	0	1	3	
Love	4	0	0	0	0	4	2	
McClain	1	0	0	0	0	1	0	
Murray	1	0	0	0	0	0	1	
Okfuskee	2	2	0	0	0	0	2	
Oklahoma	1,422	475	84	0	0	759	1,036	
Payne	2	2	0	0	0	1	2	
Pontotoc	1	0	0	0	0	0	1	
Pottawatomie	478	172	6	0	0	264	385	
Seminole	144	24	0	0	0	132	96	
Stephens	11	2	0	0	0	9	9	
Tulsa	12	0	3	0	0	4	10	
Other Indicators								
Deaf and Hearing Impaired	26	6	1	0	0	21	21	
Dual Diagnosis	284	145	40	0	0	132	189	
Homeless	17	8	5	0	0	7	12	
SED (6-17)	207	51	0	0	0	177	135	
SMI (If ever)	1,201	577	61	0	0	655	859	

Notes: The same client may be counted in more than one category, e.g., clients can receive services under more than one contract source, in more than one "County of Residence," or may have multiple "Other Indicators." Please see Definition page for other considerations.

Oklahoma Department of Mental Health and Substance Abuse Services

Counts of Admitted Clients Served by Funding Source for Each Agency During FY1998

RED ROCK WEST

	Total	Funding Source					
		Mental Health	Substance Abuse	Domestic Violence	Residential Care	Medicaid	Other
Total							
Unduplicated Count	1,582	1,450	0	0	0	452	5
Sex							
Female	877	791	0	0	0	298	0
Male	705	659	0	0	0	154	5
Age							
0-04	19	19	0	0	0	0	0
05-17	237	234	0	0	0	1	3
18-20	82	81	0	0	0	2	0
21-24	142	135	0	0	0	33	0
25-34	337	305	0	0	0	121	0
35-44	410	380	0	0	0	137	1
45-54	213	188	0	0	0	83	1
55-64	99	76	0	0	0	50	0
65-74	30	23	0	0	0	17	0
75-84	12	8	0	0	0	7	0
85+	1	1	0	0	0	1	0
Race							
White	1,347	1,237	0	0	0	380	4
Black	76	69	0	0	0	32	0
Native American	80	74	0	0	0	22	1
Hispanic	78	69	0	0	0	18	0
Asian	1	1	0	0	0	0	0
Presenting Problem/Diagnosis							
Alcohol Abuse	59	55	0	0	0	10	0
Developmental Disorder	90	88	0	0	0	1	2
Mood Disorder	696	637	0	0	0	222	1
Non Alcohol/Drug Related Organic	20	16	0	0	0	9	0
Other Non-Psychotic	408	385	0	0	0	77	0
Other Psychotic	67	59	0	0	0	29	0
Personality Disorder	19	14	0	0	0	10	0
Schizophrenia	124	100	0	0	0	80	1
Social Conditions	51	48	0	0	0	7	1
Substance Related	48	48	0	0	0	7	0
County of Residence							
Adair	1	1	0	0	0	0	0
Alfalfa	1	1	0	0	0	0	0
Beckham	451	416	0	0	0	131	1
Blaine	165	152	0	0	0	47	0
Caddo	31	28	0	0	0	3	0
Canadian	5	5	0	0	0	0	0
Choctaw	1	1	0	0	0	0	0
Cleveland	3	3	0	0	0	1	0
Custer	462	423	0	0	0	134	2
Dewey	28	27	0	0	0	6	0
Garfield	2	2	0	0	0	0	0
Garvin	3	2	0	0	0	1	0
Greer	66	59	0	0	0	29	0
Jackson	6	6	0	0	0	0	0
Kingfisher	2	2	0	0	0	0	0

Notes: The same client may be counted in more than one category, e.g., clients can receive services under more than one contract source, in more than one "County of Residence," or may have multiple "Other Indicators." Please see Definition page for other considerations.

Oklahoma Department of Mental Health and Substance Abuse Services

Counts of Admitted Clients Served by Funding Source for Each Agency During FY1998

RED ROCK WEST

	Total	Funding Source					
		Mental Health	Substance Abuse	Domestic Violence	Residential Care	Medicaid	Other
Kiowa	174	154	0	0	0	55	1
Major	3	3	0	0	0	0	0
McCurtain	1	1	0	0	0	0	0
Oklahoma	1	1	0	0	0	0	0
Roger Mills	20	20	0	0	0	1	0
Tulsa	1	1	0	0	0	0	0
Washita	135	124	0	0	0	41	1
Woods	3	1	0	0	0	2	0
Out of State/Unknown	17	17	0	0	0	1	0
Other Indicators							
Deaf and Hearing Impaired	12	8	0	0	0	7	1
Dual Diagnosis	162	151	0	0	0	41	0
Homeless	20	17	0	0	0	4	0
SED (6-17)	183	180	0	0	0	1	3
SMI (If ever)	920	812	0	0	0	383	2

Notes: The same client may be counted in more than one category, e.g., clients can receive services under more than one contract source, in more than one "County of Residence," or may have multiple "Other Indicators." Please see Definition page for other considerations.

Oklahoma Department of Mental Health and Substance Abuse Services

Counts of Admitted Clients Served by Funding Source for Each Agency During FY1998

ROADBACK, INC.

	Total	Funding Source					
		Mental Health	Substance Abuse	Domestic Violence	Residential Care	Medicaid	Other
Total							
Unduplicated Count	306	0	306	0	0	0	0
Sex							
Female	87	0	87	0	0	0	0
Male	219	0	219	0	0	0	0
Age							
05-17	14	0	14	0	0	0	0
18-20	12	0	12	0	0	0	0
21-24	23	0	23	0	0	0	0
25-34	96	0	96	0	0	0	0
35-44	109	0	109	0	0	0	0
45-54	37	0	37	0	0	0	0
55-64	13	0	13	0	0	0	0
65-74	2	0	2	0	0	0	0
Race							
White	183	0	183	0	0	0	0
Black	60	0	60	0	0	0	0
Native American	51	0	51	0	0	0	0
Hispanic	11	0	11	0	0	0	0
Asian	1	0	1	0	0	0	0
Presenting Problem/Diagnosis							
Alcohol Abuse	162	0	162	0	0	0	0
Social Conditions	1	0	1	0	0	0	0
Substance Related	143	0	143	0	0	0	0
County of Residence							
Atoka	1	0	1	0	0	0	0
Beckham	2	0	2	0	0	0	0
Bryan	2	0	2	0	0	0	0
Caddo	8	0	8	0	0	0	0
Canadian	2	0	2	0	0	0	0
Carter	4	0	4	0	0	0	0
Cleveland	3	0	3	0	0	0	0
Coal	2	0	2	0	0	0	0
Comanche	175	0	175	0	0	0	0
Cotton	1	0	1	0	0	0	0
Craig	1	0	1	0	0	0	0
Custer	1	0	1	0	0	0	0
Grady	4	0	4	0	0	0	0
Grant	1	0	1	0	0	0	0
Greer	5	0	5	0	0	0	0
Jackson	31	0	31	0	0	0	0
Lincoln	1	0	1	0	0	0	0
Mayes	2	0	2	0	0	0	0
McClain	1	0	1	0	0	0	0
McCurtain	1	0	1	0	0	0	0
Murray	2	0	2	0	0	0	0
Nowata	1	0	1	0	0	0	0
Okfuskee	1	0	1	0	0	0	0
Oklahoma	15	0	15	0	0	0	0
Payne	1	0	1	0	0	0	0

Notes: The same client may be counted in more than one category, e.g., clients can receive services under more than one contract source, in more than one "County of Residence," or may have multiple "Other Indicators." Please see Definition page for other considerations.

Oklahoma Department of Mental Health and Substance Abuse Services
Counts of Admitted Clients Served by Funding Source for Each Agency During FY1998
ROADBACK, INC.

	Total	Funding Source					
		Mental Health	Substance Abuse	Domestic Violence	Residential Care	Medicaid	Other
Pittsburgh	1	0	1	0	0	0	0
Pontotoc	1	0	1	0	0	0	0
Rogers	1	0	1	0	0	0	0
Stephens	19	0	19	0	0	0	0
Tillman	4	0	4	0	0	0	0
Tulsa	2	0	2	0	0	0	0
Out of State/Unknown	10	0	10	0	0	0	0
Other Indicators							
Homeless	73	0	73	0	0	0	0
SMI (If ever)	66	0	66	0	0	0	0

Notes: The same client may be counted in more than one category, e.g., clients can receive services under more than one contract source, in more than one "County of Residence," or may have multiple "Other Indicators." Please see Definition page for other considerations.

Oklahoma Department of Mental Health and Substance Abuse Services

Counts of Admitted Clients Served by Funding Source for Each Agency During FY1998

ROGERS CO COMMUNITY SERVICES

	Total	Funding Source					
		Mental Health	Substance Abuse	Domestic Violence	Residential Care	Medicaid	Other
Total							
Unduplicated Count	177	0	0	177	0	0	0
Sex							
Female	134	0	0	134	0	0	0
Male	43	0	0	43	0	0	0
Age							
0-04	28	0	0	28	0	0	0
05-17	45	0	0	45	0	0	0
18-20	10	0	0	10	0	0	0
21-24	13	0	0	13	0	0	0
25-34	45	0	0	45	0	0	0
35-44	28	0	0	28	0	0	0
45-54	6	0	0	6	0	0	0
55-64	2	0	0	2	0	0	0
Race							
White	120	0	0	120	0	0	0
Black	4	0	0	4	0	0	0
Native American	48	0	0	48	0	0	0
Hispanic	4	0	0	4	0	0	0
Asian	1	0	0	1	0	0	0
Presenting Problem/Diagnosis							
Mood Disorder	1	0	0	1	0	0	0
Social Conditions	175	0	0	175	0	0	0
Deferred/No Diagnosis	1	0	0	1	0	0	0
County of Residence							
Craig	1	0	0	1	0	0	0
Delaware	5	0	0	5	0	0	0
Marshall	1	0	0	1	0	0	0
Mayes	28	0	0	28	0	0	0
McIntosh	1	0	0	1	0	0	0
Nowata	1	0	0	1	0	0	0
Ottawa	3	0	0	3	0	0	0
Rogers	129	0	0	129	0	0	0
Tulsa	4	0	0	4	0	0	0
Out of State/Unknown	4	0	0	4	0	0	0
Other Indicators							
Homeless	52	0	0	52	0	0	0
SMI (If ever)	20	0	0	20	0	0	0

Notes: The same client may be counted in more than one category, e.g., clients can receive services under more than one contract source, in more than one "County of Residence," or may have multiple "Other Indicators." Please see Definition page for other considerations.

Oklahoma Department of Mental Health and Substance Abuse Services
Counts of Admitted Clients Served by Funding Source for Each Agency During FY1998
ROGERS COUNTY DRUG ABUSE PROGRAM, INC.

	Total	Funding Source					
		Mental Health	Substance Abuse	Domestic Violence	Residential Care	Medicaid	Other
Total							
Unduplicated Count	183	0	182	0	0	1	3
Sex							
Female	61	0	60	0	0	1	0
Male	122	0	122	0	0	0	3
Age							
05-17	17	0	17	0	0	0	0
18-20	15	0	15	0	0	0	0
21-24	24	0	24	0	0	0	0
25-34	52	0	51	0	0	1	1
35-44	55	0	55	0	0	0	1
45-54	20	0	20	0	0	0	1
Race							
White	151	0	150	0	0	1	2
Black	6	0	6	0	0	0	1
Native American	23	0	23	0	0	0	0
Hispanic	1	0	1	0	0	0	0
Asian	2	0	2	0	0	0	0
Presenting Problem/Diagnosis							
Alcohol Abuse	62	0	62	0	0	0	2
Social Conditions	26	0	26	0	0	0	0
Substance Related	89	0	88	0	0	1	1
Deferred/No Diagnosis	6	0	6	0	0	0	0
County of Residence							
Cherokee	1	0	1	0	0	0	0
Craig	2	0	2	0	0	0	0
Jefferson	1	0	1	0	0	0	0
Mayes	8	0	8	0	0	0	0
Pontotoc	1	0	1	0	0	0	0
Rogers	161	0	160	0	0	1	3
Tulsa	6	0	6	0	0	0	0
Wagoner	1	0	1	0	0	0	0
Out of State/Unknown	2	0	2	0	0	0	0
Other Indicators							
Deaf and Hearing Impaired	1	0	1	0	0	0	0
Homeless	4	0	4	0	0	0	0
SMI (If ever)	24	0	24	0	0	0	0

Notes: The same client may be counted in more than one category, e.g., clients can receive services under more than one contract source, in more than one "County of Residence," or may have multiple "Other Indicators." Please see Definition page for other considerations.

Oklahoma Department of Mental Health and Substance Abuse Services

Counts of Admitted Clients Served by Funding Source for Each Agency During FY1998

S.O.S. FOR FAMILIES

	Total	Funding Source					
		Mental Health	Substance Abuse	Domestic Violence	Residential Care	Medicaid	Other
Total							
Unduplicated Count	420	0	0	420	0	0	0
Sex							
Female	300	0	0	300	0	0	0
Male	120	0	0	120	0	0	0
Age							
0-04	36	0	0	36	0	0	0
05-17	75	0	0	75	0	0	0
18-20	19	0	0	19	0	0	0
21-24	54	0	0	54	0	0	0
25-34	118	0	0	118	0	0	0
35-44	89	0	0	89	0	0	0
45-54	20	0	0	20	0	0	0
55-64	5	0	0	5	0	0	0
65-74	3	0	0	3	0	0	0
75-84	1	0	0	1	0	0	0
Race							
White	307	0	0	307	0	0	0
Black	42	0	0	42	0	0	0
Native American	68	0	0	68	0	0	0
Hispanic	3	0	0	3	0	0	0
Presenting Problem/Diagnosis							
Alcohol Abuse	5	0	0	5	0	0	0
Developmental Disorder	86	0	0	86	0	0	0
Mood Disorder	5	0	0	5	0	0	0
Other Psychotic	1	0	0	1	0	0	0
Social Conditions	294	0	0	294	0	0	0
Substance Related	3	0	0	3	0	0	0
Deferred/No Diagnosis	26	0	0	26	0	0	0
County of Residence							
Bryan	1	0	0	1	0	0	0
Canadian	3	0	0	3	0	0	0
Choctaw	69	0	0	69	0	0	0
Lincoln	1	0	0	1	0	0	0
McCurtain	293	0	0	293	0	0	0
McIntosh	1	0	0	1	0	0	0
Pittsburgh	1	0	0	1	0	0	0
Pontotoc	1	0	0	1	0	0	0
Pushmataha	42	0	0	42	0	0	0
Roger Mills	2	0	0	2	0	0	0
Out of State/Unknown	6	0	0	6	0	0	0
Other Indicators							
Deaf and Hearing Impaired	3	0	0	3	0	0	0
Homeless	10	0	0	10	0	0	0
SMI (If ever)	16	0	0	16	0	0	0

Notes: The same client may be counted in more than one category, e.g., clients can receive services under more than one contract source, in more than one "County of Residence," or may have multiple "Other Indicators." Please see Definition page for other considerations.

Oklahoma Department of Mental Health and Substance Abuse Services

Counts of Admitted Clients Served by Funding Source for Each Agency During FY1998

S.W. YOUTH & FAMILY SERVICES

	Total	Funding Source					
		Mental Health	Substance Abuse	Domestic Violence	Residential Care	Medicaid	Other
Total							
Unduplicated Count	103	0	103	0	0	0	0
Sex							
Female	52	0	52	0	0	0	0
Male	51	0	51	0	0	0	0
Age							
05-17	65	0	65	0	0	0	0
18-20	5	0	5	0	0	0	0
21-24	6	0	6	0	0	0	0
25-34	13	0	13	0	0	0	0
35-44	9	0	9	0	0	0	0
45-54	5	0	5	0	0	0	0
Race							
White	69	0	69	0	0	0	0
Black	10	0	10	0	0	0	0
Native American	16	0	16	0	0	0	0
Hispanic	8	0	8	0	0	0	0
Presenting Problem/Diagnosis							
Alcohol Abuse	8	0	8	0	0	0	0
Social Conditions	59	0	59	0	0	0	0
Substance Related	33	0	33	0	0	0	0
Deferred/No Diagnosis	3	0	3	0	0	0	0
County of Residence							
Adair	1	0	1	0	0	0	0
Caddo	32	0	32	0	0	0	0
Canadian	1	0	1	0	0	0	0
Grady	67	0	67	0	0	0	0
McClain	1	0	1	0	0	0	0
Muskogee	1	0	1	0	0	0	0
Other Indicators							
Deaf and Hearing Impaired	2	0	2	0	0	0	0
SMI (If ever)	7	0	7	0	0	0	0

Notes: The same client may be counted in more than one category, e.g., clients can receive services under more than one contract source, in more than one "County of Residence," or may have multiple "Other Indicators." Please see Definition page for other considerations.

Oklahoma Department of Mental Health and Substance Abuse Services

Counts of Admitted Clients Served by Funding Source for Each Agency During FY1998

SANTE FE RESIDENTIAL CARE

	Total	Funding Source					
		Mental Health	Substance Abuse	Domestic Violence	Residential Care	Medicaid	Other
Total							
Unduplicated Count	28	0	0	0	28	0	0
Sex							
Female	2	0	0	0	2	0	0
Male	26	0	0	0	26	0	0
Age							
25-34	4	0	0	0	4	0	0
35-44	4	0	0	0	4	0	0
45-54	5	0	0	0	5	0	0
55-64	9	0	0	0	9	0	0
65-74	6	0	0	0	6	0	0
Race							
White	28	0	0	0	28	0	0
Presenting Problem/Diagnosis							
Developmental Disorder	1	0	0	0	1	0	0
Mood Disorder	1	0	0	0	1	0	0
Other Psychotic	21	0	0	0	21	0	0
Social Conditions	4	0	0	0	4	0	0
Deferred/No Diagnosis	1	0	0	0	1	0	0
County of Residence							
Craig	28	0	0	0	28	0	0
Other Indicators							
Homeless	1	0	0	0	1	0	0
SMI (If ever)	28	0	0	0	28	0	0

Notes: The same client may be counted in more than one category, e.g., clients can receive services under more than one contract source, in more than one "County of Residence," or may have multiple "Other Indicators." Please see Definition page for other considerations.

Oklahoma Department of Mental Health and Substance Abuse Services

Counts of Admitted Clients Served by Funding Source for Each Agency During FY1998

SECOND CHANCE CDU

	Total	Funding Source					
		Mental Health	Substance Abuse	Domestic Violence	Residential Care	Medicaid	Other
Total							
Unduplicated Count	81	0	81	0	0	0	0
Sex							
Female	30	0	30	0	0	0	0
Male	51	0	51	0	0	0	0
Age							
05-17	76	0	76	0	0	0	0
18-20	4	0	4	0	0	0	0
25-34	1	0	1	0	0	0	0
Race							
White	68	0	68	0	0	0	0
Black	4	0	4	0	0	0	0
Native American	6	0	6	0	0	0	0
Hispanic	2	0	2	0	0	0	0
Asian	1	0	1	0	0	0	0
Presenting Problem/Diagnosis							
Alcohol Abuse	3	0	3	0	0	0	0
Social Conditions	1	0	1	0	0	0	0
Substance Related	64	0	64	0	0	0	0
Deferred/No Diagnosis	13	0	13	0	0	0	0
County of Residence							
Adair	1	0	1	0	0	0	0
Caddo	3	0	3	0	0	0	0
Canadian	2	0	2	0	0	0	0
Cleveland	7	0	7	0	0	0	0
Creek	1	0	1	0	0	0	0
Garvin	4	0	4	0	0	0	0
Jackson	1	0	1	0	0	0	0
Latimer	1	0	1	0	0	0	0
LeFlore	3	0	3	0	0	0	0
Logan	1	0	1	0	0	0	0
McClain	3	0	3	0	0	0	0
McCurtain	6	0	6	0	0	0	0
Murray	1	0	1	0	0	0	0
Muskogee	5	0	5	0	0	0	0
Nowata	1	0	1	0	0	0	0
Oklahoma	17	0	17	0	0	0	0
Pittsburgh	1	0	1	0	0	0	0
Rogers	3	0	3	0	0	0	0
Seminole	2	0	2	0	0	0	0
Tulsa	15	0	15	0	0	0	0
Washington	1	0	1	0	0	0	0
Washita	1	0	1	0	0	0	0
Woodward	1	0	1	0	0	0	0
Other Indicators							
SED (6-17)	3	0	3	0	0	0	0
SMI (If ever)	2	0	2	0	0	0	0

Notes: The same client may be counted in more than one category, e.g., clients can receive services under more than one contract source, in more than one "County of Residence," or may have multiple "Other Indicators." Please see Definition page for other considerations.

Oklahoma Department of Mental Health and Substance Abuse Services
Counts of Admitted Clients Served by Funding Source for Each Agency During FY1998
SHERRYS OLD FASHIONED R & B

		Funding Source						
		Total	Mental Health	Substance Abuse	Domestic Violence	Residential Care	Medicaid	Other
Total	Unduplicated Count	15	0	0	0	15	0	0
Sex	Female	1	0	0	0	1	0	0
	Male	14	0	0	0	14	0	0
Age	18-20	1	0	0	0	1	0	0
	21-24	2	0	0	0	2	0	0
	25-34	2	0	0	0	2	0	0
	35-44	3	0	0	0	3	0	0
	45-54	4	0	0	0	4	0	0
	55-64	3	0	0	0	3	0	0
Race	White	12	0	0	0	12	0	0
	Native American	2	0	0	0	2	0	0
	Hispanic	1	0	0	0	1	0	0
Presenting Problem/Diagnosis	Mood Disorder	3	0	0	0	3	0	0
	Other Psychotic	7	0	0	0	7	0	0
	Social Conditions	5	0	0	0	5	0	0
County of Residence	Lincoln	15	0	0	0	15	0	0
Other Indicators	SMI (If ever)	15	0	0	0	15	0	0

Notes: The same client may be counted in more than one category, e.g., clients can receive services under more than one contract source, in more than one "County of Residence," or may have multiple "Other Indicators." Please see Definition page for other considerations.

Oklahoma Department of Mental Health and Substance Abuse Services

Counts of Admitted Clients Served by Funding Source for Each Agency During FY1998

SOAARR, INC.

	Total	Funding Source					Other
		Mental Health	Substance Abuse	Domestic Violence	Residential Care	Medicaid	
Total							
Unduplicated Count	78	0	62	0	0	0	17
Sex							
Female	27	0	21	0	0	0	7
Male	51	0	41	0	0	0	10
Age							
05-17	75	0	60	0	0	0	16
18-20	3	0	2	0	0	0	1
Race							
White	57	0	45	0	0	0	12
Black	4	0	3	0	0	0	1
Native American	13	0	10	0	0	0	4
Hispanic	4	0	4	0	0	0	0
Presenting Problem/Diagnosis							
Substance Related	78	0	62	0	0	0	17
County of Residence							
Bryan	1	0	1	0	0	0	0
Caddo	3	0	1	0	0	0	3
Canadian	3	0	2	0	0	0	1
Cleveland	6	0	3	0	0	0	3
Comanche	5	0	4	0	0	0	1
Garfield	2	0	1	0	0	0	1
Garvin	1	0	1	0	0	0	0
Haskell	1	0	1	0	0	0	0
Kingfisher	1	0	0	0	0	0	1
Kiowa	2	0	2	0	0	0	0
Lincoln	1	0	1	0	0	0	0
Logan	1	0	1	0	0	0	0
Mayes	1	0	0	0	0	0	1
McClain	1	0	0	0	0	0	1
Muskogee	1	0	1	0	0	0	0
Noble	1	0	0	0	0	0	1
Oklahoma	15	0	13	0	0	0	2
Osage	1	0	1	0	0	0	0
Pottawatomie	2	0	2	0	0	0	0
Roger Mills	2	0	2	0	0	0	0
Rogers	2	0	1	0	0	0	1
Stephens	1	0	1	0	0	0	0
Texas	1	0	0	0	0	0	1
Tulsa	21	0	21	0	0	0	0
Woodward	1	0	1	0	0	0	0
Out of State/Unknown	1	0	1	0	0	0	0
Other Indicators							
Homeless	1	0	1	0	0	0	0
SED (6-17)	75	0	60	0	0	0	16
SMI (If ever)	10	0	7	0	0	0	3

Notes: The same client may be counted in more than one category, e.g., clients can receive services under more than one contract source, in more than one "County of Residence," or may have multiple "Other Indicators." Please see Definition page for other considerations.

Oklahoma Department of Mental Health and Substance Abuse Services

Counts of Admitted Clients Served by Funding Source for Each Agency During FY1998

SOUTHWEST RETIREMENT HOME, INC

	Total	Funding Source					
		Mental Health	Substance Abuse	Domestic Violence	Residential Care	Medicaid	Other
Total							
Unduplicated Count	56	20	0	0	42	0	0
Sex							
Female	29	10	0	0	22	0	0
Male	27	10	0	0	20	0	0
Age							
21-24	1	1	0	0	0	0	0
25-34	6	2	0	0	4	0	0
35-44	18	11	0	0	12	0	0
45-54	14	5	0	0	9	0	0
55-64	6	0	0	0	6	0	0
65-74	9	1	0	0	9	0	0
75-84	2	0	0	0	2	0	0
Race							
White	45	16	0	0	33	0	0
Black	8	2	0	0	7	0	0
Native American	1	0	0	0	1	0	0
Hispanic	2	2	0	0	1	0	0
Presenting Problem/Diagnosis							
Developmental Disorder	15	5	0	0	11	0	0
Mood Disorder	3	0	0	0	3	0	0
Other Psychotic	2	1	0	0	2	0	0
Social Conditions	27	9	0	0	22	0	0
Deferred/No Diagnosis	9	5	0	0	4	0	0
County of Residence							
Cimarron	1	0	0	0	1	0	0
Comanche	53	20	0	0	39	0	0
Jackson	1	0	0	0	1	0	0
Out of State/Unknown	1	0	0	0	1	0	0
Other Indicators							
Homeless	1	0	0	0	1	0	0
SMI (If ever)	54	20	0	0	40	0	0

Notes: The same client may be counted in more than one category, e.g., clients can receive services under more than one contract source, in more than one "County of Residence," or may have multiple "Other Indicators." Please see Definition page for other considerations.

Oklahoma Department of Mental Health and Substance Abuse Services

Counts of Admitted Clients Served by Funding Source for Each Agency During FY1998

STARTING POINT II, INC.

	Total	Funding Source					
		Mental Health	Substance Abuse	Domestic Violence	Residential Care	Medicaid	Other
Total							
Unduplicated Count	453	0	453	0	0	0	0
Sex							
Female	93	0	93	0	0	0	0
Male	360	0	360	0	0	0	0
Age							
05-17	4	0	4	0	0	0	0
18-20	46	0	46	0	0	0	0
21-24	63	0	63	0	0	0	0
25-34	138	0	138	0	0	0	0
35-44	146	0	146	0	0	0	0
45-54	41	0	41	0	0	0	0
55-64	10	0	10	0	0	0	0
65-74	3	0	3	0	0	0	0
75-84	2	0	2	0	0	0	0
Race							
White	325	0	325	0	0	0	0
Black	27	0	27	0	0	0	0
Native American	88	0	88	0	0	0	0
Hispanic	11	0	11	0	0	0	0
Asian	2	0	2	0	0	0	0
Presenting Problem/Diagnosis							
Alcohol Abuse	218	0	218	0	0	0	0
Social Conditions	1	0	1	0	0	0	0
Substance Related	233	0	233	0	0	0	0
Deferred/No Diagnosis	1	0	1	0	0	0	0
County of Residence							
Adair	2	0	2	0	0	0	0
Blaine	1	0	1	0	0	0	0
Canadian	6	0	6	0	0	0	0
Cherokee	6	0	6	0	0	0	0
Choctaw	1	0	1	0	0	0	0
Cleveland	1	0	1	0	0	0	0
Creek	8	0	8	0	0	0	0
Custer	1	0	1	0	0	0	0
Delaware	1	0	1	0	0	0	0
Garfield	33	0	33	0	0	0	0
Grady	1	0	1	0	0	0	0
Hughes	2	0	2	0	0	0	0
Kay	53	0	53	0	0	0	0
Kingfisher	2	0	2	0	0	0	0
Lincoln	4	0	4	0	0	0	0
Logan	10	0	10	0	0	0	0
Major	2	0	2	0	0	0	0
Mayes	5	0	5	0	0	0	0
McCurtain	8	0	8	0	0	0	0
Muskogee	2	0	2	0	0	0	0
Noble	13	0	13	0	0	0	0
Okfuskee	1	0	1	0	0	0	0
Oklahoma	33	0	33	0	0	0	0

Notes: The same client may be counted in more than one category, e.g., clients can receive services under more than one contract source, in more than one "County of Residence," or may have multiple "Other Indicators." Please see Definition page for other considerations.

Oklahoma Department of Mental Health and Substance Abuse Services
Counts of Admitted Clients Served by Funding Source for Each Agency During FY1998
STARTING POINT II, INC.

	Funding Source						
	Total	Mental Health	Substance Abuse	Domestic Violence	Residential Care	Medicaid	Other
Okmulgee	2	0	2	0	0	0	0
Osage	8	0	8	0	0	0	0
Ottawa	2	0	2	0	0	0	0
Pawnee	12	0	12	0	0	0	0
Payne	191	0	191	0	0	0	0
Pittsburgh	1	0	1	0	0	0	0
Pontotoc	1	0	1	0	0	0	0
Pottawatomie	6	0	6	0	0	0	0
Pushmataha	1	0	1	0	0	0	0
Seminole	7	0	7	0	0	0	0
Sequoyah	1	0	1	0	0	0	0
Tulsa	14	0	14	0	0	0	0
Wagoner	2	0	2	0	0	0	0
Washington	5	0	5	0	0	0	0
Washita	1	0	1	0	0	0	0
Woods	1	0	1	0	0	0	0
Out of State/Unknown	2	0	2	0	0	0	0
Other Indicators							
Deaf and Hearing Impaired	2	0	2	0	0	0	0
Homeless	87	0	87	0	0	0	0
SMI (If ever)	83	0	83	0	0	0	0

Notes: The same client may be counted in more than one category, e.g., clients can receive services under more than one contract source, in more than one "County of Residence," or may have multiple "Other Indicators." Please see Definition page for other considerations.

Oklahoma Department of Mental Health and Substance Abuse Services

Counts of Admitted Clients Served by Funding Source for Each Agency During FY1998

STEPHENS COUNTY VOLUNTEERS FOR CRISIS INTERVENTION

	Total	Funding Source					
		Mental Health	Substance Abuse	Domestic Violence	Residential Care	Medicaid	Other
Total							
Unduplicated Count	171	0	0	171	0	0	0
Sex							
Female	138	0	0	138	0	0	0
Male	33	0	0	33	0	0	0
Age							
0-04	24	0	0	24	0	0	0
05-17	38	0	0	38	0	0	0
18-20	10	0	0	10	0	0	0
21-24	13	0	0	13	0	0	0
25-34	43	0	0	43	0	0	0
35-44	34	0	0	34	0	0	0
45-54	7	0	0	7	0	0	0
55-64	2	0	0	2	0	0	0
Race							
White	138	0	0	138	0	0	0
Black	11	0	0	11	0	0	0
Native American	7	0	0	7	0	0	0
Hispanic	15	0	0	15	0	0	0
Presenting Problem/Diagnosis							
Social Conditions	171	0	0	171	0	0	0
County of Residence							
Comanche	1	0	0	1	0	0	0
Cotton	1	0	0	1	0	0	0
Jefferson	4	0	0	4	0	0	0
Payne	1	0	0	1	0	0	0
Stephens	163	0	0	163	0	0	0
Washington	1	0	0	1	0	0	0
Other Indicators							
Homeless	22	0	0	22	0	0	0
SMI (If ever)	15	0	0	15	0	0	0

Notes: The same client may be counted in more than one category, e.g., clients can receive services under more than one contract source, in more than one "County of Residence," or may have multiple "Other Indicators." Please see Definition page for other considerations.

Oklahoma Department of Mental Health and Substance Abuse Services
Counts of Admitted Clients Served by Funding Source for Each Agency During FY1998
STEVENSON ASSIS LIVING HOME

		Funding Source						
		Total	Mental Health	Substance Abuse	Domestic Violence	Residential Care	Medicaid	Other
Total	Unduplicated Count	16	0	0	0	16	0	0
Sex	Female	3	0	0	0	3	0	0
	Male	13	0	0	0	13	0	0
Age	21-24	1	0	0	0	1	0	0
	25-34	5	0	0	0	5	0	0
	35-44	7	0	0	0	7	0	0
	45-54	3	0	0	0	3	0	0
Race	White	10	0	0	0	10	0	0
	Black	5	0	0	0	5	0	0
	Asian	1	0	0	0	1	0	0
Presenting Problem/Diagnosis	Alcohol Abuse	3	0	0	0	3	0	0
	Developmental Disorder	1	0	0	0	1	0	0
	Mood Disorder	3	0	0	0	3	0	0
	Other Psychotic	1	0	0	0	1	0	0
	Social Conditions	5	0	0	0	5	0	0
	Deferred/No Diagnosis	3	0	0	0	3	0	0
County of Residence	Okfuskee	16	0	0	0	16	0	0
Other Indicators	SMI (If ever)	16	0	0	0	16	0	0

Notes: The same client may be counted in more than one category, e.g., clients can receive services under more than one contract source, in more than one "County of Residence," or may have multiple "Other Indicators." Please see Definition page for other considerations.

Oklahoma Department of Mental Health and Substance Abuse Services

Counts of Admitted Clients Served by Funding Source for Each Agency During FY1998

STILLWATER DOMESTIC VIOLENCE SERVICE INC.

	Total	Funding Source					
		Mental Health	Substance Abuse	Domestic Violence	Residential Care	Medicaid	Other
Total							
Unduplicated Count	529	0	0	529	0	0	0
Sex							
Female	305	0	0	305	0	0	0
Male	224	0	0	224	0	0	0
Age							
0-04	109	0	0	109	0	0	0
05-17	105	0	0	105	0	0	0
18-20	37	0	0	37	0	0	0
21-24	51	0	0	51	0	0	0
25-34	115	0	0	115	0	0	0
35-44	76	0	0	76	0	0	0
45-54	27	0	0	27	0	0	0
55-64	7	0	0	7	0	0	0
75-84	1	0	0	1	0	0	0
85+	1	0	0	1	0	0	0
Race							
White	427	0	0	427	0	0	0
Black	56	0	0	56	0	0	0
Native American	34	0	0	34	0	0	0
Hispanic	8	0	0	8	0	0	0
Asian	4	0	0	4	0	0	0
Presenting Problem/Diagnosis							
Developmental Disorder	1	0	0	1	0	0	0
Mood Disorder	2	0	0	2	0	0	0
Social Conditions	421	0	0	421	0	0	0
Substance Related	1	0	0	1	0	0	0
Deferred/No Diagnosis	104	0	0	104	0	0	0
County of Residence							
Adair	1	0	0	1	0	0	0
Comanche	1	0	0	1	0	0	0
Creek	1	0	0	1	0	0	0
Garfield	2	0	0	2	0	0	0
Jefferson	1	0	0	1	0	0	0
Kay	8	0	0	8	0	0	0
LeFlore	1	0	0	1	0	0	0
Lincoln	5	0	0	5	0	0	0
Logan	13	0	0	13	0	0	0
McIntosh	2	0	0	2	0	0	0
Noble	40	0	0	40	0	0	0
Oklahoma	25	0	0	25	0	0	0
Okmulgee	1	0	0	1	0	0	0
Pawnee	13	0	0	13	0	0	0
Payne	401	0	0	401	0	0	0
Pottawatomie	3	0	0	3	0	0	0
Rogers	1	0	0	1	0	0	0
Tulsa	2	0	0	2	0	0	0
Out of State/Unknown	8	0	0	8	0	0	0
Other Indicators							
Deaf and Hearing Impaired	4	0	0	4	0	0	0

Notes: The same client may be counted in more than one category, e.g., clients can receive services under more than one contract source, in more than one "County of Residence," or may have multiple "Other Indicators." Please see Definition page for other considerations.

Oklahoma Department of Mental Health and Substance Abuse Services
Counts of Admitted Clients Served by Funding Source for Each Agency During FY1998
STILLWATER DOMESTIC VIOLENCE SERVICE INC.

	Funding Source						
	Total	Mental Health	Substance Abuse	Domestic Violence	Residential Care	Medicaid	Other
Homeless	44	0	0	44	0	0	0
SED (6-17)	1	0	0	1	0	0	0
SMI (If ever)	41	0	0	41	0	0	0

Notes: The same client may be counted in more than one category, e.g., clients can receive services under more than one contract source, in more than one "County of Residence," or may have multiple "Other Indicators." Please see Definition page for other considerations.

Oklahoma Department of Mental Health and Substance Abuse Services

Counts of Admitted Clients Served by Funding Source for Each Agency During FY1998

STREET SCHOOL, INC.

	Total	Funding Source					
		Mental Health	Substance Abuse	Domestic Violence	Residential Care	Medicaid	Other
Total							
Unduplicated Count	37	0	37	0	0	0	0
Sex							
Female	18	0	18	0	0	0	0
Male	19	0	19	0	0	0	0
Age							
05-17	31	0	31	0	0	0	0
18-20	6	0	6	0	0	0	0
Race							
White	28	0	28	0	0	0	0
Black	6	0	6	0	0	0	0
Native American	3	0	3	0	0	0	0
Presenting Problem/Diagnosis							
Alcohol Abuse	6	0	6	0	0	0	0
Substance Related	24	0	24	0	0	0	0
Deferred/No Diagnosis	7	0	7	0	0	0	0
County of Residence							
Tulsa	37	0	37	0	0	0	0
Other Indicators							
SMI (If ever)	2	0	2	0	0	0	0

Notes: The same client may be counted in more than one category, e.g., clients can receive services under more than one contract source, in more than one "County of Residence," or may have multiple "Other Indicators." Please see Definition page for other considerations.

Oklahoma Department of Mental Health and Substance Abuse Services
Counts of Admitted Clients Served by Funding Source for Each Agency During FY1998
SUGAR MOUNTAIN RETREAT

		Funding Source						
		Total	Mental Health	Substance Abuse	Domestic Violence	Residential Care	Medicaid	Other
Total	Unduplicated Count	83	0	0	0	83	0	0
Sex	Female	31	0	0	0	31	0	0
	Male	52	0	0	0	52	0	0
Age	18-20	1	0	0	0	1	0	0
	21-24	9	0	0	0	9	0	0
	25-34	27	0	0	0	27	0	0
	35-44	27	0	0	0	27	0	0
	45-54	13	0	0	0	13	0	0
	55-64	5	0	0	0	5	0	0
	65-74	1	0	0	0	1	0	0
Race	White	69	0	0	0	69	0	0
	Black	4	0	0	0	4	0	0
	Native American	6	0	0	0	6	0	0
	Hispanic	4	0	0	0	4	0	0
Presenting Problem/Diagnosis	Mood Disorder	5	0	0	0	5	0	0
	Other Psychotic	75	0	0	0	75	0	0
	Social Conditions	1	0	0	0	1	0	0
	Deferred/No Diagnosis	2	0	0	0	2	0	0
County of Residence	Cherokee	83	0	0	0	83	0	0
Other Indicators	SMI (If ever)	82	0	0	0	82	0	0

Notes: The same client may be counted in more than one category, e.g., clients can receive services under more than one contract source, in more than one "County of Residence," or may have multiple "Other Indicators." Please see Definition page for other considerations.

Oklahoma Department of Mental Health and Substance Abuse Services
Counts of Admitted Clients Served by Funding Source for Each Agency During FY1998
SUNNY ACRES BOARDING MANOR, INC.

	Total	Funding Source					
		Mental Health	Substance Abuse	Domestic Violence	Residential Care	Medicaid	Other
Total							
Unduplicated Count	40	0	0	0	40	0	0
Sex							
Female	17	0	0	0	17	0	0
Male	23	0	0	0	23	0	0
Age							
21-24	2	0	0	0	2	0	0
25-34	2	0	0	0	2	0	0
35-44	5	0	0	0	5	0	0
45-54	10	0	0	0	10	0	0
55-64	12	0	0	0	12	0	0
65-74	7	0	0	0	7	0	0
75-84	2	0	0	0	2	0	0
Race							
White	33	0	0	0	33	0	0
Black	3	0	0	0	3	0	0
Native American	4	0	0	0	4	0	0
Presenting Problem/Diagnosis							
Alcohol Abuse	2	0	0	0	2	0	0
Developmental Disorder	3	0	0	0	3	0	0
Mood Disorder	15	0	0	0	15	0	0
Other Psychotic	14	0	0	0	14	0	0
Social Conditions	6	0	0	0	6	0	0
County of Residence							
Dewey	2	0	0	0	2	0	0
Tulsa	38	0	0	0	38	0	0
Other Indicators							
SMI (If ever)	40	0	0	0	40	0	0

Notes: The same client may be counted in more than one category, e.g., clients can receive services under more than one contract source, in more than one "County of Residence," or may have multiple "Other Indicators." Please see Definition page for other considerations.

Oklahoma Department of Mental Health and Substance Abuse Services

Counts of Admitted Clients Served by Funding Source for Each Agency During FY1998

SUNNY ACRES RESIDENTIAL CARE

	Total	Funding Source					
		Mental Health	Substance Abuse	Domestic Violence	Residential Care	Medicaid	Other
Total							
Unduplicated Count	49	0	0	0	49	0	0
Sex							
Female	10	0	0	0	10	0	0
Male	39	0	0	0	39	0	0
Age							
21-24	3	0	0	0	3	0	0
25-34	9	0	0	0	9	0	0
35-44	19	0	0	0	19	0	0
45-54	15	0	0	0	15	0	0
55-64	2	0	0	0	2	0	0
65-74	1	0	0	0	1	0	0
Race							
White	31	0	0	0	31	0	0
Black	7	0	0	0	7	0	0
Native American	7	0	0	0	7	0	0
Hispanic	4	0	0	0	4	0	0
Presenting Problem/Diagnosis							
Developmental Disorder	9	0	0	0	9	0	0
Mood Disorder	20	0	0	0	20	0	0
Other Psychotic	12	0	0	0	12	0	0
Social Conditions	5	0	0	0	5	0	0
Deferred/No Diagnosis	3	0	0	0	3	0	0
County of Residence							
Mayes	49	0	0	0	49	0	0
Other Indicators							
SMI (If ever)	49	0	0	0	49	0	0

Notes: The same client may be counted in more than one category, e.g., clients can receive services under more than one contract source, in more than one "County of Residence," or may have multiple "Other Indicators." Please see Definition page for other considerations.

Oklahoma Department of Mental Health and Substance Abuse Services

Counts of Admitted Clients Served by Funding Source for Each Agency During FY1998

THE NEXT STEP NETWORK, INC.

	Total	Funding Source					
		Mental Health	Substance Abuse	Domestic Violence	Residential Care	Medicaid	Other
Total							
Unduplicated Count	177	0	177	0	0	0	0
Sex							
Female	45	0	45	0	0	0	0
Male	132	0	132	0	0	0	0
Age							
05-17	1	0	1	0	0	0	0
18-20	34	0	34	0	0	0	0
21-24	34	0	34	0	0	0	0
25-34	48	0	48	0	0	0	0
35-44	43	0	43	0	0	0	0
45-54	14	0	14	0	0	0	0
55-64	3	0	3	0	0	0	0
Race							
White	145	0	145	0	0	0	0
Black	6	0	6	0	0	0	0
Native American	6	0	6	0	0	0	0
Hispanic	19	0	19	0	0	0	0
Asian	1	0	1	0	0	0	0
Presenting Problem/Diagnosis							
Alcohol Abuse	95	0	95	0	0	0	0
Mood Disorder	1	0	1	0	0	0	0
Social Conditions	3	0	3	0	0	0	0
Substance Related	78	0	78	0	0	0	0
County of Residence							
Beaver	3	0	3	0	0	0	0
Beckham	20	0	20	0	0	0	0
Blaine	2	0	2	0	0	0	0
Caddo	1	0	1	0	0	0	0
Canadian	3	0	3	0	0	0	0
Cimarron	3	0	3	0	0	0	0
Cleveland	1	0	1	0	0	0	0
Comanche	1	0	1	0	0	0	0
Custer	8	0	8	0	0	0	0
Dewey	1	0	1	0	0	0	0
Ellis	1	0	1	0	0	0	0
Garfield	4	0	4	0	0	0	0
Greer	1	0	1	0	0	0	0
Harmon	1	0	1	0	0	0	0
Jackson	4	0	4	0	0	0	0
Kay	3	0	3	0	0	0	0
Kiowa	2	0	2	0	0	0	0
Lincoln	1	0	1	0	0	0	0
McCurtain	1	0	1	0	0	0	0
Oklahoma	5	0	5	0	0	0	0
Payne	3	0	3	0	0	0	0
Roger Mills	2	0	2	0	0	0	0
Seminole	1	0	1	0	0	0	0
Stephens	1	0	1	0	0	0	0
Texas	85	0	85	0	0	0	0

Notes: The same client may be counted in more than one category, e.g., clients can receive services under more than one contract source, in more than one "County of Residence," or may have multiple "Other Indicators." Please see Definition page for other considerations.

Oklahoma Department of Mental Health and Substance Abuse Services
Counts of Admitted Clients Served by Funding Source for Each Agency During FY1998
THE NEXT STEP NETWORK, INC.

	Funding Source						
	Total	Mental Health	Substance Abuse	Domestic Violence	Residential Care	Medicaid	Other
Tillman	2	0	2	0	0	0	0
Washita	2	0	2	0	0	0	0
Woodward	4	0	4	0	0	0	0
Out of State/Unknown	11	0	11	0	0	0	0
Other Indicators							
Homeless	11	0	11	0	0	0	0
SED (6-17)	1	0	1	0	0	0	0
SMI (If ever)	23	0	23	0	0	0	0

Notes: The same client may be counted in more than one category, e.g., clients can receive services under more than one contract source, in more than one "County of Residence," or may have multiple "Other Indicators." Please see Definition page for other considerations.

Oklahoma Department of Mental Health and Substance Abuse Services

Counts of Admitted Clients Served by Funding Source for Each Agency During FY1998

THE OAKS BEHAVIORAL HEALTH CENTER

	Total	Funding Source					
		Mental Health	Substance Abuse	Domestic Violence	Residential Care	Medicaid	Other
Total							
Unduplicated Count	1,396	0	1,294	0	0	439	73
Sex							
Female	631	0	576	0	0	307	35
Male	765	0	718	0	0	132	38
Age							
0-04	115	0	109	0	0	69	0
05-17	328	0	263	0	0	182	24
18-20	64	0	63	0	0	11	1
21-24	113	0	112	0	0	29	9
25-34	375	0	362	0	0	91	13
35-44	302	0	289	0	0	51	23
45-54	82	0	79	0	0	5	2
55-64	12	0	12	0	0	0	0
65-74	5	0	5	0	0	1	1
Race							
White	1,003	0	921	0	0	318	57
Black	162	0	153	0	0	62	6
Native American	207	0	199	0	0	52	9
Hispanic	23	0	20	0	0	7	1
Asian	1	0	1	0	0	0	0
Presenting Problem/Diagnosis							
Alcohol Abuse	371	0	355	0	0	48	18
Developmental Disorder	83	0	59	0	0	62	12
Mood Disorder	6	0	3	0	0	5	0
Other Non-Psychotic	173	0	145	0	0	148	5
Personality Disorder	2	0	2	0	0	1	0
Schizophrenia	1	0	1	0	0	0	0
Social Conditions	220	0	201	0	0	45	5
Substance Related	540	0	528	0	0	130	33
County of Residence							
Adair	4	0	4	0	0	1	0
Atoka	141	0	132	0	0	30	3
Beckham	3	0	3	0	0	3	1
Blaine	3	0	3	0	0	2	0
Bryan	14	0	14	0	0	0	0
Caddo	1	0	1	0	0	0	0
Canadian	5	0	5	0	0	3	0
Carter	11	0	11	0	0	7	1
Cherokee	9	0	9	0	0	2	0
Choctaw	3	0	3	0	0	3	0
Cleveland	6	0	6	0	0	4	1
Coal	126	0	106	0	0	43	19
Comanche	9	0	9	0	0	5	1
Creek	3	0	3	0	0	2	0
Garvin	1	0	1	0	0	1	0
Haskell	7	0	7	0	0	0	1
Hughes	13	0	13	0	0	2	0
Jackson	1	0	1	0	0	1	0
Jefferson	4	0	4	0	0	2	0

Notes: The same client may be counted in more than one category, e.g., clients can receive services under more than one contract source, in more than one "County of Residence," or may have multiple "Other Indicators." Please see Definition page for other considerations.

Oklahoma Department of Mental Health and Substance Abuse Services
Counts of Admitted Clients Served by Funding Source for Each Agency During FY1998
THE OAKS BEHAVIORAL HEALTH CENTER

	Funding Source						
	Total	Mental Health	Substance Abuse	Domestic Violence	Residential Care	Medicaid	Other
Johnston	65	0	60	0	0	15	6
Kay	1	0	1	0	0	0	0
Latimer	108	0	73	0	0	48	0
LeFlore	21	0	21	0	0	6	0
Lincoln	3	0	3	0	0	1	1
Marshall	2	0	2	0	0	0	0
Mayes	3	0	3	0	0	2	0
McClain	2	0	2	0	0	2	0
McCurtain	5	0	5	0	0	1	0
McIntosh	99	0	82	0	0	43	2
Murray	2	0	2	0	0	2	0
Muskogee	37	0	37	0	0	18	2
Noble	2	0	2	0	0	2	0
Nowata	1	0	1	0	0	1	1
Okfuskee	4	0	4	0	0	2	0
Oklahoma	42	0	42	0	0	34	0
Okmulgee	123	0	114	0	0	35	8
Ottawa	1	0	1	0	0	0	0
Pawnee	2	0	2	0	0	1	0
Payne	8	0	8	0	0	4	0
Pittsburgh	318	0	313	0	0	20	20
Pontotoc	12	0	12	0	0	8	1
Pottawatomie	6	0	6	0	0	4	0
Pushmataha	58	0	56	0	0	7	2
Rogers	7	0	7	0	0	6	0
Seminole	9	0	9	0	0	7	0
Sequoyah	11	0	11	0	0	8	0
Stephens	1	0	1	0	0	0	0
Tulsa	47	0	47	0	0	31	2
Wagoner	21	0	21	0	0	14	0
Washington	6	0	6	0	0	4	0
Out of State/Unknown	5	0	5	0	0	2	1
Other Indicators							
Deaf and Hearing Impaired	4	0	3	0	0	1	0
Dual Diagnosis	9	0	7	0	0	2	1
Homeless	11	0	11	0	0	2	0
SMI (If ever)	157	0	147	0	0	54	14

Notes: The same client may be counted in more than one category, e.g., clients can receive services under more than one contract source, in more than one "County of Residence," or may have multiple "Other Indicators." Please see Definition page for other considerations.

Oklahoma Department of Mental Health and Substance Abuse Services

Counts of Admitted Clients Served by Funding Source for Each Agency During FY1998

THE REFERRAL CENTER

	Total	Funding Source					
		Mental Health	Substance Abuse	Domestic Violence	Residential Care	Medicaid	Other
Total							
Unduplicated Count	956	0	956	0	0	0	0
Sex							
Female	291	0	291	0	0	0	0
Male	665	0	665	0	0	0	0
Age							
0-04	2	0	2	0	0	0	0
05-17	8	0	8	0	0	0	0
18-20	47	0	47	0	0	0	0
21-24	88	0	88	0	0	0	0
25-34	343	0	343	0	0	0	0
35-44	360	0	360	0	0	0	0
45-54	96	0	96	0	0	0	0
55-64	10	0	10	0	0	0	0
65-74	2	0	2	0	0	0	0
Race							
White	606	0	606	0	0	0	0
Black	286	0	286	0	0	0	0
Native American	44	0	44	0	0	0	0
Hispanic	18	0	18	0	0	0	0
Asian	2	0	2	0	0	0	0
Presenting Problem/Diagnosis							
Alcohol Abuse	361	0	361	0	0	0	0
Mood Disorder	6	0	6	0	0	0	0
Social Conditions	12	0	12	0	0	0	0
Substance Related	569	0	569	0	0	0	0
Deferred/No Diagnosis	8	0	8	0	0	0	0
County of Residence							
Adair	2	0	2	0	0	0	0
Alfalfa	2	0	2	0	0	0	0
Beaver	1	0	1	0	0	0	0
Beckham	5	0	5	0	0	0	0
Blaine	1	0	1	0	0	0	0
Bryan	1	0	1	0	0	0	0
Caddo	2	0	2	0	0	0	0
Canadian	26	0	26	0	0	0	0
Carter	12	0	12	0	0	0	0
Choctaw	2	0	2	0	0	0	0
Cleveland	29	0	29	0	0	0	0
Comanche	4	0	4	0	0	0	0
Cotton	1	0	1	0	0	0	0
Creek	1	0	1	0	0	0	0
Custer	4	0	4	0	0	0	0
Dewey	2	0	2	0	0	0	0
Garfield	9	0	9	0	0	0	0
Garvin	7	0	7	0	0	0	0
Grady	17	0	17	0	0	0	0
Greer	1	0	1	0	0	0	0
Hughes	1	0	1	0	0	0	0
Jackson	5	0	5	0	0	0	0

Notes: The same client may be counted in more than one category, e.g., clients can receive services under more than one contract source, in more than one "County of Residence," or may have multiple "Other Indicators." Please see Definition page for other considerations.

Oklahoma Department of Mental Health and Substance Abuse Services

Counts of Admitted Clients Served by Funding Source for Each Agency During FY1998

THE REFERRAL CENTER

	Funding Source						
	Total	Mental Health	Substance Abuse	Domestic Violence	Residential Care	Medicaid	Other
Johnston	2	0	2	0	0	0	0
Kay	3	0	3	0	0	0	0
Kingfisher	2	0	2	0	0	0	0
Lincoln	6	0	6	0	0	0	0
Logan	14	0	14	0	0	0	0
Love	3	0	3	0	0	0	0
Marshall	2	0	2	0	0	0	0
Mayes	1	0	1	0	0	0	0
McClain	5	0	5	0	0	0	0
McCurtain	3	0	3	0	0	0	0
Okfuskee	1	0	1	0	0	0	0
Oklahoma	726	0	726	0	0	0	0
Payne	4	0	4	0	0	0	0
Pittsburgh	2	0	2	0	0	0	0
Pontotoc	1	0	1	0	0	0	0
Pottawatomie	27	0	27	0	0	0	0
Pushmataha	1	0	1	0	0	0	0
Seminole	4	0	4	0	0	0	0
Stephens	3	0	3	0	0	0	0
Texas	1	0	1	0	0	0	0
Tulsa	2	0	2	0	0	0	0
Washita	2	0	2	0	0	0	0
Woodward	1	0	1	0	0	0	0
Out of State/Unknown	5	0	5	0	0	0	0
Other Indicators							
Deaf and Hearing Impaired	4	0	4	0	0	0	0
Homeless	150	0	150	0	0	0	0
SMI (If ever)	196	0	196	0	0	0	0

Notes: The same client may be counted in more than one category, e.g., clients can receive services under more than one contract source, in more than one "County of Residence," or may have multiple "Other Indicators." Please see Definition page for other considerations.

Oklahoma Department of Mental Health and Substance Abuse Services
Counts of Admitted Clients Served by Funding Source for Each Agency During FY1998
TOTAL LIFE COUNSELING

	Total	Funding Source					
		Mental Health	Substance Abuse	Domestic Violence	Residential Care	Medicaid	Other
Total							
Unduplicated Count	63	0	63	0	0	0	0
Sex							
Female	18	0	18	0	0	0	0
Male	45	0	45	0	0	0	0
Age							
18-20	10	0	10	0	0	0	0
21-24	19	0	19	0	0	0	0
25-34	18	0	18	0	0	0	0
35-44	14	0	14	0	0	0	0
45-54	2	0	2	0	0	0	0
Race							
White	37	0	37	0	0	0	0
Black	18	0	18	0	0	0	0
Native American	2	0	2	0	0	0	0
Hispanic	3	0	3	0	0	0	0
Asian	3	0	3	0	0	0	0
Presenting Problem/Diagnosis							
Alcohol Abuse	38	0	38	0	0	0	0
Substance Related	25	0	25	0	0	0	0
County of Residence							
Cleveland	9	0	9	0	0	0	0
Oklahoma	54	0	54	0	0	0	0
Other Indicators							
Homeless	1	0	1	0	0	0	0
SMI (If ever)	12	0	12	0	0	0	0

Notes: The same client may be counted in more than one category, e.g., clients can receive services under more than one contract source, in more than one "County of Residence," or may have multiple "Other Indicators." Please see Definition page for other considerations.

Oklahoma Department of Mental Health and Substance Abuse Services

Counts of Admitted Clients Served by Funding Source for Each Agency During FY1998

TRANSITION HOUSE INC.

	Total	Funding Source					
		Mental Health	Substance Abuse	Domestic Violence	Residential Care	Medicaid	Other
Total							
Unduplicated Count	44	36	0	0	16	0	1
Sex							
Female	22	16	0	0	11	0	0
Male	22	20	0	0	5	0	1
Age							
18-20	3	3	0	0	0	0	0
21-24	6	6	0	0	2	0	0
25-34	8	6	0	0	5	0	0
35-44	19	14	0	0	6	0	1
45-54	7	6	0	0	2	0	0
55-64	1	1	0	0	1	0	0
Race							
White	39	32	0	0	13	0	1
Black	1	1	0	0	0	0	0
Native American	1	0	0	0	1	0	0
Hispanic	1	1	0	0	1	0	0
Asian	2	2	0	0	1	0	0
Presenting Problem/Diagnosis							
Mood Disorder	21	17	0	0	7	0	1
Other Psychotic	23	19	0	0	9	0	0
County of Residence							
Cleveland	41	34	0	0	14	0	1
Muskogee	1	0	0	0	1	0	0
Oklahoma	1	1	0	0	0	0	0
Seminole	1	1	0	0	1	0	0
Other Indicators							
Homeless	3	2	0	0	2	0	0
SMI (If ever)	43	36	0	0	15	0	1

Notes: The same client may be counted in more than one category, e.g., clients can receive services under more than one contract source, in more than one "County of Residence," or may have multiple "Other Indicators." Please see Definition page for other considerations.

Oklahoma Department of Mental Health and Substance Abuse Services

Counts of Admitted Clients Served by Funding Source for Each Agency During FY1998

TRI-CITY SUBSTANCE ABUSE CTR

	Total	Funding Source					Other
		Mental Health	Substance Abuse	Domestic Violence	Residential Care	Medicaid	
Total							
Unduplicated Count	91	0	86	0	0	0	13
Sex							
Female	34	0	33	0	0	0	5
Male	57	0	53	0	0	0	8
Age							
05-17	8	0	4	0	0	0	4
18-20	7	0	7	0	0	0	0
21-24	7	0	7	0	0	0	2
25-34	29	0	29	0	0	0	1
35-44	19	0	19	0	0	0	2
45-54	16	0	15	0	0	0	2
55-64	4	0	4	0	0	0	2
65-74	1	0	1	0	0	0	0
Race							
White	57	0	53	0	0	0	9
Black	4	0	4	0	0	0	1
Native American	28	0	27	0	0	0	3
Hispanic	2	0	2	0	0	0	0
Presenting Problem/Diagnosis							
Alcohol Abuse	34	0	33	0	0	0	3
Social Conditions	8	0	7	0	0	0	2
Substance Related	48	0	45	0	0	0	8
Deferred/No Diagnosis	1	0	1	0	0	0	0
County of Residence							
Alfalfa	1	0	1	0	0	0	0
Hughes	13	0	12	0	0	0	3
Oklahoma	2	0	2	0	0	0	0
Pontotoc	2	0	2	0	0	0	1
Pottawatomie	11	0	11	0	0	0	0
Seminole	62	0	58	0	0	0	9
Other Indicators							
SMI (If ever)	12	0	12	0	0	0	1

Notes: The same client may be counted in more than one category, e.g., clients can receive services under more than one contract source, in more than one "County of Residence," or may have multiple "Other Indicators." Please see Definition page for other considerations.

Oklahoma Department of Mental Health and Substance Abuse Services

Counts of Admitted Clients Served by Funding Source for Each Agency During FY1998

TRI-CITY YOUTH & FAMILY CENTER

	Total	Funding Source					
		Mental Health	Substance Abuse	Domestic Violence	Residential Care	Medicaid	Other
Total							
Unduplicated Count	40	0	38	0	0	10	0
Sex							
Female	34	0	33	0	0	7	0
Male	6	0	5	0	0	3	0
Age							
05-17	19	0	18	0	0	7	0
18-20	5	0	4	0	0	1	0
21-24	1	0	1	0	0	0	0
25-34	6	0	6	0	0	2	0
35-44	9	0	9	0	0	0	0
Race							
White	37	0	35	0	0	10	0
Black	1	0	1	0	0	0	0
Native American	2	0	2	0	0	0	0
Presenting Problem/Diagnosis							
Alcohol Abuse	3	0	3	0	0	0	0
Developmental Disorder	1	0	0	0	0	1	0
Mood Disorder	1	0	1	0	0	0	0
Social Conditions	22	0	21	0	0	8	0
Substance Related	7	0	7	0	0	0	0
Deferred/No Diagnosis	6	0	6	0	0	1	0
County of Residence							
Hughes	1	0	1	0	0	0	0
Oklahoma	37	0	35	0	0	8	0
Pottawatomie	2	0	2	0	0	2	0
Other Indicators							
SMI (If ever)	6	0	6	0	0	1	0

Notes: The same client may be counted in more than one category, e.g., clients can receive services under more than one contract source, in more than one "County of Residence," or may have multiple "Other Indicators." Please see Definition page for other considerations.

Oklahoma Department of Mental Health and Substance Abuse Services

Counts of Admitted Clients Served by Funding Source for Each Agency During FY1998

TURNING POINT

	Total	Funding Source					
		Mental Health	Substance Abuse	Domestic Violence	Residential Care	Medicaid	Other
Total							
Unduplicated Count	277	0	277	0	0	0	0
Sex							
Female	102	0	102	0	0	0	0
Male	175	0	175	0	0	0	0
Age							
05-17	43	0	43	0	0	0	0
18-20	23	0	23	0	0	0	0
21-24	28	0	28	0	0	0	0
25-34	91	0	91	0	0	0	0
35-44	68	0	68	0	0	0	0
45-54	20	0	20	0	0	0	0
55-64	1	0	1	0	0	0	0
65-74	3	0	3	0	0	0	0
Race							
White	210	0	210	0	0	0	0
Black	22	0	22	0	0	0	0
Native American	40	0	40	0	0	0	0
Hispanic	5	0	5	0	0	0	0
Presenting Problem/Diagnosis							
Alcohol Abuse	116	0	116	0	0	0	0
Social Conditions	27	0	27	0	0	0	0
Substance Related	134	0	134	0	0	0	0
County of Residence							
Muskogee	1	0	1	0	0	0	0
Nowata	37	0	37	0	0	0	0
Osage	3	0	3	0	0	0	0
Tillman	1	0	1	0	0	0	0
Tulsa	2	0	2	0	0	0	0
Washington	230	0	230	0	0	0	0
Out of State/Unknown	3	0	3	0	0	0	0
Other Indicators							
Deaf and Hearing Impaired	1	0	1	0	0	0	0
Homeless	5	0	5	0	0	0	0
SMI (If ever)	39	0	39	0	0	0	0

Notes: The same client may be counted in more than one category, e.g., clients can receive services under more than one contract source, in more than one "County of Residence," or may have multiple "Other Indicators." Please see Definition page for other considerations.

Oklahoma Department of Mental Health and Substance Abuse Services

Counts of Admitted Clients Served by Funding Source for Each Agency During FY1998

TWELVE & TWELVE, INC.

	Total	Funding Source					Other
		Mental Health	Substance Abuse	Domestic Violence	Residential Care	Medicaid	
Total							
Unduplicated Count	1,579	1	1,401	0	0	0	407
Sex							
Female	476	0	452	0	0	0	73
Male	1,103	1	949	0	0	0	334
Age							
05-17	8	0	8	0	0	0	2
18-20	78	0	73	0	0	0	17
21-24	111	0	101	0	0	0	25
25-34	532	0	477	0	0	0	116
35-44	605	1	527	0	0	0	182
45-54	202	0	176	0	0	0	56
55-64	38	0	35	0	0	0	7
65-74	5	0	4	0	0	0	2
Race							
White	1,232	1	1,109	0	0	0	296
Black	192	0	155	0	0	0	68
Native American	113	0	98	0	0	0	28
Hispanic	39	0	36	0	0	0	14
Asian	3	0	3	0	0	0	1
Presenting Problem/Diagnosis							
Alcohol Abuse	667	0	571	0	0	0	207
Mood Disorder	74	0	74	0	0	0	6
Other Non-Psychotic	2	0	2	0	0	0	0
Other Psychotic	8	0	8	0	0	0	0
Schizophrenia	13	0	13	0	0	0	0
Substance Related	814	1	732	0	0	0	194
Deferred/No Diagnosis	1	0	1	0	0	0	0
County of Residence							
Adair	3	0	3	0	0	0	0
Blaine	1	0	1	0	0	0	0
Canadian	1	0	1	0	0	0	0
Carter	1	0	1	0	0	0	0
Cherokee	8	0	8	0	0	0	0
Choctaw	2	0	1	0	0	0	1
Cleveland	4	0	4	0	0	0	0
Comanche	2	0	2	0	0	0	1
Craig	2	0	2	0	0	0	0
Creek	55	0	54	0	0	0	5
Custer	1	0	1	0	0	0	0
Delaware	10	0	8	0	0	0	2
Dewey	1	0	1	0	0	0	0
Garfield	2	0	2	0	0	0	0
Grady	1	0	1	0	0	0	0
Haskell	2	0	1	0	0	0	1
Kay	10	0	10	0	0	0	0
Latimer	1	0	1	0	0	0	0
LeFlore	1	0	1	0	0	0	0
Lincoln	3	0	2	0	0	0	2
Mayes	14	0	13	0	0	0	2

Notes: The same client may be counted in more than one category, e.g., clients can receive services under more than one contract source, in more than one "County of Residence," or may have multiple "Other Indicators." Please see Definition page for other considerations.

Oklahoma Department of Mental Health and Substance Abuse Services
Counts of Admitted Clients Served by Funding Source for Each Agency During FY1998
TWELVE & TWELVE, INC.

	Funding Source						
	Total	Mental Health	Substance Abuse	Domestic Violence	Residential Care	Medicaid	Other
McCurtain	3	0	3	0	0	0	0
McIntosh	3	0	2	0	0	0	2
Muskogee	30	0	26	0	0	0	7
Noble	2	0	2	0	0	0	1
Nowata	7	0	5	0	0	0	2
Okfuskee	4	0	3	0	0	0	1
Oklahoma	39	0	35	0	0	0	9
Okmulgee	20	0	20	0	0	0	2
Osage	14	0	12	0	0	0	5
Ottawa	15	0	12	0	0	0	5
Pawnee	5	0	5	0	0	0	1
Payne	4	0	4	0	0	0	0
Pittsburgh	8	0	8	0	0	0	0
Pottawatomie	3	0	2	0	0	0	1
Pushmataha	2	0	2	0	0	0	0
Rogers	36	0	34	0	0	0	12
Sequoyah	3	0	3	0	0	0	0
Tulsa	1,172	1	1,029	0	0	0	331
Wagoner	35	0	31	0	0	0	6
Washington	24	0	22	0	0	0	3
Washita	4	0	4	0	0	0	3
Out of State/Unknown	21	0	19	0	0	0	2
Other Indicators							
Deaf and Hearing Impaired	2	0	2	0	0	0	0
Dual Diagnosis	154	0	152	0	0	0	11
Homeless	247	0	236	0	0	0	36
SMI (If ever)	454	0	440	0	0	0	56

Notes: The same client may be counted in more than one category, e.g., clients can receive services under more than one contract source, in more than one "County of Residence," or may have multiple "Other Indicators." Please see Definition page for other considerations.

Oklahoma Department of Mental Health and Substance Abuse Services

Counts of Admitted Clients Served by Funding Source for Each Agency During FY1998

VINITA ALCOHOL AND DRUG TREATMENT CENTER

	Total	Funding Source					
		Mental Health	Substance Abuse	Domestic Violence	Residential Care	Medicaid	Other
Total							
Unduplicated Count	179	3	179	0	0	0	0
Sex							
Female	1	0	1	0	0	0	0
Male	178	3	178	0	0	0	0
Age							
05-17	1	0	1	0	0	0	0
18-20	6	0	6	0	0	0	0
21-24	17	0	17	0	0	0	0
25-34	56	1	56	0	0	0	0
35-44	62	2	62	0	0	0	0
45-54	27	0	27	0	0	0	0
55-64	9	0	9	0	0	0	0
75-84	1	0	1	0	0	0	0
Race							
White	145	3	145	0	0	0	0
Black	20	0	20	0	0	0	0
Native American	12	0	12	0	0	0	0
Hispanic	2	0	2	0	0	0	0
Presenting Problem/Diagnosis							
Alcohol Abuse	113	1	113	0	0	0	0
Substance Related	65	2	65	0	0	0	0
Deferred/No Diagnosis	1	0	1	0	0	0	0
County of Residence							
Adair	1	0	1	0	0	0	0
Atoka	2	0	2	0	0	0	0
Carter	1	0	1	0	0	0	0
Cherokee	1	0	1	0	0	0	0
Cleveland	5	0	5	0	0	0	0
Comanche	2	0	2	0	0	0	0
Craig	3	0	3	0	0	0	0
Creek	4	0	4	0	0	0	0
Delaware	2	0	2	0	0	0	0
Garvin	1	0	1	0	0	0	0
Grady	3	0	3	0	0	0	0
Haskell	1	0	1	0	0	0	0
Hughes	1	0	1	0	0	0	0
Johnston	1	0	1	0	0	0	0
Kay	7	0	7	0	0	0	0
Lincoln	1	0	1	0	0	0	0
Logan	1	0	1	0	0	0	0
Love	1	0	1	0	0	0	0
Mayes	1	0	1	0	0	0	0
McClain	2	0	2	0	0	0	0
McIntosh	1	0	1	0	0	0	0
Muskogee	8	0	8	0	0	0	0
Nowata	1	0	1	0	0	0	0
Okfuskee	1	0	1	0	0	0	0
Oklahoma	7	0	7	0	0	0	0
Okmulgee	13	0	13	0	0	0	0

Notes: The same client may be counted in more than one category, e.g., clients can receive services under more than one contract source, in more than one "County of Residence," or may have multiple "Other Indicators." Please see Definition page for other considerations.

Oklahoma Department of Mental Health and Substance Abuse Services
Counts of Admitted Clients Served by Funding Source for Each Agency During FY1998
VINITA ALCOHOL AND DRUG TREATMENT CENTER

	Funding Source						
	Total	Mental Health	Substance Abuse	Domestic Violence	Residential Care	Medicaid	Other
Ottawa	1	0	1	0	0	0	0
Pawnee	1	1	1	0	0	0	0
Payne	8	0	8	0	0	0	0
Pittsburgh	3	0	3	0	0	0	0
Pottawatomie	3	0	3	0	0	0	0
Rogers	12	0	12	0	0	0	0
Seminole	2	0	2	0	0	0	0
Stephens	2	0	2	0	0	0	0
Tulsa	62	2	62	0	0	0	0
Wagoner	1	0	1	0	0	0	0
Washington	10	0	10	0	0	0	0
Out of State/Unknown	2	0	2	0	0	0	0
Other Indicators							
Deaf and Hearing Impaired	3	0	3	0	0	0	0
SMI (If ever)	75	2	75	0	0	0	0

Notes: The same client may be counted in more than one category, e.g., clients can receive services under more than one contract source, in more than one "County of Residence," or may have multiple "Other Indicators." Please see Definition page for other considerations.

Oklahoma Department of Mental Health and Substance Abuse Services

Counts of Admitted Clients Served by Funding Source for Each Agency During FY1998

WESTERN STATE PSYCHIATRIC CENTER

	Total	Funding Source					
		Mental Health	Substance Abuse	Domestic Violence	Residential Care	Medicaid	Other
Total							
Unduplicated Count	1,873	1,399	480	0	0	405	0
Sex							
Female	774	739	0	0	0	240	0
Male	1,099	660	480	0	0	165	0
Age							
0-04	3	3	0	0	0	0	0
05-17	184	181	1	0	0	49	0
18-20	81	61	23	0	0	7	0
21-24	143	104	41	0	0	14	0
25-34	448	304	156	0	0	55	0
35-44	543	387	167	0	0	98	0
45-54	242	181	62	0	0	67	0
55-64	158	117	28	0	0	72	0
65-74	49	44	2	0	0	28	0
75-84	16	14	0	0	0	10	0
85+	6	3	0	0	0	5	0
Race							
White	1,602	1,281	318	0	0	387	0
Black	80	33	47	0	0	2	0
Native American	114	21	97	0	0	3	0
Hispanic	74	61	18	0	0	13	0
Asian	3	3	0	0	0	0	0
Presenting Problem/Diagnosis							
Alcohol Abuse	335	140	219	0	0	12	0
Developmental Disorder	62	58	0	0	0	21	0
Mood Disorder	655	641	5	0	0	180	0
Non Alcohol/Drug Related Organic	32	31	0	0	0	11	0
Other Non-Psychotic	157	154	2	0	0	34	0
Other Psychotic	106	95	1	0	0	51	0
Schizophrenia	122	106	1	0	0	73	0
Social Conditions	95	92	2	0	0	20	0
Substance Related	196	72	140	0	0	1	0
Deferred/No Diagnosis	113	10	110	0	0	2	0
County of Residence							
Alfalfa	73	60	9	0	0	24	0
Atoka	7	4	4	0	0	1	0
Beaver	29	24	4	0	0	6	0
Beckham	34	24	14	0	0	1	0
Blaine	14	6	9	0	0	0	0
Bryan	5	1	4	0	0	0	0
Caddo	22	5	18	0	0	0	0
Canadian	11	1	10	0	0	0	0
Carter	8	2	6	0	0	0	0
Cherokee	4	3	1	0	0	1	0
Cimarron	22	21	0	0	0	6	0
Cleveland	28	16	13	0	0	1	0
Comanche	23	3	21	0	0	0	0
Cotton	2	0	2	0	0	0	0
Craig	7	3	4	0	0	0	0

Notes: The same client may be counted in more than one category, e.g., clients can receive services under more than one contract source, in more than one "County of Residence," or may have multiple "Other Indicators." Please see Definition page for other considerations.

Oklahoma Department of Mental Health and Substance Abuse Services

Counts of Admitted Clients Served by Funding Source for Each Agency During FY1998

WESTERN STATE PSYCHIATRIC CENTER

	Funding Source						
	Total	Mental Health	Substance Abuse	Domestic Violence	Residential Care	Medicaid	Other
Creek	4	1	3	0	0	0	0
Custer	32	17	17	0	0	0	0
Delaware	1	0	1	0	0	0	0
Dewey	28	27	2	0	0	7	0
Ellis	44	44	1	0	0	12	0
Garfield	82	49	39	0	0	1	0
Garvin	1	0	1	0	0	0	0
Grady	4	1	3	0	0	0	0
Grant	2	1	1	0	0	0	0
Greer	5	4	2	0	0	0	0
Harper	52	36	1	0	0	27	0
Haskell	1	1	0	0	0	0	0
Hughes	6	1	5	0	0	0	0
Jackson	5	3	2	0	0	1	0
Jefferson	1	0	1	0	0	0	0
Kay	15	6	9	0	0	0	0
Kingfisher	2	0	2	0	0	0	0
Kiowa	8	5	5	0	0	0	0
Latimer	1	0	1	0	0	0	0
LeFlore	4	1	3	0	0	1	0
Lincoln	3	0	3	0	0	0	0
Logan	4	0	4	0	0	0	0
Major	101	101	3	0	0	27	0
Mayes	2	1	1	0	0	0	0
McClain	4	1	3	0	0	0	0
McCurtain	1	1	0	0	0	0	0
Murray	2	2	0	0	0	0	0
Muskogee	10	2	8	0	0	0	0
Noble	1	0	1	0	0	0	0
Nowata	2	2	0	0	0	0	0
Okfuskee	5	2	3	0	0	0	0
Oklahoma	68	21	49	0	0	1	0
Okmulgee	3	3	0	0	0	0	0
Osage	8	0	8	0	0	0	0
Ottawa	1	1	0	0	0	0	0
Payne	11	0	11	0	0	0	0
Pittsburgh	7	0	7	0	0	0	0
Pontotoc	3	0	3	0	0	0	0
Pottawatomie	10	1	9	0	0	0	0
Pushmataha	1	1	0	0	0	0	0
Roger Mills	4	2	2	0	0	0	0
Rogers	4	0	4	0	0	0	0
Seminole	26	1	25	0	0	0	0
Sequoyah	1	0	1	0	0	0	0
Stephens	11	0	11	0	0	0	0
Texas	233	225	9	0	0	68	0
Tillman	1	1	0	0	0	0	0
Tulsa	62	12	50	0	0	0	0
Wagoner	1	0	1	0	0	0	0
Washington	5	2	3	0	0	0	0
Washita	3	2	2	0	0	0	0
Woods	205	196	9	0	0	66	0

Notes: The same client may be counted in more than one category, e.g., clients can receive services under more than one contract source, in more than one "County of Residence," or may have multiple "Other Indicators." Please see Definition page for other considerations.

Oklahoma Department of Mental Health and Substance Abuse Services
Counts of Admitted Clients Served by Funding Source for Each Agency During FY1998
WESTERN STATE PSYCHIATRIC CENTER

	Total	Funding Source					
		Mental Health	Substance Abuse	Domestic Violence	Residential Care	Medicaid	Other
Woodward	468	441	25	0	0	152	0
Out of State/Unknown	15	8	7	0	0	2	0
Other Indicators							
Deaf and Hearing Impaired	7	6	0	0	0	4	0
Dual Diagnosis	224	216	3	0	0	55	0
Homeless	56	48	9	0	0	7	0
SED (6-17)	29	28	0	0	0	16	0
SMI (If ever)	779	677	79	0	0	276	0

Notes: The same client may be counted in more than one category, e.g., clients can receive services under more than one contract source, in more than one "County of Residence," or may have multiple "Other Indicators." Please see Definition page for other considerations.

Oklahoma Department of Mental Health and Substance Abuse Services

Counts of Admitted Clients Served by Funding Source for Each Agency During FY1998

WHEATLAND MH CTR, INC.

	Total	Funding Source					
		Mental Health	Substance Abuse	Domestic Violence	Residential Care	Medicaid	Other
Total							
Unduplicated Count	1,214	1,097	5	0	0	274	453
Sex							
Female	637	570	4	0	0	163	225
Male	577	527	1	0	0	111	228
Age							
0-04	10	8	0	0	0	1	10
05-17	320	264	0	0	0	14	261
18-20	68	63	0	0	0	8	26
21-24	62	62	0	0	0	4	6
25-34	221	207	1	0	0	59	33
35-44	265	252	1	0	0	72	43
45-54	147	138	3	0	0	47	42
55-64	76	65	0	0	0	39	19
65-74	31	27	0	0	0	20	7
75-84	14	11	0	0	0	10	6
Race							
White	1,045	951	5	0	0	223	378
Black	90	77	0	0	0	38	38
Native American	31	24	0	0	0	5	12
Hispanic	46	43	0	0	0	7	24
Asian	2	2	0	0	0	1	1
Presenting Problem/Diagnosis							
Alcohol Abuse	48	47	0	0	0	2	3
Developmental Disorder	156	133	0	0	0	16	126
Mood Disorder	517	476	1	0	0	104	156
Non Alcohol/Drug Related Organic	12	9	1	0	0	4	5
Other Non-Psychotic	202	182	1	0	0	39	78
Other Psychotic	65	58	0	0	0	33	17
Personality Disorder	51	51	0	0	0	7	11
Schizophrenia	116	99	2	0	0	68	44
Social Conditions	26	23	0	0	0	1	11
Substance Related	19	19	0	0	0	0	0
Deferred/No Diagnosis	2	0	0	0	0	0	2
County of Residence							
Adair	1	1	0	0	0	0	0
Alfalfa	1	1	0	0	0	0	0
Atoka	1	1	0	0	0	0	1
Blaine	6	6	0	0	0	0	1
Canadian	7	6	0	0	0	0	2
Cleveland	1	1	0	0	0	0	1
Comanche	2	2	0	0	0	0	0
Garfield	770	704	1	0	0	164	331
Garvin	1	1	0	0	0	0	0
Grant	43	38	0	0	0	28	10
Hughes	1	1	0	0	0	0	0
Kay	2	2	0	0	0	0	1
Kingfisher	149	125	1	0	0	21	38
Lincoln	1	1	0	0	0	0	0
Logan	211	190	3	0	0	60	64

Notes: The same client may be counted in more than one category, e.g., clients can receive services under more than one contract source, in more than one "County of Residence," or may have multiple "Other Indicators." Please see Definition page for other considerations.

Oklahoma Department of Mental Health and Substance Abuse Services
Counts of Admitted Clients Served by Funding Source for Each Agency During FY1998
WHEATLAND MH CTR, INC.

	Funding Source						
	Total	Mental Health	Substance Abuse	Domestic Violence	Residential Care	Medicaid	Other
Major	4	4	0	0	0	0	0
Murray	1	1	0	0	0	0	1
Noble	2	2	0	0	0	0	1
Oklahoma	4	4	0	0	0	1	1
Pawnee	1	1	0	0	0	0	0
Payne	1	1	0	0	0	0	1
Pottawatomie	1	1	0	0	0	0	0
Woodward	2	2	0	0	0	0	0
Out of State/Unknown	1	1	0	0	0	0	0
Other Indicators							
Deaf and Hearing Impaired	7	7	0	0	0	3	3
Dual Diagnosis	107	104	1	0	0	11	17
Homeless	26	25	1	0	0	5	4
SED (6-17)	252	212	0	0	0	14	206
SMI (If ever)	752	698	5	0	0	252	166

Notes: The same client may be counted in more than one category, e.g., clients can receive services under more than one contract source, in more than one "County of Residence," or may have multiple "Other Indicators." Please see Definition page for other considerations.

Oklahoma Department of Mental Health and Substance Abuse Services

Counts of Admitted Clients Served by Funding Source for Each Agency During FY1998

WOMEN IN SAFE HOMES, INC.

	Total	Funding Source					
		Mental Health	Substance Abuse	Domestic Violence	Residential Care	Medicaid	Other
Total							
Unduplicated Count	269	0	0	269	0	0	0
Sex							
Female	201	0	0	201	0	0	0
Male	68	0	0	68	0	0	0
Age							
0-04	63	0	0	63	0	0	0
05-17	67	0	0	67	0	0	0
18-20	9	0	0	9	0	0	0
21-24	27	0	0	27	0	0	0
25-34	53	0	0	53	0	0	0
35-44	42	0	0	42	0	0	0
45-54	8	0	0	8	0	0	0
Race							
White	161	0	0	161	0	0	0
Black	59	0	0	59	0	0	0
Native American	35	0	0	35	0	0	0
Hispanic	13	0	0	13	0	0	0
Asian	1	0	0	1	0	0	0
Presenting Problem/Diagnosis							
Alcohol Abuse	2	0	0	2	0	0	0
Developmental Disorder	1	0	0	1	0	0	0
Social Conditions	217	0	0	217	0	0	0
Substance Related	10	0	0	10	0	0	0
Deferred/No Diagnosis	39	0	0	39	0	0	0
County of Residence							
Canadian	5	0	0	5	0	0	0
Cherokee	17	0	0	17	0	0	0
Grady	2	0	0	2	0	0	0
Haskell	1	0	0	1	0	0	0
Latimer	1	0	0	1	0	0	0
LeFlore	2	0	0	2	0	0	0
Logan	1	0	0	1	0	0	0
McIntosh	17	0	0	17	0	0	0
Muskogee	140	0	0	140	0	0	0
Okfuskee	1	0	0	1	0	0	0
Oklahoma	8	0	0	8	0	0	0
Pittsburgh	8	0	0	8	0	0	0
Pottawatomie	4	0	0	4	0	0	0
Sequoyah	12	0	0	12	0	0	0
Tulsa	28	0	0	28	0	0	0
Wagoner	6	0	0	6	0	0	0
Washita	1	0	0	1	0	0	0
Out of State/Unknown	15	0	0	15	0	0	0
Other Indicators							
Homeless	45	0	0	45	0	0	0
SMI (If ever)	42	0	0	42	0	0	0

Notes: The same client may be counted in more than one category, e.g., clients can receive services under more than one contract source, in more than one "County of Residence," or may have multiple "Other Indicators." Please see Definition page for other considerations.

Oklahoma Department of Mental Health and Substance Abuse Services

Counts of Admitted Clients Served by Funding Source for Each Agency During FY1998

WOMEN'S CRISIS SERVICES

	Total	Funding Source					
		Mental Health	Substance Abuse	Domestic Violence	Residential Care	Medicaid	Other
Total							
Unduplicated Count	198	0	0	198	0	0	0
Sex							
Female	156	0	0	156	0	0	0
Male	42	0	0	42	0	0	0
Age							
0-04	45	0	0	45	0	0	0
05-17	40	0	0	40	0	0	0
18-20	20	0	0	20	0	0	0
21-24	13	0	0	13	0	0	0
25-34	40	0	0	40	0	0	0
35-44	24	0	0	24	0	0	0
45-54	13	0	0	13	0	0	0
55-64	3	0	0	3	0	0	0
Race							
White	164	0	0	164	0	0	0
Black	13	0	0	13	0	0	0
Native American	15	0	0	15	0	0	0
Hispanic	6	0	0	6	0	0	0
Presenting Problem/Diagnosis							
Alcohol Abuse	1	0	0	1	0	0	0
Mood Disorder	5	0	0	5	0	0	0
Other Psychotic	1	0	0	1	0	0	0
Social Conditions	189	0	0	189	0	0	0
Substance Related	1	0	0	1	0	0	0
Deferred/No Diagnosis	1	0	0	1	0	0	0
County of Residence							
Atoka	7	0	0	7	0	0	0
Cherokee	2	0	0	2	0	0	0
Haskell	3	0	0	3	0	0	0
Latimer	2	0	0	2	0	0	0
LeFlore	149	0	0	149	0	0	0
Muskogee	2	0	0	2	0	0	0
Oklahoma	1	0	0	1	0	0	0
Pittsburgh	1	0	0	1	0	0	0
Pushmataha	1	0	0	1	0	0	0
Sequoyah	11	0	0	11	0	0	0
Out of State/Unknown	19	0	0	19	0	0	0
Other Indicators							
Homeless	13	0	0	13	0	0	0
SMI (If ever)	11	0	0	11	0	0	0

Notes: The same client may be counted in more than one category, e.g., clients can receive services under more than one contract source, in more than one "County of Residence," or may have multiple "Other Indicators." Please see Definition page for other considerations.

Oklahoma Department of Mental Health and Substance Abuse Services

Counts of Admitted Clients Served by Funding Source for Each Agency During FY1998

WOMENS RESOURCE CENTER

	Total	Funding Source					
		Mental Health	Substance Abuse	Domestic Violence	Residential Care	Medicaid	Other
Total							
Unduplicated Count	445	0	0	445	0	0	0
Sex							
Female	358	0	0	358	0	0	0
Male	87	0	0	87	0	0	0
Age							
0-04	81	0	0	81	0	0	0
05-17	102	0	0	102	0	0	0
18-20	17	0	0	17	0	0	0
21-24	29	0	0	29	0	0	0
25-34	92	0	0	92	0	0	0
35-44	86	0	0	86	0	0	0
45-54	28	0	0	28	0	0	0
55-64	9	0	0	9	0	0	0
65-74	1	0	0	1	0	0	0
Race							
White	310	0	0	310	0	0	0
Black	84	0	0	84	0	0	0
Native American	35	0	0	35	0	0	0
Hispanic	14	0	0	14	0	0	0
Asian	2	0	0	2	0	0	0
Presenting Problem/Diagnosis							
Mood Disorder	4	0	0	4	0	0	0
Social Conditions	437	0	0	437	0	0	0
Deferred/No Diagnosis	4	0	0	4	0	0	0
County of Residence							
Caddo	3	0	0	3	0	0	0
Canadian	2	0	0	2	0	0	0
Cleveland	206	0	0	206	0	0	0
Garvin	2	0	0	2	0	0	0
Grady	6	0	0	6	0	0	0
Lincoln	1	0	0	1	0	0	0
McClain	12	0	0	12	0	0	0
Muskogee	3	0	0	3	0	0	0
Oklahoma	164	0	0	164	0	0	0
Pottawatomie	11	0	0	11	0	0	0
Seminole	2	0	0	2	0	0	0
Stephens	3	0	0	3	0	0	0
Tulsa	2	0	0	2	0	0	0
Out of State/Unknown	28	0	0	28	0	0	0
Other Indicators							
Deaf and Hearing Impaired	3	0	0	3	0	0	0
Homeless	308	0	0	308	0	0	0
SMI (If ever)	53	0	0	53	0	0	0

Notes: The same client may be counted in more than one category, e.g., clients can receive services under more than one contract source, in more than one "County of Residence," or may have multiple "Other Indicators." Please see Definition page for other considerations.

Oklahoma Department of Mental Health and Substance Abuse Services
Counts of Admitted Clients Served by Funding Source for Each Agency During FY1998
WOMEN'S SERVICE & FAMILY RESOURCE CENTER

	Total	Funding Source					
		Mental Health	Substance Abuse	Domestic Violence	Residential Care	Medicaid	Other
Total							
Unduplicated Count	348	0	0	348	0	0	0
Sex							
Female	256	0	0	256	0	0	0
Male	92	0	0	92	0	0	0
Age							
0-04	74	0	0	74	0	0	0
05-17	108	0	0	108	0	0	0
18-20	13	0	0	13	0	0	0
21-24	17	0	0	17	0	0	0
25-34	85	0	0	85	0	0	0
35-44	38	0	0	38	0	0	0
45-54	11	0	0	11	0	0	0
55-64	2	0	0	2	0	0	0
Race							
White	291	0	0	291	0	0	0
Black	8	0	0	8	0	0	0
Native American	36	0	0	36	0	0	0
Hispanic	13	0	0	13	0	0	0
Presenting Problem/Diagnosis							
Social Conditions	337	0	0	337	0	0	0
Deferred/No Diagnosis	11	0	0	11	0	0	0
County of Residence							
Caddo	21	0	0	21	0	0	0
Canadian	129	0	0	129	0	0	0
Garvin	3	0	0	3	0	0	0
Grady	184	0	0	184	0	0	0
Oklahoma	1	0	0	1	0	0	0
Stephens	4	0	0	4	0	0	0
Tulsa	4	0	0	4	0	0	0
Woodward	1	0	0	1	0	0	0
Out of State/Unknown	1	0	0	1	0	0	0
Other Indicators							
Homeless	72	0	0	72	0	0	0
SMI (If ever)	30	0	0	30	0	0	0

Notes: The same client may be counted in more than one category, e.g., clients can receive services under more than one contract source, in more than one "County of Residence," or may have multiple "Other Indicators." Please see Definition page for other considerations.

Oklahoma Department of Mental Health and Substance Abuse Services

Counts of Admitted Clients Served by Funding Source for Each Agency During FY1998

YWCA CRISIS CENTER

	Total	Funding Source					
		Mental Health	Substance Abuse	Domestic Violence	Residential Care	Medicaid	Other
Total							
Unduplicated Count	443	0	0	443	0	0	0
Sex							
Female	294	0	0	294	0	0	0
Male	149	0	0	149	0	0	0
Age							
0-04	50	0	0	50	0	0	0
05-17	80	0	0	80	0	0	0
18-20	29	0	0	29	0	0	0
21-24	34	0	0	34	0	0	0
25-34	109	0	0	109	0	0	0
35-44	94	0	0	94	0	0	0
45-54	32	0	0	32	0	0	0
55-64	10	0	0	10	0	0	0
65-74	4	0	0	4	0	0	0
75-84	1	0	0	1	0	0	0
Race							
White	355	0	0	355	0	0	0
Black	46	0	0	46	0	0	0
Native American	27	0	0	27	0	0	0
Hispanic	11	0	0	11	0	0	0
Asian	4	0	0	4	0	0	0
Presenting Problem/Diagnosis							
Alcohol Abuse	2	0	0	2	0	0	0
Mood Disorder	19	0	0	19	0	0	0
Other Psychotic	8	0	0	8	0	0	0
Social Conditions	293	0	0	293	0	0	0
Substance Related	4	0	0	4	0	0	0
Deferred/No Diagnosis	117	0	0	117	0	0	0
County of Residence							
Alfalfa	1	0	0	1	0	0	0
Beaver	1	0	0	1	0	0	0
Blaine	6	0	0	6	0	0	0
Cleveland	3	0	0	3	0	0	0
Creek	1	0	0	1	0	0	0
Garfield	358	0	0	358	0	0	0
Grant	11	0	0	11	0	0	0
Greer	1	0	0	1	0	0	0
Kay	6	0	0	6	0	0	0
Kingfisher	6	0	0	6	0	0	0
Logan	2	0	0	2	0	0	0
Major	6	0	0	6	0	0	0
Noble	2	0	0	2	0	0	0
Oklahoma	12	0	0	12	0	0	0
Texas	6	0	0	6	0	0	0
Tulsa	2	0	0	2	0	0	0
Woods	2	0	0	2	0	0	0
Woodward	3	0	0	3	0	0	0
Out of State/Unknown	14	0	0	14	0	0	0

Other Indicators

Notes: The same client may be counted in more than one category, e.g., clients can receive services under more than one contract source, in more than one "County of Residence," or may have multiple "Other Indicators." Please see Definition page for other considerations.

Oklahoma Department of Mental Health and Substance Abuse Services
Counts of Admitted Clients Served by Funding Source for Each Agency During FY1998
YWCA CRISIS CENTER

	Funding Source						
	Total	Mental Health	Substance Abuse	Domestic Violence	Residential Care	Medicaid	Other
Deaf and Hearing Impaired	2	0	0	2	0	0	0
Homeless	139	0	0	139	0	0	0
SMI (If ever)	70	0	0	70	0	0	0

Notes: The same client may be counted in more than one category, e.g., clients can receive services under more than one contract source, in more than one "County of Residence," or may have multiple "Other Indicators." Please see Definition page for other considerations.

Oklahoma Department of Mental Health and Substance Abuse Services

Counts of Admitted Clients Served by Funding Source for Each Agency During FY1998

YWCA OF OKC CRISIS SERVICES

	Total	Funding Source					
		Mental Health	Substance Abuse	Domestic Violence	Residential Care	Medicaid	Other
Total							
Unduplicated Count	1,279	0	0	1,279	0	0	0
Sex							
Female	947	0	0	947	0	0	0
Male	332	0	0	332	0	0	0
Age							
0-04	205	0	0	205	0	0	0
05-17	266	0	0	266	0	0	0
18-20	68	0	0	68	0	0	0
21-24	110	0	0	110	0	0	0
25-34	298	0	0	298	0	0	0
35-44	253	0	0	253	0	0	0
45-54	67	0	0	67	0	0	0
55-64	10	0	0	10	0	0	0
65-74	2	0	0	2	0	0	0
Race							
White	734	0	0	734	0	0	0
Black	354	0	0	354	0	0	0
Native American	92	0	0	92	0	0	0
Hispanic	87	0	0	87	0	0	0
Asian	12	0	0	12	0	0	0
Presenting Problem/Diagnosis							
Social Conditions	1,277	0	0	1,277	0	0	0
Substance Related	1	0	0	1	0	0	0
Deferred/No Diagnosis	1	0	0	1	0	0	0
County of Residence							
Caddo	1	0	0	1	0	0	0
Canadian	32	0	0	32	0	0	0
Cleveland	53	0	0	53	0	0	0
Comanche	2	0	0	2	0	0	0
Garfield	4	0	0	4	0	0	0
Garvin	7	0	0	7	0	0	0
Grady	16	0	0	16	0	0	0
Hughes	1	0	0	1	0	0	0
Jefferson	3	0	0	3	0	0	0
Johnston	3	0	0	3	0	0	0
Kay	1	0	0	1	0	0	0
Lincoln	6	0	0	6	0	0	0
Logan	10	0	0	10	0	0	0
McClain	1	0	0	1	0	0	0
Muskogee	2	0	0	2	0	0	0
Noble	2	0	0	2	0	0	0
Okfuskee	5	0	0	5	0	0	0
Oklahoma	1,040	0	0	1,040	0	0	0
Pawnee	1	0	0	1	0	0	0
Payne	3	0	0	3	0	0	0
Pittsburgh	3	0	0	3	0	0	0
Pontotoc	1	0	0	1	0	0	0
Pottawatomie	7	0	0	7	0	0	0
Seminole	7	0	0	7	0	0	0

Notes: The same client may be counted in more than one category, e.g., clients can receive services under more than one contract source, in more than one "County of Residence," or may have multiple "Other Indicators." Please see Definition page for other considerations.

Oklahoma Department of Mental Health and Substance Abuse Services
Counts of Admitted Clients Served by Funding Source for Each Agency During FY1998
YWCA OF OKC CRISIS SERVICES

	Funding Source						
	Total	Mental Health	Substance Abuse	Domestic Violence	Residential Care	Medicaid	Other
Tulsa	5	0	0	5	0	0	0
Out of State/Unknown	63	0	0	63	0	0	0
Other Indicators							
Deaf and Hearing Impaired	9	0	0	9	0	0	0
Homeless	396	0	0	396	0	0	0
SMI (If ever)	130	0	0	130	0	0	0

Notes: The same client may be counted in more than one category, e.g., clients can receive services under more than one contract source, in more than one "County of Residence," or may have multiple "Other Indicators." Please see Definition page for other considerations.

Definitions of Terms and Categorization Variables

The following are definitions of terms and categorization variables used in this Data Book report.

Admitted Clients Served

Admitted Clients Served had an admission transaction in the ICIS before or during the report year and had received a service during the year. They are counted only once in the total for each level of aggregation. This is called an unduplicated count.

Age

Client age is computed using the client's age at the middle of the fiscal year.

Contacts

Individuals are counted as contacts when they call or visit an agency, but are not admitted.

Funding Source

Funding Source helps identify the payment source of services. Frequently, clients receive services under multiple funding sources. The funding source categories for this report were Mental Health, Substance Abuse, Domestic Violence, Residential Care, Medicaid, and Other.

ICIS

The Oklahoma Department of Mental Health and Substance Abuse Services maintains an agency-wide database, the Integrated Client Information System (ICIS), to which all Department-funded services and transactions are reported. The ICIS contains demographic and service information about clients and agencies.

List of Agencies by Type

The following is a list of agencies by type that provided data during the Fiscal Year 1998:

AGENCY TYPE**AGENCY NAME****Community Mental Health**

ASSOCIATED CENTERS FOR THERAPY, INC.
BILL WILLIS MENTAL HEALTH
CARL ALBERT CMHC
CENTRAL OKLAHOMA CMHC
CHISHOLM TRAIL COUNSELING SVC
COMMUNITY COUNSELING CENTER
CREEKS MENTAL HEALTH SERVICES
EDWIN FAIR CMHC
GRAND LAKE M.H.C.
GREEN COUNTRY BEHAVIORAL HEALTH SERVICES
HOPE COMMUNITY SERVICES, INC.
JIM TALIAFERRO CMHC
MENTAL HEALTH SERVICES OF SOUTHERN OKLAHOMA
NORTH CARE CENTER
OKLAHOMA COUNTY CRISIS INTERVENTION CENTER
PARKSIDE, INC.
RED ROCK BEHAVIORAL HEALTH SERVICES
RED ROCK WEST
WESTERN STATE PSYCHIATRIC CENTER
WHEATLAND MENTAL HEALTH CENTER, INC.

Domestic Violence and Sexual Assault

ACMI HOUSE INC
ACTION ASSOCIATES, INC.
CALL RAPE INC.
COMMUNITY CRISIS CENTER, INC.
CRISIS CONTROL CENTER
DOMESTIC VIOLENCE PROGRAM OF N. CENTRAL OK.
DOMESTIC VIOLENCE INTERVENTION SERVICES
FAMILY CRISIS & COUNSELING CENTER
FAMILY CRISIS CENTER, INC.
FAMILY RESOURCE CENTER
FAMILY SHELTER
HELP-IN-CRISIS, INC.
N.W. DOMESTIC CRISIS SERVICES
NEW DIRECTIONS, INC.
PROJECT SAFE, INC.
ROGERS COUNTYCOMMUNITY SERVICES
S.O.S. FOR FAMILIES
SAFE HAVEN
STEPHENS COUNTY VOLUNTEERS FOR CRISIS INTERVENTION
STILLWATER DOMESTIC VIOLENCE SERVICE INC.
TULSA SEXUAL ASSAULT NURSE EXAMINERS PROGRAM
WOMEN IN SAFE HOMES, INC.
WOMEN'S CRISIS SERVICES
WOMEN'S SERVICE & FAMILY RESOURCE CENTER
WOMENS RESOURCE CENTER

AGENCY TYPE	AGENCY NAME
Hospitals	YWCA CRISIS CENTER YWCA OF OKC CRISIS SERVICES EASTERN STATE HOSPITAL GRIFFIN MEMORIAL HOSPITAL OKLAHOMA YOUTH CENTER
Other Agencies	CENTER FOR CHILDREN & FAMILIES DIVORCE VISITATION ARBITRATION GREAT PLAINS IMPROVEMENT FND. HIV RESOURCE CONSORTIUM HOMINY HEALTH SRVCS CENTER INC. PEOPLE INCORPORATED PROJECT HEARTLAND TRANSITION HOUSE INC. TULSA METROPOLITAN MINISTRY
Residential Care	BOLEY RESIDENTIAL CARE HOME BOLEY RESIDENTIAL CARE HOME II CLETA'S COTTAGE COPP'S RESIDENTIAL CARE, INC. COUNTRY LANE RESIDENTIAL CARE HOME DON MENTZER FACILITY DOW RESIDENTIAL CARE HOME DUNCAN COMMUNITY RESIDENCE INC DYCO PROPERTIES, INC. EDNA LEE'S RESIDENTIAL CARE EL RENO RESIDENTIAL CARE ELM TREE HOUSE FAIR OAKS GOLDEN YEARS GREEN ACRES HAV-TAPINC DBA, THE HARBOR HIGH CEDAR RESIDENTIAL CARE LAKE FRANCIS RETIREMENT CENTER MILLER COZY HOME, INC. NORTH FORK RESIDENTIAL CARE PADEN RESIDENTIAL CARE RAMBLING ROSE RESIDENTIAL CARE SANTE FE RESIDENTIAL CARE SHERRYS OLD FASHIONED R & B SOUTHWEST RETIREMENT HOME, INC STEVENSON ASSISTANT LIVING HOME SUGAR MOUNTAIN RETREAT SUNNY ACRES BOARDING MANOR, INC. SUNNY ACRES RESIDENTIAL CARE

AGENCY TYPE**AGENCY NAME**

Substance Abuse

ADA AREA CHEMICAL DEPENDENCY CENTER, INC.
ALPHA II, INC.
BRIDGEWAY
CAA TURNING POINT
CARE FOR CHANGE, INC.
COMMUNITY ALCOHOLISM SERVICES
CROSSROADS COUNSELING
CROSSROADS INCORPORATED
DRUG RECOVERY, INC.
EAGLE RIDGE INSTITUTE
EDMOND FAMILY SERVICES, INC.
FIRST WINGS OF FREEDOM
GATEWAY TO PREVENTION/RECOVERY
HOUSE OF HOPE, INC.
INDIAN HEALTH CARE RESOURCE CENTER
KIAMICHI COUNCIL ON ALCOHOLISM
LASTSTOP
LEFLORE COUNTY YOUTH & FAMILY SERVICES, INC.
LIFE IMPROVEMENT CENTER
LOGAN COUNTY YOUTH AND FAMILY SERVICES INC.
METRO TULSA SUBSTANCE ABUSE SERVICES
MONARCH, INC.
MOORE ALCOHOL AND DRUG CENTER
MUSKOGEE COUNTYCOUNCIL YTH SV
MUSKOGEE INTERVENTION PROGRAM
N.E. OK COUNCIL ON ALCOHOLISM
NAIC CENTER OF OKLAHOMA ALCOHOL & DRUG SERVICES, INC.
NATIVE AMERICAN CENTER OF RECOVERY
NEW HOPE OF MANGUM
NORMAN ALCOHOL AND DRUG TREATMENT CENTER
NW SUBSTANCE TREATMENT CENTER
OPPORTUNITIES, INC.
PALMER DRUG ABUSE PROGRAM INC.
PAYNE COUNTYCOUNSELING SVC, INC.
ROADBACK, INC.
ROGERS COUNTY DRUG ABUSE PROGRAM, INC.
S.W. YOUTH & FAMILY SERVICES
SECOND CHANCE CDU
SOAARR, INC.
STARTING POINT II, INC.
STREET SCHOOL, INC.
THE NEXT STEP NETWORK, INC.
THE OAKS BEHAVIORAL HEALTH CENTER
THE REFERRAL CENTER
TOTAL LIFE COUNSELING
TRI-CITY SUBSTANCE ABUSE CENTER

AGENCY TYPE

AGENCY NAME

TRI-CITY YOUTH & FAMILY CENTER
TURNING POINT
TWELVE & TWELVE, INC.
VINITA ALCOHOL AND DRUG TREATMENT CENTER

ODMHSAS

Refers to the Oklahoma Department of Mental Health and Substance Abuse Services.

Other Indicators

There are several groups of clients that are of special interest because they have special treatment needs, state or federal requirements regarding their placement or the services they receive, or because they are part of a priority population. The definitions of these groups and criteria for their selection are provided below:

- Deaf and Hearing Impaired
Clients who are deaf, hard of hearing, or indicated the need for an interpreter for the deaf were grouped to form the Deaf and Hearing Impaired category.
- Homeless
A homeless person under ICIS criteria is a person who: (a) lacks a fixed, regular and adequate night time residence AND (b) has a primary night time residence that is a supervised publicly or privately operated shelter designed to provide temporary living accommodations including welfare hotels, congregate shelters, halfway houses, and transitional housing for the mentally ill; or an institution that provides a temporary residence for individuals intended to be institutionalized; or a public or private place not designed for, or ordinarily used as, a regular sleeping accommodation for human beings, not limited to people living on the streets. Individuals are considered homeless if they have lost their permanent residence, and are temporarily living in a shelter to avoid being on the street. Prisoners being released or in the custody of a correctional facility are not considered homeless at the time of admission for treatment. The definition also excludes persons in a hospital, residential care facility, commercial hotel/motel, supervised apartment, or living with parent/other relative (even if only temporarily). The definition does include domestic violence and sexual assault shelters, as the persons have fled a residence that is not adequate (i.e., not safe).

- Legal Status

Legal Status has three categories; Voluntary, Civil Involuntary, and Criminal Involuntary. The categories of legal status (with ICIS codes) are as follows:

Voluntary. These clients enter treatment voluntarily and are coded Voluntary Admission (01), Court Voluntary (02), Informal Admission (16), or Other (18).

Civil Involuntary. These clients are required by the court system to receive services, even though they may be reluctant. They are coded Court Commitment (03), Order of Detention (06), Juvenile Court Order (07), Transfer – Other Legal Entity (08), Court Ordered Juveniles in Need of Treatment, DHS given custody (10), Court Ordered Juveniles in Need of Treatment Parental Custody Retained (11), Emergency Detention (12), Continued Court Detention (13), 28-Day Court Commitment (14), or Protective Custody (17).

Criminal Involuntary. These clients are required to receive services because they have been accused of or have committed a crime. Codes include the following; Incompetent to Stand Trial (04), Not Guilty by Reason of Insanity (05), Court Order for Observation and Evaluation (09), Court Referred DUI Clients (15), Criminal Hold (20), or Court Commit with Hold (21).

- Adults with Serious Mental Illness (SMI)

SMI denotes clients who have been identified **at any time** as having a serious mental illness using the formal ODMHSAS definition. According to this definition, an Adult with a Serious Mental Illness must be an individual 18 years of age or older.

- Children with a Serious Emotional Disturbance (SED)

SED refers to children who meet departmental criteria for having a Serious Emotional Disturbance.

- Any Alcohol/Drug Problem

A substance abuse client is one who has one or more DSM-IV Axis I primary, secondary or tertiary diagnoses from categories 1.a. or 1.b. (in the Dual Diagnosis definition below) or one or more ICIS Substance Abuse Related Problems (710-731, 741-743). Clients identified only as co-dependents are not identified as substance abusers.

- Dual Diagnosis Client

A dual diagnosis client is one who meets the criteria for having a substance abuse diagnosis from categories 1.a. or 1.b. below and meets the criteria for a mental illness based on one or more DSM-IV Axis II primary, secondary, or tertiary diagnoses from categories 2.a. through 2.e. below.

- 1.a. Psychoactive Substance Induced Organic Disorders: 291.0-291.8, 292.0-292.83, 292.89-282.99
- b. Psychoactive Substance Use Disorders: 303.0-305.99.
- 2.a. Schizophrenia: 295.10, 295.20, 295.30, 295.40, 295.60, 295.70, 295.90
- b. Delusional (Paranoid) Disorder: 297.1
- c. Other Psychotic Disorders: 295.40, 295.70, 297.3, 298.8, 298.9, 297.1, 297.3
- d. Mood Disorders: 296.20-296.7
- e. Borderline Personality Disorder: 301.83

Presenting Problem/Diagnosis

Categories for this variable are based on the DSM-IV primary diagnosis or primary presenting problem. If the admitting agency has clinicians qualified to make a diagnosis, the diagnosis is used, otherwise, a presenting problem is used to define a client's category.

Categories	Codes
Developmental Disorders	
DSM-IV Codes:	302.5-302.69, 302.85, 307-307.39, 307.5-307.99, 309.21, 312-312.29, 312.9-313.21, 313.81-313.89, 314-314.99, 315-319.99, 299-299.99
Presenting Problems:	210, 240

Categories**Codes**

Non Alcohol/Drug Related Organic

DSM-IV Codes: 290-290.99, 293-293.83, 294-294.80, 310-310.10

Alcohol Abuse

DSM-IV Codes: 291-291.99, 293.9, 303-303.99, 305-305.02
Presenting Problems: 741, 710, 711

Other Substance Abuse

DSM-IV Codes: 305.1-305.99, 292-292.99, 304-304.99
Presenting Problems: 742, 743, 744, 720-731

Schizophrenia

DSM-IV Codes: 295 (excluding 295.4, 295.7)

Other Psychotic

DSM-IV Codes: 297-298.9, 295.40, 294.9, 295.70
Presenting Problems: 510-530, 650

Mood Disorders

DSM-IV Codes: 296-296.99 301.13, 300.4-300.49, 293.89, 311-311.99
Presenting Problems: 500-503

Other Non-Psychotic

DSM-IV Codes: 300-300.39, 300.6-300.99, 302-302.49, 302.7-302.84, 302.89-302.99, 307-4-307.49, 307.8, 312.8, 308.3-309.19, 309.23-309.99, 312.3, 316-316.99, 780.50

Personality Disorders

DSM-IV Codes: 301-301.9

Social Conditions

DSM-IV Codes: V40.00-V40.60, V61-V71.02, 955.5-995.81
Presenting Problems: 740, 450, 620-632, 311-420

Deferred/No Diagnosis

DSM-IV Codes: 799.9-799.90, V71.09
Presenting Problems: 110, 130

Race

The Unknown category was utilized to group Clients who made no selection from the choices below indicating their race.

The following groupings are used for reporting race:

- White
- Black
- Native American
- Hispanic
- Asian
- Unknown

Various Categories:

In response to many special report requests in past years, the special reports table was generated to address the majority of those requests.

Description of the Data Book

This Data Book displays Counts of Admitted Clients Served by Funding Source for Sex, Age, Race, Presenting Problem/Diagnosis, County of Residence, and Other Indicators. It contains six tables presenting data for 1) Statewide Total, 2) Agency, 3) Agency Type, 4) Count of Residence, 5) Planning Area, and 6) Various Categories.

Admitted Clients Served by Funding Source

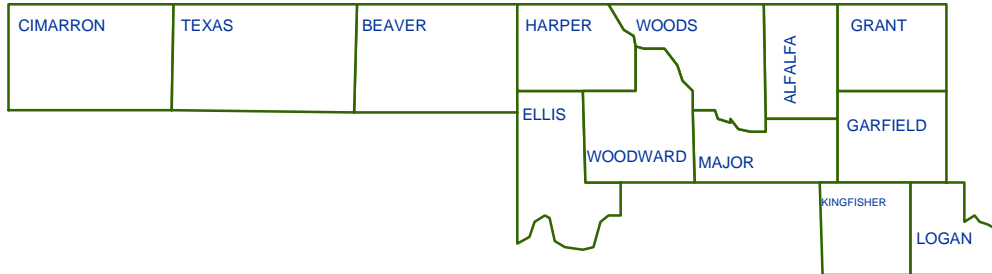
Admitted Clients Served are clients who have an admission transaction in the ICIS before or during the report year and had received a service during the report year. They are counted only once in the total for each level of aggregation or category in which they appear. This is called an unduplicated count. For example, a client may receive services at one hospital and then receive services at another hospital in the same year. This client would be counted twice (once at each hospital) in the agency report, but only once in the agency type and statewide tables. Because information such as age and sex should remain constant (except for data entry errors), counts for categories of these variables will sum to the total clients served on each table. Variables that might change from admission at one facility to admission at another or over time, (e.g., legal status, diagnosis, and target population) can be counted in more than one category and should not be summed.

This Data Book shows only clients who were admitted for services and excludes contacts. It enumerates admitted clients, but further limits the counts to specific subgroups of the client population. Each individual counted has received a service at some time during the year regardless of the year he/she was admitted. Clients are grouped by frequently referenced demographics: Sex, Age, Race, Presenting Problem/Diagnosis, County of Residence, and Other Indicators. A client may be in more than one of these groups, or a client's group may change during the year. As a result, the sum of target populations exceeds the total number served. However, for any given population, the age, race, and sex, which do not change (age is calculated as of a single point in time), are unduplicated counts and should equal the total.

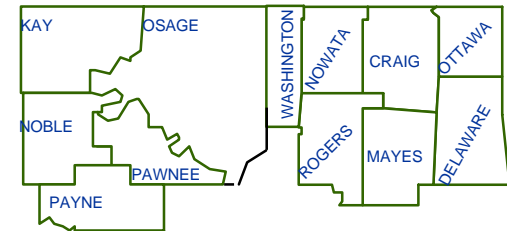
OKLAHOMA DEPARTMENT OF MENTAL HEALTH
AND SUBSTANCE ABUSE SERVICES

Planning Areas

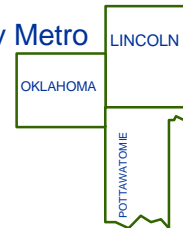
Northwest



Northeast



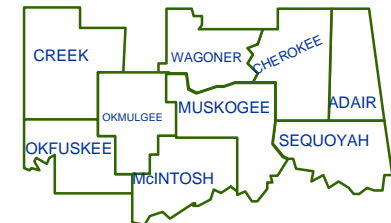
Oklahoma City Metro



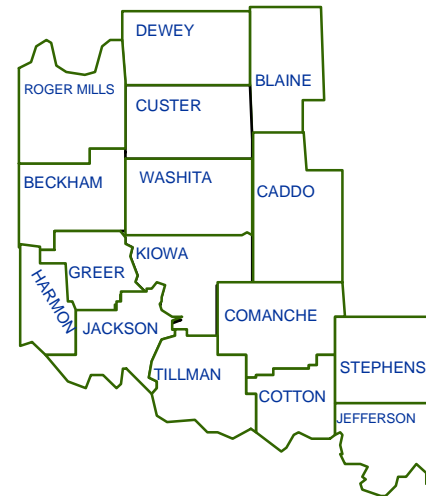
Tulsa Metro



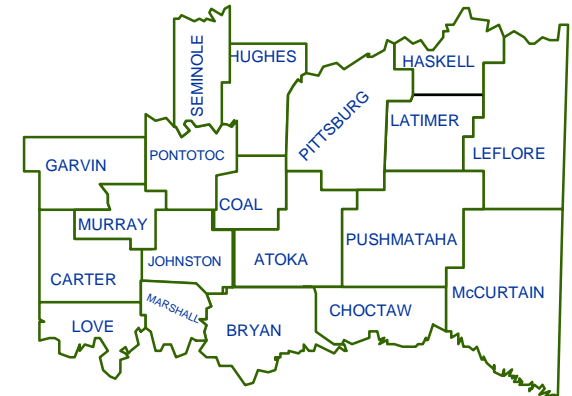
East Central



Central



Southwest



Southeast