

data

BOOK FOR FISCAL YEAR 1999

Admitted Clients Served
By Funding Source

Table 2. Counts of Admitted
Clients Served for each Agency

Oklahoma Department of Mental Health and Substance Abuse Services
Evaluation and Data Analysis Section
P. O. Box 53277 • Oklahoma City, OK 73152 • 405 522 3813

DATA BOOK FOR FISCAL YEAR 1999

Published by

Oklahoma Department of Mental Health and Substance Abuse
Services

Prepared by

Ali Akour, Ph.D.

Data Analyst, Evaluation and Data Analysis Section
Decision Support Services

2002

Terry Cline, Ph.D., Commissioner
Steve Davis, Ph.D., Director of Decision Support Services
Mark Reynolds, Ed. D., Evaluation & Data Analysis Data Projects Manager

Public Domain Notice

The Data Book for Fiscal Year 1999 is in the public domain and may be reproduced or copied without permission from the Oklahoma Department of Mental Health and Substance Abuse Services. However, this publication may not be reproduced or distributed for a fee without the specific, written authorization of Oklahoma Department of Mental Health and Substance Abuse Services. Citation of the source is appreciated.

Electronic Access to Publication

This publication is available on the World Wide Web at:
<http://www.odmhsas.org/specialreports.htm>

How to Contact Us

**Oklahoma Department of Mental Health and Substance Abuse Services
Evaluation and Data Analysis Section**

P.O. Box 53277
Oklahoma City, OK 73152-3277
(405) 522-3813

Contents

Introduction

Admitted Clients Served by Funding Source

- Table 1. Counts of Admitted Clients Served for **Statewide Total**
- Table 2. Counts of Admitted Clients Served for each **Agency**
- Table 3. Counts of Admitted Clients Served for each **Agency Type**
- Table 4. Counts of Admitted Clients Served for each **County of Residence**
- Table 5. Counts of Admitted Clients Served for each **Planning Area**
- Table 6. Counts of Admitted Clients Served for **Various Categories**

Appendix

Definitions of Terms and Categorization Variables

Description of the Data Book

Map of Planning Areas

DATA BOOK FOR FISCAL YEAR 1999

Introduction

Prior to Fiscal Year 1999, any client seen at an Oklahoma Department of Mental Health and Substance Abuse Services (ODMHSAS) contracted facility was reported, regardless of who paid for the service. Starting with Fiscal Year 1999, only clients funded in full or in part by ODMHSAS were reported. Therefore, previous years' reported client counts will be larger than in following years.

During the Fiscal Year 1999, the State of Oklahoma expenditures on community mental health services, inpatient facilities, substance abuse services, domestic violence/sexual assault services, and departmental management amounted to approximately \$168 million dollars. An unduplicated total of approximately 80,658 recipients were served system-wide in FY 1999. The unduplicated total of 80,658 recipients consists of 57,485 recipients that were admitted and served and 23,173 recipients that were contacts. This Data Book report is generated to provide basic information about these recipients for policy makers, interest groups, and others working to improve the quality of life for those in need.

The Data Book report is produced by the Evaluation and Data Analysis Section of the Decision Support Services Division at the ODMHSAS. The report summarizes demographic information for clients served in agencies operated by or funded through ODMHSAS. To create the Data Book report, data are extracted from the ODMHSAS Integrated Client Information System (ICIS). ICIS contains demographic and service information about service recipients and agencies.

This Data Book report focuses on Admitted Clients Served by Funding Source. To meet the specific needs of a variety of entities, the information is divided into tables and each table presents a different view of the data. Definitions of terms and a map of planning areas are also provided.

Oklahoma Department of Mental Health and Substance Abuse Services

Counts of Admitted Clients Served by Funding Source for Each Agency During FY1999

ACMI HOUSE INC

		Funding Source						
		Total	Mental Health	Substance Abuse	Domestic Violence	Residential Care	Medicaid	Other
Total	Unduplicated Count	226	0	0	226	0	0	0
Sex	Female	153	0	0	153	0	0	0
	Male	73	0	0	73	0	0	0
Age	0-04	27	0	0	27	0	0	0
	05-17	43	0	0	43	0	0	0
	18-20	13	0	0	13	0	0	0
	21-24	24	0	0	24	0	0	0
	25-34	50	0	0	50	0	0	0
	35-44	51	0	0	51	0	0	0
	45-54	16	0	0	16	0	0	0
	55-64	2	0	0	2	0	0	0
Race	White	159	0	0	159	0	0	0
	Black	18	0	0	18	0	0	0
	Native American	3	0	0	3	0	0	0
	Hispanic	46	0	0	46	0	0	0
Presenting Problem/Diagnosis	Social Conditions	226	0	0	226	0	0	0
County of Residence	Comanche	3	0	0	3	0	0	0
	Greer	21	0	0	21	0	0	0
	Harmon	11	0	0	11	0	0	0
	Jackson	146	0	0	146	0	0	0
	Kiowa	9	0	0	9	0	0	0
	Tillman	17	0	0	17	0	0	0
	Tulsa	1	0	0	1	0	0	0
	Out of State/Unknown	18	0	0	18	0	0	0
Other Indicators	Deaf and Hearing Impaired	1	0	0	1	0	0	0
	Homeless	1	0	0	1	0	0	0
	SMI (If ever)	12	0	0	12	0	0	0

Notes: The same client may be counted in more than one category, e.g., clients can receive services under more than one contract source, in more than one "County of Residence," or may have multiple "Other Indicators." Please see Definition page for other considerations.

Oklahoma Department of Mental Health and Substance Abuse Services

Counts of Admitted Clients Served by Funding Source for Each Agency During FY1999

ACTION ASSOCIATES, INC.

	Total	Funding Source					
		Mental Health	Substance Abuse	Domestic Violence	Residential Care	Medicaid	Other
Total							
Unduplicated Count	295	0	0	295	0	0	0
Sex							
Female	209	0	0	209	0	0	0
Male	86	0	0	86	0	0	0
Age							
0-04	49	0	0	49	0	0	0
05-17	80	0	0	80	0	0	0
18-20	11	0	0	11	0	0	0
21-24	26	0	0	26	0	0	0
25-34	58	0	0	58	0	0	0
35-44	53	0	0	53	0	0	0
45-54	12	0	0	12	0	0	0
55-64	4	0	0	4	0	0	0
75-84	2	0	0	2	0	0	0
Race							
White	215	0	0	215	0	0	0
Black	10	0	0	10	0	0	0
Native American	31	0	0	31	0	0	0
Hispanic	39	0	0	39	0	0	0
Presenting Problem/Diagnosis							
Developmental Disorder	1	0	0	1	0	0	0
Social Conditions	281	0	0	281	0	0	0
Substance Related	2	0	0	2	0	0	0
Deferred/No Diagnosis	11	0	0	11	0	0	0
County of Residence							
Beckham	77	0	0	77	0	0	0
Blaine	24	0	0	24	0	0	0
Bryan	3	0	0	3	0	0	0
Canadian	7	0	0	7	0	0	0
Custer	97	0	0	97	0	0	0
Dewey	8	0	0	8	0	0	0
Greer	1	0	0	1	0	0	0
Kiowa	1	0	0	1	0	0	0
Oklahoma	3	0	0	3	0	0	0
Roger Mills	21	0	0	21	0	0	0
Tillman	2	0	0	2	0	0	0
Washita	31	0	0	31	0	0	0
Out of State/Unknown	20	0	0	20	0	0	0
Other Indicators							
Deaf and Hearing Impaired	3	0	0	3	0	0	0
Homeless	90	0	0	90	0	0	0
SMI (If ever)	25	0	0	25	0	0	0

Notes: The same client may be counted in more than one category, e.g., clients can receive services under more than one contract source, in more than one "County of Residence," or may have multiple "Other Indicators." Please see Definition page for other considerations.

Oklahoma Department of Mental Health and Substance Abuse Services

Counts of Admitted Clients Served by Funding Source for Each Agency During FY1999

ADA AREA CHEMICAL DEPENDENCY CENTER, INC.

		Funding Source						
		Total	Mental Health	Substance Abuse	Domestic Violence	Residential Care	Medicaid	Other
Total	Unduplicated Count	147	0	124	0	0	36	1
Sex	Female	61	0	47	0	0	24	0
	Male	86	0	77	0	0	12	1
Age	05-17	4	0	3	0	0	2	0
	18-20	9	0	8	0	0	1	0
	21-24	19	0	18	0	0	3	0
	25-34	45	0	33	0	0	19	0
	35-44	49	0	43	0	0	8	1
	45-54	13	0	11	0	0	3	0
	55-64	3	0	3	0	0	0	0
	65-74	3	0	3	0	0	0	0
	75-84	2	0	2	0	0	0	0
Race	White	120	0	106	0	0	26	1
	Black	5	0	4	0	0	1	0
	Native American	20	0	12	0	0	8	0
	Hispanic	2	0	2	0	0	1	0
Presenting Problem/Diagnosis	Alcohol Abuse	47	0	36	0	0	12	0
	Social Conditions	6	0	6	0	0	0	0
	Substance Related	93	0	81	0	0	24	1
	Deferred/No Diagnosis	1	0	1	0	0	0	0
County of Residence	Garvin	1	0	1	0	0	0	0
	Hughes	1	0	1	0	0	0	0
	Murray	2	0	2	0	0	0	1
	Pittsburgh	1	0	1	0	0	0	0
	Pontotoc	140	0	117	0	0	36	0
	Roger Mills	1	0	1	0	0	0	0
	Seminole	1	0	1	0	0	0	0
Other Indicators	Homeless	1	0	1	0	0	0	0
	SMI (If ever)	33	0	24	0	0	11	0

Notes: The same client may be counted in more than one category, e.g., clients can receive services under more than one contract source, in more than one "County of Residence," or may have multiple "Other Indicators." Please see Definition page for other considerations.

Oklahoma Department of Mental Health and Substance Abuse Services
Counts of Admitted Clients Served by Funding Source for Each Agency During FY1999
ADA RESIDENTIAL CARE

	Total	Funding Source					
		Mental Health	Substance Abuse	Domestic Violence	Residential Care	Medicaid	Other
Total							
Unduplicated Count	58	0	0	0	58	0	0
Sex							
Female	23	0	0	0	23	0	0
Male	35	0	0	0	35	0	0
Age							
18-20	3	0	0	0	3	0	0
21-24	3	0	0	0	3	0	0
25-34	7	0	0	0	7	0	0
35-44	21	0	0	0	21	0	0
45-54	18	0	0	0	18	0	0
55-64	5	0	0	0	5	0	0
65-74	1	0	0	0	1	0	0
Race							
White	49	0	0	0	49	0	0
Black	7	0	0	0	7	0	0
Native American	1	0	0	0	1	0	0
Asian	1	0	0	0	1	0	0
Presenting Problem/Diagnosis							
Developmental Disorder	1	0	0	0	1	0	0
Mood Disorder	45	0	0	0	45	0	0
Other Psychotic	11	0	0	0	11	0	0
Social Conditions	1	0	0	0	1	0	0
County of Residence							
Cleveland	3	0	0	0	3	0	0
Logan	1	0	0	0	1	0	0
Muskogee	1	0	0	0	1	0	0
Oklahoma	1	0	0	0	1	0	0
Payne	1	0	0	0	1	0	0
Pittsburgh	1	0	0	0	1	0	0
Pontotoc	49	0	0	0	49	0	0
Tulsa	1	0	0	0	1	0	0
Other Indicators							
SMI (If ever)	58	0	0	0	58	0	0

Notes: The same client may be counted in more than one category, e.g., clients can receive services under more than one contract source, in more than one "County of Residence," or may have multiple "Other Indicators." Please see Definition page for other considerations.

Oklahoma Department of Mental Health and Substance Abuse Services

Counts of Admitted Clients Served by Funding Source for Each Agency During FY1999

ALPHA II, INC.

	Total	Funding Source					Other
		Mental Health	Substance Abuse	Domestic Violence	Residential Care	Medicaid	
Total							
Unduplicated Count	142	0	117	0	0	0	37
Sex							
Male	142	0	117	0	0	0	37
Age							
18-20	21	0	18	0	0	0	7
21-24	22	0	18	0	0	0	5
25-34	40	0	35	0	0	0	7
35-44	46	0	37	0	0	0	12
45-54	11	0	7	0	0	0	6
55-64	2	0	2	0	0	0	0
Race							
White	88	0	76	0	0	0	19
Black	21	0	17	0	0	0	4
Native American	28	0	20	0	0	0	13
Hispanic	3	0	3	0	0	0	0
Asian	2	0	1	0	0	0	1
Presenting Problem/Diagnosis							
Alcohol Abuse	62	0	50	0	0	0	18
Substance Related	80	0	67	0	0	0	19
County of Residence							
Bryan	2	0	2	0	0	0	1
Canadian	1	0	0	0	0	0	1
Carter	1	0	1	0	0	0	0
Cherokee	2	0	1	0	0	0	2
Choctaw	1	0	1	0	0	0	0
Cleveland	2	0	2	0	0	0	0
Creek	7	0	5	0	0	0	3
Custer	1	0	1	0	0	0	0
Garfield	8	0	6	0	0	0	2
Greer	1	0	1	0	0	0	0
Haskell	1	0	1	0	0	0	0
Hughes	1	0	1	0	0	0	0
Kay	19	0	15	0	0	0	7
McCurtain	1	0	1	0	0	0	0
Muskogee	3	0	3	0	0	0	0
Noble	3	0	1	0	0	0	2
Okfuskee	22	0	22	0	0	0	2
Oklahoma	1	0	1	0	0	0	0
Okmulgee	8	0	7	0	0	0	2
Osage	9	0	8	0	0	0	2
Payne	10	0	9	0	0	0	1
Rogers	2	0	1	0	0	0	2
Seminole	2	0	1	0	0	0	1
Tulsa	21	0	14	0	0	0	7
Washington	8	0	8	0	0	0	1
Washita	1	0	1	0	0	0	0
Woods	3	0	3	0	0	0	0
Woodward	1	0	0	0	0	0	1

Other Indicators

Notes: The same client may be counted in more than one category, e.g., clients can receive services under more than one contract source, in more than one "County of Residence," or may have multiple "Other Indicators." Please see Definition page for other considerations.

Oklahoma Department of Mental Health and Substance Abuse Services
Counts of Admitted Clients Served by Funding Source for Each Agency During FY1999
ALPHA II, INC.

	Funding Source						
	Total	Mental Health	Substance Abuse	Domestic Violence	Residential Care	Medicaid	Other
Homeless	14	0	13	0	0	0	3
SMI (If ever)	23	0	18	0	0	0	6

Notes: The same client may be counted in more than one category, e.g., clients can receive services under more than one contract source, in more than one "County of Residence," or may have multiple "Other Indicators." Please see Definition page for other considerations.

Oklahoma Department of Mental Health and Substance Abuse Services
Counts of Admitted Clients Served by Funding Source for Each Agency During FY1999
ASSOCIATED CENTERS FOR THERAPY, INC.

	Total	Funding Source					Medicaid	Other
		Mental Health	Substance Abuse	Domestic Violence	Residential Care			
Total								
Unduplicated Count	741	509	0	0	0	257	319	
Sex								
Female	397	292	0	0	0	172	142	
Male	344	217	0	0	0	85	177	
Age								
0-04	4	1	0	0	0	0	4	
05-17	289	90	0	0	0	16	259	
18-20	21	17	0	0	0	11	6	
21-24	31	26	0	0	0	6	3	
25-34	104	99	0	0	0	47	12	
35-44	148	138	0	0	0	83	17	
45-54	77	74	0	0	0	50	10	
55-64	51	50	0	0	0	33	4	
65-74	13	11	0	0	0	9	3	
75-84	3	3	0	0	0	2	1	
Race								
White	534	400	0	0	0	206	184	
Black	153	71	0	0	0	27	109	
Native American	27	17	0	0	0	14	15	
Hispanic	18	13	0	0	0	4	10	
Asian	9	8	0	0	0	6	1	
Presenting Problem/Diagnosis								
Developmental Disorder	97	40	0	0	0	4	83	
Mood Disorder	320	239	0	0	0	102	120	
Non Alcohol/Drug Related Organic	5	5	0	0	0	2	0	
Other Non-Psychotic	147	67	0	0	0	30	94	
Other Psychotic	65	59	0	0	0	43	8	
Personality Disorder	2	2	0	0	0	0	1	
Schizophrenia	97	89	0	0	0	74	13	
Social Conditions	3	3	0	0	0	0	0	
Substance Related	5	5	0	0	0	2	0	
County of Residence								
Okmulgee	1	1	0	0	0	1	0	
Tillman	1	1	0	0	0	0	0	
Tulsa	736	504	0	0	0	253	318	
Wagoner	2	2	0	0	0	2	1	
Washita	1	1	0	0	0	1	0	
Other Indicators								
Dual Diagnosis	54	54	0	0	0	30	7	
Homeless	125	8	0	0	0	5	119	
SED (6-17)	278	85	0	0	0	14	253	
SMI (If ever)	407	379	0	0	0	235	49	

Notes: The same client may be counted in more than one category, e.g., clients can receive services under more than one contract source, in more than one "County of Residence," or may have multiple "Other Indicators." Please see Definition page for other considerations.

Oklahoma Department of Mental Health and Substance Abuse Services
Counts of Admitted Clients Served by Funding Source for Each Agency During FY1999
BILL JOHNSON C.C.

		Funding Source						
		Total	Mental Health	Substance Abuse	Domestic Violence	Residential Care	Medicaid	Other
Total	Unduplicated Count	8	0	8	0	0	0	0
Sex	Male	8	0	8	0	0	0	0
Age	21-24	1	0	1	0	0	0	0
	25-34	6	0	6	0	0	0	0
	35-44	1	0	1	0	0	0	0
Race	White	6	0	6	0	0	0	0
	Black	2	0	2	0	0	0	0
Presenting Problem/Diagnosis	Substance Related	8	0	8	0	0	0	0
County of Residence	Logan	1	0	1	0	0	0	0
	Oklahoma	7	0	7	0	0	0	0

Notes: The same client may be counted in more than one category, e.g., clients can receive services under more than one contract source, in more than one "County of Residence," or may have multiple "Other Indicators." Please see Definition page for other considerations.

Oklahoma Department of Mental Health and Substance Abuse Services

Counts of Admitted Clients Served by Funding Source for Each Agency During FY1999

BILL WILLIS MENTAL HEALTH

	Total	Funding Source					
		Mental Health	Substance Abuse	Domestic Violence	Residential Care	Medicaid	Other
Total							
Unduplicated Count	1,145	994	171	0	0	503	551
Sex							
Female	648	579	67	0	0	307	294
Male	497	415	104	0	0	196	257
Age							
0-04	7	2	0	0	0	2	5
05-17	92	63	3	0	0	17	65
18-20	40	36	5	0	0	7	12
21-24	67	53	21	0	0	15	26
25-34	203	165	45	0	0	71	75
35-44	320	278	64	0	0	161	139
45-54	244	232	22	0	0	131	133
55-64	121	117	9	0	0	70	65
65-74	39	37	1	0	0	23	22
75-84	10	9	1	0	0	5	8
85+	2	2	0	0	0	1	1
Race							
White	918	812	131	0	0	418	435
Black	54	45	4	0	0	32	29
Native American	146	115	30	0	0	45	75
Hispanic	24	19	6	0	0	8	10
Asian	3	3	0	0	0	0	2
Presenting Problem/Diagnosis							
Alcohol Abuse	53	27	36	0	0	4	12
Developmental Disorder	35	27	1	0	0	12	21
Mood Disorder	497	461	33	0	0	227	232
Non Alcohol/Drug Related Organic	16	16	0	0	0	9	8
Other Non-Psychotic	164	143	9	0	0	58	78
Other Psychotic	99	97	12	0	0	64	63
Personality Disorder	7	7	2	0	0	3	4
Schizophrenia	155	150	11	0	0	108	91
Social Conditions	16	13	3	0	0	5	8
Substance Related	103	53	64	0	0	13	34
County of Residence							
Adair	164	152	33	0	0	76	70
Cherokee	392	318	57	0	0	129	236
Craig	1	1	0	0	0	0	1
Creek	1	1	0	0	0	1	1
Delaware	1	1	0	0	0	1	0
Haskell	1	1	0	0	0	0	0
LeFlore	1	1	0	0	0	0	1
Mayes	5	4	1	0	0	1	2
Muskogee	14	9	4	0	0	1	8
Oklahoma	1	1	0	0	0	0	0
Okmulgee	1	1	1	0	0	0	1
Pittsburgh	1	1	0	0	0	0	0
Rogers	4	4	1	0	0	1	0
Sequoyah	325	304	27	0	0	208	108
Tulsa	9	7	4	0	0	2	3

Notes: The same client may be counted in more than one category, e.g., clients can receive services under more than one contract source, in more than one "County of Residence," or may have multiple "Other Indicators." Please see Definition page for other considerations.

Oklahoma Department of Mental Health and Substance Abuse Services

Counts of Admitted Clients Served by Funding Source for Each Agency During FY1999

BILL WILLIS MENTAL HEALTH

	Total	Funding Source					
		Mental Health	Substance Abuse	Domestic Violence	Residential Care	Medicaid	Other
Wagoner	222	186	43	0	0	83	120
Washington	1	1	0	0	0	0	0
Woodward	1	1	0	0	0	0	0
Other Indicators							
Deaf and Hearing Impaired	11	10	3	0	0	4	4
Dual Diagnosis	69	57	29	0	0	27	27
Homeless	27	19	8	0	0	7	7
SED (6-17)	52	35	0	0	0	14	38
SMI (If ever)	799	748	84	0	0	432	402

Notes: The same client may be counted in more than one category, e.g., clients can receive services under more than one contract source, in more than one "County of Residence," or may have multiple "Other Indicators." Please see Definition page for other considerations.

Oklahoma Department of Mental Health and Substance Abuse Services

Counts of Admitted Clients Served by Funding Source for Each Agency During FY1999

BOLEY RESIDENTIAL CARE HOME

	Total	Funding Source					
		Mental Health	Substance Abuse	Domestic Violence	Residential Care	Medicaid	Other
Total							
Unduplicated Count	30	0	0	0	30	0	0
Sex							
Female	10	0	0	0	10	0	0
Male	20	0	0	0	20	0	0
Age							
25-34	2	0	0	0	2	0	0
35-44	15	0	0	0	15	0	0
45-54	9	0	0	0	9	0	0
55-64	3	0	0	0	3	0	0
65-74	1	0	0	0	1	0	0
Race							
White	6	0	0	0	6	0	0
Black	24	0	0	0	24	0	0
Presenting Problem/Diagnosis							
Developmental Disorder	1	0	0	0	1	0	0
Mood Disorder	2	0	0	0	2	0	0
Other Psychotic	20	0	0	0	20	0	0
Social Conditions	7	0	0	0	7	0	0
County of Residence							
Comanche	3	0	0	0	3	0	0
Jackson	1	0	0	0	1	0	0
Okfuskee	22	0	0	0	22	0	0
Oklahoma	1	0	0	0	1	0	0
Okmulgee	1	0	0	0	1	0	0
Tulsa	2	0	0	0	2	0	0
Other Indicators							
Homeless	8	0	0	0	8	0	0
SMI (If ever)	30	0	0	0	30	0	0

Notes: The same client may be counted in more than one category, e.g., clients can receive services under more than one contract source, in more than one "County of Residence," or may have multiple "Other Indicators." Please see Definition page for other considerations.

Oklahoma Department of Mental Health and Substance Abuse Services

Counts of Admitted Clients Served by Funding Source for Each Agency During FY1999

BOLEY RESIDENTIAL CARE HOME II

	Total	Funding Source					
		Mental Health	Substance Abuse	Domestic Violence	Residential Care	Medicaid	Other
Total							
Unduplicated Count	38	0	0	0	38	0	0
Sex							
Female	12	0	0	0	12	0	0
Male	26	0	0	0	26	0	0
Age							
21-24	1	0	0	0	1	0	0
25-34	11	0	0	0	11	0	0
35-44	11	0	0	0	11	0	0
45-54	6	0	0	0	6	0	0
55-64	5	0	0	0	5	0	0
65-74	3	0	0	0	3	0	0
75-84	1	0	0	0	1	0	0
Race							
White	9	0	0	0	9	0	0
Black	26	0	0	0	26	0	0
Hispanic	2	0	0	0	2	0	0
Asian	1	0	0	0	1	0	0
Presenting Problem/Diagnosis							
Developmental Disorder	3	0	0	0	3	0	0
Mood Disorder	3	0	0	0	3	0	0
Other Psychotic	30	0	0	0	30	0	0
Social Conditions	2	0	0	0	2	0	0
County of Residence							
Garfield	1	0	0	0	1	0	0
Okfuskee	37	0	0	0	37	0	0
Other Indicators							
SMI (If ever)	38	0	0	0	38	0	0

Notes: The same client may be counted in more than one category, e.g., clients can receive services under more than one contract source, in more than one "County of Residence," or may have multiple "Other Indicators." Please see Definition page for other considerations.

Oklahoma Department of Mental Health and Substance Abuse Services

Counts of Admitted Clients Served by Funding Source for Each Agency During FY1999

BRIDGEWAY

		Funding Source						
		Total	Mental Health	Substance Abuse	Domestic Violence	Residential Care	Medicaid	Other
Total	Unduplicated Count	52	0	52	0	0	0	0
Sex	Male	52	0	52	0	0	0	0
Age	21-24	4	0	4	0	0	0	0
	25-34	17	0	17	0	0	0	0
	35-44	19	0	19	0	0	0	0
	45-54	8	0	8	0	0	0	0
	55-64	4	0	4	0	0	0	0
Race	White	40	0	40	0	0	0	0
	Black	4	0	4	0	0	0	0
	Native American	7	0	7	0	0	0	0
	Hispanic	1	0	1	0	0	0	0
Presenting Problem/Diagnosis	Alcohol Abuse	27	0	27	0	0	0	0
	Social Conditions	3	0	3	0	0	0	0
	Substance Related	22	0	22	0	0	0	0
County of Residence	Bryan	1	0	1	0	0	0	0
	Choctaw	1	0	1	0	0	0	0
	Comanche	1	0	1	0	0	0	0
	Creek	1	0	1	0	0	0	0
	Garfield	1	0	1	0	0	0	0
	Kay	29	0	29	0	0	0	0
	Noble	2	0	2	0	0	0	0
	Okfuskee	1	0	1	0	0	0	0
	Oklahoma	4	0	4	0	0	0	0
	Osage	1	0	1	0	0	0	0
	Payne	4	0	4	0	0	0	0
	Pottawatomie	1	0	1	0	0	0	0
	Tulsa	3	0	3	0	0	0	0
	Washita	1	0	1	0	0	0	0
	Woods	1	0	1	0	0	0	0
Other Indicators	Homeless	10	0	10	0	0	0	0
	SMI (If ever)	20	0	20	0	0	0	0

Notes: The same client may be counted in more than one category, e.g., clients can receive services under more than one contract source, in more than one "County of Residence," or may have multiple "Other Indicators." Please see Definition page for other considerations.

Oklahoma Department of Mental Health and Substance Abuse Services

Counts of Admitted Clients Served by Funding Source for Each Agency During FY1999

CAA TURNING POINT

	Total	Funding Source					
		Mental Health	Substance Abuse	Domestic Violence	Residential Care	Medicaid	Other
Total							
Unduplicated Count	379	0	379	0	0	0	1
Sex							
Female	127	0	127	0	0	0	1
Male	252	0	252	0	0	0	0
Age							
05-17	6	0	6	0	0	0	0
18-20	25	0	25	0	0	0	0
21-24	58	0	58	0	0	0	0
25-34	129	0	129	0	0	0	0
35-44	117	0	117	0	0	0	1
45-54	38	0	38	0	0	0	0
55-64	5	0	5	0	0	0	0
65-74	1	0	1	0	0	0	0
Race							
White	214	0	214	0	0	0	1
Black	97	0	97	0	0	0	0
Native American	30	0	30	0	0	0	0
Hispanic	38	0	38	0	0	0	0
Presenting Problem/Diagnosis							
Alcohol Abuse	102	0	102	0	0	0	0
Social Conditions	4	0	4	0	0	0	0
Substance Related	270	0	270	0	0	0	1
Deferred/No Diagnosis	3	0	3	0	0	0	0
County of Residence							
Caddo	1	0	1	0	0	0	0
Canadian	3	0	3	0	0	0	0
Cleveland	6	0	6	0	0	0	0
Comanche	1	0	1	0	0	0	0
Lincoln	1	0	1	0	0	0	0
Oklahoma	365	0	365	0	0	0	1
Pottawatomie	2	0	2	0	0	0	0
Other Indicators							
Deaf and Hearing Impaired	4	0	4	0	0	0	0
Homeless	1	0	1	0	0	0	0
SMI (If ever)	41	0	41	0	0	0	0

Notes: The same client may be counted in more than one category, e.g., clients can receive services under more than one contract source, in more than one "County of Residence," or may have multiple "Other Indicators." Please see Definition page for other considerations.

Oklahoma Department of Mental Health and Substance Abuse Services

Counts of Admitted Clients Served by Funding Source for Each Agency During FY1999

CALL RAPE INC.

	Total	Funding Source					Other
		Mental Health	Substance Abuse	Domestic Violence	Residential Care	Medicaid	
Total							
Unduplicated Count	93	0	0	80	0	0	31
Sex							
Female	86	0	0	74	0	0	29
Male	7	0	0	6	0	0	2
Age							
0-04	1	0	0	1	0	0	0
05-17	25	0	0	25	0	0	5
18-20	12	0	0	11	0	0	2
21-24	8	0	0	5	0	0	4
25-34	22	0	0	17	0	0	10
35-44	14	0	0	11	0	0	5
45-54	10	0	0	9	0	0	5
55-64	1	0	0	1	0	0	0
Race							
White	72	0	0	60	0	0	25
Black	11	0	0	11	0	0	3
Native American	6	0	0	6	0	0	2
Hispanic	3	0	0	3	0	0	0
Asian	1	0	0	0	0	0	1
Presenting Problem/Diagnosis							
Social Conditions	93	0	0	80	0	0	31
County of Residence							
Creek	4	0	0	3	0	0	2
Delaware	1	0	0	1	0	0	1
Mayes	2	0	0	2	0	0	0
Okmulgee	5	0	0	3	0	0	2
Osage	1	0	0	1	0	0	0
Rogers	5	0	0	5	0	0	1
Sequoyah	1	0	0	0	0	0	1
Tulsa	72	0	0	63	0	0	24
Wagoner	2	0	0	2	0	0	0
Other Indicators							
Deaf and Hearing Impaired	1	0	0	1	0	0	0
SED (6-17)	2	0	0	2	0	0	1
SMI (If ever)	15	0	0	8	0	0	8

Notes: The same client may be counted in more than one category, e.g., clients can receive services under more than one contract source, in more than one "County of Residence," or may have multiple "Other Indicators." Please see Definition page for other considerations.

Oklahoma Department of Mental Health and Substance Abuse Services

Counts of Admitted Clients Served by Funding Source for Each Agency During FY1999

CARE FOR CHANGE, INC.

	Total	Funding Source					
		Mental Health	Substance Abuse	Domestic Violence	Residential Care	Medicaid	Other
Total							
Unduplicated Count	127	0	127	0	0	0	0
Sex							
Female	44	0	44	0	0	0	0
Male	83	0	83	0	0	0	0
Age							
05-17	44	0	44	0	0	0	0
18-20	8	0	8	0	0	0	0
21-24	12	0	12	0	0	0	0
25-34	22	0	22	0	0	0	0
35-44	33	0	33	0	0	0	0
45-54	6	0	6	0	0	0	0
55-64	2	0	2	0	0	0	0
Race							
White	51	0	51	0	0	0	0
Black	67	0	67	0	0	0	0
Native American	2	0	2	0	0	0	0
Hispanic	7	0	7	0	0	0	0
Presenting Problem/Diagnosis							
Alcohol Abuse	23	0	23	0	0	0	0
Developmental Disorder	1	0	1	0	0	0	0
Mood Disorder	1	0	1	0	0	0	0
Social Conditions	22	0	22	0	0	0	0
Substance Related	78	0	78	0	0	0	0
Deferred/No Diagnosis	2	0	2	0	0	0	0
County of Residence							
Oklahoma	124	0	124	0	0	0	0
Ottawa	3	0	3	0	0	0	0
Other Indicators							
Homeless	1	0	1	0	0	0	0
SED (6-17)	3	0	3	0	0	0	0
SMI (If ever)	4	0	4	0	0	0	0

Notes: The same client may be counted in more than one category, e.g., clients can receive services under more than one contract source, in more than one "County of Residence," or may have multiple "Other Indicators." Please see Definition page for other considerations.

Oklahoma Department of Mental Health and Substance Abuse Services

Counts of Admitted Clients Served by Funding Source for Each Agency During FY1999

CARL ALBERT CMHC

	Total	Funding Source					
		Mental Health	Substance Abuse	Domestic Violence	Residential Care	Medicaid	Other
Total							
Unduplicated Count	2,234	2,228	0	0	0	354	0
Sex							
Female	1,230	1,227	0	0	0	206	0
Male	1,004	1,001	0	0	0	148	0
Age							
0-04	3	3	0	0	0	0	0
05-17	85	85	0	0	0	11	0
18-20	67	67	0	0	0	3	0
21-24	126	125	0	0	0	11	0
25-34	399	398	0	0	0	40	0
35-44	651	649	0	0	0	120	0
45-54	508	508	0	0	0	97	0
55-64	277	275	0	0	0	58	0
65-74	93	93	0	0	0	11	0
75-84	21	21	0	0	0	3	0
85+	4	4	0	0	0	0	0
Race							
White	1,883	1,879	0	0	0	265	0
Black	151	149	0	0	0	52	0
Native American	177	177	0	0	0	34	0
Hispanic	20	20	0	0	0	2	0
Asian	3	3	0	0	0	1	0
Presenting Problem/Diagnosis							
Alcohol Abuse	68	68	0	0	0	2	0
Developmental Disorder	33	33	0	0	0	11	0
Mood Disorder	1,067	1,064	0	0	0	137	0
Non Alcohol/Drug Related Organic	45	45	0	0	0	8	0
Other Non-Psychotic	290	290	0	0	0	24	0
Other Psychotic	269	268	0	0	0	48	0
Personality Disorder	12	12	0	0	0	4	0
Schizophrenia	324	322	0	0	0	114	0
Social Conditions	14	14	0	0	0	4	0
Substance Related	112	112	0	0	0	2	0
County of Residence							
Adair	1	1	0	0	0	0	0
Atoka	116	116	0	0	0	14	0
Bryan	3	3	0	0	0	0	0
Choctaw	201	198	0	0	0	78	0
Cleveland	2	2	0	0	0	0	0
Coal	36	36	0	0	0	3	0
Haskell	182	182	0	0	0	0	0
Hughes	114	114	0	0	0	21	0
Jefferson	1	1	0	0	0	0	0
Johnston	1	1	0	0	0	0	0
Latimer	110	110	0	0	0	13	0
LeFlore	373	373	0	0	0	4	0
Lincoln	1	1	0	0	0	0	0
McCurtain	296	294	0	0	0	114	0
McIntosh	23	23	0	0	0	1	0

Notes: The same client may be counted in more than one category, e.g., clients can receive services under more than one contract source, in more than one "County of Residence," or may have multiple "Other Indicators." Please see Definition page for other considerations.

Oklahoma Department of Mental Health and Substance Abuse Services

Counts of Admitted Clients Served by Funding Source for Each Agency During FY1999

CARL ALBERT CMHC

	Funding Source						
	Total	Mental Health	Substance Abuse	Domestic Violence	Residential Care	Medicaid	Other
Muskogee	6	6	0	0	0	0	0
Okfuskee	1	1	0	0	0	0	0
Oklahoma	3	3	0	0	0	0	0
Okmulgee	2	2	0	0	0	0	0
Pittsburgh	627	626	0	0	0	75	0
Pontotoc	5	5	0	0	0	0	0
Pushmataha	106	106	0	0	0	30	0
Roger Mills	1	1	0	0	0	0	0
Seminole	4	4	0	0	0	1	0
Sequoyah	4	4	0	0	0	0	0
Tulsa	2	2	0	0	0	0	0
Wagoner	1	1	0	0	0	0	0
Out of State/Unknown	12	12	0	0	0	0	0
Other Indicators							
Deaf and Hearing Impaired	14	14	0	0	0	1	0
Dual Diagnosis	263	262	0	0	0	49	0
Homeless	18	18	0	0	0	1	0
SED (6-17)	40	40	0	0	0	11	0
SMI (If ever)	1,154	1,151	0	0	0	279	0

Notes: The same client may be counted in more than one category, e.g., clients can receive services under more than one contract source, in more than one "County of Residence," or may have multiple "Other Indicators." Please see Definition page for other considerations.

Oklahoma Department of Mental Health and Substance Abuse Services

Counts of Admitted Clients Served by Funding Source for Each Agency During FY1999

CBTI-CREEK COUNTY

		Funding Source						
		Total	Mental Health	Substance Abuse	Domestic Violence	Residential Care	Medicaid	Other
Total	Unduplicated Count	114	7	114	0	0	0	0
Sex	Female	36	1	36	0	0	0	0
	Male	78	6	78	0	0	0	0
Age	18-20	13	1	13	0	0	0	0
	21-24	8	0	8	0	0	0	0
	25-34	43	3	43	0	0	0	0
	35-44	38	3	38	0	0	0	0
	45-54	9	0	9	0	0	0	0
	55-64	2	0	2	0	0	0	0
	65-74	1	0	1	0	0	0	0
Race	White	86	6	86	0	0	0	0
	Black	7	0	7	0	0	0	0
	Native American	19	1	19	0	0	0	0
	Hispanic	2	0	2	0	0	0	0
Presenting Problem/Diagnosis	Alcohol Abuse	15	0	15	0	0	0	0
	Substance Related	99	7	99	0	0	0	0
County of Residence	Creek	83	7	83	0	0	0	0
	Lincoln	2	0	2	0	0	0	0
	Tulsa	29	0	29	0	0	0	0
Other Indicators	Deaf and Hearing Impaired	1	0	1	0	0	0	0
	SMI (If ever)	2	1	2	0	0	0	0

Notes: The same client may be counted in more than one category, e.g., clients can receive services under more than one contract source, in more than one "County of Residence," or may have multiple "Other Indicators." Please see Definition page for other considerations.

Oklahoma Department of Mental Health and Substance Abuse Services

Counts of Admitted Clients Served by Funding Source for Each Agency During FY1999

CENTER FOR CHILDREN & FAMILIES

	Total	Funding Source					Medicaid	Other
		Mental Health	Substance Abuse	Domestic Violence	Residential Care			
Total								
Unduplicated Count	408	408	0	0	0	0	0	0
Sex								
Female	224	224	0	0	0	0	0	0
Male	184	184	0	0	0	0	0	0
Age								
0-04	31	31	0	0	0	0	0	0
05-17	122	122	0	0	0	0	0	0
18-20	10	10	0	0	0	0	0	0
21-24	23	23	0	0	0	0	0	0
25-34	87	87	0	0	0	0	0	0
35-44	105	105	0	0	0	0	0	0
45-54	23	23	0	0	0	0	0	0
55-64	4	4	0	0	0	0	0	0
65-74	3	3	0	0	0	0	0	0
Race								
White	355	355	0	0	0	0	0	0
Black	11	11	0	0	0	0	0	0
Native American	19	19	0	0	0	0	0	0
Hispanic	23	23	0	0	0	0	0	0
Presenting Problem/Diagnosis								
Mood Disorder	1	1	0	0	0	0	0	0
Social Conditions	406	406	0	0	0	0	0	0
Deferred/No Diagnosis	1	1	0	0	0	0	0	0
County of Residence								
Canadian	1	1	0	0	0	0	0	0
Cleveland	321	321	0	0	0	0	0	0
Dewey	1	1	0	0	0	0	0	0
Garvin	2	2	0	0	0	0	0	0
Grady	3	3	0	0	0	0	0	0
Johnston	1	1	0	0	0	0	0	0
McClain	4	4	0	0	0	0	0	0
Muskogee	1	1	0	0	0	0	0	0
Oklahoma	62	62	0	0	0	0	0	0
Pontotoc	3	3	0	0	0	0	0	0
Pottawatomie	4	4	0	0	0	0	0	0
Out of State/Unknown	5	5	0	0	0	0	0	0
Other Indicators								
Homeless	1	1	0	0	0	0	0	0
SMI (If ever)	13	13	0	0	0	0	0	0

Notes: The same client may be counted in more than one category, e.g., clients can receive services under more than one contract source, in more than one "County of Residence," or may have multiple "Other Indicators." Please see Definition page for other considerations.

Oklahoma Department of Mental Health and Substance Abuse Services

Counts of Admitted Clients Served by Funding Source for Each Agency During FY1999

CENTRAL OKLAHOMA CMHC

	Total	Funding Source					
		Mental Health	Substance Abuse	Domestic Violence	Residential Care	Medicaid	Other
Total							
Unduplicated Count	1,799	1,176	0	0	0	635	1,053
Sex							
Female	962	622	0	0	0	383	567
Male	837	554	0	0	0	252	486
Age							
0-04	4	3	0	0	0	0	4
05-17	258	137	0	0	0	8	233
18-20	96	77	0	0	0	9	62
21-24	96	72	0	0	0	28	41
25-34	309	247	0	0	0	101	138
35-44	472	339	0	0	0	182	234
45-54	305	215	0	0	0	133	165
55-64	147	73	0	0	0	85	94
65-74	65	11	0	0	0	46	52
75-84	32	2	0	0	0	28	26
85+	15	0	0	0	0	15	4
Race							
White	1,562	1,024	0	0	0	553	924
Black	102	61	0	0	0	48	51
Native American	84	57	0	0	0	19	44
Hispanic	38	24	0	0	0	8	26
Asian	13	10	0	0	0	7	8
Presenting Problem/Diagnosis							
Alcohol Abuse	45	43	0	0	0	1	8
Developmental Disorder	127	71	0	0	0	8	118
Mood Disorder	816	614	0	0	0	217	473
Non Alcohol/Drug Related Organic	17	3	0	0	0	12	6
Other Non-Psychotic	183	115	0	0	0	37	121
Other Psychotic	267	162	0	0	0	163	137
Personality Disorder	1	1	0	0	0	1	0
Schizophrenia	257	97	0	0	0	186	148
Social Conditions	22	15	0	0	0	0	18
Substance Related	63	54	0	0	0	9	23
Deferred/No Diagnosis	1	1	0	0	0	1	1
County of Residence							
Beckham	1	1	0	0	0	0	0
Bryan	3	3	0	0	0	0	0
Caddo	1	1	0	0	0	0	0
Canadian	10	9	0	0	0	1	0
Carter	2	1	0	0	0	1	1
Cleveland	1,384	901	0	0	0	520	882
Comanche	3	0	0	0	0	1	2
Garvin	6	5	0	0	0	2	1
Grady	24	22	0	0	0	1	5
Jackson	1	1	0	0	0	0	0
Johnston	1	1	0	0	0	0	0
Logan	2	2	0	0	0	0	0
Love	1	1	0	0	0	0	0
McClain	112	56	0	0	0	49	57

Notes: The same client may be counted in more than one category, e.g., clients can receive services under more than one contract source, in more than one "County of Residence," or may have multiple "Other Indicators." Please see Definition page for other considerations.

Oklahoma Department of Mental Health and Substance Abuse Services
Counts of Admitted Clients Served by Funding Source for Each Agency During FY1999
CENTRAL OKLAHOMA CMHC

	Total	Funding Source					
		Mental Health	Substance Abuse	Domestic Violence	Residential Care	Medicaid	Other
Murray	1	1	0	0	0	0	0
Okfuskee	9	7	0	0	0	4	0
Oklahoma	162	113	0	0	0	35	90
Pittsburgh	1	0	0	0	0	1	1
Pontotoc	2	0	0	0	0	0	2
Pottawatomie	40	36	0	0	0	4	7
Seminole	24	7	0	0	0	16	4
Tulsa	2	1	0	0	0	0	1
Out of State/Unknown	7	7	0	0	0	0	0
Other Indicators							
Deaf and Hearing Impaired	13	9	0	0	0	5	7
Dual Diagnosis	270	199	0	0	0	112	148
Homeless	56	53	0	0	0	6	14
SED (6-17)	129	79	0	0	0	6	120
SMI (If ever)	1,204	779	0	0	0	569	654

Notes: The same client may be counted in more than one category, e.g., clients can receive services under more than one contract source, in more than one "County of Residence," or may have multiple "Other Indicators." Please see Definition page for other considerations.

Oklahoma Department of Mental Health and Substance Abuse Services

Counts of Admitted Clients Served by Funding Source for Each Agency During FY1999

CHISHOLM TRAIL COUNSELING SVC

	Total	Funding Source					
		Mental Health	Substance Abuse	Domestic Violence	Residential Care	Medicaid	Other
Total							
Unduplicated Count	1,246	1,046	0	0	0	446	0
Sex							
Female	776	647	0	0	0	318	0
Male	470	399	0	0	0	128	0
Age							
0-04	7	6	0	0	0	1	0
05-17	111	106	0	0	0	5	0
18-20	44	43	0	0	0	8	0
21-24	88	79	0	0	0	31	0
25-34	301	269	0	0	0	109	0
35-44	331	283	0	0	0	110	0
45-54	196	149	0	0	0	80	0
55-64	97	64	0	0	0	57	0
65-74	49	30	0	0	0	31	0
75-84	15	10	0	0	0	10	0
85+	7	7	0	0	0	4	0
Race							
White	1,084	912	0	0	0	368	0
Black	74	57	0	0	0	42	0
Native American	59	49	0	0	0	29	0
Hispanic	28	27	0	0	0	7	0
Asian	1	1	0	0	0	0	0
Presenting Problem/Diagnosis							
Alcohol Abuse	31	30	0	0	0	7	0
Developmental Disorder	49	36	0	0	0	15	0
Mood Disorder	606	513	0	0	0	211	0
Non Alcohol/Drug Related Organic	17	14	0	0	0	9	0
Other Non-Psychotic	297	262	0	0	0	92	0
Other Psychotic	79	59	0	0	0	37	0
Personality Disorder	3	3	0	0	0	2	0
Schizophrenia	97	66	0	0	0	59	0
Social Conditions	48	46	0	0	0	7	0
Substance Related	19	17	0	0	0	7	0
County of Residence							
Beaver	1	1	0	0	0	0	0
Blaine	2	2	0	0	0	1	0
Bryan	2	1	0	0	0	2	0
Caddo	26	17	0	0	0	13	0
Canadian	565	479	0	0	0	163	0
Cleveland	52	49	0	0	0	14	0
Custer	1	1	0	0	0	0	0
Garvin	1	0	0	0	0	1	0
Grady	551	456	0	0	0	241	0
Grant	1	1	0	0	0	1	0
Greer	1	1	0	0	0	1	0
Harmon	1	1	0	0	0	0	0
Haskell	1	1	0	0	0	1	0
Kingfisher	4	2	0	0	0	2	0
Logan	1	1	0	0	0	0	0

Notes: The same client may be counted in more than one category, e.g., clients can receive services under more than one contract source, in more than one "County of Residence," or may have multiple "Other Indicators." Please see Definition page for other considerations.

Oklahoma Department of Mental Health and Substance Abuse Services
Counts of Admitted Clients Served by Funding Source for Each Agency During FY1999
CHISHOLM TRAIL COUNSELING SVC

	Total	Funding Source					
		Mental Health	Substance Abuse	Domestic Violence	Residential Care	Medicaid	Other
McClain	10	9	0	0	0	1	0
Oklahoma	22	22	0	0	0	2	0
Stephens	4	2	0	0	0	3	0
Other Indicators							
Deaf and Hearing Impaired	9	5	0	0	0	5	0
Dual Diagnosis	77	61	0	0	0	34	0
Homeless	18	14	0	0	0	7	0
SED (6-17)	25	24	0	0	0	1	0
SMI (If ever)	792	622	0	0	0	356	0

Notes: The same client may be counted in more than one category, e.g., clients can receive services under more than one contract source, in more than one "County of Residence," or may have multiple "Other Indicators." Please see Definition page for other considerations.

Oklahoma Department of Mental Health and Substance Abuse Services

Counts of Admitted Clients Served by Funding Source for Each Agency During FY1999

CLETA'S COTTAGE

		Funding Source						
		Total	Mental Health	Substance Abuse	Domestic Violence	Residential Care	Medicaid	Other
Total	Unduplicated Count	34	0	0	0	34	0	0
Sex	Female	22	0	0	0	22	0	0
	Male	12	0	0	0	12	0	0
Age	21-24	2	0	0	0	2	0	0
	25-34	1	0	0	0	1	0	0
	35-44	9	0	0	0	9	0	0
	45-54	6	0	0	0	6	0	0
	55-64	11	0	0	0	11	0	0
	65-74	2	0	0	0	2	0	0
	75-84	3	0	0	0	3	0	0
Race	White	33	0	0	0	33	0	0
	Black	1	0	0	0	1	0	0
Presenting Problem/Diagnosis	Developmental Disorder	4	0	0	0	4	0	0
	Mood Disorder	14	0	0	0	14	0	0
	Other Psychotic	14	0	0	0	14	0	0
	Social Conditions	1	0	0	0	1	0	0
	Deferred/No Diagnosis	1	0	0	0	1	0	0
County of Residence	Cleveland	30	0	0	0	30	0	0
	Logan	1	0	0	0	1	0	0
	Oklahoma	2	0	0	0	2	0	0
	Payne	1	0	0	0	1	0	0
Other Indicators	SMI (If ever)	33	0	0	0	33	0	0

Notes: The same client may be counted in more than one category, e.g., clients can receive services under more than one contract source, in more than one "County of Residence," or may have multiple "Other Indicators." Please see Definition page for other considerations.

Oklahoma Department of Mental Health and Substance Abuse Services

Counts of Admitted Clients Served by Funding Source for Each Agency During FY1999

COMMUNITY ALCOHOLISM SERVICES

	Total	Funding Source					
		Mental Health	Substance Abuse	Domestic Violence	Residential Care	Medicaid	Other
Total							
Unduplicated Count	119	0	119	0	0	0	0
Sex							
Female	22	0	22	0	0	0	0
Male	97	0	97	0	0	0	0
Age							
18-20	4	0	4	0	0	0	0
21-24	9	0	9	0	0	0	0
25-34	28	0	28	0	0	0	0
35-44	39	0	39	0	0	0	0
45-54	29	0	29	0	0	0	0
55-64	4	0	4	0	0	0	0
65-74	3	0	3	0	0	0	0
75-84	3	0	3	0	0	0	0
Race							
White	83	0	83	0	0	0	0
Black	2	0	2	0	0	0	0
Native American	33	0	33	0	0	0	0
Hispanic	1	0	1	0	0	0	0
Presenting Problem/Diagnosis							
Alcohol Abuse	115	0	115	0	0	0	0
Social Conditions	1	0	1	0	0	0	0
Substance Related	2	0	2	0	0	0	0
Deferred/No Diagnosis	1	0	1	0	0	0	0
County of Residence							
Creek	34	0	34	0	0	0	0
Kay	1	0	1	0	0	0	0
Noble	35	0	35	0	0	0	0
Pawnee	49	0	49	0	0	0	0
Other Indicators							
Homeless	12	0	12	0	0	0	0
SMI (If ever)	18	0	18	0	0	0	0

Notes: The same client may be counted in more than one category, e.g., clients can receive services under more than one contract source, in more than one "County of Residence," or may have multiple "Other Indicators." Please see Definition page for other considerations.

Oklahoma Department of Mental Health and Substance Abuse Services

Counts of Admitted Clients Served by Funding Source for Each Agency During FY1999

COMMUNITY COUNSELING CENTER

	Total	Funding Source					
		Mental Health	Substance Abuse	Domestic Violence	Residential Care	Medicaid	Other
Total							
Unduplicated Count	3,530	1,624	6	0	0	1,176	2,104
Sex							
Female	1,919	884	1	0	0	717	1,108
Male	1,611	740	5	0	0	459	996
Age							
0-04	160	14	0	0	0	1	159
05-17	1,098	123	0	0	0	35	1,074
18-20	69	49	0	0	0	12	32
21-24	90	66	0	0	0	31	30
25-34	411	297	0	0	0	131	163
35-44	653	459	1	0	0	303	239
45-54	447	295	1	0	0	231	157
55-64	243	147	1	0	0	162	105
65-74	167	100	3	0	0	118	88
75-84	134	54	0	0	0	108	42
85+	58	20	0	0	0	44	15
Race							
White	2,521	1,287	5	0	0	914	1,413
Black	693	202	1	0	0	172	505
Native American	112	40	0	0	0	45	65
Hispanic	179	82	0	0	0	36	109
Asian	25	13	0	0	0	9	12
Presenting Problem/Diagnosis							
Alcohol Abuse	38	26	2	0	0	23	8
Developmental Disorder	439	48	0	0	0	14	430
Mood Disorder	1,261	779	2	0	0	501	610
Non Alcohol/Drug Related Organic	31	15	0	0	0	22	9
Other Non-Psychotic	870	259	0	0	0	163	651
Other Psychotic	271	192	0	0	0	160	87
Personality Disorder	8	4	0	0	0	5	2
Schizophrenia	365	216	1	0	0	260	126
Social Conditions	231	76	0	0	0	21	175
Substance Related	14	9	1	0	0	5	6
Deferred/No Diagnosis	2	0	0	0	0	2	0
County of Residence							
Caddo	7	0	0	0	0	1	7
Canadian	1	0	0	0	0	1	1
Carter	1	1	0	0	0	0	1
Cleveland	31	4	0	0	0	27	4
Kingfisher	1	0	0	0	0	1	0
Kiowa	1	1	0	0	0	0	0
Logan	3	1	0	0	0	0	2
Murray	2	0	0	0	0	2	0
Oklahoma	3,476	1,611	6	0	0	1,143	2,084
Payne	2	2	0	0	0	0	1
Pittsburgh	1	1	0	0	0	1	0
Pottawatomie	2	1	0	0	0	0	2
Seminole	2	2	0	0	0	0	2

Other Indicators

Notes: The same client may be counted in more than one category, e.g., clients can receive services under more than one contract source, in more than one "County of Residence," or may have multiple "Other Indicators." Please see Definition page for other considerations.

Oklahoma Department of Mental Health and Substance Abuse Services
Counts of Admitted Clients Served by Funding Source for Each Agency During FY1999
COMMUNITY COUNSELING CENTER

	Funding Source						
	Total	Mental Health	Substance Abuse	Domestic Violence	Residential Care	Medicaid	Other
Deaf and Hearing Impaired	37	22	0	0	0	24	12
Dual Diagnosis	239	189	2	0	0	105	89
Homeless	110	99	0	0	0	35	19
SED (6-17)	104	16	0	0	0	5	104
SMI (If ever)	1,503	1,011	4	0	0	881	510

Notes: The same client may be counted in more than one category, e.g., clients can receive services under more than one contract source, in more than one "County of Residence," or may have multiple "Other Indicators." Please see Definition page for other considerations.

Oklahoma Department of Mental Health and Substance Abuse Services

Counts of Admitted Clients Served by Funding Source for Each Agency During FY1999

COMMUNITY CRISIS CTR, INC.

	Total	Funding Source					
		Mental Health	Substance Abuse	Domestic Violence	Residential Care	Medicaid	Other
Total							
Unduplicated Count	258	0	0	258	0	0	0
Sex							
Female	180	0	0	180	0	0	0
Male	78	0	0	78	0	0	0
Age							
0-04	58	0	0	58	0	0	0
05-17	89	0	0	89	0	0	0
18-20	12	0	0	12	0	0	0
21-24	18	0	0	18	0	0	0
25-34	44	0	0	44	0	0	0
35-44	29	0	0	29	0	0	0
45-54	7	0	0	7	0	0	0
65-74	1	0	0	1	0	0	0
Race							
White	177	0	0	177	0	0	0
Black	11	0	0	11	0	0	0
Native American	49	0	0	49	0	0	0
Hispanic	21	0	0	21	0	0	0
Presenting Problem/Diagnosis							
Social Conditions	258	0	0	258	0	0	0
County of Residence							
Cleveland	1	0	0	1	0	0	0
Craig	28	0	0	28	0	0	0
Delaware	47	0	0	47	0	0	0
Dewey	1	0	0	1	0	0	0
Mayes	2	0	0	2	0	0	0
Oklahoma	1	0	0	1	0	0	0
Ottawa	131	0	0	131	0	0	0
Rogers	2	0	0	2	0	0	0
Tulsa	6	0	0	6	0	0	0
Out of State/Unknown	39	0	0	39	0	0	0
Other Indicators							
Homeless	207	0	0	207	0	0	0
SED (6-17)	1	0	0	1	0	0	0
SMI (If ever)	32	0	0	32	0	0	0

Notes: The same client may be counted in more than one category, e.g., clients can receive services under more than one contract source, in more than one "County of Residence," or may have multiple "Other Indicators." Please see Definition page for other considerations.

Oklahoma Department of Mental Health and Substance Abuse Services

Counts of Admitted Clients Served by Funding Source for Each Agency During FY1999

COPP'S RESIDENTIAL CARE, INC.

	Total	Funding Source					
		Mental Health	Substance Abuse	Domestic Violence	Residential Care	Medicaid	Other
Total							
Unduplicated Count	49	0	0	0	49	0	0
Sex							
Female	20	0	0	0	20	0	0
Male	29	0	0	0	29	0	0
Age							
21-24	3	0	0	0	3	0	0
25-34	4	0	0	0	4	0	0
35-44	11	0	0	0	11	0	0
45-54	13	0	0	0	13	0	0
55-64	11	0	0	0	11	0	0
65-74	4	0	0	0	4	0	0
75-84	3	0	0	0	3	0	0
Race							
White	40	0	0	0	40	0	0
Black	7	0	0	0	7	0	0
Native American	1	0	0	0	1	0	0
Hispanic	1	0	0	0	1	0	0
Presenting Problem/Diagnosis							
Alcohol Abuse	1	0	0	0	1	0	0
Developmental Disorder	27	0	0	0	27	0	0
Mood Disorder	2	0	0	0	2	0	0
Other Psychotic	9	0	0	0	9	0	0
Social Conditions	10	0	0	0	10	0	0
County of Residence							
Rogers	49	0	0	0	49	0	0
Other Indicators							
SMI (If ever)	49	0	0	0	49	0	0

Notes: The same client may be counted in more than one category, e.g., clients can receive services under more than one contract source, in more than one "County of Residence," or may have multiple "Other Indicators." Please see Definition page for other considerations.

Oklahoma Department of Mental Health and Substance Abuse Services

Counts of Admitted Clients Served by Funding Source for Each Agency During FY1999

COUNTRY LANE RESID. CARE HOME

	Total	Funding Source					
		Mental Health	Substance Abuse	Domestic Violence	Residential Care	Medicaid	Other
Total							
Unduplicated Count	85	0	0	0	85	0	0
Sex							
Female	27	0	0	0	27	0	0
Male	58	0	0	0	58	0	0
Age							
18-20	2	0	0	0	2	0	0
21-24	2	0	0	0	2	0	0
25-34	19	0	0	0	19	0	0
35-44	32	0	0	0	32	0	0
45-54	21	0	0	0	21	0	0
55-64	4	0	0	0	4	0	0
65-74	2	0	0	0	2	0	0
75-84	3	0	0	0	3	0	0
Race							
White	64	0	0	0	64	0	0
Black	14	0	0	0	14	0	0
Native American	6	0	0	0	6	0	0
Hispanic	1	0	0	0	1	0	0
Presenting Problem/Diagnosis							
Alcohol Abuse	2	0	0	0	2	0	0
Developmental Disorder	4	0	0	0	4	0	0
Mood Disorder	24	0	0	0	24	0	0
Other Psychotic	29	0	0	0	29	0	0
Social Conditions	16	0	0	0	16	0	0
Substance Related	1	0	0	0	1	0	0
Deferred/No Diagnosis	9	0	0	0	9	0	0
County of Residence							
Adair	1	0	0	0	1	0	0
Coal	1	0	0	0	1	0	0
Craig	55	0	0	0	55	0	0
Creek	1	0	0	0	1	0	0
Delaware	2	0	0	0	2	0	0
Hughes	1	0	0	0	1	0	0
Mayes	1	0	0	0	1	0	0
McCurtain	2	0	0	0	2	0	0
Oklahoma	1	0	0	0	1	0	0
Osage	1	0	0	0	1	0	0
Pittsburgh	7	0	0	0	7	0	0
Rogers	3	0	0	0	3	0	0
Tulsa	5	0	0	0	5	0	0
Wagoner	2	0	0	0	2	0	0
Washington	2	0	0	0	2	0	0
Other Indicators							
Deaf and Hearing Impaired	2	0	0	0	2	0	0
Homeless	12	0	0	0	12	0	0
SMI (If ever)	85	0	0	0	85	0	0

Notes: The same client may be counted in more than one category, e.g., clients can receive services under more than one contract source, in more than one "County of Residence," or may have multiple "Other Indicators." Please see Definition page for other considerations.

Oklahoma Department of Mental Health and Substance Abuse Services

Counts of Admitted Clients Served by Funding Source for Each Agency During FY1999

CROOKS MENTAL HEALTH SERVICES

	Total	Funding Source					
		Mental Health	Substance Abuse	Domestic Violence	Residential Care	Medicaid	Other
Total							
Unduplicated Count	1,357	844	1	0	0	764	615
Sex							
Female	674	422	1	0	0	377	257
Male	683	422	0	0	0	387	358
Age							
0-04	12	4	0	0	0	5	12
05-17	414	217	0	0	0	193	303
18-20	48	39	0	0	0	23	9
21-24	52	36	0	0	0	25	9
25-34	218	140	0	0	0	132	46
35-44	269	189	0	0	0	143	85
45-54	184	119	1	0	0	128	86
55-64	104	70	0	0	0	73	42
65-74	39	25	0	0	0	28	19
75-84	10	5	0	0	0	7	4
85+	7	0	0	0	0	7	0
Race							
White	1,044	660	1	0	0	581	476
Black	154	95	0	0	0	107	56
Native American	136	80	0	0	0	60	74
Hispanic	20	8	0	0	0	13	9
Asian	3	1	0	0	0	3	0
Presenting Problem/Diagnosis							
Developmental Disorder	209	103	0	0	0	98	165
Mood Disorder	539	369	0	0	0	289	203
Non Alcohol/Drug Related Organic	11	8	0	0	0	7	4
Other Non-Psychotic	210	125	0	0	0	102	96
Other Psychotic	113	63	0	0	0	81	40
Personality Disorder	20	16	0	0	0	7	11
Schizophrenia	230	145	1	0	0	171	89
Social Conditions	20	11	0	0	0	6	5
Substance Related	5	4	0	0	0	3	2
County of Residence							
Choctaw	1	1	0	0	0	0	0
Creek	503	376	0	0	0	227	223
Hughes	5	3	0	0	0	3	3
Kay	1	0	0	0	0	1	0
Lincoln	40	17	0	0	0	29	9
Okfuskee	222	128	0	0	0	148	87
Oklahoma	1	0	0	0	0	1	0
Okmulgee	554	297	1	0	0	343	282
Osage	1	1	0	0	0	0	1
Pawnee	1	1	0	0	0	0	1
Payne	4	1	0	0	0	4	0
Seminole	3	3	0	0	0	2	0
Texas	1	1	0	0	0	0	0
Tulsa	20	15	0	0	0	6	9
Other Indicators							
Deaf and Hearing Impaired	7	2	0	0	0	7	2

Notes: The same client may be counted in more than one category, e.g., clients can receive services under more than one contract source, in more than one "County of Residence," or may have multiple "Other Indicators." Please see Definition page for other considerations.

Oklahoma Department of Mental Health and Substance Abuse Services
 Counts of Admitted Clients Served by Funding Source for Each Agency During FY1999
CREEKS MENTAL HEALTH SERVICES

	Funding Source						
	Total	Mental Health	Substance Abuse	Domestic Violence	Residential Care	Medicaid	Other
Dual Diagnosis	55	41	0	0	0	40	22
Homeless	22	15	0	0	0	12	4
SED (6-17)	320	168	0	0	0	158	244
SMI (If ever)	794	517	1	0	0	527	273

Notes: The same client may be counted in more than one category, e.g., clients can receive services under more than one contract source, in more than one "County of Residence," or may have multiple "Other Indicators." Please see Definition page for other considerations.

Oklahoma Department of Mental Health and Substance Abuse Services

Counts of Admitted Clients Served by Funding Source for Each Agency During FY1999

CRISIS CONTROL CENTER

	Total	Funding Source					
		Mental Health	Substance Abuse	Domestic Violence	Residential Care	Medicaid	Other
Total							
Unduplicated Count	275	0	0	275	0	0	0
Sex							
Female	213	0	0	213	0	0	0
Male	62	0	0	62	0	0	0
Age							
0-04	45	0	0	45	0	0	0
05-17	84	0	0	84	0	0	0
18-20	7	0	0	7	0	0	0
21-24	22	0	0	22	0	0	0
25-34	59	0	0	59	0	0	0
35-44	43	0	0	43	0	0	0
45-54	12	0	0	12	0	0	0
55-64	3	0	0	3	0	0	0
Race							
White	221	0	0	221	0	0	0
Black	5	0	0	5	0	0	0
Native American	36	0	0	36	0	0	0
Hispanic	13	0	0	13	0	0	0
Presenting Problem/Diagnosis							
Social Conditions	275	0	0	275	0	0	0
County of Residence							
Atoka	4	0	0	4	0	0	0
Bryan	190	0	0	190	0	0	0
Carter	5	0	0	5	0	0	0
Choctaw	2	0	0	2	0	0	0
Johnston	2	0	0	2	0	0	0
Kiowa	4	0	0	4	0	0	0
Marshall	14	0	0	14	0	0	0
McCurtain	11	0	0	11	0	0	0
Murray	2	0	0	2	0	0	0
Oklahoma	1	0	0	1	0	0	0
Pontotoc	3	0	0	3	0	0	0
Pushmataha	1	0	0	1	0	0	0
Seminole	1	0	0	1	0	0	0
Texas	1	0	0	1	0	0	0
Tillman	1	0	0	1	0	0	0
Tulsa	2	0	0	2	0	0	0
Out of State/Unknown	31	0	0	31	0	0	0
Other Indicators							
Deaf and Hearing Impaired	3	0	0	3	0	0	0
Homeless	178	0	0	178	0	0	0
SMI (If ever)	21	0	0	21	0	0	0

Notes: The same client may be counted in more than one category, e.g., clients can receive services under more than one contract source, in more than one "County of Residence," or may have multiple "Other Indicators." Please see Definition page for other considerations.

Oklahoma Department of Mental Health and Substance Abuse Services

Counts of Admitted Clients Served by Funding Source for Each Agency During FY1999

CROSSROADS INCORPORATED

	Total	Funding Source					
		Mental Health	Substance Abuse	Domestic Violence	Residential Care	Medicaid	Other
Total							
Unduplicated Count	91	91	0	0	0	0	0
Sex							
Female	40	40	0	0	0	0	0
Male	51	51	0	0	0	0	0
Age							
18-20	1	1	0	0	0	0	0
21-24	4	4	0	0	0	0	0
25-34	17	17	0	0	0	0	0
35-44	43	43	0	0	0	0	0
45-54	20	20	0	0	0	0	0
55-64	4	4	0	0	0	0	0
65-74	2	2	0	0	0	0	0
Race							
White	75	75	0	0	0	0	0
Black	9	9	0	0	0	0	0
Native American	5	5	0	0	0	0	0
Hispanic	2	2	0	0	0	0	0
Presenting Problem/Diagnosis							
Mood Disorder	33	33	0	0	0	0	0
Other Psychotic	52	52	0	0	0	0	0
Deferred/No Diagnosis	6	6	0	0	0	0	0
County of Residence							
Oklahoma	2	2	0	0	0	0	0
Osage	1	1	0	0	0	0	0
Tulsa	88	88	0	0	0	0	0
Other Indicators							
Homeless	4	4	0	0	0	0	0
SMI (If ever)	91	91	0	0	0	0	0

Notes: The same client may be counted in more than one category, e.g., clients can receive services under more than one contract source, in more than one "County of Residence," or may have multiple "Other Indicators." Please see Definition page for other considerations.

Oklahoma Department of Mental Health and Substance Abuse Services

Counts of Admitted Clients Served by Funding Source for Each Agency During FY1999

D.V. PROG. OF N. CENTRAL OK.

	Total	Funding Source					
		Mental Health	Substance Abuse	Domestic Violence	Residential Care	Medicaid	Other
Total							
Unduplicated Count	188	0	0	188	0	0	0
Sex							
Female	157	0	0	157	0	0	0
Male	31	0	0	31	0	0	0
Age							
0-04	19	0	0	19	0	0	0
05-17	44	0	0	44	0	0	0
18-20	8	0	0	8	0	0	0
21-24	23	0	0	23	0	0	0
25-34	40	0	0	40	0	0	0
35-44	38	0	0	38	0	0	0
45-54	10	0	0	10	0	0	0
55-64	5	0	0	5	0	0	0
75-84	1	0	0	1	0	0	0
Race							
White	136	0	0	136	0	0	0
Black	5	0	0	5	0	0	0
Native American	33	0	0	33	0	0	0
Hispanic	14	0	0	14	0	0	0
Presenting Problem/Diagnosis							
Social Conditions	188	0	0	188	0	0	0
County of Residence							
Adair	1	0	0	1	0	0	0
Comanche	1	0	0	1	0	0	0
Garfield	2	0	0	2	0	0	0
Kay	146	0	0	146	0	0	0
Noble	2	0	0	2	0	0	0
Oklahoma	2	0	0	2	0	0	0
Osage	12	0	0	12	0	0	0
Ottawa	2	0	0	2	0	0	0
Pawnee	5	0	0	5	0	0	0
Payne	3	0	0	3	0	0	0
Seminole	2	0	0	2	0	0	0
Out of State/Unknown	10	0	0	10	0	0	0
Other Indicators							
Homeless	32	0	0	32	0	0	0
SMI (If ever)	18	0	0	18	0	0	0

Notes: The same client may be counted in more than one category, e.g., clients can receive services under more than one contract source, in more than one "County of Residence," or may have multiple "Other Indicators." Please see Definition page for other considerations.

Oklahoma Department of Mental Health and Substance Abuse Services

Counts of Admitted Clients Served by Funding Source for Each Agency During FY1999

DIVORCE VISITATION ARBITRATION

		Funding Source						
		Total	Mental Health	Substance Abuse	Domestic Violence	Residential Care	Medicaid	Other
Total	Unduplicated Count	46	46	0	0	0	0	0
Sex	Female	31	31	0	0	0	0	0
	Male	15	15	0	0	0	0	0
Age	18-20	1	1	0	0	0	0	0
	21-24	5	5	0	0	0	0	0
	25-34	19	19	0	0	0	0	0
	35-44	15	15	0	0	0	0	0
	45-54	5	5	0	0	0	0	0
	55-64	1	1	0	0	0	0	0
Race	White	43	43	0	0	0	0	0
	Black	1	1	0	0	0	0	0
	Native American	2	2	0	0	0	0	0
Presenting Problem/Diagnosis	Social Conditions	46	46	0	0	0	0	0
County of Residence	Lincoln	1	1	0	0	0	0	0
	Oklahoma	2	2	0	0	0	0	0
	Pawnee	3	3	0	0	0	0	0
	Payne	39	39	0	0	0	0	0
	Pottawatomie	1	1	0	0	0	0	0
Other Indicators	SMI (If ever)	2	2	0	0	0	0	0

Notes: The same client may be counted in more than one category, e.g., clients can receive services under more than one contract source, in more than one "County of Residence," or may have multiple "Other Indicators." Please see Definition page for other considerations.

Oklahoma Department of Mental Health and Substance Abuse Services
Counts of Admitted Clients Served by Funding Source for Each Agency During FY1999
DOMESTIC VIOLENCE INTERVENTION SERVICES

	Total	Funding Source					
		Mental Health	Substance Abuse	Domestic Violence	Residential Care	Medicaid	Other
Total							
Unduplicated Count	1,562	0	236	1,451	0	0	27
Sex							
Female	937	0	34	935	0	0	0
Male	625	0	202	516	0	0	27
Age							
0-04	139	0	0	139	0	0	0
05-17	173	0	1	173	0	0	0
18-20	46	0	1	46	0	0	0
21-24	143	0	22	134	0	0	5
25-34	506	0	96	458	0	0	12
35-44	396	0	86	354	0	0	7
45-54	123	0	23	113	0	0	1
55-64	28	0	6	26	0	0	1
65-74	6	0	1	6	0	0	1
75-84	2	0	0	2	0	0	0
Race							
White	1,052	0	162	978	0	0	14
Black	307	0	37	289	0	0	8
Native American	115	0	28	100	0	0	4
Hispanic	82	0	9	78	0	0	1
Asian	6	0	0	6	0	0	0
Presenting Problem/Diagnosis							
Alcohol Abuse	27	0	24	11	0	0	1
Mood Disorder	1	0	0	1	0	0	0
Social Conditions	1,525	0	204	1,436	0	0	26
Substance Related	8	0	8	2	0	0	0
Deferred/No Diagnosis	1	0	0	1	0	0	0
County of Residence							
Canadian	1	0	0	1	0	0	0
Carter	1	0	0	1	0	0	0
Cherokee	2	0	0	2	0	0	0
Cimarron	1	0	0	1	0	0	0
Comanche	1	0	0	1	0	0	0
Cotton	2	0	0	2	0	0	0
Craig	1	0	1	1	0	0	0
Creek	56	0	9	53	0	0	1
Delaware	4	0	1	4	0	0	0
Dewey	1	0	0	1	0	0	0
Garvin	1	0	0	1	0	0	0
Kay	1	0	0	1	0	0	0
Mayes	5	0	1	5	0	0	0
McCurtain	3	0	0	3	0	0	0
Muskogee	9	0	2	9	0	0	0
Nowata	1	0	1	1	0	0	0
Okfuskee	2	0	0	2	0	0	0
Oklahoma	3	0	0	3	0	0	0
Okmulgee	20	0	7	16	0	0	2
Osage	15	0	3	15	0	0	0
Pawnee	4	0	0	4	0	0	0

Notes: The same client may be counted in more than one category, e.g., clients can receive services under more than one contract source, in more than one "County of Residence," or may have multiple "Other Indicators." Please see Definition page for other considerations.

Oklahoma Department of Mental Health and Substance Abuse Services
Counts of Admitted Clients Served by Funding Source for Each Agency During FY1999
DOMESTIC VIOLENCE INTERVENTION SERVICES

	Funding Source						
	Total	Mental Health	Substance Abuse	Domestic Violence	Residential Care	Medicaid	Other
Pittsburgh	3	0	0	3	0	0	0
Pottawatomie	3	0	0	3	0	0	0
Rogers	31	0	5	31	0	0	0
Tillman	4	0	1	4	0	0	0
Tulsa	1,324	0	200	1,222	0	0	24
Wagoner	37	0	4	36	0	0	0
Washington	1	0	0	1	0	0	0
Washita	4	0	1	3	0	0	0
Out of State/Unknown	21	0	0	21	0	0	0
Other Indicators							
Deaf and Hearing Impaired	2	0	0	2	0	0	0
Homeless	107	0	7	102	0	0	0
SMI (If ever)	207	0	33	186	0	0	2

Notes: The same client may be counted in more than one category, e.g., clients can receive services under more than one contract source, in more than one "County of Residence," or may have multiple "Other Indicators." Please see Definition page for other considerations.

Oklahoma Department of Mental Health and Substance Abuse Services

Counts of Admitted Clients Served by Funding Source for Each Agency During FY1999

DON MENTZER FACILITY

		Funding Source						
		Total	Mental Health	Substance Abuse	Domestic Violence	Residential Care	Medicaid	Other
Total	Unduplicated Count	25	0	0	0	25	0	0
Sex	Female	7	0	0	0	7	0	0
	Male	18	0	0	0	18	0	0
Age	21-24	1	0	0	0	1	0	0
	25-34	3	0	0	0	3	0	0
	35-44	8	0	0	0	8	0	0
	45-54	9	0	0	0	9	0	0
	55-64	4	0	0	0	4	0	0
Race	White	19	0	0	0	19	0	0
	Black	2	0	0	0	2	0	0
	Native American	2	0	0	0	2	0	0
	Hispanic	2	0	0	0	2	0	0
Presenting Problem/Diagnosis	Developmental Disorder	1	0	0	0	1	0	0
	Mood Disorder	7	0	0	0	7	0	0
	Other Psychotic	14	0	0	0	14	0	0
	Social Conditions	2	0	0	0	2	0	0
	Substance Related	1	0	0	0	1	0	0
County of Residence	Craig	10	0	0	0	10	0	0
	Sequoyah	15	0	0	0	15	0	0
Other Indicators	SMI (If ever)	25	0	0	0	25	0	0

Notes: The same client may be counted in more than one category, e.g., clients can receive services under more than one contract source, in more than one "County of Residence," or may have multiple "Other Indicators." Please see Definition page for other considerations.

Oklahoma Department of Mental Health and Substance Abuse Services

Counts of Admitted Clients Served by Funding Source for Each Agency During FY1999

DOW RESIDENTIAL CARE HOME

		Funding Source						
		Total	Mental Health	Substance Abuse	Domestic Violence	Residential Care	Medicaid	Other
Total	Unduplicated Count	35	0	0	0	35	0	0
Sex	Female	21	0	0	0	21	0	0
	Male	14	0	0	0	14	0	0
Age	25-34	4	0	0	0	4	0	0
	35-44	7	0	0	0	7	0	0
	45-54	11	0	0	0	11	0	0
	55-64	9	0	0	0	9	0	0
	65-74	4	0	0	0	4	0	0
Race	White	28	0	0	0	28	0	0
	Black	2	0	0	0	2	0	0
	Native American	5	0	0	0	5	0	0
Presenting Problem/Diagnosis	Developmental Disorder	1	0	0	0	1	0	0
	Mood Disorder	4	0	0	0	4	0	0
	Other Psychotic	6	0	0	0	6	0	0
	Social Conditions	24	0	0	0	24	0	0
County of Residence	Choctaw	2	0	0	0	2	0	0
	Latimer	1	0	0	0	1	0	0
	LeFlore	2	0	0	0	2	0	0
	Okfuskee	1	0	0	0	1	0	0
	Pittsburgh	28	0	0	0	28	0	0
	Tulsa	1	0	0	0	1	0	0
Other Indicators	Deaf and Hearing Impaired	2	0	0	0	2	0	0
	Homeless	1	0	0	0	1	0	0
	SMI (If ever)	34	0	0	0	34	0	0

Notes: The same client may be counted in more than one category, e.g., clients can receive services under more than one contract source, in more than one "County of Residence," or may have multiple "Other Indicators." Please see Definition page for other considerations.

Oklahoma Department of Mental Health and Substance Abuse Services

Counts of Admitted Clients Served by Funding Source for Each Agency During FY1999

DRUG RECOVERY, INC.

	Total	Funding Source					
		Mental Health	Substance Abuse	Domestic Violence	Residential Care	Medicaid	Other
Total							
Unduplicated Count	705	0	705	0	0	0	0
Sex							
Female	314	0	314	0	0	0	0
Male	391	0	391	0	0	0	0
Age							
05-17	14	0	14	0	0	0	0
18-20	55	0	55	0	0	0	0
21-24	86	0	86	0	0	0	0
25-34	243	0	243	0	0	0	0
35-44	233	0	233	0	0	0	0
45-54	57	0	57	0	0	0	0
55-64	14	0	14	0	0	0	0
65-74	3	0	3	0	0	0	0
Race							
White	450	0	450	0	0	0	0
Black	197	0	197	0	0	0	0
Native American	42	0	42	0	0	0	0
Hispanic	15	0	15	0	0	0	0
Asian	1	0	1	0	0	0	0
Presenting Problem/Diagnosis							
Alcohol Abuse	57	0	57	0	0	0	0
Social Conditions	1	0	1	0	0	0	0
Substance Related	646	0	646	0	0	0	0
Deferred/No Diagnosis	1	0	1	0	0	0	0
County of Residence							
Atoka	4	0	4	0	0	0	0
Beaver	2	0	2	0	0	0	0
Beckham	18	0	18	0	0	0	0
Blaine	1	0	1	0	0	0	0
Bryan	2	0	2	0	0	0	0
Caddo	5	0	5	0	0	0	0
Canadian	8	0	8	0	0	0	0
Carter	5	0	5	0	0	0	0
Cherokee	1	0	1	0	0	0	0
Choctaw	4	0	4	0	0	0	0
Cleveland	16	0	16	0	0	0	0
Comanche	9	0	9	0	0	0	0
Cotton	1	0	1	0	0	0	0
Creek	1	0	1	0	0	0	0
Custer	4	0	4	0	0	0	0
Delaware	1	0	1	0	0	0	0
Dewey	1	0	1	0	0	0	0
Garfield	3	0	3	0	0	0	0
Garvin	3	0	3	0	0	0	0
Grady	6	0	6	0	0	0	0
Haskell	1	0	1	0	0	0	0
Hughes	2	0	2	0	0	0	0
Jackson	3	0	3	0	0	0	0
Kay	1	0	1	0	0	0	0

Notes: The same client may be counted in more than one category, e.g., clients can receive services under more than one contract source, in more than one "County of Residence," or may have multiple "Other Indicators." Please see Definition page for other considerations.

Oklahoma Department of Mental Health and Substance Abuse Services

Counts of Admitted Clients Served by Funding Source for Each Agency During FY1999

DRUG RECOVERY, INC.

	Funding Source						
	Total	Mental Health	Substance Abuse	Domestic Violence	Residential Care	Medicaid	Other
Kingfisher	1	0	1	0	0	0	0
Kiowa	2	0	2	0	0	0	0
Lincoln	4	0	4	0	0	0	0
Logan	6	0	6	0	0	0	0
Love	3	0	3	0	0	0	0
Marshall	2	0	2	0	0	0	0
McClain	4	0	4	0	0	0	0
McCurtain	11	0	11	0	0	0	0
McIntosh	1	0	1	0	0	0	0
Murray	4	0	4	0	0	0	0
Muskogee	6	0	6	0	0	0	0
Nowata	3	0	3	0	0	0	0
Oklahoma	486	0	486	0	0	0	0
Okmulgee	5	0	5	0	0	0	0
Osage	1	0	1	0	0	0	0
Pawnee	1	0	1	0	0	0	0
Payne	1	0	1	0	0	0	0
Pittsburgh	3	0	3	0	0	0	0
Pontotoc	4	0	4	0	0	0	0
Pottawatomie	12	0	12	0	0	0	0
Pushmataha	2	0	2	0	0	0	0
Rogers	4	0	4	0	0	0	0
Seminole	4	0	4	0	0	0	0
Sequoyah	4	0	4	0	0	0	0
Stephens	4	0	4	0	0	0	0
Texas	1	0	1	0	0	0	0
Tillman	1	0	1	0	0	0	0
Tulsa	16	0	16	0	0	0	0
Washington	2	0	2	0	0	0	0
Washita	3	0	3	0	0	0	0
Woods	1	0	1	0	0	0	0
Out of State/Unknown	1	0	1	0	0	0	0
Other Indicators							
Deaf and Hearing Impaired	4	0	4	0	0	0	0
Homeless	73	0	73	0	0	0	0
SMI (If ever)	165	0	165	0	0	0	0

Notes: The same client may be counted in more than one category, e.g., clients can receive services under more than one contract source, in more than one "County of Residence," or may have multiple "Other Indicators." Please see Definition page for other considerations.

Oklahoma Department of Mental Health and Substance Abuse Services

Counts of Admitted Clients Served by Funding Source for Each Agency During FY1999

DUNCAN COMMUNITY RESIDENCE INC

		Funding Source						
		Total	Mental Health	Substance Abuse	Domestic Violence	Residential Care	Medicaid Other	
Total	Unduplicated Count	26	0	0	0	26	0	0
Sex	Female	12	0	0	0	12	0	0
	Male	14	0	0	0	14	0	0
Age	25-34	5	0	0	0	5	0	0
	35-44	9	0	0	0	9	0	0
	45-54	9	0	0	0	9	0	0
	55-64	2	0	0	0	2	0	0
	65-74	1	0	0	0	1	0	0
Race	White	24	0	0	0	24	0	0
	Native American	2	0	0	0	2	0	0
Presenting Problem/Diagnosis	Mood Disorder	2	0	0	0	2	0	0
	Other Psychotic	15	0	0	0	15	0	0
	Deferred/No Diagnosis	9	0	0	0	9	0	0
County of Residence	Carter	1	0	0	0	1	0	0
	Comanche	1	0	0	0	1	0	0
	Jackson	1	0	0	0	1	0	0
	Lincoln	1	0	0	0	1	0	0
	Oklahoma	2	0	0	0	2	0	0
	Stephens	19	0	0	0	19	0	0
	Woodward	1	0	0	0	1	0	0
Other Indicators	Homeless	1	0	0	0	1	0	0
	SMI (If ever)	25	0	0	0	25	0	0

Notes: The same client may be counted in more than one category, e.g., clients can receive services under more than one contract source, in more than one "County of Residence," or may have multiple "Other Indicators." Please see Definition page for other considerations.

Oklahoma Department of Mental Health and Substance Abuse Services

Counts of Admitted Clients Served by Funding Source for Each Agency During FY1999

DYCO PROPERTIES, INC.

	Total	Funding Source					
		Mental Health	Substance Abuse	Domestic Violence	Residential Care	Medicaid	Other
Total							
Unduplicated Count	34	0	0	0	34	0	0
Sex							
Female	10	0	0	0	10	0	0
Male	24	0	0	0	24	0	0
Age							
18-20	1	0	0	0	1	0	0
21-24	1	0	0	0	1	0	0
25-34	4	0	0	0	4	0	0
35-44	10	0	0	0	10	0	0
45-54	9	0	0	0	9	0	0
55-64	7	0	0	0	7	0	0
65-74	2	0	0	0	2	0	0
Race							
White	26	0	0	0	26	0	0
Black	5	0	0	0	5	0	0
Native American	2	0	0	0	2	0	0
Hispanic	1	0	0	0	1	0	0
Presenting Problem/Diagnosis							
Developmental Disorder	33	0	0	0	33	0	0
Deferred/No Diagnosis	1	0	0	0	1	0	0
County of Residence							
Atoka	1	0	0	0	1	0	0
Craig	1	0	0	0	1	0	0
McCurtain	1	0	0	0	1	0	0
McIntosh	11	0	0	0	11	0	0
Muskogee	1	0	0	0	1	0	0
Okmulgee	17	0	0	0	17	0	0
Osage	2	0	0	0	2	0	0
Other Indicators							
Homeless	1	0	0	0	1	0	0
SMI (If ever)	34	0	0	0	34	0	0

Notes: The same client may be counted in more than one category, e.g., clients can receive services under more than one contract source, in more than one "County of Residence," or may have multiple "Other Indicators." Please see Definition page for other considerations.

Oklahoma Department of Mental Health and Substance Abuse Services

Counts of Admitted Clients Served by Funding Source for Each Agency During FY1999

EAGLE RIDGE INSTITUTE

		Funding Source						
		Total	Mental Health	Substance Abuse	Domestic Violence	Residential Care	Medicaid	Other
Total	Unduplicated Count	75	0	75	0	0	0	0
Sex	Female	49	0	49	0	0	0	0
	Male	26	0	26	0	0	0	0
Age	0-04	21	0	21	0	0	0	0
	05-17	21	0	21	0	0	0	0
	18-20	5	0	5	0	0	0	0
	21-24	4	0	4	0	0	0	0
	25-34	15	0	15	0	0	0	0
	35-44	9	0	9	0	0	0	0
Race	White	30	0	30	0	0	0	0
	Black	30	0	30	0	0	0	0
	Native American	5	0	5	0	0	0	0
	Hispanic	10	0	10	0	0	0	0
Presenting Problem/Diagnosis	Social Conditions	12	0	12	0	0	0	0
	Substance Related	33	0	33	0	0	0	0
	Deferred/No Diagnosis	30	0	30	0	0	0	0
County of Residence	Blaine	2	0	2	0	0	0	0
	Caddo	4	0	4	0	0	0	0
	Carter	2	0	2	0	0	0	0
	Choctaw	5	0	5	0	0	0	0
	Cleveland	1	0	1	0	0	0	0
	Custer	1	0	1	0	0	0	0
	Dewey	1	0	1	0	0	0	0
	Garvin	3	0	3	0	0	0	0
	Logan	5	0	5	0	0	0	0
	McClain	2	0	2	0	0	0	0
	Okfuskee	1	0	1	0	0	0	0
	Oklahoma	32	0	32	0	0	0	0
	Pontotoc	1	0	1	0	0	0	0
	Texas	1	0	1	0	0	0	0
	Tulsa	5	0	5	0	0	0	0
	Out of State/Unknown	9	0	9	0	0	0	0
Other Indicators	Homeless	34	0	34	0	0	0	0
	SMI (If ever)	13	0	13	0	0	0	0

Notes: The same client may be counted in more than one category, e.g., clients can receive services under more than one contract source, in more than one "County of Residence," or may have multiple "Other Indicators." Please see Definition page for other considerations.

Oklahoma Department of Mental Health and Substance Abuse Services

Counts of Admitted Clients Served by Funding Source for Each Agency During FY1999

EASTERN STATE HOSPITAL

	Total	Funding Source					
		Mental Health	Substance Abuse	Domestic Violence	Residential Care	Medicaid	Other
Total							
Unduplicated Count	1,699	1,699	0	0	0	0	0
Sex							
Female	558	558	0	0	0	0	0
Male	1,141	1,141	0	0	0	0	0
Age							
05-17	2	2	0	0	0	0	0
18-20	101	101	0	0	0	0	0
21-24	161	161	0	0	0	0	0
25-34	473	473	0	0	0	0	0
35-44	575	575	0	0	0	0	0
45-54	289	289	0	0	0	0	0
55-64	82	82	0	0	0	0	0
65-74	13	13	0	0	0	0	0
75-84	3	3	0	0	0	0	0
Race							
White	1,255	1,255	0	0	0	0	0
Black	296	296	0	0	0	0	0
Native American	120	120	0	0	0	0	0
Hispanic	20	20	0	0	0	0	0
Asian	8	8	0	0	0	0	0
Presenting Problem/Diagnosis							
Alcohol Abuse	54	54	0	0	0	0	0
Developmental Disorder	8	8	0	0	0	0	0
Mood Disorder	644	644	0	0	0	0	0
Non Alcohol/Drug Related Organic	10	10	0	0	0	0	0
Other Non-Psychotic	150	150	0	0	0	0	0
Other Psychotic	472	472	0	0	0	0	0
Schizophrenia	282	282	0	0	0	0	0
Social Conditions	12	12	0	0	0	0	0
Substance Related	67	67	0	0	0	0	0
County of Residence							
Adair	5	5	0	0	0	0	0
Atoka	7	7	0	0	0	0	0
Beaver	1	1	0	0	0	0	0
Beckham	9	9	0	0	0	0	0
Bryan	11	11	0	0	0	0	0
Caddo	8	8	0	0	0	0	0
Canadian	2	2	0	0	0	0	0
Carter	13	13	0	0	0	0	0
Cherokee	3	3	0	0	0	0	0
Choctaw	7	7	0	0	0	0	0
Cleveland	14	14	0	0	0	0	0
Comanche	10	10	0	0	0	0	0
Cotton	1	1	0	0	0	0	0
Craig	70	70	0	0	0	0	0
Creek	83	83	0	0	0	0	0
Custer	4	4	0	0	0	0	0
Delaware	27	27	0	0	0	0	0
Dewey	1	1	0	0	0	0	0

Notes: The same client may be counted in more than one category, e.g., clients can receive services under more than one contract source, in more than one "County of Residence," or may have multiple "Other Indicators." Please see Definition page for other considerations.

Oklahoma Department of Mental Health and Substance Abuse Services

Counts of Admitted Clients Served by Funding Source for Each Agency During FY1999

EASTERN STATE HOSPITAL

	Funding Source						
	Total	Mental Health	Substance Abuse	Domestic Violence	Residential Care	Medicaid	Other
Ellis	1	1	0	0	0	0	0
Garfield	8	8	0	0	0	0	0
Garvin	3	3	0	0	0	0	0
Grady	7	7	0	0	0	0	0
Grant	2	2	0	0	0	0	0
Greer	2	2	0	0	0	0	0
Haskell	5	5	0	0	0	0	0
Hughes	1	1	0	0	0	0	0
Jackson	5	5	0	0	0	0	0
Jefferson	4	4	0	0	0	0	0
Johnston	5	5	0	0	0	0	0
Kay	56	56	0	0	0	0	0
Kingfisher	2	2	0	0	0	0	0
Latimer	3	3	0	0	0	0	0
LeFlore	10	10	0	0	0	0	0
Lincoln	3	3	0	0	0	0	0
Logan	4	4	0	0	0	0	0
Love	1	1	0	0	0	0	0
Major	1	1	0	0	0	0	0
Marshall	2	2	0	0	0	0	0
Mayes	47	47	0	0	0	0	0
McClain	3	3	0	0	0	0	0
McCurtain	10	10	0	0	0	0	0
McIntosh	13	13	0	0	0	0	0
Murray	4	4	0	0	0	0	0
Muskogee	98	98	0	0	0	0	0
Noble	13	13	0	0	0	0	0
Nowata	11	11	0	0	0	0	0
Okfuskee	3	3	0	0	0	0	0
Oklahoma	80	80	0	0	0	0	0
Okmulgee	88	88	0	0	0	0	0
Osage	30	30	0	0	0	0	0
Ottawa	84	84	0	0	0	0	0
Pawnee	18	18	0	0	0	0	0
Payne	99	99	0	0	0	0	0
Pittsburgh	1	1	0	0	0	0	0
Pontotoc	5	5	0	0	0	0	0
Pottawatomie	13	13	0	0	0	0	0
Pushmataha	3	3	0	0	0	0	0
Roger Mills	1	1	0	0	0	0	0
Rogers	55	55	0	0	0	0	0
Seminole	3	3	0	0	0	0	0
Sequoyah	8	8	0	0	0	0	0
Stephens	7	7	0	0	0	0	0
Texas	1	1	0	0	0	0	0
Tillman	2	2	0	0	0	0	0
Tulsa	478	478	0	0	0	0	0
Wagoner	18	18	0	0	0	0	0
Washington	58	58	0	0	0	0	0
Woodward	3	3	0	0	0	0	0
Out of State/Unknown	41	41	0	0	0	0	0

Other Indicators

Notes: The same client may be counted in more than one category, e.g., clients can receive services under more than one contract source, in more than one "County of Residence," or may have multiple "Other Indicators." Please see Definition page for other considerations.

Oklahoma Department of Mental Health and Substance Abuse Services
Counts of Admitted Clients Served by Funding Source for Each Agency During FY1999
EASTERN STATE HOSPITAL

	Funding Source					
	Total	Mental Health	Substance Abuse	Domestic Violence	Residential Care	Medicaid Other
Deaf and Hearing Impaired	9	9	0	0	0	0
Dual Diagnosis	521	521	0	0	0	0
Homeless	88	88	0	0	0	0
SMI (If ever)	1,387	1,387	0	0	0	0

Notes: The same client may be counted in more than one category, e.g., clients can receive services under more than one contract source, in more than one "County of Residence," or may have multiple "Other Indicators." Please see Definition page for other considerations.

Oklahoma Department of Mental Health and Substance Abuse Services
Counts of Admitted Clients Served by Funding Source for Each Agency During FY1999
EDMOND FAMILY SERVICES, INC.

	Total	Funding Source					
		Mental Health	Substance Abuse	Domestic Violence	Residential Care	Medicaid	Other
Total							
Unduplicated Count	103	0	103	0	0	0	0
Sex							
Female	59	0	59	0	0	0	0
Male	44	0	44	0	0	0	0
Age							
05-17	13	0	13	0	0	0	0
18-20	7	0	7	0	0	0	0
21-24	13	0	13	0	0	0	0
25-34	32	0	32	0	0	0	0
35-44	29	0	29	0	0	0	0
45-54	6	0	6	0	0	0	0
55-64	2	0	2	0	0	0	0
65-74	1	0	1	0	0	0	0
Race							
White	91	0	91	0	0	0	0
Black	3	0	3	0	0	0	0
Native American	5	0	5	0	0	0	0
Hispanic	3	0	3	0	0	0	0
Asian	1	0	1	0	0	0	0
Presenting Problem/Diagnosis							
Alcohol Abuse	20	0	20	0	0	0	0
Social Conditions	46	0	46	0	0	0	0
Substance Related	23	0	23	0	0	0	0
Deferred/No Diagnosis	14	0	14	0	0	0	0
County of Residence							
Logan	14	0	14	0	0	0	0
Oklahoma	89	0	89	0	0	0	0
Other Indicators							
Homeless	1	0	1	0	0	0	0
SMI (If ever)	10	0	10	0	0	0	0

Notes: The same client may be counted in more than one category, e.g., clients can receive services under more than one contract source, in more than one "County of Residence," or may have multiple "Other Indicators." Please see Definition page for other considerations.

Oklahoma Department of Mental Health and Substance Abuse Services

Counts of Admitted Clients Served by Funding Source for Each Agency During FY1999

EDNA LEE'S RESIDENTIAL CARE

	Total	Funding Source					
		Mental Health	Substance Abuse	Domestic Violence	Residential Care	Medicaid	Other
Total							
Unduplicated Count	47	0	0	0	47	0	0
Sex							
Female	22	0	0	0	22	0	0
Male	25	0	0	0	25	0	0
Age							
21-24	1	0	0	0	1	0	0
25-34	3	0	0	0	3	0	0
35-44	8	0	0	0	8	0	0
45-54	7	0	0	0	7	0	0
55-64	16	0	0	0	16	0	0
65-74	9	0	0	0	9	0	0
75-84	3	0	0	0	3	0	0
Race							
White	40	0	0	0	40	0	0
Black	4	0	0	0	4	0	0
Native American	1	0	0	0	1	0	0
Hispanic	1	0	0	0	1	0	0
Asian	1	0	0	0	1	0	0
Presenting Problem/Diagnosis							
Developmental Disorder	12	0	0	0	12	0	0
Mood Disorder	13	0	0	0	13	0	0
Other Psychotic	7	0	0	0	7	0	0
Social Conditions	6	0	0	0	6	0	0
Deferred/No Diagnosis	9	0	0	0	9	0	0
County of Residence							
Craig	44	0	0	0	44	0	0
Mayes	2	0	0	0	2	0	0
Ottawa	1	0	0	0	1	0	0
Other Indicators							
Homeless	1	0	0	0	1	0	0
SMI (If ever)	47	0	0	0	47	0	0

Notes: The same client may be counted in more than one category, e.g., clients can receive services under more than one contract source, in more than one "County of Residence," or may have multiple "Other Indicators." Please see Definition page for other considerations.

Oklahoma Department of Mental Health and Substance Abuse Services

Counts of Admitted Clients Served by Funding Source for Each Agency During FY1999

EDWIN FAIR CMHC

	Total	Funding Source					
		Mental Health	Substance Abuse	Domestic Violence	Residential Care	Medicaid	Other
Total							
Unduplicated Count	1,766	1,162	159	0	0	456	1,103
Sex							
Female	952	633	56	0	0	309	579
Male	814	529	103	0	0	147	524
Age							
0-04	63	13	0	0	0	0	61
05-17	426	210	4	0	0	12	358
18-20	71	55	14	0	0	11	24
21-24	106	77	17	0	0	29	39
25-34	306	229	40	0	0	103	131
35-44	368	280	54	0	0	109	211
45-54	238	181	21	0	0	95	163
55-64	119	82	7	0	0	58	89
65-74	40	24	2	0	0	20	21
75-84	17	7	0	0	0	10	5
85+	12	4	0	0	0	9	1
Race							
White	1,494	1,002	137	0	0	403	935
Black	79	44	6	0	0	25	50
Native American	149	86	14	0	0	20	94
Hispanic	38	27	2	0	0	7	20
Asian	6	3	0	0	0	1	4
Presenting Problem/Diagnosis							
Alcohol Abuse	40	15	27	0	0	4	8
Developmental Disorder	281	139	1	0	0	11	235
Mood Disorder	712	548	59	0	0	225	401
Non Alcohol/Drug Related Organic	7	3	0	0	0	6	2
Other Non-Psychotic	303	168	15	0	0	50	182
Other Psychotic	107	86	5	0	0	49	82
Personality Disorder	5	3	1	0	0	2	1
Schizophrenia	160	111	4	0	0	100	143
Social Conditions	95	69	6	0	0	2	34
Substance Related	55	19	41	0	0	7	14
Deferred/No Diagnosis	1	1	0	0	0	0	1
County of Residence							
Adair	1	1	0	0	0	0	0
Cleveland	1	1	0	0	0	0	0
Craig	1	1	0	0	0	0	0
Garfield	2	2	0	0	0	0	1
Grant	2	1	0	0	0	0	1
Harper	1	1	0	0	0	0	1
Kay	890	543	124	0	0	201	519
Lincoln	4	3	0	0	0	1	3
Logan	1	0	0	0	0	0	1
Noble	96	63	5	0	0	30	57
Okfuskee	1	1	0	0	0	1	1
Okmulgee	2	1	0	0	0	1	0
Osage	116	82	8	0	0	25	67
Ottawa	6	4	0	0	0	0	5

Notes: The same client may be counted in more than one category, e.g., clients can receive services under more than one contract source, in more than one "County of Residence," or may have multiple "Other Indicators." Please see Definition page for other considerations.

Oklahoma Department of Mental Health and Substance Abuse Services
Counts of Admitted Clients Served by Funding Source for Each Agency During FY1999
EDWIN FAIR CMHC

	Funding Source						
	Total	Mental Health	Substance Abuse	Domestic Violence	Residential Care	Medicaid	Other
Pawnee	162	114	2	0	0	53	89
Payne	475	339	20	0	0	144	358
Texas	1	1	0	0	0	0	0
Washington	1	1	0	0	0	0	0
Out of State/Unknown	3	3	0	0	0	0	0
Other Indicators							
Deaf and Hearing Impaired	11	5	0	0	0	6	6
Dual Diagnosis	138	96	48	0	0	45	89
Homeless	32	26	5	0	0	8	20
SED (6-17)	195	89	0	0	0	5	173
SMI (If ever)	856	638	74	0	0	378	579

Notes: The same client may be counted in more than one category, e.g., clients can receive services under more than one contract source, in more than one "County of Residence," or may have multiple "Other Indicators." Please see Definition page for other considerations.

Oklahoma Department of Mental Health and Substance Abuse Services

Counts of Admitted Clients Served by Funding Source for Each Agency During FY1999

EL RENO RESIDENTIAL CARE

	Total	Funding Source					
		Mental Health	Substance Abuse	Domestic Violence	Residential Care	Medicaid	Other
Total							
Unduplicated Count	30	0	0	0	30	0	0
Sex							
Female	13	0	0	0	13	0	0
Male	17	0	0	0	17	0	0
Age							
18-20	1	0	0	0	1	0	0
21-24	1	0	0	0	1	0	0
25-34	3	0	0	0	3	0	0
35-44	4	0	0	0	4	0	0
45-54	8	0	0	0	8	0	0
55-64	7	0	0	0	7	0	0
65-74	6	0	0	0	6	0	0
Race							
White	28	0	0	0	28	0	0
Black	2	0	0	0	2	0	0
Presenting Problem/Diagnosis							
Other Psychotic	1	0	0	0	1	0	0
Social Conditions	28	0	0	0	28	0	0
Deferred/No Diagnosis	1	0	0	0	1	0	0
County of Residence							
Canadian	22	0	0	0	22	0	0
Oklahoma	3	0	0	0	3	0	0
Payne	1	0	0	0	1	0	0
Woodward	4	0	0	0	4	0	0
Other Indicators							
SMI (If ever)	29	0	0	0	29	0	0

Notes: The same client may be counted in more than one category, e.g., clients can receive services under more than one contract source, in more than one "County of Residence," or may have multiple "Other Indicators." Please see Definition page for other considerations.

Oklahoma Department of Mental Health and Substance Abuse Services

Counts of Admitted Clients Served by Funding Source for Each Agency During FY1999

ELM TREE HOUSE

		Funding Source						
		Total	Mental Health	Substance Abuse	Domestic Violence	Residential Care	Medicaid	Other
Total	Unduplicated Count	29	0	0	0	29	0	0
Sex	Female	7	0	0	0	7	0	0
	Male	22	0	0	0	22	0	0
Age	21-24	1	0	0	0	1	0	0
	35-44	8	0	0	0	8	0	0
	45-54	10	0	0	0	10	0	0
	55-64	4	0	0	0	4	0	0
	65-74	4	0	0	0	4	0	0
	75-84	2	0	0	0	2	0	0
Race	White	23	0	0	0	23	0	0
	Black	6	0	0	0	6	0	0
Presenting Problem/Diagnosis	Social Conditions	28	0	0	0	28	0	0
	Deferred/No Diagnosis	1	0	0	0	1	0	0
County of Residence	Oklahoma	29	0	0	0	29	0	0
Other Indicators	SMI (If ever)	29	0	0	0	29	0	0

Notes: The same client may be counted in more than one category, e.g., clients can receive services under more than one contract source, in more than one "County of Residence," or may have multiple "Other Indicators." Please see Definition page for other considerations.

Oklahoma Department of Mental Health and Substance Abuse Services

Counts of Admitted Clients Served by Funding Source for Each Agency During FY1999

FAIR OAKS

	Total	Funding Source					
		Mental Health	Substance Abuse	Domestic Violence	Residential Care	Medicaid	Other
Total							
Unduplicated Count	18	0	0	0	18	0	0
Sex							
Male	18	0	0	0	18	0	0
Age							
25-34	1	0	0	0	1	0	0
35-44	5	0	0	0	5	0	0
45-54	5	0	0	0	5	0	0
55-64	4	0	0	0	4	0	0
75-84	3	0	0	0	3	0	0
Race							
White	17	0	0	0	17	0	0
Native American	1	0	0	0	1	0	0
Presenting Problem/Diagnosis							
Alcohol Abuse	1	0	0	0	1	0	0
Mood Disorder	12	0	0	0	12	0	0
Social Conditions	1	0	0	0	1	0	0
Deferred/No Diagnosis	4	0	0	0	4	0	0
County of Residence							
Choctaw	1	0	0	0	1	0	0
Cleveland	1	0	0	0	1	0	0
Cotton	1	0	0	0	1	0	0
Craig	4	0	0	0	4	0	0
Delaware	4	0	0	0	4	0	0
Johnston	1	0	0	0	1	0	0
Mayes	2	0	0	0	2	0	0
Oklahoma	2	0	0	0	2	0	0
Rogers	1	0	0	0	1	0	0
Sequoyah	1	0	0	0	1	0	0
Other Indicators							
SMI (If ever)	18	0	0	0	18	0	0

Notes: The same client may be counted in more than one category, e.g., clients can receive services under more than one contract source, in more than one "County of Residence," or may have multiple "Other Indicators." Please see Definition page for other considerations.

Oklahoma Department of Mental Health and Substance Abuse Services

Counts of Admitted Clients Served by Funding Source for Each Agency During FY1999

FAMILY CRISIS & COUNSELING CTR

	Total	Funding Source					
		Mental Health	Substance Abuse	Domestic Violence	Residential Care	Medicaid	Other
Total							
Unduplicated Count	739	0	0	739	0	0	0
Sex							
Female	516	0	0	516	0	0	0
Male	223	0	0	223	0	0	0
Age							
0-04	29	0	0	29	0	0	0
05-17	89	0	0	89	0	0	0
18-20	49	0	0	49	0	0	0
21-24	91	0	0	91	0	0	0
25-34	231	0	0	231	0	0	0
35-44	171	0	0	171	0	0	0
45-54	52	0	0	52	0	0	0
55-64	18	0	0	18	0	0	0
65-74	6	0	0	6	0	0	0
75-84	2	0	0	2	0	0	0
85+	1	0	0	1	0	0	0
Race							
White	550	0	0	550	0	0	0
Black	47	0	0	47	0	0	0
Native American	118	0	0	118	0	0	0
Hispanic	23	0	0	23	0	0	0
Asian	1	0	0	1	0	0	0
Presenting Problem/Diagnosis							
Developmental Disorder	2	0	0	2	0	0	0
Social Conditions	722	0	0	722	0	0	0
Substance Related	1	0	0	1	0	0	0
Deferred/No Diagnosis	14	0	0	14	0	0	0
County of Residence							
Atoka	1	0	0	1	0	0	0
Canadian	1	0	0	1	0	0	0
Cleveland	2	0	0	2	0	0	0
Craig	1	0	0	1	0	0	0
Garfield	1	0	0	1	0	0	0
Grant	1	0	0	1	0	0	0
Jackson	1	0	0	1	0	0	0
Kay	1	0	0	1	0	0	0
Nowata	62	0	0	62	0	0	0
Okmulgee	1	0	0	1	0	0	0
Osage	31	0	0	31	0	0	0
Ottawa	5	0	0	5	0	0	0
Rogers	1	0	0	1	0	0	0
Washington	613	0	0	613	0	0	0
Washita	1	0	0	1	0	0	0
Out of State/Unknown	16	0	0	16	0	0	0
Other Indicators							
Homeless	43	0	0	43	0	0	0
SMI (If ever)	70	0	0	70	0	0	0

Notes: The same client may be counted in more than one category, e.g., clients can receive services under more than one contract source, in more than one "County of Residence," or may have multiple "Other Indicators." Please see Definition page for other considerations.

Oklahoma Department of Mental Health and Substance Abuse Services

Counts of Admitted Clients Served by Funding Source for Each Agency During FY1999

FAMILY CRISIS CTR, INC.

	Total	Funding Source					
		Mental Health	Substance Abuse	Domestic Violence	Residential Care	Medicaid	Other
Total							
Unduplicated Count	442	0	0	442	0	0	0
Sex							
Female	283	0	0	283	0	0	0
Male	159	0	0	159	0	0	0
Age							
0-04	37	0	0	37	0	0	0
05-17	77	0	0	77	0	0	0
18-20	22	0	0	22	0	0	0
21-24	55	0	0	55	0	0	0
25-34	127	0	0	127	0	0	0
35-44	92	0	0	92	0	0	0
45-54	27	0	0	27	0	0	0
55-64	4	0	0	4	0	0	0
65-74	1	0	0	1	0	0	0
Race							
White	335	0	0	335	0	0	0
Black	18	0	0	18	0	0	0
Native American	66	0	0	66	0	0	0
Hispanic	22	0	0	22	0	0	0
Asian	1	0	0	1	0	0	0
Presenting Problem/Diagnosis							
Alcohol Abuse	1	0	0	1	0	0	0
Developmental Disorder	1	0	0	1	0	0	0
Mood Disorder	9	0	0	9	0	0	0
Other Non-Psychotic	1	0	0	1	0	0	0
Social Conditions	426	0	0	426	0	0	0
Substance Related	1	0	0	1	0	0	0
Deferred/No Diagnosis	3	0	0	3	0	0	0
County of Residence							
Atoka	2	0	0	2	0	0	0
Bryan	2	0	0	2	0	0	0
Carter	4	0	0	4	0	0	0
Cleveland	1	0	0	1	0	0	0
Coal	18	0	0	18	0	0	0
Garfield	3	0	0	3	0	0	0
Garvin	128	0	0	128	0	0	0
Hughes	14	0	0	14	0	0	0
Lincoln	5	0	0	5	0	0	0
Marshall	4	0	0	4	0	0	0
McClain	3	0	0	3	0	0	0
McIntosh	1	0	0	1	0	0	0
Murray	5	0	0	5	0	0	0
Noble	1	0	0	1	0	0	0
Oklahoma	7	0	0	7	0	0	0
Okmulgee	1	0	0	1	0	0	0
Payne	4	0	0	4	0	0	0
Pittsburgh	3	0	0	3	0	0	0
Pontotoc	207	0	0	207	0	0	0
Pottawatomie	7	0	0	7	0	0	0

Notes: The same client may be counted in more than one category, e.g., clients can receive services under more than one contract source, in more than one "County of Residence," or may have multiple "Other Indicators." Please see Definition page for other considerations.

Oklahoma Department of Mental Health and Substance Abuse Services
Counts of Admitted Clients Served by Funding Source for Each Agency During FY1999
FAMILY CRISIS CTR, INC.

	Funding Source						
	Total	Mental Health	Substance Abuse	Domestic Violence	Residential Care	Medicaid	Other
Seminole	15	0	0	15	0	0	0
Stephens	2	0	0	2	0	0	0
Washita	1	0	0	1	0	0	0
Out of State/Unknown	4	0	0	4	0	0	0
Other Indicators							
Deaf and Hearing Impaired	1	0	0	1	0	0	0
Homeless	168	0	0	168	0	0	0
SMI (If ever)	74	0	0	74	0	0	0

Notes: The same client may be counted in more than one category, e.g., clients can receive services under more than one contract source, in more than one "County of Residence," or may have multiple "Other Indicators." Please see Definition page for other considerations.

Oklahoma Department of Mental Health and Substance Abuse Services

Counts of Admitted Clients Served by Funding Source for Each Agency During FY1999

FAMILY RESOURCE CENTER

	Total	Funding Source					
		Mental Health	Substance Abuse	Domestic Violence	Residential Care	Medicaid	Other
Total							
Unduplicated Count	176	0	0	176	0	0	0
Sex							
Female	99	0	0	99	0	0	0
Male	77	0	0	77	0	0	0
Age							
0-04	11	0	0	11	0	0	0
05-17	45	0	0	45	0	0	0
18-20	6	0	0	6	0	0	0
21-24	14	0	0	14	0	0	0
25-34	49	0	0	49	0	0	0
35-44	43	0	0	43	0	0	0
45-54	6	0	0	6	0	0	0
55-64	1	0	0	1	0	0	0
65-74	1	0	0	1	0	0	0
Race							
White	131	0	0	131	0	0	0
Black	7	0	0	7	0	0	0
Native American	30	0	0	30	0	0	0
Hispanic	8	0	0	8	0	0	0
Presenting Problem/Diagnosis							
Social Conditions	176	0	0	176	0	0	0
County of Residence							
Dewey	1	0	0	1	0	0	0
Hughes	13	0	0	13	0	0	0
Okfuskee	3	0	0	3	0	0	0
Pottawatomie	8	0	0	8	0	0	0
Seminole	151	0	0	151	0	0	0
Other Indicators							
Homeless	4	0	0	4	0	0	0
SMI (If ever)	18	0	0	18	0	0	0

Notes: The same client may be counted in more than one category, e.g., clients can receive services under more than one contract source, in more than one "County of Residence," or may have multiple "Other Indicators." Please see Definition page for other considerations.

Oklahoma Department of Mental Health and Substance Abuse Services

Counts of Admitted Clients Served by Funding Source for Each Agency During FY1999

FAMILY SHELTER

	Total	Funding Source					
		Mental Health	Substance Abuse	Domestic Violence	Residential Care	Medicaid	Other
Total							
Unduplicated Count	144	0	0	144	0	0	0
Sex							
Female	117	0	0	117	0	0	0
Male	27	0	0	27	0	0	0
Age							
0-04	28	0	0	28	0	0	0
05-17	26	0	0	26	0	0	0
18-20	7	0	0	7	0	0	0
21-24	10	0	0	10	0	0	0
25-34	40	0	0	40	0	0	0
35-44	27	0	0	27	0	0	0
45-54	6	0	0	6	0	0	0
Race							
White	113	0	0	113	0	0	0
Black	7	0	0	7	0	0	0
Native American	16	0	0	16	0	0	0
Hispanic	8	0	0	8	0	0	0
Presenting Problem/Diagnosis							
Social Conditions	143	0	0	143	0	0	0
Deferred/No Diagnosis	1	0	0	1	0	0	0
County of Residence							
Carter	103	0	0	103	0	0	0
Grady	2	0	0	2	0	0	0
Jefferson	3	0	0	3	0	0	0
Johnston	4	0	0	4	0	0	0
Love	5	0	0	5	0	0	0
Marshall	11	0	0	11	0	0	0
McCurtain	1	0	0	1	0	0	0
Murray	1	0	0	1	0	0	0
Oklahoma	3	0	0	3	0	0	0
Stephens	4	0	0	4	0	0	0
Out of State/Unknown	7	0	0	7	0	0	0
Other Indicators							
Homeless	78	0	0	78	0	0	0
SMI (If ever)	15	0	0	15	0	0	0

Notes: The same client may be counted in more than one category, e.g., clients can receive services under more than one contract source, in more than one "County of Residence," or may have multiple "Other Indicators." Please see Definition page for other considerations.

Oklahoma Department of Mental Health and Substance Abuse Services

Counts of Admitted Clients Served by Funding Source for Each Agency During FY1999

FIRST WINGS OF FREEDOM

	Total	Funding Source					
		Mental Health	Substance Abuse	Domestic Violence	Residential Care	Medicaid	Other
Total							
Unduplicated Count	112	0	112	0	0	0	0
Sex							
Female	72	0	72	0	0	0	0
Male	40	0	40	0	0	0	0
Age							
0-04	31	0	31	0	0	0	0
05-17	34	0	34	0	0	0	0
18-20	3	0	3	0	0	0	0
21-24	2	0	2	0	0	0	0
25-34	30	0	30	0	0	0	0
35-44	11	0	11	0	0	0	0
45-54	1	0	1	0	0	0	0
Race							
White	49	0	49	0	0	0	0
Black	49	0	49	0	0	0	0
Native American	13	0	13	0	0	0	0
Hispanic	1	0	1	0	0	0	0
Presenting Problem/Diagnosis							
Alcohol Abuse	4	0	4	0	0	0	0
Social Conditions	10	0	10	0	0	0	0
Substance Related	43	0	43	0	0	0	0
Deferred/No Diagnosis	55	0	55	0	0	0	0
County of Residence							
Caddo	2	0	2	0	0	0	0
Oklahoma	8	0	8	0	0	0	0
Payne	3	0	3	0	0	0	0
Tulsa	98	0	98	0	0	0	0
Out of State/Unknown	1	0	1	0	0	0	0
Other Indicators							
Homeless	26	0	26	0	0	0	0
SMI (If ever)	11	0	11	0	0	0	0

Notes: The same client may be counted in more than one category, e.g., clients can receive services under more than one contract source, in more than one "County of Residence," or may have multiple "Other Indicators." Please see Definition page for other considerations.

Oklahoma Department of Mental Health and Substance Abuse Services

Counts of Admitted Clients Served by Funding Source for Each Agency During FY1999

GATEWAY TO PREVENTION/RECOVERY

	Total	Funding Source					Medicaid	Other
		Mental Health	Substance Abuse	Domestic Violence	Residential Care			
Total								
Unduplicated Count	273	0	234	0	0	13	64	
Sex								
Female	95	0	72	0	0	9	22	
Male	178	0	162	0	0	4	42	
Age								
05-17	22	0	19	0	0	0	5	
18-20	16	0	15	0	0	0	4	
21-24	34	0	31	0	0	1	4	
25-34	87	0	77	0	0	5	22	
35-44	79	0	64	0	0	6	16	
45-54	28	0	21	0	0	1	11	
55-64	5	0	5	0	0	0	1	
65-74	2	0	2	0	0	0	1	
Race								
White	197	0	167	0	0	11	49	
Black	14	0	13	0	0	1	1	
Native American	52	0	45	0	0	1	11	
Hispanic	10	0	9	0	0	0	3	
Presenting Problem/Diagnosis								
Alcohol Abuse	126	0	108	0	0	6	35	
Social Conditions	38	0	28	0	0	2	9	
Substance Related	93	0	82	0	0	4	19	
Deferred/No Diagnosis	16	0	16	0	0	1	1	
County of Residence								
Cleveland	2	0	2	0	0	0	2	
Hughes	1	0	1	0	0	0	0	
Lincoln	30	0	25	0	0	3	7	
Okfuskee	31	0	30	0	0	1	1	
Oklahoma	8	0	8	0	0	0	0	
Pottawatomie	192	0	160	0	0	9	52	
Seminole	8	0	8	0	0	0	1	
Out of State/Unknown	1	0	0	0	0	0	1	
Other Indicators								
Deaf and Hearing Impaired	2	0	2	0	0	0	0	
SMI (If ever)	25	0	23	0	0	2	3	

Notes: The same client may be counted in more than one category, e.g., clients can receive services under more than one contract source, in more than one "County of Residence," or may have multiple "Other Indicators." Please see Definition page for other considerations.

Oklahoma Department of Mental Health and Substance Abuse Services
Counts of Admitted Clients Served by Funding Source for Each Agency During FY1999
GOLDEN YEARS

	Total	Funding Source					
		Mental Health	Substance Abuse	Domestic Violence	Residential Care	Medicaid	Other
Total							
Unduplicated Count	17	0	0	0	17	0	0
Sex							
Female	6	0	0	0	6	0	0
Male	11	0	0	0	11	0	0
Age							
21-24	1	0	0	0	1	0	0
25-34	4	0	0	0	4	0	0
35-44	5	0	0	0	5	0	0
45-54	3	0	0	0	3	0	0
55-64	3	0	0	0	3	0	0
65-74	1	0	0	0	1	0	0
Race							
White	16	0	0	0	16	0	0
Black	1	0	0	0	1	0	0
Presenting Problem/Diagnosis							
Mood Disorder	16	0	0	0	16	0	0
Deferred/No Diagnosis	1	0	0	0	1	0	0
County of Residence							
Cleveland	16	0	0	0	16	0	0
Craig	1	0	0	0	1	0	0
Other Indicators							
SMI (If ever)	17	0	0	0	17	0	0

Notes: The same client may be counted in more than one category, e.g., clients can receive services under more than one contract source, in more than one "County of Residence," or may have multiple "Other Indicators." Please see Definition page for other considerations.

Oklahoma Department of Mental Health and Substance Abuse Services

Counts of Admitted Clients Served by Funding Source for Each Agency During FY1999

GRAND LAKE M.H.C.

	Total	Funding Source					
		Mental Health	Substance Abuse	Domestic Violence	Residential Care	Medicaid	Other
Total							
Unduplicated Count	2,413	1,388	0	0	0	797	1,120
Sex							
Female	1,205	651	0	0	0	496	491
Male	1,208	737	0	0	0	301	629
Age							
0-04	26	6	0	0	0	0	22
05-17	697	393	0	0	0	2	500
18-20	91	72	0	0	0	4	35
21-24	97	63	0	0	0	39	11
25-34	373	224	0	0	0	175	64
35-44	456	261	0	0	0	236	142
45-54	344	225	0	0	0	150	148
55-64	210	100	0	0	0	112	113
65-74	64	28	0	0	0	40	54
75-84	41	14	0	0	0	26	27
85+	14	2	0	0	0	13	4
Race							
White	1,889	1,091	0	0	0	639	868
Black	107	50	0	0	0	57	50
Native American	366	215	0	0	0	89	177
Hispanic	43	26	0	0	0	10	22
Asian	8	6	0	0	0	2	3
Presenting Problem/Diagnosis							
Alcohol Abuse	22	17	0	0	0	4	5
Developmental Disorder	304	164	0	0	0	9	212
Mood Disorder	981	626	0	0	0	313	337
Non Alcohol/Drug Related Organic	17	8	0	0	0	13	3
Other Non-Psychotic	394	179	0	0	0	90	232
Other Psychotic	200	121	0	0	0	102	86
Personality Disorder	13	7	0	0	0	8	4
Schizophrenia	428	229	0	0	0	250	222
Social Conditions	20	8	0	0	0	2	14
Substance Related	31	27	0	0	0	5	5
Deferred/No Diagnosis	3	2	0	0	0	1	0
County of Residence							
Adair	1	0	0	0	0	1	0
Alfalfa	1	0	0	0	0	0	1
Atoka	1	1	0	0	0	0	0
Bryan	1	0	0	0	0	0	1
Craig	398	208	0	0	0	193	209
Delaware	345	149	0	0	0	84	216
LeFlore	1	1	0	0	0	0	0
Mayes	315	153	0	0	0	123	133
McClain	1	1	0	0	0	0	1
Nowata	71	48	0	0	0	24	22
Okfuskee	3	0	0	0	0	2	1
Oklahoma	1	1	0	0	0	0	0
Osage	8	5	0	0	0	4	0
Ottawa	346	196	0	0	0	81	188

Notes: The same client may be counted in more than one category, e.g., clients can receive services under more than one contract source, in more than one "County of Residence," or may have multiple "Other Indicators." Please see Definition page for other considerations.

Oklahoma Department of Mental Health and Substance Abuse Services
Counts of Admitted Clients Served by Funding Source for Each Agency During FY1999
GRAND LAKE M.H.C.

	Funding Source						
	Total	Mental Health	Substance Abuse	Domestic Violence	Residential Care	Medicaid	Other
Rogers	320	217	0	0	0	103	120
Tulsa	5	3	0	0	0	0	2
Washington	589	405	0	0	0	181	221
Out of State/Unknown	6	0	0	0	0	1	5
Other Indicators							
Deaf and Hearing Impaired	17	5	0	0	0	11	10
Dual Diagnosis	251	170	0	0	0	104	61
Homeless	43	36	0	0	0	8	4
SED (6-17)	396	240	0	0	0	0	280
SMI (If ever)	1,424	822	0	0	0	716	542

Notes: The same client may be counted in more than one category, e.g., clients can receive services under more than one contract source, in more than one "County of Residence," or may have multiple "Other Indicators." Please see Definition page for other considerations.

Oklahoma Department of Mental Health and Substance Abuse Services

Counts of Admitted Clients Served by Funding Source for Each Agency During FY1999

GREEN ACRES

	Total	Funding Source					
		Mental Health	Substance Abuse	Domestic Violence	Residential Care	Medicaid	Other
Total							
Unduplicated Count	29	0	0	0	29	0	0
Sex							
Female	11	0	0	0	11	0	0
Male	18	0	0	0	18	0	0
Age							
18-20	1	0	0	0	1	0	0
21-24	1	0	0	0	1	0	0
25-34	1	0	0	0	1	0	0
35-44	6	0	0	0	6	0	0
45-54	10	0	0	0	10	0	0
55-64	6	0	0	0	6	0	0
65-74	3	0	0	0	3	0	0
75-84	1	0	0	0	1	0	0
Race							
White	20	0	0	0	20	0	0
Black	1	0	0	0	1	0	0
Native American	8	0	0	0	8	0	0
Presenting Problem/Diagnosis							
Developmental Disorder	3	0	0	0	3	0	0
Mood Disorder	1	0	0	0	1	0	0
Other Psychotic	5	0	0	0	5	0	0
Social Conditions	20	0	0	0	20	0	0
County of Residence							
Cherokee	24	0	0	0	24	0	0
Delaware	5	0	0	0	5	0	0
Other Indicators							
Homeless	1	0	0	0	1	0	0
SMI (If ever)	29	0	0	0	29	0	0

Notes: The same client may be counted in more than one category, e.g., clients can receive services under more than one contract source, in more than one "County of Residence," or may have multiple "Other Indicators." Please see Definition page for other considerations.

Oklahoma Department of Mental Health and Substance Abuse Services

Counts of Admitted Clients Served by Funding Source for Each Agency During FY1999

GREEN COUNTRY BEHAVIORAL HEALTH SERVICES

	Total	Funding Source					
		Mental Health	Substance Abuse	Domestic Violence	Residential Care	Medicaid	Other
Total							
Unduplicated Count	1,071	751	62	0	34	390	0
Sex							
Female	597	377	59	0	13	267	0
Male	474	374	3	0	21	123	0
Age							
0-04	5	5	0	0	0	0	0
05-17	194	188	4	0	0	8	0
18-20	48	42	2	0	0	7	0
21-24	86	61	6	0	0	32	0
25-34	232	145	17	0	4	104	0
35-44	262	168	28	0	7	110	0
45-54	134	84	5	0	11	68	0
55-64	85	45	0	0	7	48	0
65-74	20	10	0	0	4	12	0
75-84	5	3	0	0	1	1	0
Race							
White	771	563	38	0	26	264	0
Black	210	122	14	0	6	100	0
Native American	76	54	9	0	2	24	0
Hispanic	14	12	1	0	0	2	0
Presenting Problem/Diagnosis							
Alcohol Abuse	27	13	14	0	0	10	0
Developmental Disorder	103	96	0	0	0	8	0
Mood Disorder	408	291	4	0	6	161	0
Non Alcohol/Drug Related Organic	9	3	0	0	1	6	0
Other Non-Psychotic	164	140	5	0	2	35	0
Other Psychotic	64	41	0	0	8	33	0
Personality Disorder	10	5	0	0	0	6	0
Schizophrenia	116	43	0	0	15	85	0
Social Conditions	105	90	0	0	2	23	0
Substance Related	63	27	39	0	0	23	0
Deferred/No Diagnosis	2	2	0	0	0	0	0
County of Residence							
Cherokee	1	0	0	0	0	1	0
Haskell	4	3	0	0	0	2	0
Kay	1	0	0	0	0	1	0
Latimer	1	0	0	0	0	1	0
Lincoln	1	1	0	0	0	0	0
Marshall	1	0	0	0	0	1	0
McIntosh	131	84	0	0	1	62	0
Muskogee	890	640	55	0	33	307	0
Okmulgee	2	1	0	0	0	1	0
Pittsburgh	5	4	0	0	0	1	0
Sequoyah	1	1	0	0	0	0	0
Tulsa	16	11	6	0	0	2	0
Wagoner	17	6	1	0	0	11	0
Other Indicators							
Deaf and Hearing Impaired	5	3	1	0	0	1	0
Dual Diagnosis	114	81	3	0	2	47	0

Notes: The same client may be counted in more than one category, e.g., clients can receive services under more than one contract source, in more than one "County of Residence," or may have multiple "Other Indicators." Please see Definition page for other considerations.

Oklahoma Department of Mental Health and Substance Abuse Services
 Counts of Admitted Clients Served by Funding Source for Each Agency During FY1999
GREEN COUNTRY BEHAVIORAL HEALTH SERVICES

	Funding Source						
	Total	Mental Health	Substance Abuse	Domestic Violence	Residential Care	Medicaid Other	
Homeless	59	32	26	0	0	23	0
SED (6-17)	136	136	0	0	0	1	0
SMI (If ever)	674	412	26	0	34	332	0

Notes: The same client may be counted in more than one category, e.g., clients can receive services under more than one contract source, in more than one "County of Residence," or may have multiple "Other Indicators." Please see Definition page for other considerations.

Oklahoma Department of Mental Health and Substance Abuse Services

Counts of Admitted Clients Served by Funding Source for Each Agency During FY1999

GRIFFIN MEMORIAL HOSPITAL

	Total	Funding Source					
		Mental Health	Substance Abuse	Domestic Violence	Residential Care	Medicaid	Other
Total							
Unduplicated Count	739	739	0	0	0	0	0
Sex							
Female	303	303	0	0	0	0	0
Male	436	436	0	0	0	0	0
Age							
18-20	37	37	0	0	0	0	0
21-24	57	57	0	0	0	0	0
25-34	208	208	0	0	0	0	0
35-44	234	234	0	0	0	0	0
45-54	124	124	0	0	0	0	0
55-64	48	48	0	0	0	0	0
65-74	28	28	0	0	0	0	0
75-84	2	2	0	0	0	0	0
85+	1	1	0	0	0	0	0
Race							
White	557	557	0	0	0	0	0
Black	123	123	0	0	0	0	0
Native American	36	36	0	0	0	0	0
Hispanic	15	15	0	0	0	0	0
Asian	8	8	0	0	0	0	0
Presenting Problem/Diagnosis							
Alcohol Abuse	37	37	0	0	0	0	0
Developmental Disorder	3	3	0	0	0	0	0
Mood Disorder	238	238	0	0	0	0	0
Non Alcohol/Drug Related Organic	11	11	0	0	0	0	0
Other Non-Psychotic	20	20	0	0	0	0	0
Other Psychotic	219	219	0	0	0	0	0
Personality Disorder	1	1	0	0	0	0	0
Schizophrenia	173	173	0	0	0	0	0
Social Conditions	2	2	0	0	0	0	0
Substance Related	33	33	0	0	0	0	0
Deferred/No Diagnosis	2	2	0	0	0	0	0
County of Residence							
Beckham	1	1	0	0	0	0	0
Bryan	18	18	0	0	0	0	0
Caddo	3	3	0	0	0	0	0
Canadian	11	11	0	0	0	0	0
Carter	26	26	0	0	0	0	0
Cherokee	1	1	0	0	0	0	0
Cleveland	138	138	0	0	0	0	0
Coal	1	1	0	0	0	0	0
Craig	2	2	0	0	0	0	0
Creek	1	1	0	0	0	0	0
Custer	2	2	0	0	0	0	0
Garfield	2	2	0	0	0	0	0
Garvin	24	24	0	0	0	0	0
Grady	14	14	0	0	0	0	0
Hughes	1	1	0	0	0	0	0
Johnston	8	8	0	0	0	0	0

Notes: The same client may be counted in more than one category, e.g., clients can receive services under more than one contract source, in more than one "County of Residence," or may have multiple "Other Indicators." Please see Definition page for other considerations.

Oklahoma Department of Mental Health and Substance Abuse Services

Counts of Admitted Clients Served by Funding Source for Each Agency During FY1999

GRIFFIN MEMORIAL HOSPITAL

	Funding Source						
	Total	Mental Health	Substance Abuse	Domestic Violence	Residential Care	Medicaid	Other
Kingfisher	1	1	0	0	0	0	0
LeFlore	1	1	0	0	0	0	0
Lincoln	11	11	0	0	0	0	0
Logan	10	10	0	0	0	0	0
Love	5	5	0	0	0	0	0
Marshall	3	3	0	0	0	0	0
Mayes	2	2	0	0	0	0	0
McClain	22	22	0	0	0	0	0
McIntosh	1	1	0	0	0	0	0
Murray	6	6	0	0	0	0	0
Muskogee	1	1	0	0	0	0	0
Okfuskee	12	12	0	0	0	0	0
Oklahoma	305	305	0	0	0	0	0
Okmulgee	1	1	0	0	0	0	0
Osage	2	2	0	0	0	0	0
Ottawa	1	1	0	0	0	0	0
Pontotoc	10	10	0	0	0	0	0
Pottawatomie	38	38	0	0	0	0	0
Pushmataha	2	2	0	0	0	0	0
Rogers	1	1	0	0	0	0	0
Seminole	27	27	0	0	0	0	0
Stephens	1	1	0	0	0	0	0
Tulsa	9	9	0	0	0	0	0
Washington	1	1	0	0	0	0	0
Woodward	1	1	0	0	0	0	0
Out of State/Unknown	12	12	0	0	0	0	0
Other Indicators							
Deaf and Hearing Impaired	12	12	0	0	0	0	0
Dual Diagnosis	182	182	0	0	0	0	0
Homeless	126	126	0	0	0	0	0
SMI (If ever)	689	689	0	0	0	0	0

Notes: The same client may be counted in more than one category, e.g., clients can receive services under more than one contract source, in more than one "County of Residence," or may have multiple "Other Indicators." Please see Definition page for other considerations.

Oklahoma Department of Mental Health and Substance Abuse Services

Counts of Admitted Clients Served by Funding Source for Each Agency During FY1999

HAV-TAPINC DBA, THE HARBOR

	Total	Funding Source					
		Mental Health	Substance Abuse	Domestic Violence	Residential Care	Medicaid	Other
Total							
Unduplicated Count	55	0	0	0	55	0	0
Sex							
Female	18	0	0	0	18	0	0
Male	37	0	0	0	37	0	0
Age							
21-24	1	0	0	0	1	0	0
25-34	6	0	0	0	6	0	0
35-44	20	0	0	0	20	0	0
45-54	17	0	0	0	17	0	0
55-64	7	0	0	0	7	0	0
65-74	4	0	0	0	4	0	0
Race							
White	40	0	0	0	40	0	0
Black	14	0	0	0	14	0	0
Hispanic	1	0	0	0	1	0	0
Presenting Problem/Diagnosis							
Alcohol Abuse	1	0	0	0	1	0	0
Mood Disorder	19	0	0	0	19	0	0
Other Psychotic	30	0	0	0	30	0	0
Social Conditions	1	0	0	0	1	0	0
Deferred/No Diagnosis	4	0	0	0	4	0	0
County of Residence							
Canadian	4	0	0	0	4	0	0
Cleveland	12	0	0	0	12	0	0
Custer	1	0	0	0	1	0	0
Nowata	1	0	0	0	1	0	0
Oklahoma	36	0	0	0	36	0	0
Out of State/Unknown	1	0	0	0	1	0	0
Other Indicators							
Deaf and Hearing Impaired	1	0	0	0	1	0	0
SMI (If ever)	54	0	0	0	54	0	0

Notes: The same client may be counted in more than one category, e.g., clients can receive services under more than one contract source, in more than one "County of Residence," or may have multiple "Other Indicators." Please see Definition page for other considerations.

Oklahoma Department of Mental Health and Substance Abuse Services

Counts of Admitted Clients Served by Funding Source for Each Agency During FY1999

HELP-IN-CRISIS, INC.

	Total	Funding Source					
		Mental Health	Substance Abuse	Domestic Violence	Residential Care	Medicaid	Other
Total							
Unduplicated Count	332	0	0	332	0	0	0
Sex							
Female	255	0	0	255	0	0	0
Male	77	0	0	77	0	0	0
Age							
0-04	57	0	0	57	0	0	0
05-17	109	0	0	109	0	0	0
18-20	19	0	0	19	0	0	0
21-24	22	0	0	22	0	0	0
25-34	66	0	0	66	0	0	0
35-44	43	0	0	43	0	0	0
45-54	14	0	0	14	0	0	0
55-64	1	0	0	1	0	0	0
75-84	1	0	0	1	0	0	0
Race							
White	154	0	0	154	0	0	0
Black	6	0	0	6	0	0	0
Native American	160	0	0	160	0	0	0
Hispanic	12	0	0	12	0	0	0
Presenting Problem/Diagnosis							
Social Conditions	331	0	0	331	0	0	0
Deferred/No Diagnosis	1	0	0	1	0	0	0
County of Residence							
Adair	58	0	0	58	0	0	0
Beckham	1	0	0	1	0	0	0
Cherokee	178	0	0	178	0	0	0
Custer	2	0	0	2	0	0	0
Delaware	1	0	0	1	0	0	0
Hughes	1	0	0	1	0	0	0
LeFlore	2	0	0	2	0	0	0
Mayes	6	0	0	6	0	0	0
Muskogee	14	0	0	14	0	0	0
Rogers	1	0	0	1	0	0	0
Sequoyah	12	0	0	12	0	0	0
Tulsa	1	0	0	1	0	0	0
Wagoner	44	0	0	44	0	0	0
Washita	2	0	0	2	0	0	0
Out of State/Unknown	9	0	0	9	0	0	0
Other Indicators							
Deaf and Hearing Impaired	1	0	0	1	0	0	0
Homeless	148	0	0	148	0	0	0
SMI (If ever)	25	0	0	25	0	0	0

Notes: The same client may be counted in more than one category, e.g., clients can receive services under more than one contract source, in more than one "County of Residence," or may have multiple "Other Indicators." Please see Definition page for other considerations.

Oklahoma Department of Mental Health and Substance Abuse Services

Counts of Admitted Clients Served by Funding Source for Each Agency During FY1999

HIGH CEDAR RESIDENTIAL CARE

	Total	Funding Source					
		Mental Health	Substance Abuse	Domestic Violence	Residential Care	Medicaid	Other
Total							
Unduplicated Count	29	0	0	0	29	0	0
Sex							
Female	8	0	0	0	8	0	0
Male	21	0	0	0	21	0	0
Age							
18-20	1	0	0	0	1	0	0
25-34	3	0	0	0	3	0	0
35-44	11	0	0	0	11	0	0
45-54	10	0	0	0	10	0	0
55-64	3	0	0	0	3	0	0
75-84	1	0	0	0	1	0	0
Race							
White	27	0	0	0	27	0	0
Native American	1	0	0	0	1	0	0
Hispanic	1	0	0	0	1	0	0
Presenting Problem/Diagnosis							
Developmental Disorder	2	0	0	0	2	0	0
Mood Disorder	21	0	0	0	21	0	0
Other Psychotic	4	0	0	0	4	0	0
Social Conditions	2	0	0	0	2	0	0
County of Residence							
Canadian	1	0	0	0	1	0	0
Cleveland	17	0	0	0	17	0	0
Craig	1	0	0	0	1	0	0
Noble	6	0	0	0	6	0	0
Oklahoma	1	0	0	0	1	0	0
Seminole	1	0	0	0	1	0	0
Tulsa	1	0	0	0	1	0	0
Wagoner	1	0	0	0	1	0	0
Other Indicators							
SMI (If ever)	29	0	0	0	29	0	0

Notes: The same client may be counted in more than one category, e.g., clients can receive services under more than one contract source, in more than one "County of Residence," or may have multiple "Other Indicators." Please see Definition page for other considerations.

Oklahoma Department of Mental Health and Substance Abuse Services

Counts of Admitted Clients Served by Funding Source for Each Agency During FY1999

HIV RESOURCE CONSORTIUM

	Total	Funding Source					
		Mental Health	Substance Abuse	Domestic Violence	Residential Care	Medicaid	Other
Total							
Unduplicated Count	379	0	379	0	0	0	0
Sex							
Female	57	0	57	0	0	0	0
Male	322	0	322	0	0	0	0
Age							
18-20	3	0	3	0	0	0	0
21-24	12	0	12	0	0	0	0
25-34	136	0	136	0	0	0	0
35-44	167	0	167	0	0	0	0
45-54	55	0	55	0	0	0	0
55-64	6	0	6	0	0	0	0
Race							
White	275	0	275	0	0	0	0
Black	65	0	65	0	0	0	0
Native American	27	0	27	0	0	0	0
Hispanic	11	0	11	0	0	0	0
Asian	1	0	1	0	0	0	0
Presenting Problem/Diagnosis							
Alcohol Abuse	26	0	26	0	0	0	0
Mood Disorder	8	0	8	0	0	0	0
Other Psychotic	1	0	1	0	0	0	0
Social Conditions	2	0	2	0	0	0	0
Substance Related	27	0	27	0	0	0	0
Deferred/No Diagnosis	315	0	315	0	0	0	0
County of Residence							
Adair	3	0	3	0	0	0	0
Cherokee	4	0	4	0	0	0	0
Craig	3	0	3	0	0	0	0
Creek	9	0	9	0	0	0	0
Delaware	3	0	3	0	0	0	0
Haskell	3	0	3	0	0	0	0
LeFlore	6	0	6	0	0	0	0
Lincoln	1	0	1	0	0	0	0
Logan	1	0	1	0	0	0	0
Mayes	2	0	2	0	0	0	0
McIntosh	4	0	4	0	0	0	0
Muskogee	15	0	15	0	0	0	0
Okfuskee	2	0	2	0	0	0	0
Oklahoma	2	0	2	0	0	0	0
Okmulgee	6	0	6	0	0	0	0
Osage	9	0	9	0	0	0	0
Ottawa	1	0	1	0	0	0	0
Pawnee	1	0	1	0	0	0	0
Payne	4	0	4	0	0	0	0
Pittsburgh	3	0	3	0	0	0	0
Rogers	12	0	12	0	0	0	0
Sequoyah	9	0	9	0	0	0	0
Tulsa	266	0	266	0	0	0	0
Wagoner	8	0	8	0	0	0	0

Notes: The same client may be counted in more than one category, e.g., clients can receive services under more than one contract source, in more than one "County of Residence," or may have multiple "Other Indicators." Please see Definition page for other considerations.

Oklahoma Department of Mental Health and Substance Abuse Services
Counts of Admitted Clients Served by Funding Source for Each Agency During FY1999
HIV RESOURCE CONSORTIUM

	Total	Funding Source					
		Mental Health	Substance Abuse	Domestic Violence	Residential Care	Medicaid	Other
Washington	2	0	2	0	0	0	0
Other Indicators							
Homeless	14	0	14	0	0	0	0
SMI (If ever)	59	0	59	0	0	0	0

Notes: The same client may be counted in more than one category, e.g., clients can receive services under more than one contract source, in more than one "County of Residence," or may have multiple "Other Indicators." Please see Definition page for other considerations.

Oklahoma Department of Mental Health and Substance Abuse Services

Counts of Admitted Clients Served by Funding Source for Each Agency During FY1999

HOMINY HEALTH SRVCS CTR INC.

	Total	Funding Source					
		Mental Health	Substance Abuse	Domestic Violence	Residential Care	Medicaid	Other
Total							
Unduplicated Count	161	22	152	0	0	0	6
Sex							
Female	85	14	79	0	0	0	4
Male	76	8	73	0	0	0	2
Age							
05-17	43	1	41	0	0	0	3
18-20	21	1	20	0	0	0	1
21-24	9	1	9	0	0	0	0
25-34	31	3	31	0	0	0	0
35-44	33	8	29	0	0	0	2
45-54	14	6	13	0	0	0	0
55-64	6	1	6	0	0	0	0
65-74	4	1	3	0	0	0	0
Race							
White	108	17	100	0	0	0	6
Black	5	0	5	0	0	0	0
Native American	43	5	42	0	0	0	0
Hispanic	5	0	5	0	0	0	0
Presenting Problem/Diagnosis							
Alcohol Abuse	46	3	46	0	0	0	0
Developmental Disorder	3	0	2	0	0	0	1
Mood Disorder	16	4	12	0	0	0	3
Other Non-Psychotic	30	6	30	0	0	0	2
Personality Disorder	10	2	9	0	0	0	0
Schizophrenia	2	2	1	0	0	0	0
Social Conditions	16	4	14	0	0	0	0
Substance Related	38	1	38	0	0	0	0
County of Residence							
Osage	92	10	86	0	0	0	6
Ottawa	2	0	2	0	0	0	0
Pawnee	66	12	63	0	0	0	0
Tulsa	1	0	1	0	0	0	0
Other Indicators							
Dual Diagnosis	13	1	12	0	0	0	1
SMI (If ever)	24	7	23	0	0	0	0

Notes: The same client may be counted in more than one category, e.g., clients can receive services under more than one contract source, in more than one "County of Residence," or may have multiple "Other Indicators." Please see Definition page for other considerations.

Oklahoma Department of Mental Health and Substance Abuse Services

Counts of Admitted Clients Served by Funding Source for Each Agency During FY1999

HOPE COMMUNITY SERVICES, INC.

	Total	Funding Source					
		Mental Health	Substance Abuse	Domestic Violence	Residential Care	Medicaid	Other
Total							
Unduplicated Count	1,271	997	0	0	0	448	630
Sex							
Female	756	579	0	0	0	290	354
Male	515	418	0	0	0	158	276
Age							
0-04	11	8	0	0	0	3	11
05-17	198	150	0	0	0	33	176
18-20	31	26	0	0	0	4	13
21-24	74	67	0	0	0	16	18
25-34	241	197	0	0	0	98	91
35-44	337	274	0	0	0	123	142
45-54	238	178	0	0	0	112	105
55-64	105	76	0	0	0	42	49
65-74	28	16	0	0	0	14	20
75-84	6	3	0	0	0	3	4
85+	2	2	0	0	0	0	1
Race							
White	991	777	0	0	0	350	493
Black	168	129	0	0	0	66	84
Native American	44	34	0	0	0	14	23
Hispanic	54	46	0	0	0	16	28
Asian	14	11	0	0	0	2	2
Presenting Problem/Diagnosis							
Alcohol Abuse	1	1	0	0	0	0	0
Developmental Disorder	100	73	0	0	0	24	93
Mood Disorder	528	428	0	0	0	147	215
Non Alcohol/Drug Related Organic	11	7	0	0	0	5	4
Other Non-Psychotic	151	120	0	0	0	41	78
Other Psychotic	171	137	0	0	0	84	77
Personality Disorder	4	3	0	0	0	3	2
Schizophrenia	285	214	0	0	0	141	150
Social Conditions	15	10	0	0	0	1	9
Substance Related	4	3	0	0	0	2	2
Deferred/No Diagnosis	1	1	0	0	0	0	0
County of Residence							
Cleveland	10	10	0	0	0	1	1
Creek	1	0	0	0	0	1	0
Kingfisher	1	1	0	0	0	0	1
McClain	1	1	0	0	0	0	0
Murray	1	1	0	0	0	0	0
Oklahoma	1,257	984	0	0	0	446	628
Other Indicators							
Deaf and Hearing Impaired	10	6	0	0	0	7	5
Dual Diagnosis	237	193	0	0	0	82	96
Homeless	49	42	0	0	0	12	17
SED (6-17)	124	99	0	0	0	26	115
SMI (If ever)	993	782	0	0	0	405	421

Notes: The same client may be counted in more than one category, e.g., clients can receive services under more than one contract source, in more than one "County of Residence," or may have multiple "Other Indicators." Please see Definition page for other considerations.

Oklahoma Department of Mental Health and Substance Abuse Services

Counts of Admitted Clients Served by Funding Source for Each Agency During FY1999

HOUSE OF HOPE, INC.

	Total	Funding Source					
		Mental Health	Substance Abuse	Domestic Violence	Residential Care	Medicaid	Other
Total							
Unduplicated Count	134	0	134	0	0	0	0
Sex							
Female	8	0	8	0	0	0	0
Male	126	0	126	0	0	0	0
Age							
05-17	18	0	18	0	0	0	0
18-20	12	0	12	0	0	0	0
21-24	15	0	15	0	0	0	0
25-34	45	0	45	0	0	0	0
35-44	30	0	30	0	0	0	0
45-54	11	0	11	0	0	0	0
55-64	2	0	2	0	0	0	0
65-74	1	0	1	0	0	0	0
Race							
White	96	0	96	0	0	0	0
Black	14	0	14	0	0	0	0
Native American	22	0	22	0	0	0	0
Hispanic	2	0	2	0	0	0	0
Presenting Problem/Diagnosis							
Alcohol Abuse	60	0	60	0	0	0	0
Substance Related	74	0	74	0	0	0	0
County of Residence							
Caddo	1	0	1	0	0	0	0
Canadian	1	0	1	0	0	0	0
Cherokee	4	0	4	0	0	0	0
Craig	7	0	7	0	0	0	0
Creek	1	0	1	0	0	0	0
Custer	1	0	1	0	0	0	0
Delaware	40	0	40	0	0	0	0
Garfield	1	0	1	0	0	0	0
Kay	2	0	2	0	0	0	0
LeFlore	1	0	1	0	0	0	0
Mayes	1	0	1	0	0	0	0
McCurtain	1	0	1	0	0	0	0
McIntosh	1	0	1	0	0	0	0
Muskogee	6	0	6	0	0	0	0
Oklahoma	1	0	1	0	0	0	0
Ottawa	18	0	18	0	0	0	0
Pawnee	2	0	2	0	0	0	0
Payne	1	0	1	0	0	0	0
Pittsburgh	1	0	1	0	0	0	0
Rogers	3	0	3	0	0	0	0
Tulsa	24	0	24	0	0	0	0
Washington	14	0	14	0	0	0	0
Washita	1	0	1	0	0	0	0
Out of State/Unknown	1	0	1	0	0	0	0
Other Indicators							
Deaf and Hearing Impaired	1	0	1	0	0	0	0
Homeless	8	0	8	0	0	0	0

Notes: The same client may be counted in more than one category, e.g., clients can receive services under more than one contract source, in more than one "County of Residence," or may have multiple "Other Indicators." Please see Definition page for other considerations.

Oklahoma Department of Mental Health and Substance Abuse Services
 Counts of Admitted Clients Served by Funding Source for Each Agency During FY1999
HOUSE OF HOPE, INC.

	Funding Source						
	Total	Mental Health	Substance Abuse	Domestic Violence	Residential Care	Medicaid	Other
SMI (If ever)	17	0	17	0	0	0	0

Notes: The same client may be counted in more than one category, e.g., clients can receive services under more than one contract source, in more than one "County of Residence," or may have multiple "Other Indicators." Please see Definition page for other considerations.

Oklahoma Department of Mental Health and Substance Abuse Services

Counts of Admitted Clients Served by Funding Source for Each Agency During FY1999

INDIAN HEALTH CARE RESOURCE CENTER

	Total	Funding Source					
		Mental Health	Substance Abuse	Domestic Violence	Residential Care	Medicaid	Other
Total							
Unduplicated Count	171	0	171	0	0	0	0
Sex							
Female	97	0	97	0	0	0	0
Male	74	0	74	0	0	0	0
Age							
05-17	14	0	14	0	0	0	0
18-20	4	0	4	0	0	0	0
21-24	19	0	19	0	0	0	0
25-34	61	0	61	0	0	0	0
35-44	59	0	59	0	0	0	0
45-54	13	0	13	0	0	0	0
55-64	1	0	1	0	0	0	0
Race							
White	25	0	25	0	0	0	0
Black	8	0	8	0	0	0	0
Native American	136	0	136	0	0	0	0
Hispanic	2	0	2	0	0	0	0
Presenting Problem/Diagnosis							
Alcohol Abuse	66	0	66	0	0	0	0
Mood Disorder	2	0	2	0	0	0	0
Social Conditions	17	0	17	0	0	0	0
Substance Related	77	0	77	0	0	0	0
Deferred/No Diagnosis	9	0	9	0	0	0	0
County of Residence							
Adair	1	0	1	0	0	0	0
McCurtain	1	0	1	0	0	0	0
Tulsa	169	0	169	0	0	0	0
Other Indicators							
Homeless	4	0	4	0	0	0	0
SMI (If ever)	26	0	26	0	0	0	0

Notes: The same client may be counted in more than one category, e.g., clients can receive services under more than one contract source, in more than one "County of Residence," or may have multiple "Other Indicators." Please see Definition page for other considerations.

Oklahoma Department of Mental Health and Substance Abuse Services

Counts of Admitted Clients Served by Funding Source for Each Agency During FY1999

JIM TALIAFERRO CMHC

	Total	Funding Source					
		Mental Health	Substance Abuse	Domestic Violence	Residential Care	Medicaid	Other
Total							
Unduplicated Count	1,495	1,436	114	0	0	0	1
Sex							
Female	820	797	57	0	0	0	0
Male	675	639	57	0	0	0	1
Age							
0-04	28	28	0	0	0	0	0
05-17	207	207	1	0	0	0	0
18-20	50	46	6	0	0	0	0
21-24	85	80	11	0	0	0	0
25-34	282	263	36	0	0	0	0
35-44	401	378	42	0	0	0	0
45-54	261	255	15	0	0	0	1
55-64	117	115	2	0	0	0	0
65-74	49	49	1	0	0	0	0
75-84	13	13	0	0	0	0	0
85+	2	2	0	0	0	0	0
Race							
White	1,014	981	74	0	0	0	1
Black	288	270	27	0	0	0	0
Native American	95	88	10	0	0	0	0
Hispanic	74	74	2	0	0	0	0
Asian	24	23	1	0	0	0	0
Presenting Problem/Diagnosis							
Alcohol Abuse	104	77	42	0	0	0	0
Developmental Disorder	79	78	1	0	0	0	0
Mood Disorder	477	477	15	0	0	0	0
Non Alcohol/Drug Related Organic	11	11	0	0	0	0	0
Other Non-Psychotic	282	282	3	0	0	0	0
Other Psychotic	205	205	2	0	0	0	0
Personality Disorder	2	2	0	0	0	0	1
Schizophrenia	204	204	3	0	0	0	0
Social Conditions	32	32	0	0	0	0	0
Substance Related	94	63	48	0	0	0	0
Deferred/No Diagnosis	5	5	0	0	0	0	0
County of Residence							
Beckham	1	1	0	0	0	0	0
Caddo	114	110	7	0	0	0	0
Cherokee	2	2	0	0	0	0	0
Coal	1	1	0	0	0	0	0
Comanche	862	812	94	0	0	0	1
Cotton	35	33	5	0	0	0	0
Craig	1	1	0	0	0	0	0
Creek	1	1	0	0	0	0	0
Garvin	2	2	0	0	0	0	0
Grady	22	22	0	0	0	0	0
Greer	2	2	0	0	0	0	0
Harmon	11	11	0	0	0	0	0
Jackson	160	160	2	0	0	0	0
Jefferson	18	18	1	0	0	0	0

Notes: The same client may be counted in more than one category, e.g., clients can receive services under more than one contract source, in more than one "County of Residence," or may have multiple "Other Indicators." Please see Definition page for other considerations.

Oklahoma Department of Mental Health and Substance Abuse Services

Counts of Admitted Clients Served by Funding Source for Each Agency During FY1999

JIM TALIAFERRO CMHC

	Funding Source						
	Total	Mental Health	Substance Abuse	Domestic Violence	Residential Care	Medicaid	Other
Kiowa	15	15	0	0	0	0	0
McClain	1	1	0	0	0	0	0
Oklahoma	3	3	0	0	0	0	0
Sequoyah	1	1	0	0	0	0	0
Stephens	197	195	4	0	0	0	0
Tillman	38	37	1	0	0	0	0
Tulsa	2	2	0	0	0	0	0
Wagoner	1	1	0	0	0	0	0
Out of State/Unknown	5	5	0	0	0	0	0
Other Indicators							
Deaf and Hearing Impaired	5	5	0	0	0	0	0
Dual Diagnosis	62	62	7	0	0	0	0
Homeless	40	37	5	0	0	0	0
SED (6-17)	43	43	0	0	0	0	0
SMI (If ever)	633	629	18	0	0	0	1

Notes: The same client may be counted in more than one category, e.g., clients can receive services under more than one contract source, in more than one "County of Residence," or may have multiple "Other Indicators." Please see Definition page for other considerations.

Oklahoma Department of Mental Health and Substance Abuse Services

Counts of Admitted Clients Served by Funding Source for Each Agency During FY1999

KIAMICHI COUNCIL ON ALCOHOLISM

	Total	Funding Source					Other
		Mental Health	Substance Abuse	Domestic Violence	Residential Care	Medicaid	
Total							
Unduplicated Count	430	0	430	0	0	3	77
Sex							
Female	144	0	144	0	0	1	20
Male	286	0	286	0	0	2	57
Age							
05-17	50	0	50	0	0	0	9
18-20	44	0	44	0	0	0	8
21-24	52	0	52	0	0	0	9
25-34	120	0	120	0	0	1	29
35-44	94	0	94	0	0	1	13
45-54	49	0	49	0	0	1	4
55-64	19	0	19	0	0	0	5
65-74	2	0	2	0	0	0	0
Race							
White	315	0	315	0	0	1	53
Black	36	0	36	0	0	0	8
Native American	71	0	71	0	0	2	14
Hispanic	8	0	8	0	0	0	2
Presenting Problem/Diagnosis							
Alcohol Abuse	174	0	174	0	0	2	37
Social Conditions	12	0	12	0	0	0	0
Substance Related	238	0	238	0	0	1	40
Deferred/No Diagnosis	6	0	6	0	0	0	0
County of Residence							
Adair	1	0	1	0	0	0	0
Bryan	98	0	98	0	0	0	7
Carter	1	0	1	0	0	0	0
Choctaw	103	0	103	0	0	0	16
Cimarron	1	0	1	0	0	0	0
Cleveland	3	0	3	0	0	0	0
Johnston	2	0	2	0	0	0	0
Marshall	3	0	3	0	0	0	0
McCurtain	186	0	186	0	0	1	49
Murray	1	0	1	0	0	0	0
Oklahoma	1	0	1	0	0	0	0
Pushmataha	28	0	28	0	0	2	3
Out of State/Unknown	2	0	2	0	0	0	2
Other Indicators							
Homeless	4	0	4	0	0	0	1
SED (6-17)	1	0	1	0	0	0	0
SMI (If ever)	27	0	27	0	0	1	6

Notes: The same client may be counted in more than one category, e.g., clients can receive services under more than one contract source, in more than one "County of Residence," or may have multiple "Other Indicators." Please see Definition page for other considerations.

Oklahoma Department of Mental Health and Substance Abuse Services

Counts of Admitted Clients Served by Funding Source for Each Agency During FY1999

LAKE FRANCIS RETIREMENT CENTER

	Total	Funding Source					
		Mental Health	Substance Abuse	Domestic Violence	Residential Care	Medicaid	Other
Total							
Unduplicated Count	31	0	0	0	31	0	0
Sex							
Female	15	0	0	0	15	0	0
Male	16	0	0	0	16	0	0
Age							
25-34	2	0	0	0	2	0	0
35-44	9	0	0	0	9	0	0
45-54	4	0	0	0	4	0	0
55-64	7	0	0	0	7	0	0
65-74	7	0	0	0	7	0	0
75-84	2	0	0	0	2	0	0
Race							
White	25	0	0	0	25	0	0
Black	2	0	0	0	2	0	0
Native American	4	0	0	0	4	0	0
Presenting Problem/Diagnosis							
Alcohol Abuse	1	0	0	0	1	0	0
Developmental Disorder	2	0	0	0	2	0	0
Mood Disorder	1	0	0	0	1	0	0
Other Psychotic	24	0	0	0	24	0	0
Deferred/No Diagnosis	3	0	0	0	3	0	0
County of Residence							
Adair	28	0	0	0	28	0	0
Alfalfa	3	0	0	0	3	0	0
Other Indicators							
Homeless	1	0	0	0	1	0	0
SMI (If ever)	31	0	0	0	31	0	0

Notes: The same client may be counted in more than one category, e.g., clients can receive services under more than one contract source, in more than one "County of Residence," or may have multiple "Other Indicators." Please see Definition page for other considerations.

Oklahoma Department of Mental Health and Substance Abuse Services

Counts of Admitted Clients Served by Funding Source for Each Agency During FY1999

LARI'S RES CARE

	Total	Funding Source					
		Mental Health	Substance Abuse	Domestic Violence	Residential Care	Medicaid	Other
Total							
Unduplicated Count	29	0	0	0	29	0	0
Sex							
Female	16	0	0	0	16	0	0
Male	13	0	0	0	13	0	0
Age							
21-24	1	0	0	0	1	0	0
25-34	3	0	0	0	3	0	0
35-44	8	0	0	0	8	0	0
45-54	10	0	0	0	10	0	0
55-64	1	0	0	0	1	0	0
65-74	4	0	0	0	4	0	0
75-84	2	0	0	0	2	0	0
Race							
White	25	0	0	0	25	0	0
Black	3	0	0	0	3	0	0
Hispanic	1	0	0	0	1	0	0
Presenting Problem/Diagnosis							
Mood Disorder	1	0	0	0	1	0	0
Other Psychotic	28	0	0	0	28	0	0
County of Residence							
Mayes	29	0	0	0	29	0	0
Other Indicators							
SMI (If ever)	29	0	0	0	29	0	0

Notes: The same client may be counted in more than one category, e.g., clients can receive services under more than one contract source, in more than one "County of Residence," or may have multiple "Other Indicators." Please see Definition page for other considerations.

Oklahoma Department of Mental Health and Substance Abuse Services

Counts of Admitted Clients Served by Funding Source for Each Agency During FY1999

LASTSTOP

	Total	Funding Source					
		Mental Health	Substance Abuse	Domestic Violence	Residential Care	Medicaid	Other
Total							
Unduplicated Count	257	0	257	0	0	0	0
Sex							
Male	257	0	257	0	0	0	0
Age							
05-17	1	0	1	0	0	0	0
18-20	5	0	5	0	0	0	0
21-24	12	0	12	0	0	0	0
25-34	63	0	63	0	0	0	0
35-44	114	0	114	0	0	0	0
45-54	47	0	47	0	0	0	0
55-64	15	0	15	0	0	0	0
Race							
White	179	0	179	0	0	0	0
Black	47	0	47	0	0	0	0
Native American	29	0	29	0	0	0	0
Hispanic	2	0	2	0	0	0	0
Presenting Problem/Diagnosis							
Alcohol Abuse	159	0	159	0	0	0	0
Substance Related	98	0	98	0	0	0	0
County of Residence							
Atoka	1	0	1	0	0	0	0
Beckham	1	0	1	0	0	0	0
Blaine	1	0	1	0	0	0	0
Bryan	2	0	2	0	0	0	0
Caddo	4	0	4	0	0	0	0
Canadian	5	0	5	0	0	0	0
Carter	2	0	2	0	0	0	0
Cherokee	2	0	2	0	0	0	0
Cleveland	5	0	5	0	0	0	0
Comanche	2	0	2	0	0	0	0
Cotton	1	0	1	0	0	0	0
Craig	3	0	3	0	0	0	0
Creek	4	0	4	0	0	0	0
Custer	2	0	2	0	0	0	0
Delaware	2	0	2	0	0	0	0
Garfield	2	0	2	0	0	0	0
Garvin	1	0	1	0	0	0	0
Grady	2	0	2	0	0	0	0
Haskell	2	0	2	0	0	0	0
Jefferson	1	0	1	0	0	0	0
Kay	5	0	5	0	0	0	0
Lincoln	2	0	2	0	0	0	0
Logan	4	0	4	0	0	0	0
Love	1	0	1	0	0	0	0
Major	1	0	1	0	0	0	0
Mayes	2	0	2	0	0	0	0
McClain	1	0	1	0	0	0	0
McCurtain	1	0	1	0	0	0	0
Muskogee	7	0	7	0	0	0	0

Notes: The same client may be counted in more than one category, e.g., clients can receive services under more than one contract source, in more than one "County of Residence," or may have multiple "Other Indicators." Please see Definition page for other considerations.

Oklahoma Department of Mental Health and Substance Abuse Services

Counts of Admitted Clients Served by Funding Source for Each Agency During FY1999

LASTSTOP

	Funding Source						
	Total	Mental Health	Substance Abuse	Domestic Violence	Residential Care	Medicaid	Other
Noble	1	0	1	0	0	0	0
Nowata	1	0	1	0	0	0	0
Okfuskee	2	0	2	0	0	0	0
Oklahoma	23	0	23	0	0	0	0
Okmulgee	3	0	3	0	0	0	0
Osage	1	0	1	0	0	0	0
Ottawa	4	0	4	0	0	0	0
Pawnee	2	0	2	0	0	0	0
Payne	3	0	3	0	0	0	0
Pittsburgh	4	0	4	0	0	0	0
Pottawatomie	6	0	6	0	0	0	0
Pushmataha	1	0	1	0	0	0	0
Rogers	6	0	6	0	0	0	0
Seminole	1	0	1	0	0	0	0
Sequoyah	1	0	1	0	0	0	0
Stephens	7	0	7	0	0	0	0
Texas	1	0	1	0	0	0	0
Tillman	1	0	1	0	0	0	0
Tulsa	102	0	102	0	0	0	0
Wagoner	5	0	5	0	0	0	0
Washington	4	0	4	0	0	0	0
Washita	1	0	1	0	0	0	0
Woods	2	0	2	0	0	0	0
Woodward	1	0	1	0	0	0	0
Out of State/Unknown	5	0	5	0	0	0	0
Other Indicators							
SMI (If ever)	27	0	27	0	0	0	0

Notes: The same client may be counted in more than one category, e.g., clients can receive services under more than one contract source, in more than one "County of Residence," or may have multiple "Other Indicators." Please see Definition page for other considerations.

Oklahoma Department of Mental Health and Substance Abuse Services
Counts of Admitted Clients Served by Funding Source for Each Agency During FY1999
LEFLORE COUNTY YOUTH & FAMILY SERVICES, INC.

		Funding Source						
		Total	Mental Health	Substance Abuse	Domestic Violence	Residential Care	Medicaid	Other
Total	Unduplicated Count	199	0	199	0	0	0	0
Sex	Female	96	0	96	0	0	0	0
	Male	103	0	103	0	0	0	0
Age	05-17	174	0	174	0	0	0	0
	18-20	23	0	23	0	0	0	0
	21-24	1	0	1	0	0	0	0
	25-34	1	0	1	0	0	0	0
Race	White	154	0	154	0	0	0	0
	Black	9	0	9	0	0	0	0
	Native American	30	0	30	0	0	0	0
	Hispanic	6	0	6	0	0	0	0
Presenting Problem/Diagnosis	Substance Related	199	0	199	0	0	0	0
County of Residence	Craig	15	0	15	0	0	0	0
	LeFlore	82	0	82	0	0	0	0
	Pittsburgh	33	0	33	0	0	0	0
	Pushmataha	60	0	60	0	0	0	0
	Tulsa	9	0	9	0	0	0	0
Other Indicators	SMI (If ever)	4	0	4	0	0	0	0

Notes: The same client may be counted in more than one category, e.g., clients can receive services under more than one contract source, in more than one "County of Residence," or may have multiple "Other Indicators." Please see Definition page for other considerations.

Oklahoma Department of Mental Health and Substance Abuse Services

Counts of Admitted Clients Served by Funding Source for Each Agency During FY1999

LIFE IMPROVEMENT CENTER

	Total	Funding Source					
		Mental Health	Substance Abuse	Domestic Violence	Residential Care	Medicaid	Other
Total							
Unduplicated Count	462	0	462	0	0	0	0
Sex							
Female	190	0	190	0	0	0	0
Male	272	0	272	0	0	0	0
Age							
18-20	4	0	4	0	0	0	0
21-24	9	0	9	0	0	0	0
25-34	58	0	58	0	0	0	0
35-44	232	0	232	0	0	0	0
45-54	141	0	141	0	0	0	0
55-64	17	0	17	0	0	0	0
65-74	1	0	1	0	0	0	0
Race							
White	409	0	409	0	0	0	0
Black	9	0	9	0	0	0	0
Native American	25	0	25	0	0	0	0
Hispanic	18	0	18	0	0	0	0
Asian	1	0	1	0	0	0	0
Presenting Problem/Diagnosis							
Substance Related	457	0	457	0	0	0	0
Deferred/No Diagnosis	5	0	5	0	0	0	0
County of Residence							
Canadian	4	0	4	0	0	0	0
Cherokee	2	0	2	0	0	0	0
Cimarron	1	0	1	0	0	0	0
Cleveland	30	0	30	0	0	0	0
Comanche	2	0	2	0	0	0	0
Creek	1	0	1	0	0	0	0
Delaware	1	0	1	0	0	0	0
Grady	2	0	2	0	0	0	0
Haskell	1	0	1	0	0	0	0
Johnston	1	0	1	0	0	0	0
Kay	3	0	3	0	0	0	0
Logan	1	0	1	0	0	0	0
Mayes	2	0	2	0	0	0	0
McClain	2	0	2	0	0	0	0
Muskogee	1	0	1	0	0	0	0
Nowata	1	0	1	0	0	0	0
Oklahoma	214	0	214	0	0	0	0
Osage	1	0	1	0	0	0	0
Pawnee	2	0	2	0	0	0	0
Payne	1	0	1	0	0	0	0
Pontotoc	1	0	1	0	0	0	0
Pottawatomie	1	0	1	0	0	0	0
Roger Mills	1	0	1	0	0	0	0
Rogers	6	0	6	0	0	0	0
Tulsa	160	0	160	0	0	0	0
Wagoner	10	0	10	0	0	0	0
Washington	1	0	1	0	0	0	0

Notes: The same client may be counted in more than one category, e.g., clients can receive services under more than one contract source, in more than one "County of Residence," or may have multiple "Other Indicators." Please see Definition page for other considerations.

Oklahoma Department of Mental Health and Substance Abuse Services
Counts of Admitted Clients Served by Funding Source for Each Agency During FY1999
LIFE IMPROVEMENT CENTER

	Funding Source						
	Total	Mental Health	Substance Abuse	Domestic Violence	Residential Care	Medicaid	Other
Washita	1	0	1	0	0	0	0
Woodward	1	0	1	0	0	0	0
Out of State/Unknown	7	0	7	0	0	0	0
Other Indicators							
Deaf and Hearing Impaired	1	0	1	0	0	0	0
Homeless	8	0	8	0	0	0	0
SMI (If ever)	78	0	78	0	0	0	0

Notes: The same client may be counted in more than one category, e.g., clients can receive services under more than one contract source, in more than one "County of Residence," or may have multiple "Other Indicators." Please see Definition page for other considerations.

Oklahoma Department of Mental Health and Substance Abuse Services

Counts of Admitted Clients Served by Funding Source for Each Agency During FY1999

LOGAN COUNTY YOUTH AND FAMILY SERVICES INC.

	Total	Funding Source					
		Mental Health	Substance Abuse	Domestic Violence	Residential Care	Medicaid	Other
Total							
Unduplicated Count	105	0	105	0	0	0	0
Sex							
Female	47	0	47	0	0	0	0
Male	58	0	58	0	0	0	0
Age							
05-17	18	0	18	0	0	0	0
18-20	9	0	9	0	0	0	0
21-24	5	0	5	0	0	0	0
25-34	28	0	28	0	0	0	0
35-44	27	0	27	0	0	0	0
45-54	11	0	11	0	0	0	0
55-64	6	0	6	0	0	0	0
65-74	1	0	1	0	0	0	0
Race							
White	79	0	79	0	0	0	0
Black	13	0	13	0	0	0	0
Native American	4	0	4	0	0	0	0
Hispanic	9	0	9	0	0	0	0
Presenting Problem/Diagnosis							
Alcohol Abuse	30	0	30	0	0	0	0
Mood Disorder	4	0	4	0	0	0	0
Social Conditions	24	0	24	0	0	0	0
Substance Related	39	0	39	0	0	0	0
Deferred/No Diagnosis	8	0	8	0	0	0	0
County of Residence							
Hughes	1	0	1	0	0	0	0
Logan	103	0	103	0	0	0	0
Oklahoma	1	0	1	0	0	0	0
Other Indicators							
Homeless	3	0	3	0	0	0	0
SMI (If ever)	11	0	11	0	0	0	0

Notes: The same client may be counted in more than one category, e.g., clients can receive services under more than one contract source, in more than one "County of Residence," or may have multiple "Other Indicators." Please see Definition page for other considerations.

Oklahoma Department of Mental Health and Substance Abuse Services

Counts of Admitted Clients Served by Funding Source for Each Agency During FY1999

MENTAL HEALTH SERVICES OF SOUTHERN OKLAHOMA

	Total	Funding Source					
		Mental Health	Substance Abuse	Domestic Violence	Residential Care	Medicaid	Other
Total							
Unduplicated Count	3,980	3,481	286	0	0	1,216	1,546
Sex							
Female	2,105	1,844	89	0	0	798	730
Male	1,875	1,637	197	0	0	418	816
Age							
0-04	107	92	0	0	0	0	101
05-17	750	652	0	0	0	31	619
18-20	150	139	19	0	0	22	65
21-24	252	230	24	0	0	71	40
25-34	735	642	96	0	0	263	115
35-44	936	828	106	0	0	365	232
45-54	604	534	32	0	0	235	182
55-64	283	236	7	0	0	134	112
65-74	109	90	2	0	0	59	66
75-84	46	33	0	0	0	30	14
85+	8	5	0	0	0	6	0
Race							
White	3,288	2,888	226	0	0	995	1,268
Black	244	209	17	0	0	104	104
Native American	353	304	37	0	0	87	130
Hispanic	86	75	6	0	0	25	38
Asian	9	5	0	0	0	5	6
Presenting Problem/Diagnosis							
Alcohol Abuse	203	171	108	0	0	29	36
Developmental Disorder	303	264	0	0	0	21	239
Mood Disorder	1,422	1,268	24	0	0	507	419
Non Alcohol/Drug Related Organic	51	37	0	0	0	34	11
Other Non-Psychotic	860	737	7	0	0	203	423
Other Psychotic	308	285	4	0	0	135	129
Personality Disorder	31	27	0	0	0	17	8
Schizophrenia	351	306	2	0	0	228	157
Social Conditions	223	189	2	0	0	23	94
Substance Related	228	197	139	0	0	19	30
County of Residence							
Adair	2	2	0	0	0	0	0
Alfalfa	1	1	0	0	0	1	1
Atoka	4	4	1	0	0	1	1
Beaver	1	1	0	0	0	0	0
Beckham	1	1	0	0	0	0	1
Blaine	1	1	0	0	0	0	0
Bryan	704	615	33	0	0	183	342
Caddo	1	1	0	0	0	0	0
Canadian	1	1	1	0	0	0	0
Carter	651	591	62	0	0	178	253
Choctaw	10	10	5	0	0	1	4
Cleveland	5	4	4	0	0	0	0
Coal	26	24	0	0	0	5	12
Cotton	1	1	1	0	0	0	0
Garvin	507	472	29	0	0	131	225

Notes: The same client may be counted in more than one category, e.g., clients can receive services under more than one contract source, in more than one "County of Residence," or may have multiple "Other Indicators." Please see Definition page for other considerations.

Oklahoma Department of Mental Health and Substance Abuse Services

Counts of Admitted Clients Served by Funding Source for Each Agency During FY1999

MENTAL HEALTH SERVICES OF SOUTHERN OKLAHOMA

	Funding Source						
	Total	Mental Health	Substance Abuse	Domestic Violence	Residential Care	Medicaid	Other
Grady	2	2	0	0	0	0	0
Greer	1	1	1	0	0	0	0
Hughes	9	9	0	0	0	6	1
Jefferson	9	9	2	0	0	2	3
Johnston	245	205	8	0	0	85	98
Lincoln	2	2	0	0	0	1	1
Love	121	100	6	0	0	18	68
Marshall	217	189	12	0	0	74	71
McClain	11	10	0	0	0	1	4
McCurtain	2	1	2	0	0	0	0
McIntosh	1	1	0	0	0	0	0
Murray	244	223	19	0	0	76	92
Muskogee	1	0	1	0	0	0	0
Noble	1	1	0	0	0	0	1
Oklahoma	13	10	5	0	0	0	2
Payne	2	2	1	0	0	0	0
Pontotoc	604	525	33	0	0	205	234
Pottawatomie	13	10	2	0	0	4	3
Pushmataha	2	2	1	0	0	1	0
Seminole	512	400	22	0	0	243	128
Sequoyah	1	1	1	0	0	0	0
Stephens	31	29	31	0	0	0	0
Woodward	1	1	1	0	0	0	0
Out of State/Unknown	19	19	2	0	0	0	1
Other Indicators							
Deaf and Hearing Impaired	17	14	1	0	0	7	8
Dual Diagnosis	222	208	22	0	0	84	67
Homeless	90	77	9	0	0	26	22
SED (6-17)	154	139	0	0	0	12	130
SMI (If ever)	2,128	1,864	76	0	0	994	657

Notes: The same client may be counted in more than one category, e.g., clients can receive services under more than one contract source, in more than one "County of Residence," or may have multiple "Other Indicators." Please see Definition page for other considerations.

Oklahoma Department of Mental Health and Substance Abuse Services
Counts of Admitted Clients Served by Funding Source for Each Agency During FY1999
METRO TULSA SUBSTANCE ABUSE SERVICES

	Total	Funding Source					
		Mental Health	Substance Abuse	Domestic Violence	Residential Care	Medicaid	Other
Total							
Unduplicated Count	1,357	1	1,357	0	0	0	0
Sex							
Female	411	0	411	0	0	0	0
Male	946	1	946	0	0	0	0
Age							
05-17	72	0	72	0	0	0	0
18-20	100	0	100	0	0	0	0
21-24	136	1	136	0	0	0	0
25-34	424	0	424	0	0	0	0
35-44	444	0	444	0	0	0	0
45-54	148	0	148	0	0	0	0
55-64	29	0	29	0	0	0	0
65-74	4	0	4	0	0	0	0
Race							
White	787	0	787	0	0	0	0
Black	436	1	436	0	0	0	0
Native American	106	0	106	0	0	0	0
Hispanic	25	0	25	0	0	0	0
Asian	3	0	3	0	0	0	0
Presenting Problem/Diagnosis							
Alcohol Abuse	470	0	470	0	0	0	0
Developmental Disorder	1	0	1	0	0	0	0
Social Conditions	20	0	20	0	0	0	0
Substance Related	863	1	863	0	0	0	0
Deferred/No Diagnosis	3	0	3	0	0	0	0
County of Residence							
Adair	3	0	3	0	0	0	0
Atoka	2	0	2	0	0	0	0
Blaine	1	0	1	0	0	0	0
Bryan	1	0	1	0	0	0	0
Carter	1	0	1	0	0	0	0
Cherokee	11	0	11	0	0	0	0
Coal	1	0	1	0	0	0	0
Comanche	1	0	1	0	0	0	0
Craig	8	0	8	0	0	0	0
Creek	28	0	28	0	0	0	0
Delaware	6	0	6	0	0	0	0
Dewey	1	0	1	0	0	0	0
Garvin	1	0	1	0	0	0	0
Grady	1	0	1	0	0	0	0
Greer	1	0	1	0	0	0	0
Haskell	4	0	4	0	0	0	0
Hughes	1	0	1	0	0	0	0
Kay	6	0	6	0	0	0	0
Kingfisher	1	0	1	0	0	0	0
LeFlore	1	0	1	0	0	0	0
Lincoln	3	0	3	0	0	0	0
Mayes	5	0	5	0	0	0	0
McCurtain	2	0	2	0	0	0	0

Notes: The same client may be counted in more than one category, e.g., clients can receive services under more than one contract source, in more than one "County of Residence," or may have multiple "Other Indicators." Please see Definition page for other considerations.

Oklahoma Department of Mental Health and Substance Abuse Services
Counts of Admitted Clients Served by Funding Source for Each Agency During FY1999
METRO TULSA SUBSTANCE ABUSE SERVICES

	Funding Source						
	Total	Mental Health	Substance Abuse	Domestic Violence	Residential Care	Medicaid	Other
McIntosh	8	0	8	0	0	0	0
Muskogee	56	0	56	0	0	0	0
Noble	2	0	2	0	0	0	0
Nowata	2	0	2	0	0	0	0
Okfuskee	2	0	2	0	0	0	0
Oklahoma	6	0	6	0	0	0	0
Okmulgee	38	0	38	0	0	0	0
Osage	12	0	12	0	0	0	0
Ottawa	10	0	10	0	0	0	0
Pawnee	1	0	1	0	0	0	0
Payne	2	0	2	0	0	0	0
Pittsburgh	8	0	8	0	0	0	0
Pottawatomie	1	0	1	0	0	0	0
Pushmataha	1	0	1	0	0	0	0
Roger Mills	1	0	1	0	0	0	0
Rogers	15	0	15	0	0	0	0
Seminole	3	0	3	0	0	0	0
Sequoyah	18	0	18	0	0	0	0
Stephens	1	0	1	0	0	0	0
Tulsa	1,033	1	1,033	0	0	0	0
Wagoner	26	0	26	0	0	0	0
Washington	13	0	13	0	0	0	0
Washita	3	0	3	0	0	0	0
Woodward	1	0	1	0	0	0	0
Out of State/Unknown	4	0	4	0	0	0	0
Other Indicators							
Deaf and Hearing Impaired	3	0	3	0	0	0	0
Homeless	161	0	161	0	0	0	0
SMI (If ever)	249	0	249	0	0	0	0

Notes: The same client may be counted in more than one category, e.g., clients can receive services under more than one contract source, in more than one "County of Residence," or may have multiple "Other Indicators." Please see Definition page for other considerations.

Oklahoma Department of Mental Health and Substance Abuse Services

Counts of Admitted Clients Served by Funding Source for Each Agency During FY1999

MILLER COZY HOME, INC.

	Total	Funding Source					
		Mental Health	Substance Abuse	Domestic Violence	Residential Care	Medicaid	Other
Total							
Unduplicated Count	63	0	0	0	63	0	0
Sex							
Female	29	0	0	0	29	0	0
Male	34	0	0	0	34	0	0
Age							
18-20	2	0	0	0	2	0	0
21-24	1	0	0	0	1	0	0
25-34	5	0	0	0	5	0	0
35-44	13	0	0	0	13	0	0
45-54	20	0	0	0	20	0	0
55-64	14	0	0	0	14	0	0
65-74	4	0	0	0	4	0	0
75-84	4	0	0	0	4	0	0
Race							
White	50	0	0	0	50	0	0
Black	7	0	0	0	7	0	0
Native American	4	0	0	0	4	0	0
Hispanic	1	0	0	0	1	0	0
Asian	1	0	0	0	1	0	0
Presenting Problem/Diagnosis							
Developmental Disorder	4	0	0	0	4	0	0
Mood Disorder	24	0	0	0	24	0	0
Other Psychotic	14	0	0	0	14	0	0
Social Conditions	13	0	0	0	13	0	0
Deferred/No Diagnosis	8	0	0	0	8	0	0
County of Residence							
Craig	60	0	0	0	60	0	0
Tulsa	3	0	0	0	3	0	0
Other Indicators							
Homeless	3	0	0	0	3	0	0
SMI (If ever)	63	0	0	0	63	0	0

Notes: The same client may be counted in more than one category, e.g., clients can receive services under more than one contract source, in more than one "County of Residence," or may have multiple "Other Indicators." Please see Definition page for other considerations.

Oklahoma Department of Mental Health and Substance Abuse Services

Counts of Admitted Clients Served by Funding Source for Each Agency During FY1999

MONARCH, INC.

	Total	Funding Source					Other
		Mental Health	Substance Abuse	Domestic Violence	Residential Care	Medicaid	
Total							
Unduplicated Count	329	0	324	0	0	0	78
Sex							
Female	285	0	280	0	0	0	78
Male	44	0	44	0	0	0	0
Age							
0-04	48	0	48	0	0	0	0
05-17	7	0	7	0	0	0	1
18-20	18	0	18	0	0	0	5
21-24	34	0	33	0	0	0	18
25-34	118	0	116	0	0	0	38
35-44	83	0	82	0	0	0	15
45-54	20	0	19	0	0	0	1
55-64	1	0	1	0	0	0	0
Race							
White	213	0	209	0	0	0	53
Black	55	0	55	0	0	0	13
Native American	54	0	54	0	0	0	10
Hispanic	7	0	6	0	0	0	2
Presenting Problem/Diagnosis							
Alcohol Abuse	57	0	57	0	0	0	12
Mood Disorder	1	0	1	0	0	0	1
Social Conditions	8	0	8	0	0	0	0
Substance Related	216	0	211	0	0	0	65
Deferred/No Diagnosis	47	0	47	0	0	0	0
County of Residence							
Adair	2	0	2	0	0	0	0
Bryan	1	0	1	0	0	0	0
Carter	3	0	3	0	0	0	1
Cherokee	13	0	13	0	0	0	5
Choctaw	1	0	1	0	0	0	0
Cleveland	2	0	2	0	0	0	0
Coal	1	0	1	0	0	0	0
Comanche	2	0	2	0	0	0	1
Craig	3	0	3	0	0	0	0
Creek	2	0	2	0	0	0	1
Custer	1	0	1	0	0	0	0
Delaware	3	0	3	0	0	0	2
Garfield	3	0	3	0	0	0	2
Garvin	3	0	3	0	0	0	1
Grady	2	0	1	0	0	0	1
Haskell	3	0	3	0	0	0	0
Hughes	2	0	2	0	0	0	1
Jackson	3	0	3	0	0	0	1
Kay	1	0	1	0	0	0	1
LeFlore	2	0	2	0	0	0	1
Lincoln	2	0	2	0	0	0	1
Logan	1	0	1	0	0	0	0
Mayes	2	0	2	0	0	0	1
McCurtain	6	0	6	0	0	0	2

Notes: The same client may be counted in more than one category, e.g., clients can receive services under more than one contract source, in more than one "County of Residence," or may have multiple "Other Indicators." Please see Definition page for other considerations.

Oklahoma Department of Mental Health and Substance Abuse Services

Counts of Admitted Clients Served by Funding Source for Each Agency During FY1999

MONARCH, INC.

	Funding Source					
	Total	Mental Health	Substance Abuse	Domestic Violence	Residential Care	Medicaid Other
McIntosh	4	0	4	0	0	2
Muskogee	112	0	109	0	0	16
Nowata	1	0	1	0	0	1
Okfuskee	2	0	2	0	0	1
Oklahoma	15	0	15	0	0	3
Okmulgee	4	0	3	0	0	1
Osage	8	0	8	0	0	3
Ottawa	5	0	5	0	0	0
Pawnee	1	0	1	0	0	0
Payne	4	0	4	0	0	1
Pittsburgh	6	0	6	0	0	1
Pontotoc	1	0	1	0	0	0
Pottawatomie	6	0	6	0	0	2
Rogers	5	0	5	0	0	1
Seminole	5	0	5	0	0	2
Sequoyah	8	0	8	0	0	2
Tillman	3	0	3	0	0	1
Tulsa	40	0	40	0	0	10
Wagoner	17	0	17	0	0	2
Washington	16	0	16	0	0	6
Woods	2	0	2	0	0	1
Other Indicators						
Homeless	69	0	67	0	0	13
SMI (If ever)	94	0	93	0	0	26

Notes: The same client may be counted in more than one category, e.g., clients can receive services under more than one contract source, in more than one "County of Residence," or may have multiple "Other Indicators." Please see Definition page for other considerations.

Oklahoma Department of Mental Health and Substance Abuse Services

Counts of Admitted Clients Served by Funding Source for Each Agency During FY1999

MOORE ALCOHOL AND DRUG CENTER

	Total	Funding Source					
		Mental Health	Substance Abuse	Domestic Violence	Residential Care	Medicaid	Other
Total							
Unduplicated Count	106	0	106	0	0	0	0
Sex							
Female	64	0	64	0	0	0	0
Male	42	0	42	0	0	0	0
Age							
0-04	1	0	1	0	0	0	0
05-17	42	0	42	0	0	0	0
18-20	4	0	4	0	0	0	0
21-24	9	0	9	0	0	0	0
25-34	18	0	18	0	0	0	0
35-44	23	0	23	0	0	0	0
45-54	6	0	6	0	0	0	0
55-64	3	0	3	0	0	0	0
Race							
White	91	0	91	0	0	0	0
Black	3	0	3	0	0	0	0
Native American	7	0	7	0	0	0	0
Hispanic	5	0	5	0	0	0	0
Presenting Problem/Diagnosis							
Alcohol Abuse	10	0	10	0	0	0	0
Social Conditions	49	0	49	0	0	0	0
Substance Related	29	0	29	0	0	0	0
Deferred/No Diagnosis	18	0	18	0	0	0	0
County of Residence							
Cleveland	73	0	73	0	0	0	0
McClain	1	0	1	0	0	0	0
Oklahoma	32	0	32	0	0	0	0
Other Indicators							
Homeless	1	0	1	0	0	0	0
SMI (If ever)	12	0	12	0	0	0	0

Notes: The same client may be counted in more than one category, e.g., clients can receive services under more than one contract source, in more than one "County of Residence," or may have multiple "Other Indicators." Please see Definition page for other considerations.

Oklahoma Department of Mental Health and Substance Abuse Services

Counts of Admitted Clients Served by Funding Source for Each Agency During FY1999

MUSKOGEE CO COUNCIL YTH SV

		Funding Source						
		Total	Mental Health	Substance Abuse	Domestic Violence	Residential Care	Medicaid	Other
Total	Unduplicated Count	31	0	31	0	0	0	0
Sex	Female	14	0	14	0	0	0	0
	Male	17	0	17	0	0	0	0
Age	05-17	20	0	20	0	0	0	0
	18-20	4	0	4	0	0	0	0
	21-24	4	0	4	0	0	0	0
	25-34	2	0	2	0	0	0	0
	35-44	1	0	1	0	0	0	0
Race	White	26	0	26	0	0	0	0
	Black	3	0	3	0	0	0	0
	Native American	2	0	2	0	0	0	0
Presenting Problem/Diagnosis	Social Conditions	2	0	2	0	0	0	0
	Substance Related	28	0	28	0	0	0	0
	Deferred/No Diagnosis	1	0	1	0	0	0	0
County of Residence	Muskogee	28	0	28	0	0	0	0
	Sequoyah	1	0	1	0	0	0	0
	Tulsa	1	0	1	0	0	0	0
	Wagoner	1	0	1	0	0	0	0
Other Indicators	SMI (If ever)	2	0	2	0	0	0	0

Notes: The same client may be counted in more than one category, e.g., clients can receive services under more than one contract source, in more than one "County of Residence," or may have multiple "Other Indicators." Please see Definition page for other considerations.

Oklahoma Department of Mental Health and Substance Abuse Services
Counts of Admitted Clients Served by Funding Source for Each Agency During FY1999
MUSKOGEE INTERVENTION PROGRAM

		Funding Source						
		Total	Mental Health	Substance Abuse	Domestic Violence	Residential Care	Medicaid	Other
Total	Unduplicated Count	9	0	9	0	0	0	0
Sex	Male	9	0	9	0	0	0	0
Age	18-20	1	0	1	0	0	0	0
	21-24	1	0	1	0	0	0	0
	25-34	4	0	4	0	0	0	0
	35-44	3	0	3	0	0	0	0
Race	White	4	0	4	0	0	0	0
	Black	2	0	2	0	0	0	0
	Native American	3	0	3	0	0	0	0
Presenting Problem/Diagnosis	Alcohol Abuse	5	0	5	0	0	0	0
	Substance Related	4	0	4	0	0	0	0
County of Residence	Muskogee	3	0	3	0	0	0	0
	Okmulgee	1	0	1	0	0	0	0
	Ottawa	1	0	1	0	0	0	0
	Tulsa	3	0	3	0	0	0	0
	Wagoner	1	0	1	0	0	0	0
Other Indicators	SMI (If ever)	1	0	1	0	0	0	0

Notes: The same client may be counted in more than one category, e.g., clients can receive services under more than one contract source, in more than one "County of Residence," or may have multiple "Other Indicators." Please see Definition page for other considerations.

Oklahoma Department of Mental Health and Substance Abuse Services

Counts of Admitted Clients Served by Funding Source for Each Agency During FY1999

N.E. OK COUNCIL ON ALCOHOLISM

	Total	Funding Source					
		Mental Health	Substance Abuse	Domestic Violence	Residential Care	Medicaid	Other
Total							
Unduplicated Count	264	0	264	0	0	0	1
Sex							
Female	69	0	69	0	0	0	0
Male	195	0	195	0	0	0	1
Age							
05-17	1	0	1	0	0	0	0
18-20	15	0	15	0	0	0	0
21-24	29	0	29	0	0	0	0
25-34	100	0	100	0	0	0	0
35-44	78	0	78	0	0	0	1
45-54	30	0	30	0	0	0	0
55-64	8	0	8	0	0	0	0
65-74	3	0	3	0	0	0	0
Race							
White	200	0	200	0	0	0	1
Black	12	0	12	0	0	0	0
Native American	51	0	51	0	0	0	0
Hispanic	1	0	1	0	0	0	0
Presenting Problem/Diagnosis							
Alcohol Abuse	123	0	123	0	0	0	1
Social Conditions	1	0	1	0	0	0	0
Substance Related	140	0	140	0	0	0	0
County of Residence							
Beckham	1	0	1	0	0	0	0
Coal	1	0	1	0	0	0	0
Craig	17	0	17	0	0	0	0
Creek	3	0	3	0	0	0	0
Delaware	52	0	52	0	0	0	0
Haskell	2	0	2	0	0	0	0
LeFlore	1	0	1	0	0	0	0
Mayes	79	0	79	0	0	0	1
McCurtain	4	0	4	0	0	0	0
Muskogee	1	0	1	0	0	0	0
Ottawa	82	0	82	0	0	0	0
Pawnee	2	0	2	0	0	0	0
Pittsburgh	1	0	1	0	0	0	0
Pushmataha	1	0	1	0	0	0	0
Rogers	1	0	1	0	0	0	0
Tulsa	11	0	11	0	0	0	0
Wagoner	2	0	2	0	0	0	0
Washington	1	0	1	0	0	0	0
Out of State/Unknown	2	0	2	0	0	0	0
Other Indicators							
Homeless	13	0	13	0	0	0	0
SMI (If ever)	38	0	38	0	0	0	0

Notes: The same client may be counted in more than one category, e.g., clients can receive services under more than one contract source, in more than one "County of Residence," or may have multiple "Other Indicators." Please see Definition page for other considerations.

Oklahoma Department of Mental Health and Substance Abuse Services

Counts of Admitted Clients Served by Funding Source for Each Agency During FY1999

N.W. DOMESTIC CRISIS SERVICES

	Total	Funding Source					
		Mental Health	Substance Abuse	Domestic Violence	Residential Care	Medicaid	Other
Total							
Unduplicated Count	266	0	0	266	0	0	0
Sex							
Female	206	0	0	206	0	0	0
Male	60	0	0	60	0	0	0
Age							
0-04	49	0	0	49	0	0	0
05-17	79	0	0	79	0	0	0
18-20	18	0	0	18	0	0	0
21-24	12	0	0	12	0	0	0
25-34	51	0	0	51	0	0	0
35-44	41	0	0	41	0	0	0
45-54	15	0	0	15	0	0	0
55-64	1	0	0	1	0	0	0
Race							
White	181	0	0	181	0	0	0
Black	7	0	0	7	0	0	0
Native American	3	0	0	3	0	0	0
Hispanic	75	0	0	75	0	0	0
Presenting Problem/Diagnosis							
Social Conditions	264	0	0	264	0	0	0
Deferred/No Diagnosis	2	0	0	2	0	0	0
County of Residence							
Adair	3	0	0	3	0	0	0
Alfalfa	6	0	0	6	0	0	0
Beaver	2	0	0	2	0	0	0
Blaine	5	0	0	5	0	0	0
Caddo	4	0	0	4	0	0	0
Cherokee	5	0	0	5	0	0	0
Cimarron	1	0	0	1	0	0	0
Dewey	4	0	0	4	0	0	0
Ellis	4	0	0	4	0	0	0
Grady	2	0	0	2	0	0	0
Harper	7	0	0	7	0	0	0
Jefferson	3	0	0	3	0	0	0
Major	2	0	0	2	0	0	0
Noble	2	0	0	2	0	0	0
Texas	103	0	0	103	0	0	0
Woods	12	0	0	12	0	0	0
Woodward	94	0	0	94	0	0	0
Out of State/Unknown	7	0	0	7	0	0	0
Other Indicators							
Deaf and Hearing Impaired	1	0	0	1	0	0	0
Homeless	15	0	0	15	0	0	0
SMI (If ever)	17	0	0	17	0	0	0

Notes: The same client may be counted in more than one category, e.g., clients can receive services under more than one contract source, in more than one "County of Residence," or may have multiple "Other Indicators." Please see Definition page for other considerations.

Oklahoma Department of Mental Health and Substance Abuse Services

Counts of Admitted Clients Served by Funding Source for Each Agency During FY1999

NAIC CENTER OF OKLAHOMA ALCOHOL & DRUG SERVICES, INC.

	Total	Funding Source					Other
		Mental Health	Substance Abuse	Domestic Violence	Residential Care	Medicaid	
Total							
Unduplicated Count	771	0	568	0	0	12	370
Sex							
Female	298	0	255	0	0	10	116
Male	473	0	313	0	0	2	254
Age							
05-17	110	0	97	0	0	2	48
18-20	97	0	91	0	0	1	17
21-24	77	0	60	0	0	1	28
25-34	217	0	142	0	0	3	126
35-44	188	0	126	0	0	4	103
45-54	61	0	39	0	0	0	37
55-64	21	0	13	0	0	1	11
Race							
White	619	0	485	0	0	10	287
Black	81	0	34	0	0	2	51
Native American	48	0	30	0	0	0	26
Hispanic	22	0	18	0	0	0	6
Asian	1	0	1	0	0	0	0
Presenting Problem/Diagnosis							
Alcohol Abuse	115	0	83	0	0	2	69
Social Conditions	99	0	89	0	0	3	40
Substance Related	514	0	360	0	0	5	249
Deferred/No Diagnosis	43	0	36	0	0	2	12
County of Residence							
Caddo	1	0	0	0	0	0	1
Canadian	3	0	2	0	0	0	1
Cleveland	696	0	506	0	0	8	338
Coal	1	0	0	0	0	0	1
Comanche	1	0	0	0	0	0	1
Creek	1	0	1	0	0	0	1
Garvin	3	0	3	0	0	2	2
Grady	3	0	2	0	0	0	3
McClain	14	0	12	0	0	1	8
Oklahoma	41	0	37	0	0	1	12
Pottawatomie	5	0	5	0	0	0	0
Pushmataha	1	0	0	0	0	0	1
Tulsa	1	0	0	0	0	0	1
Other Indicators							
Deaf and Hearing Impaired	5	0	2	0	0	1	4
Homeless	5	0	5	0	0	0	0
SMI (If ever)	74	0	56	0	0	4	37

Notes: The same client may be counted in more than one category, e.g., clients can receive services under more than one contract source, in more than one "County of Residence," or may have multiple "Other Indicators." Please see Definition page for other considerations.

Oklahoma Department of Mental Health and Substance Abuse Services

Counts of Admitted Clients Served by Funding Source for Each Agency During FY1999

NATIVE AMERICAN CENTER OF RECOVERY

	Total	Funding Source					
		Mental Health	Substance Abuse	Domestic Violence	Residential Care	Medicaid	Other
Total							
Unduplicated Count	32	0	32	0	0	0	0
Sex							
Female	10	0	10	0	0	0	0
Male	22	0	22	0	0	0	0
Age							
18-20	3	0	3	0	0	0	0
21-24	3	0	3	0	0	0	0
25-34	15	0	15	0	0	0	0
35-44	10	0	10	0	0	0	0
55-64	1	0	1	0	0	0	0
Race							
White	15	0	15	0	0	0	0
Black	1	0	1	0	0	0	0
Native American	16	0	16	0	0	0	0
Presenting Problem/Diagnosis							
Alcohol Abuse	12	0	12	0	0	0	0
Substance Related	20	0	20	0	0	0	0
County of Residence							
Lincoln	2	0	2	0	0	0	0
Oklahoma	1	0	1	0	0	0	0
Pottawatomie	29	0	29	0	0	0	0
Other Indicators							
Homeless	1	0	1	0	0	0	0
SMI (If ever)	4	0	4	0	0	0	0

Notes: The same client may be counted in more than one category, e.g., clients can receive services under more than one contract source, in more than one "County of Residence," or may have multiple "Other Indicators." Please see Definition page for other considerations.

Oklahoma Department of Mental Health and Substance Abuse Services

Counts of Admitted Clients Served by Funding Source for Each Agency During FY1999

NEW DIRECTIONS, INC.

	Total	Funding Source					
		Mental Health	Substance Abuse	Domestic Violence	Residential Care	Medicaid	Other
Total							
Unduplicated Count	392	0	0	392	0	0	0
Sex							
Female	310	0	0	310	0	0	0
Male	82	0	0	82	0	0	0
Age							
0-04	75	0	0	75	0	0	0
05-17	99	0	0	99	0	0	0
18-20	28	0	0	28	0	0	0
21-24	26	0	0	26	0	0	0
25-34	78	0	0	78	0	0	0
35-44	58	0	0	58	0	0	0
45-54	18	0	0	18	0	0	0
55-64	8	0	0	8	0	0	0
65-74	2	0	0	2	0	0	0
Race							
White	190	0	0	190	0	0	0
Black	138	0	0	138	0	0	0
Native American	33	0	0	33	0	0	0
Hispanic	31	0	0	31	0	0	0
Presenting Problem/Diagnosis							
Alcohol Abuse	2	0	0	2	0	0	0
Developmental Disorder	2	0	0	2	0	0	0
Mood Disorder	4	0	0	4	0	0	0
Social Conditions	307	0	0	307	0	0	0
Substance Related	1	0	0	1	0	0	0
Deferred/No Diagnosis	76	0	0	76	0	0	0
County of Residence							
Adair	8	0	0	8	0	0	0
Caddo	16	0	0	16	0	0	0
Carter	1	0	0	1	0	0	0
Comanche	280	0	0	280	0	0	0
Cotton	3	0	0	3	0	0	0
Custer	3	0	0	3	0	0	0
Grady	10	0	0	10	0	0	0
Jackson	2	0	0	2	0	0	0
Jefferson	3	0	0	3	0	0	0
Johnston	1	0	0	1	0	0	0
Kiowa	2	0	0	2	0	0	0
Oklahoma	11	0	0	11	0	0	0
Stephens	5	0	0	5	0	0	0
Tillman	5	0	0	5	0	0	0
Washita	1	0	0	1	0	0	0
Woodward	1	0	0	1	0	0	0
Out of State/Unknown	40	0	0	40	0	0	0
Other Indicators							
Homeless	23	0	0	23	0	0	0
SED (6-17)	1	0	0	1	0	0	0
SMI (If ever)	23	0	0	23	0	0	0

Notes: The same client may be counted in more than one category, e.g., clients can receive services under more than one contract source, in more than one "County of Residence," or may have multiple "Other Indicators." Please see Definition page for other considerations.

Oklahoma Department of Mental Health and Substance Abuse Services

Counts of Admitted Clients Served by Funding Source for Each Agency During FY1999

NEW HOPE OF MANGUM

	Total	Funding Source					Other
		Mental Health	Substance Abuse	Domestic Violence	Residential Care	Medicaid	
Total							
Unduplicated Count	512	0	498	0	0	0	29
Sex							
Female	169	0	165	0	0	0	9
Male	343	0	333	0	0	0	20
Age							
05-17	20	0	20	0	0	0	0
18-20	48	0	46	0	0	0	2
21-24	55	0	55	0	0	0	0
25-34	161	0	157	0	0	0	7
35-44	151	0	150	0	0	0	9
45-54	63	0	58	0	0	0	8
55-64	13	0	11	0	0	0	2
65-74	1	0	1	0	0	0	1
Race							
White	380	0	368	0	0	0	23
Black	71	0	70	0	0	0	1
Native American	26	0	25	0	0	0	2
Hispanic	33	0	33	0	0	0	3
Asian	2	0	2	0	0	0	0
Presenting Problem/Diagnosis							
Alcohol Abuse	148	0	140	0	0	0	18
Social Conditions	6	0	6	0	0	0	0
Substance Related	356	0	350	0	0	0	11
Deferred/No Diagnosis	2	0	2	0	0	0	0
County of Residence							
Alfalfa	1	0	1	0	0	0	0
Atoka	1	0	1	0	0	0	0
Beckham	64	0	64	0	0	0	1
Blaine	1	0	1	0	0	0	0
Bryan	4	0	3	0	0	0	1
Caddo	37	0	37	0	0	0	0
Canadian	4	0	4	0	0	0	0
Carter	8	0	8	0	0	0	0
Choctaw	1	0	1	0	0	0	0
Cleveland	1	0	1	0	0	0	0
Comanche	55	0	53	0	0	0	2
Cotton	18	0	18	0	0	0	0
Craig	1	0	1	0	0	0	0
Creek	2	0	2	0	0	0	0
Custer	13	0	13	0	0	0	0
Garfield	1	0	1	0	0	0	0
Grady	4	0	4	0	0	0	0
Greer	24	0	24	0	0	0	2
Harmon	14	0	14	0	0	0	0
Jackson	70	0	64	0	0	0	11
Jefferson	2	0	2	0	0	0	0
Kingfisher	1	0	1	0	0	0	0
Kiowa	27	0	26	0	0	0	1
Lincoln	1	0	1	0	0	0	0

Notes: The same client may be counted in more than one category, e.g., clients can receive services under more than one contract source, in more than one "County of Residence," or may have multiple "Other Indicators." Please see Definition page for other considerations.

Oklahoma Department of Mental Health and Substance Abuse Services

Counts of Admitted Clients Served by Funding Source for Each Agency During FY1999

NEW HOPE OF MANGUM

	Funding Source						
	Total	Mental Health	Substance Abuse	Domestic Violence	Residential Care	Medicaid	Other
Logan	2	0	2	0	0	0	1
Love	1	0	1	0	0	0	0
McClain	3	0	3	0	0	0	0
Oklahoma	24	0	23	0	0	0	1
Pontotoc	2	0	2	0	0	0	0
Pottawatomie	2	0	2	0	0	0	0
Pushmataha	2	0	2	0	0	0	0
Roger Mills	6	0	6	0	0	0	1
Stephens	55	0	54	0	0	0	2
Texas	2	0	1	0	0	0	1
Tillman	21	0	20	0	0	0	2
Tulsa	7	0	7	0	0	0	0
Washita	25	0	25	0	0	0	2
Out of State/Unknown	5	0	5	0	0	0	1
Other Indicators							
Deaf and Hearing Impaired	1	0	1	0	0	0	0
Homeless	30	0	30	0	0	0	1
SMI (If ever)	53	0	53	0	0	0	3

Notes: The same client may be counted in more than one category, e.g., clients can receive services under more than one contract source, in more than one "County of Residence," or may have multiple "Other Indicators." Please see Definition page for other considerations.

Oklahoma Department of Mental Health and Substance Abuse Services

Counts of Admitted Clients Served by Funding Source for Each Agency During FY1999

NORMAN ALCOHOL AND DRUG TREATMENT CENTER

	Total	Funding Source					
		Mental Health	Substance Abuse	Domestic Violence	Residential Care	Medicaid	Other
Total							
Unduplicated Count	574	0	574	0	0	0	0
Sex							
Female	165	0	165	0	0	0	0
Male	409	0	409	0	0	0	0
Age							
18-20	31	0	31	0	0	0	0
21-24	49	0	49	0	0	0	0
25-34	186	0	186	0	0	0	0
35-44	230	0	230	0	0	0	0
45-54	63	0	63	0	0	0	0
55-64	13	0	13	0	0	0	0
65-74	2	0	2	0	0	0	0
Race							
White	418	0	418	0	0	0	0
Black	108	0	108	0	0	0	0
Native American	34	0	34	0	0	0	0
Hispanic	12	0	12	0	0	0	0
Asian	2	0	2	0	0	0	0
Presenting Problem/Diagnosis							
Alcohol Abuse	121	0	121	0	0	0	0
Mood Disorder	1	0	1	0	0	0	0
Substance Related	452	0	452	0	0	0	0
County of Residence							
Atoka	1	0	1	0	0	0	0
Beckham	5	0	5	0	0	0	0
Bryan	4	0	4	0	0	0	0
Caddo	7	0	7	0	0	0	0
Canadian	11	0	11	0	0	0	0
Carter	9	0	9	0	0	0	0
Choctaw	1	0	1	0	0	0	0
Cleveland	123	0	123	0	0	0	0
Coal	1	0	1	0	0	0	0
Comanche	13	0	13	0	0	0	0
Cotton	1	0	1	0	0	0	0
Craig	1	0	1	0	0	0	0
Creek	1	0	1	0	0	0	0
Custer	2	0	2	0	0	0	0
Delaware	2	0	2	0	0	0	0
Dewey	2	0	2	0	0	0	0
Garfield	5	0	5	0	0	0	0
Garvin	9	0	9	0	0	0	0
Grady	18	0	18	0	0	0	0
Greer	1	0	1	0	0	0	0
Haskell	1	0	1	0	0	0	0
Hughes	2	0	2	0	0	0	0
Jackson	1	0	1	0	0	0	0
Johnston	2	0	2	0	0	0	0
Kay	3	0	3	0	0	0	0
Kiowa	1	0	1	0	0	0	0

Notes: The same client may be counted in more than one category, e.g., clients can receive services under more than one contract source, in more than one "County of Residence," or may have multiple "Other Indicators." Please see Definition page for other considerations.

Oklahoma Department of Mental Health and Substance Abuse Services

Counts of Admitted Clients Served by Funding Source for Each Agency During FY1999

NORMAN ALCOHOL AND DRUG TREATMENT CENTER

	Funding Source						
	Total	Mental Health	Substance Abuse	Domestic Violence	Residential Care	Medicaid	Other
Lincoln	1	0	1	0	0	0	0
Logan	9	0	9	0	0	0	0
Love	6	0	6	0	0	0	0
McClain	8	0	8	0	0	0	0
McCurtain	1	0	1	0	0	0	0
Murray	8	0	8	0	0	0	0
Muskogee	1	0	1	0	0	0	0
Noble	1	0	1	0	0	0	0
Okfuskee	1	0	1	0	0	0	0
Oklahoma	229	0	229	0	0	0	0
Okmulgee	6	0	6	0	0	0	0
Osage	2	0	2	0	0	0	0
Ottawa	1	0	1	0	0	0	0
Payne	10	0	10	0	0	0	0
Pontotoc	5	0	5	0	0	0	0
Pottawatomie	15	0	15	0	0	0	0
Pushmataha	1	0	1	0	0	0	0
Rogers	2	0	2	0	0	0	0
Seminole	7	0	7	0	0	0	0
Stephens	12	0	12	0	0	0	0
Tillman	1	0	1	0	0	0	0
Tulsa	14	0	14	0	0	0	0
Washington	3	0	3	0	0	0	0
Woodward	1	0	1	0	0	0	0
Out of State/Unknown	2	0	2	0	0	0	0
Other Indicators							
Dual Diagnosis	49	0	49	0	0	0	0
Homeless	122	0	122	0	0	0	0
SMI (If ever)	222	0	222	0	0	0	0

Notes: The same client may be counted in more than one category, e.g., clients can receive services under more than one contract source, in more than one "County of Residence," or may have multiple "Other Indicators." Please see Definition page for other considerations.

Oklahoma Department of Mental Health and Substance Abuse Services

Counts of Admitted Clients Served by Funding Source for Each Agency During FY1999

NORTH CARE CENTER

	Total	Funding Source					
		Mental Health	Substance Abuse	Domestic Violence	Residential Care	Medicaid	Other
Total							
Unduplicated Count	960	669	212	0	0	336	0
Sex							
Female	562	380	123	0	0	211	0
Male	398	289	89	0	0	125	0
Age							
0-04	6	6	0	0	0	0	0
05-17	55	55	0	0	0	0	0
18-20	32	27	10	0	0	3	0
21-24	71	56	16	0	0	16	0
25-34	227	172	72	0	0	68	0
35-44	289	201	65	0	0	102	0
45-54	172	111	38	0	0	73	0
55-64	56	34	10	0	0	28	0
65-74	29	6	0	0	0	24	0
75-84	15	1	1	0	0	14	0
85+	8	0	0	0	0	8	0
Race							
White	702	498	165	0	0	230	0
Black	192	121	27	0	0	89	0
Native American	23	16	9	0	0	5	0
Hispanic	34	26	10	0	0	10	0
Asian	9	8	1	0	0	2	0
Presenting Problem/Diagnosis							
Alcohol Abuse	12	9	6	0	0	4	0
Developmental Disorder	24	24	0	0	0	0	0
Mood Disorder	511	381	134	0	0	139	0
Non Alcohol/Drug Related Organic	12	4	0	0	0	10	0
Other Non-Psychotic	134	102	41	0	0	29	0
Other Psychotic	90	48	10	0	0	56	0
Personality Disorder	6	5	2	0	0	3	0
Schizophrenia	136	72	7	0	0	89	0
Social Conditions	16	13	5	0	0	2	0
Substance Related	18	10	7	0	0	3	0
Deferred/No Diagnosis	1	1	0	0	0	1	0
County of Residence							
Beckham	1	1	0	0	0	0	0
Canadian	2	1	1	0	0	0	0
Choctaw	1	0	0	0	0	1	0
Dewey	1	0	0	0	0	1	0
Kay	1	0	1	0	0	0	0
Lincoln	1	1	0	0	0	0	0
Logan	2	1	0	0	0	1	0
Oklahoma	949	664	210	0	0	332	0
Ottawa	1	0	0	0	0	1	0
Payne	1	1	0	0	0	0	0
Other Indicators							
Deaf and Hearing Impaired	3	0	0	0	0	3	0
Dual Diagnosis	88	64	31	0	0	35	0
Homeless	21	15	4	0	0	9	0

Notes: The same client may be counted in more than one category, e.g., clients can receive services under more than one contract source, in more than one "County of Residence," or may have multiple "Other Indicators." Please see Definition page for other considerations.

Oklahoma Department of Mental Health and Substance Abuse Services
 Counts of Admitted Clients Served by Funding Source for Each Agency During FY1999
NORTH CARE CENTER

	Funding Source						
	Total	Mental Health	Substance Abuse	Domestic Violence	Residential Care	Medicaid	Other
SED (6-17)	37	37	0	0	0	0	0
SMI (If ever)	795	553	179	0	0	300	0

Notes: The same client may be counted in more than one category, e.g., clients can receive services under more than one contract source, in more than one "County of Residence," or may have multiple "Other Indicators." Please see Definition page for other considerations.

Oklahoma Department of Mental Health and Substance Abuse Services

Counts of Admitted Clients Served by Funding Source for Each Agency During FY1999

NORTH FORK RESIDENTIAL CARE

	Total	Funding Source					
		Mental Health	Substance Abuse	Domestic Violence	Residential Care	Medicaid	Other
Total							
Unduplicated Count	61	0	0	0	61	0	0
Sex							
Female	23	0	0	0	23	0	0
Male	38	0	0	0	38	0	0
Age							
18-20	3	0	0	0	3	0	0
21-24	2	0	0	0	2	0	0
25-34	13	0	0	0	13	0	0
35-44	21	0	0	0	21	0	0
45-54	14	0	0	0	14	0	0
55-64	8	0	0	0	8	0	0
Race							
White	46	0	0	0	46	0	0
Black	11	0	0	0	11	0	0
Native American	4	0	0	0	4	0	0
Presenting Problem/Diagnosis							
Developmental Disorder	60	0	0	0	60	0	0
Deferred/No Diagnosis	1	0	0	0	1	0	0
County of Residence							
Adair	1	0	0	0	1	0	0
Choctaw	1	0	0	0	1	0	0
Cleveland	1	0	0	0	1	0	0
Craig	1	0	0	0	1	0	0
LeFlore	1	0	0	0	1	0	0
Major	1	0	0	0	1	0	0
McCurtain	1	0	0	0	1	0	0
McIntosh	41	0	0	0	41	0	0
Murray	4	0	0	0	4	0	0
Muskogee	1	0	0	0	1	0	0
Okmulgee	8	0	0	0	8	0	0
Other Indicators							
SMI (If ever)	60	0	0	0	60	0	0

Notes: The same client may be counted in more than one category, e.g., clients can receive services under more than one contract source, in more than one "County of Residence," or may have multiple "Other Indicators." Please see Definition page for other considerations.

Oklahoma Department of Mental Health and Substance Abuse Services

Counts of Admitted Clients Served by Funding Source for Each Agency During FY1999

NW SUBSTANCE TREATMENT CENTER

	Total	Funding Source					
		Mental Health	Substance Abuse	Domestic Violence	Residential Care	Medicaid	Other
Total							
Unduplicated Count	133	0	133	0	0	0	0
Sex							
Female	95	0	95	0	0	0	0
Male	38	0	38	0	0	0	0
Age							
0-04	40	0	40	0	0	0	0
05-17	41	0	41	0	0	0	0
18-20	2	0	2	0	0	0	0
21-24	10	0	10	0	0	0	0
25-34	26	0	26	0	0	0	0
35-44	13	0	13	0	0	0	0
45-54	1	0	1	0	0	0	0
Race							
White	71	0	71	0	0	0	0
Black	41	0	41	0	0	0	0
Native American	17	0	17	0	0	0	0
Hispanic	3	0	3	0	0	0	0
Asian	1	0	1	0	0	0	0
Presenting Problem/Diagnosis							
Alcohol Abuse	8	0	8	0	0	0	0
Substance Related	45	0	45	0	0	0	0
Deferred/No Diagnosis	80	0	80	0	0	0	0
County of Residence							
Beaver	2	0	2	0	0	0	0
Beckham	4	0	4	0	0	0	0
Blaine	4	0	4	0	0	0	0
Canadian	8	0	8	0	0	0	0
Carter	9	0	9	0	0	0	0
Choctaw	3	0	3	0	0	0	0
Custer	2	0	2	0	0	0	0
Dewey	9	0	9	0	0	0	0
Garfield	11	0	11	0	0	0	0
Garvin	1	0	1	0	0	0	0
Grady	2	0	2	0	0	0	0
Jackson	6	0	6	0	0	0	0
Kingfisher	3	0	3	0	0	0	0
Lincoln	2	0	2	0	0	0	0
Muskogee	2	0	2	0	0	0	0
Oklahoma	56	0	56	0	0	0	0
Osage	2	0	2	0	0	0	0
Pottawatomie	3	0	3	0	0	0	0
Woods	2	0	2	0	0	0	0
Woodward	2	0	2	0	0	0	0
Other Indicators							
Deaf and Hearing Impaired	2	0	2	0	0	0	0
Homeless	23	0	23	0	0	0	0
SMI (If ever)	14	0	14	0	0	0	0

Notes: The same client may be counted in more than one category, e.g., clients can receive services under more than one contract source, in more than one "County of Residence," or may have multiple "Other Indicators." Please see Definition page for other considerations.

Oklahoma Department of Mental Health and Substance Abuse Services
Counts of Admitted Clients Served by Funding Source for Each Agency During FY1999
OK COUNTY CRISIS INTERVENTION CENTER

	Total	Funding Source					
		Mental Health	Substance Abuse	Domestic Violence	Residential Care	Medicaid	Other
Total							
Unduplicated Count	1,908	1,214	1,015	0	0	3	0
Sex							
Female	805	601	317	0	0	2	0
Male	1,103	613	698	0	0	1	0
Age							
18-20	105	83	34	0	0	0	0
21-24	156	109	73	0	0	0	0
25-34	545	363	284	0	0	1	0
35-44	703	419	404	0	0	2	0
45-54	305	175	183	0	0	0	0
55-64	73	49	32	0	0	0	0
65-74	14	10	4	0	0	0	0
75-84	4	4	0	0	0	0	0
85+	3	2	1	0	0	0	0
Race							
White	1,389	892	727	0	0	3	0
Black	368	242	193	0	0	0	0
Native American	97	49	65	0	0	0	0
Hispanic	44	24	26	0	0	0	0
Asian	10	7	4	0	0	0	0
Presenting Problem/Diagnosis							
Alcohol Abuse	366	88	346	0	0	0	0
Developmental Disorder	2	2	0	0	0	0	0
Mood Disorder	616	495	215	0	0	2	0
Non Alcohol/Drug Related Organic	25	22	6	0	0	0	0
Other Non-Psychotic	142	112	45	0	0	1	0
Other Psychotic	265	222	82	0	0	0	0
Personality Disorder	1	1	0	0	0	0	0
Schizophrenia	204	185	62	0	0	0	0
Social Conditions	9	8	2	0	0	0	0
Substance Related	274	75	256	0	0	0	0
Deferred/No Diagnosis	4	4	1	0	0	0	0
County of Residence							
Adair	1	1	1	0	0	0	0
Blaine	1	1	0	0	0	0	0
Bryan	1	1	0	0	0	0	0
Caddo	3	0	3	0	0	0	0
Canadian	31	17	17	0	0	0	0
Carter	1	0	1	0	0	0	0
Cherokee	1	1	0	0	0	0	0
Choctaw	1	0	1	0	0	0	0
Cleveland	28	17	16	0	0	0	0
Comanche	5	2	3	0	0	0	0
Creek	1	0	1	0	0	0	0
Garfield	1	1	1	0	0	0	0
Grady	6	3	3	0	0	0	0
Hughes	1	1	1	0	0	0	0
Jackson	1	0	1	0	0	0	0
Kingfisher	3	2	1	0	0	0	0

Notes: The same client may be counted in more than one category, e.g., clients can receive services under more than one contract source, in more than one "County of Residence," or may have multiple "Other Indicators." Please see Definition page for other considerations.

Oklahoma Department of Mental Health and Substance Abuse Services
Counts of Admitted Clients Served by Funding Source for Each Agency During FY1999
OK COUNTY CRISIS INTERVENTION CENTER

	Funding Source						
	Total	Mental Health	Substance Abuse	Domestic Violence	Residential Care	Medicaid	Other
Lincoln	27	14	15	0	0	0	0
Logan	24	16	12	0	0	0	0
Love	1	0	1	0	0	0	0
McClain	2	1	2	0	0	0	0
Murray	2	2	0	0	0	0	0
Noble	2	0	2	0	0	0	0
Okfuskee	2	0	2	0	0	0	0
Oklahoma	1,684	1,081	892	0	0	2	0
Payne	5	4	2	0	0	0	0
Pontotoc	1	1	0	0	0	0	0
Pottawatomie	46	30	25	0	0	1	0
Seminole	4	4	2	0	0	0	0
Stephens	1	1	0	0	0	0	0
Tillman	1	1	0	0	0	0	0
Tulsa	1	0	1	0	0	0	0
Washington	1	0	1	0	0	0	0
Out of State/Unknown	18	12	8	0	0	0	0
Other Indicators							
Deaf and Hearing Impaired	15	11	7	0	0	0	0
Dual Diagnosis	252	144	198	0	0	0	0
Homeless	321	175	226	0	0	0	0
SMI (If ever)	1,523	1,018	787	0	0	2	0

Notes: The same client may be counted in more than one category, e.g., clients can receive services under more than one contract source, in more than one "County of Residence," or may have multiple "Other Indicators." Please see Definition page for other considerations.

Oklahoma Department of Mental Health and Substance Abuse Services

Counts of Admitted Clients Served by Funding Source for Each Agency During FY1999

OKLAHOMA YOUTH CENTER

	Total	Funding Source					
		Mental Health	Substance Abuse	Domestic Violence	Residential Care	Medicaid	Other
Total							
Unduplicated Count	173	173	0	0	0	0	0
Sex							
Female	59	59	0	0	0	0	0
Male	114	114	0	0	0	0	0
Age							
05-17	167	167	0	0	0	0	0
18-20	6	6	0	0	0	0	0
Race							
White	128	128	0	0	0	0	0
Black	24	24	0	0	0	0	0
Native American	14	14	0	0	0	0	0
Hispanic	6	6	0	0	0	0	0
Asian	1	1	0	0	0	0	0
Presenting Problem/Diagnosis							
Alcohol Abuse	2	2	0	0	0	0	0
Developmental Disorder	45	45	0	0	0	0	0
Mood Disorder	59	59	0	0	0	0	0
Other Non-Psychotic	53	53	0	0	0	0	0
Other Psychotic	8	8	0	0	0	0	0
Personality Disorder	1	1	0	0	0	0	0
Schizophrenia	1	1	0	0	0	0	0
Social Conditions	3	3	0	0	0	0	0
Substance Related	1	1	0	0	0	0	0
County of Residence							
Adair	1	1	0	0	0	0	0
Beckham	3	3	0	0	0	0	0
Blaine	2	2	0	0	0	0	0
Bryan	2	2	0	0	0	0	0
Caddo	1	1	0	0	0	0	0
Canadian	5	5	0	0	0	0	0
Cherokee	1	1	0	0	0	0	0
Cleveland	70	70	0	0	0	0	0
Coal	1	1	0	0	0	0	0
Comanche	1	1	0	0	0	0	0
Garvin	1	1	0	0	0	0	0
Grady	3	3	0	0	0	0	0
Jackson	2	2	0	0	0	0	0
Jefferson	1	1	0	0	0	0	0
Kay	8	8	0	0	0	0	0
Kiowa	3	3	0	0	0	0	0
Latimer	1	1	0	0	0	0	0
Logan	2	2	0	0	0	0	0
McClain	10	10	0	0	0	0	0
McCurtain	1	1	0	0	0	0	0
Muskogee	2	2	0	0	0	0	0
Noble	1	1	0	0	0	0	0
Oklahoma	27	27	0	0	0	0	0
Payne	10	10	0	0	0	0	0
Pittsburgh	2	2	0	0	0	0	0

Notes: The same client may be counted in more than one category, e.g., clients can receive services under more than one contract source, in more than one "County of Residence," or may have multiple "Other Indicators." Please see Definition page for other considerations.

Oklahoma Department of Mental Health and Substance Abuse Services

Counts of Admitted Clients Served by Funding Source for Each Agency During FY1999

OKLAHOMA YOUTH CENTER

	Funding Source					
	Total	Mental Health	Substance Abuse	Domestic Violence	Residential Care	Medicaid Other
Pottawatomie	2	2	0	0	0	0
Seminole	1	1	0	0	0	0
Stephens	2	2	0	0	0	0
Tulsa	1	1	0	0	0	0
Wagoner	1	1	0	0	0	0
Woodward	3	3	0	0	0	0
Out of State/Unknown	2	2	0	0	0	0
Other Indicators						
Deaf and Hearing Impaired	1	1	0	0	0	0
Dual Diagnosis	3	3	0	0	0	0
Homeless	22	22	0	0	0	0
SED (6-17)	166	166	0	0	0	0
SMI (If ever)	17	17	0	0	0	0

Notes: The same client may be counted in more than one category, e.g., clients can receive services under more than one contract source, in more than one "County of Residence," or may have multiple "Other Indicators." Please see Definition page for other considerations.

Oklahoma Department of Mental Health and Substance Abuse Services

Counts of Admitted Clients Served by Funding Source for Each Agency During FY1999

OKLMULGEE COUNTY FAMILY RESOURCE CENTER INC.

	Total	Funding Source					
		Mental Health	Substance Abuse	Domestic Violence	Residential Care	Medicaid	Other
Total							
Unduplicated Count	189	0	0	189	0	0	0
Sex							
Female	155	0	0	155	0	0	0
Male	34	0	0	34	0	0	0
Age							
0-04	29	0	0	29	0	0	0
05-17	43	0	0	43	0	0	0
18-20	9	0	0	9	0	0	0
21-24	23	0	0	23	0	0	0
25-34	54	0	0	54	0	0	0
35-44	22	0	0	22	0	0	0
45-54	6	0	0	6	0	0	0
55-64	2	0	0	2	0	0	0
65-74	1	0	0	1	0	0	0
Race							
White	114	0	0	114	0	0	0
Black	16	0	0	16	0	0	0
Native American	50	0	0	50	0	0	0
Hispanic	9	0	0	9	0	0	0
Presenting Problem/Diagnosis							
Social Conditions	189	0	0	189	0	0	0
County of Residence							
Cherokee	3	0	0	3	0	0	0
Craig	1	0	0	1	0	0	0
Creek	6	0	0	6	0	0	0
Jefferson	1	0	0	1	0	0	0
Muskogee	1	0	0	1	0	0	0
Okfuskee	10	0	0	10	0	0	0
Oklahoma	3	0	0	3	0	0	0
Okmulgee	138	0	0	138	0	0	0
Payne	1	0	0	1	0	0	0
Pittsburgh	1	0	0	1	0	0	0
Pontotoc	3	0	0	3	0	0	0
Pottawatomie	6	0	0	6	0	0	0
Tulsa	10	0	0	10	0	0	0
Out of State/Unknown	5	0	0	5	0	0	0
Other Indicators							
Homeless	94	0	0	94	0	0	0
SMI (If ever)	23	0	0	23	0	0	0

Notes: The same client may be counted in more than one category, e.g., clients can receive services under more than one contract source, in more than one "County of Residence," or may have multiple "Other Indicators." Please see Definition page for other considerations.

Oklahoma Department of Mental Health and Substance Abuse Services

Counts of Admitted Clients Served by Funding Source for Each Agency During FY1999

OPPORTUNITIES, INC.

	Total	Funding Source					Other
		Mental Health	Substance Abuse	Domestic Violence	Residential Care	Medicaid	
Total							
Unduplicated Count	281	0	265	0	0	0	35
Sex							
Female	87	0	82	0	0	0	9
Male	194	0	183	0	0	0	26
Age							
18-20	33	0	31	0	0	0	2
21-24	21	0	19	0	0	0	2
25-34	95	0	90	0	0	0	12
35-44	92	0	86	0	0	0	14
45-54	37	0	36	0	0	0	4
55-64	2	0	2	0	0	0	0
65-74	1	0	1	0	0	0	1
Race							
White	161	0	157	0	0	0	12
Black	25	0	25	0	0	0	0
Native American	84	0	72	0	0	0	23
Hispanic	9	0	9	0	0	0	0
Asian	2	0	2	0	0	0	0
Presenting Problem/Diagnosis							
Alcohol Abuse	122	0	118	0	0	0	16
Substance Related	159	0	147	0	0	0	19
County of Residence							
Alfalfa	1	0	1	0	0	0	0
Beckham	13	0	13	0	0	0	0
Blaine	20	0	20	0	0	0	1
Caddo	52	0	42	0	0	0	18
Canadian	5	0	5	0	0	0	0
Carter	1	0	1	0	0	0	0
Choctaw	1	0	1	0	0	0	0
Cleveland	6	0	5	0	0	0	1
Comanche	4	0	4	0	0	0	0
Cotton	1	0	1	0	0	0	0
Creek	1	0	1	0	0	0	1
Custer	44	0	44	0	0	0	1
Dewey	1	0	1	0	0	0	0
Ellis	1	0	1	0	0	0	0
Garfield	7	0	7	0	0	0	0
Grady	8	0	8	0	0	0	1
Greer	2	0	1	0	0	0	1
Harmon	1	0	1	0	0	0	0
Jackson	2	0	2	0	0	0	0
Kay	7	0	5	0	0	0	3
Kiowa	4	0	4	0	0	0	1
Logan	1	0	1	0	0	0	0
Major	1	0	1	0	0	0	0
McClain	1	0	1	0	0	0	0
McCurtain	1	0	1	0	0	0	0
Oklahoma	38	0	37	0	0	0	5
Okmulgee	1	0	1	0	0	0	0

Notes: The same client may be counted in more than one category, e.g., clients can receive services under more than one contract source, in more than one "County of Residence," or may have multiple "Other Indicators." Please see Definition page for other considerations.

Oklahoma Department of Mental Health and Substance Abuse Services
Counts of Admitted Clients Served by Funding Source for Each Agency During FY1999
OPPORTUNITIES, INC.

	Funding Source						
	Total	Mental Health	Substance Abuse	Domestic Violence	Residential Care	Medicaid	Other
Osage	18	0	18	0	0	0	0
Payne	11	0	11	0	0	0	0
Pontotoc	1	0	1	0	0	0	1
Pottawatomie	1	0	0	0	0	0	1
Roger Mills	1	0	1	0	0	0	0
Rogers	1	0	1	0	0	0	0
Stephens	3	0	3	0	0	0	0
Texas	1	0	1	0	0	0	0
Tulsa	5	0	5	0	0	0	0
Washington	3	0	3	0	0	0	0
Washita	3	0	3	0	0	0	0
Woods	1	0	1	0	0	0	0
Woodward	3	0	3	0	0	0	0
Out of State/Unknown	4	0	4	0	0	0	0
Other Indicators							
Deaf and Hearing Impaired	4	0	4	0	0	0	1
Homeless	45	0	45	0	0	0	1
SMI (If ever)	60	0	58	0	0	0	3

Notes: The same client may be counted in more than one category, e.g., clients can receive services under more than one contract source, in more than one "County of Residence," or may have multiple "Other Indicators." Please see Definition page for other considerations.

Oklahoma Department of Mental Health and Substance Abuse Services

Counts of Admitted Clients Served by Funding Source for Each Agency During FY1999

ORCHARD GROVE

	Total	Funding Source					
		Mental Health	Substance Abuse	Domestic Violence	Residential Care	Medicaid	Other
Total							
Unduplicated Count	17	0	0	0	17	0	0
Sex							
Female	8	0	0	0	8	0	0
Male	9	0	0	0	9	0	0
Age							
21-24	3	0	0	0	3	0	0
25-34	5	0	0	0	5	0	0
35-44	5	0	0	0	5	0	0
45-54	2	0	0	0	2	0	0
55-64	2	0	0	0	2	0	0
Race							
White	14	0	0	0	14	0	0
Black	2	0	0	0	2	0	0
Native American	1	0	0	0	1	0	0
Presenting Problem/Diagnosis							
Developmental Disorder	17	0	0	0	17	0	0
County of Residence							
Mayes	17	0	0	0	17	0	0
Other Indicators							
Homeless	1	0	0	0	1	0	0
SMI (If ever)	17	0	0	0	17	0	0

Notes: The same client may be counted in more than one category, e.g., clients can receive services under more than one contract source, in more than one "County of Residence," or may have multiple "Other Indicators." Please see Definition page for other considerations.

Oklahoma Department of Mental Health and Substance Abuse Services

Counts of Admitted Clients Served by Funding Source for Each Agency During FY1999

PADEN RESIDENTIAL CARE

	Total	Funding Source					
		Mental Health	Substance Abuse	Domestic Violence	Residential Care	Medicaid	Other
Total							
Unduplicated Count	25	0	0	0	25	0	0
Sex							
Female	11	0	0	0	11	0	0
Male	14	0	0	0	14	0	0
Age							
25-34	3	0	0	0	3	0	0
35-44	4	0	0	0	4	0	0
45-54	8	0	0	0	8	0	0
55-64	9	0	0	0	9	0	0
65-74	1	0	0	0	1	0	0
Race							
White	21	0	0	0	21	0	0
Black	1	0	0	0	1	0	0
Native American	2	0	0	0	2	0	0
Asian	1	0	0	0	1	0	0
Presenting Problem/Diagnosis							
Developmental Disorder	11	0	0	0	11	0	0
Mood Disorder	3	0	0	0	3	0	0
Other Psychotic	7	0	0	0	7	0	0
Social Conditions	4	0	0	0	4	0	0
County of Residence							
Cleveland	4	0	0	0	4	0	0
Lincoln	2	0	0	0	2	0	0
McIntosh	1	0	0	0	1	0	0
Okfuskee	10	0	0	0	10	0	0
Oklahoma	5	0	0	0	5	0	0
Pontotoc	1	0	0	0	1	0	0
Woodward	2	0	0	0	2	0	0
Other Indicators							
Homeless	2	0	0	0	2	0	0
SMI (If ever)	25	0	0	0	25	0	0

Notes: The same client may be counted in more than one category, e.g., clients can receive services under more than one contract source, in more than one "County of Residence," or may have multiple "Other Indicators." Please see Definition page for other considerations.

Oklahoma Department of Mental Health and Substance Abuse Services

Counts of Admitted Clients Served by Funding Source for Each Agency During FY1999

PARKSIDE, INC.

	Total	Funding Source					
		Mental Health	Substance Abuse	Domestic Violence	Residential Care	Medicaid	Other
Total							
Unduplicated Count	4,320	3,411	1,456	0	0	1,141	0
Sex							
Female	2,259	1,818	555	0	0	683	0
Male	2,061	1,593	901	0	0	458	0
Age							
0-04	2	2	0	0	0	0	0
05-17	170	131	3	0	0	111	0
18-20	191	169	72	0	0	19	0
21-24	289	234	119	0	0	42	0
25-34	1,034	809	419	0	0	209	0
35-44	1,349	1,067	526	0	0	350	0
45-54	862	666	261	0	0	257	0
55-64	318	247	47	0	0	118	0
65-74	83	68	8	0	0	29	0
75-84	19	16	1	0	0	5	0
85+	3	2	0	0	0	1	0
Race							
White	3,194	2,551	1,125	0	0	723	0
Black	817	618	222	0	0	333	0
Native American	161	123	73	0	0	44	0
Hispanic	125	100	33	0	0	31	0
Asian	23	19	3	0	0	10	0
Presenting Problem/Diagnosis							
Alcohol Abuse	68	35	54	0	0	5	0
Developmental Disorder	77	58	0	0	0	52	0
Mood Disorder	2,231	1,826	864	0	0	367	0
Non Alcohol/Drug Related Organic	42	25	5	0	0	23	0
Other Non-Psychotic	367	304	66	0	0	91	0
Other Psychotic	549	438	164	0	0	167	0
Personality Disorder	74	56	24	0	0	20	0
Schizophrenia	773	576	205	0	0	384	0
Social Conditions	53	41	8	0	0	21	0
Substance Related	83	49	66	0	0	11	0
Deferred/No Diagnosis	3	3	0	0	0	0	0
County of Residence							
Adair	2	1	1	0	0	1	0
Bryan	1	1	1	0	0	1	0
Cherokee	4	2	2	0	0	1	0
Comanche	1	0	1	0	0	1	0
Cotton	1	1	0	0	0	0	0
Craig	2	1	1	0	0	1	0
Creek	24	17	14	0	0	3	0
Delaware	1	1	1	0	0	0	0
Kay	3	1	2	0	0	1	0
LeFlore	1	1	1	0	0	0	0
Lincoln	1	1	0	0	0	0	0
Mayes	4	3	1	0	0	1	0
McCurtain	1	1	1	0	0	0	0
Muskogee	5	4	0	0	0	1	0

Notes: The same client may be counted in more than one category, e.g., clients can receive services under more than one contract source, in more than one "County of Residence," or may have multiple "Other Indicators." Please see Definition page for other considerations.

Oklahoma Department of Mental Health and Substance Abuse Services

Counts of Admitted Clients Served by Funding Source for Each Agency During FY1999

PARKSIDE, INC.

	Funding Source						
	Total	Mental Health	Substance Abuse	Domestic Violence	Residential Care	Medicaid	Other
Noble	1	1	0	0	0	0	0
Okfuskee	1	1	0	0	0	0	0
Oklahoma	1	1	0	0	0	0	0
Okmulgee	10	8	3	0	0	3	0
Osage	34	28	9	0	0	12	0
Ottawa	3	3	1	0	0	0	0
Pawnee	4	4	1	0	0	1	0
Payne	3	1	0	0	0	2	0
Pontotoc	1	1	0	0	0	1	0
Rogers	16	13	4	0	0	3	0
Tulsa	4,144	3,273	1,391	0	0	1,102	0
Wagoner	17	12	11	0	0	4	0
Washington	2	2	0	0	0	0	0
Washita	2	2	0	0	0	0	0
Woods	1	1	0	0	0	0	0
Out of State/Unknown	29	25	10	0	0	2	0
Other Indicators							
Deaf and Hearing Impaired	12	9	3	0	0	9	0
Dual Diagnosis	1,105	744	908	0	0	279	0
Homeless	377	311	176	0	0	75	0
SED (6-17)	67	58	1	0	0	41	0
SMI (If ever)	3,496	2,773	1,187	0	0	997	0

Notes: The same client may be counted in more than one category, e.g., clients can receive services under more than one contract source, in more than one "County of Residence," or may have multiple "Other Indicators." Please see Definition page for other considerations.

Oklahoma Department of Mental Health and Substance Abuse Services

Counts of Admitted Clients Served by Funding Source for Each Agency During FY1999

PAYNE CO COUNSELING SVC,INC.

	Total	Funding Source					
		Mental Health	Substance Abuse	Domestic Violence	Residential Care	Medicaid	Other
Total							
Unduplicated Count	199	0	199	0	0	0	0
Sex							
Female	44	0	44	0	0	0	0
Male	155	0	155	0	0	0	0
Age							
18-20	27	0	27	0	0	0	0
21-24	54	0	54	0	0	0	0
25-34	42	0	42	0	0	0	0
35-44	52	0	52	0	0	0	0
45-54	21	0	21	0	0	0	0
55-64	2	0	2	0	0	0	0
65-74	1	0	1	0	0	0	0
Race							
White	154	0	154	0	0	0	0
Black	15	0	15	0	0	0	0
Native American	23	0	23	0	0	0	0
Hispanic	6	0	6	0	0	0	0
Asian	1	0	1	0	0	0	0
Presenting Problem/Diagnosis							
Alcohol Abuse	142	0	142	0	0	0	0
Social Conditions	8	0	8	0	0	0	0
Substance Related	48	0	48	0	0	0	0
Deferred/No Diagnosis	1	0	1	0	0	0	0
County of Residence							
Creek	3	0	3	0	0	0	0
Kingfisher	1	0	1	0	0	0	0
Lincoln	1	0	1	0	0	0	0
Logan	3	0	3	0	0	0	0
Noble	4	0	4	0	0	0	0
Oklahoma	1	0	1	0	0	0	0
Pawnee	4	0	4	0	0	0	0
Payne	182	0	182	0	0	0	0
Other Indicators							
Homeless	3	0	3	0	0	0	0
SMI (If ever)	9	0	9	0	0	0	0

Notes: The same client may be counted in more than one category, e.g., clients can receive services under more than one contract source, in more than one "County of Residence," or may have multiple "Other Indicators." Please see Definition page for other considerations.

Oklahoma Department of Mental Health and Substance Abuse Services
Counts of Admitted Clients Served by Funding Source for Each Agency During FY1999
PEOPLE INCORPORATED

	Total	Funding Source					
		Mental Health	Substance Abuse	Domestic Violence	Residential Care	Medicaid	Other
Total							
Unduplicated Count	30	30	0	0	0	0	0
Sex							
Male	30	30	0	0	0	0	0
Age							
05-17	28	28	0	0	0	0	0
18-20	2	2	0	0	0	0	0
Race							
White	24	24	0	0	0	0	0
Black	2	2	0	0	0	0	0
Native American	2	2	0	0	0	0	0
Hispanic	2	2	0	0	0	0	0
Presenting Problem/Diagnosis							
Social Conditions	30	30	0	0	0	0	0
County of Residence							
Sequoyah	30	30	0	0	0	0	0
Other Indicators							
SED (6-17)	28	28	0	0	0	0	0

Notes: The same client may be counted in more than one category, e.g., clients can receive services under more than one contract source, in more than one "County of Residence," or may have multiple "Other Indicators." Please see Definition page for other considerations.

Oklahoma Department of Mental Health and Substance Abuse Services
Counts of Admitted Clients Served by Funding Source for Each Agency During FY1999
PROJECT SAFE, INC.

	Total	Funding Source					
		Mental Health	Substance Abuse	Domestic Violence	Residential Care	Medicaid	Other
Total							
Unduplicated Count	93	0	0	93	0	0	0
Sex							
Female	80	0	0	80	0	0	0
Male	13	0	0	13	0	0	0
Age							
0-04	4	0	0	4	0	0	0
05-17	25	0	0	25	0	0	0
18-20	8	0	0	8	0	0	0
21-24	5	0	0	5	0	0	0
25-34	29	0	0	29	0	0	0
35-44	12	0	0	12	0	0	0
45-54	9	0	0	9	0	0	0
65-74	1	0	0	1	0	0	0
Race							
White	76	0	0	76	0	0	0
Black	7	0	0	7	0	0	0
Native American	8	0	0	8	0	0	0
Hispanic	2	0	0	2	0	0	0
Presenting Problem/Diagnosis							
Mood Disorder	1	0	0	1	0	0	0
Social Conditions	92	0	0	92	0	0	0
County of Residence							
Lincoln	15	0	0	15	0	0	0
Oklahoma	14	0	0	14	0	0	0
Pottawatomie	61	0	0	61	0	0	0
Seminole	2	0	0	2	0	0	0
Out of State/Unknown	1	0	0	1	0	0	0
Other Indicators							
Homeless	10	0	0	10	0	0	0
SMI (If ever)	7	0	0	7	0	0	0

Notes: The same client may be counted in more than one category, e.g., clients can receive services under more than one contract source, in more than one "County of Residence," or may have multiple "Other Indicators." Please see Definition page for other considerations.

Oklahoma Department of Mental Health and Substance Abuse Services

Counts of Admitted Clients Served by Funding Source for Each Agency During FY1999

RAMBLING ROSE RESIDENTIAL CARE

	Total	Funding Source					
		Mental Health	Substance Abuse	Domestic Violence	Residential Care	Medicaid	Other
Total							
Unduplicated Count	19	0	0	0	19	0	0
Sex							
Female	8	0	0	0	8	0	0
Male	11	0	0	0	11	0	0
Age							
35-44	4	0	0	0	4	0	0
45-54	5	0	0	0	5	0	0
55-64	7	0	0	0	7	0	0
65-74	2	0	0	0	2	0	0
75-84	1	0	0	0	1	0	0
Race							
White	15	0	0	0	15	0	0
Black	3	0	0	0	3	0	0
Hispanic	1	0	0	0	1	0	0
Presenting Problem/Diagnosis							
Alcohol Abuse	1	0	0	0	1	0	0
Developmental Disorder	3	0	0	0	3	0	0
Mood Disorder	5	0	0	0	5	0	0
Other Psychotic	4	0	0	0	4	0	0
Social Conditions	4	0	0	0	4	0	0
Deferred/No Diagnosis	2	0	0	0	2	0	0
County of Residence							
Craig	1	0	0	0	1	0	0
Delaware	1	0	0	0	1	0	0
Mayes	16	0	0	0	16	0	0
Noble	1	0	0	0	1	0	0
Other Indicators							
SMI (If ever)	19	0	0	0	19	0	0

Notes: The same client may be counted in more than one category, e.g., clients can receive services under more than one contract source, in more than one "County of Residence," or may have multiple "Other Indicators." Please see Definition page for other considerations.

Oklahoma Department of Mental Health and Substance Abuse Services

Counts of Admitted Clients Served by Funding Source for Each Agency During FY1999

RED ROCK BEHAVIORAL HEALTH SVC

	Total	Funding Source					
		Mental Health	Substance Abuse	Domestic Violence	Residential Care	Medicaid	Other
Total							
Unduplicated Count	1,750	920	83	0	0	1,140	817
Sex							
Female	982	496	19	0	0	706	454
Male	768	424	64	0	0	434	363
Age							
0-04	12	6	0	0	0	9	3
05-17	209	81	0	0	0	171	60
18-20	30	17	2	0	0	20	6
21-24	42	31	1	0	0	16	11
25-34	225	126	25	0	0	129	105
35-44	439	261	34	0	0	250	220
45-54	307	190	18	0	0	166	150
55-64	162	94	3	0	0	100	79
65-74	129	56	0	0	0	93	78
75-84	102	35	0	0	0	98	59
85+	93	23	0	0	0	88	46
Race							
White	1,060	547	54	0	0	664	529
Black	585	322	23	0	0	393	243
Native American	84	39	5	0	0	69	36
Hispanic	16	7	1	0	0	11	6
Asian	5	5	0	0	0	3	3
Presenting Problem/Diagnosis							
Alcohol Abuse	31	8	14	0	0	13	8
Developmental Disorder	91	29	0	0	0	78	30
Mood Disorder	622	353	25	0	0	353	296
Non Alcohol/Drug Related Organic	83	44	2	0	0	72	33
Other Non-Psychotic	326	105	12	0	0	266	146
Other Psychotic	175	127	7	0	0	101	75
Personality Disorder	11	5	0	0	0	8	6
Schizophrenia	362	228	13	0	0	227	200
Social Conditions	25	13	3	0	0	15	11
Substance Related	22	8	7	0	0	7	10
Deferred/No Diagnosis	2	0	0	0	0	0	2
County of Residence							
Canadian	3	1	1	0	0	1	3
Cleveland	38	26	4	0	0	24	17
Coal	2	2	0	0	0	2	1
Comanche	11	2	0	0	0	11	0
Craig	2	0	0	0	0	2	0
Custer	2	1	0	0	0	1	2
Dewey	1	1	0	0	0	0	1
Garfield	2	2	0	0	0	1	2
Grady	1	1	0	0	0	1	1
Lincoln	281	122	9	0	0	213	108
Logan	2	0	1	0	0	1	1
Okfuskee	1	0	0	0	0	0	1
Oklahoma	924	535	60	0	0	551	430
Payne	19	1	0	0	0	19	3

Notes: The same client may be counted in more than one category, e.g., clients can receive services under more than one contract source, in more than one "County of Residence," or may have multiple "Other Indicators." Please see Definition page for other considerations.

Oklahoma Department of Mental Health and Substance Abuse Services
Counts of Admitted Clients Served by Funding Source for Each Agency During FY1999
RED ROCK BEHAVIORAL HEALTH SVC

	Total	Funding Source					
		Mental Health	Substance Abuse	Domestic Violence	Residential Care	Medicaid	Other
Pottawatomie	390	202	6	0	0	252	212
Seminole	44	19	0	0	0	39	22
Stephens	14	4	0	0	0	12	4
Tulsa	13	1	2	0	0	10	9
Other Indicators							
Deaf and Hearing Impaired	18	8	0	0	0	14	7
Dual Diagnosis	246	172	29	0	0	124	125
Homeless	18	14	9	0	0	10	14
SED (6-17)	58	20	0	0	0	47	12
SMI (If ever)	1,072	690	45	0	0	616	530

Notes: The same client may be counted in more than one category, e.g., clients can receive services under more than one contract source, in more than one "County of Residence," or may have multiple "Other Indicators." Please see Definition page for other considerations.

Oklahoma Department of Mental Health and Substance Abuse Services

Counts of Admitted Clients Served by Funding Source for Each Agency During FY1999

RED ROCK WEST

	Total	Funding Source					
		Mental Health	Substance Abuse	Domestic Violence	Residential Care	Medicaid	Other
Total							
Unduplicated Count	1,452	1,326	20	0	0	524	137
Sex							
Female	832	753	4	0	0	348	79
Male	620	573	16	0	0	176	58
Age							
0-04	17	13	0	0	0	11	1
05-17	189	174	0	0	0	87	4
18-20	80	76	2	0	0	15	0
21-24	118	110	2	0	0	35	4
25-34	321	285	3	0	0	115	22
35-44	384	355	8	0	0	129	41
45-54	214	201	5	0	0	68	32
55-64	101	87	0	0	0	48	27
65-74	26	23	0	0	0	15	6
75-84	2	2	0	0	0	1	0
Race							
White	1,226	1,120	17	0	0	446	121
Black	80	69	0	0	0	37	7
Native American	67	62	2	0	0	19	1
Hispanic	77	73	1	0	0	22	8
Asian	2	2	0	0	0	0	0
Presenting Problem/Diagnosis							
Alcohol Abuse	77	73	8	0	0	10	2
Developmental Disorder	77	68	0	0	0	36	4
Mood Disorder	591	539	8	0	0	210	70
Non Alcohol/Drug Related Organic	9	8	0	0	0	6	2
Other Non-Psychotic	396	355	2	0	0	143	18
Other Psychotic	65	61	0	0	0	31	8
Personality Disorder	20	19	0	0	0	8	2
Schizophrenia	120	109	0	0	0	62	28
Social Conditions	38	38	0	0	0	7	1
Substance Related	59	56	2	0	0	11	2
County of Residence							
Beckham	418	379	0	0	0	150	36
Blaine	183	166	0	0	0	70	10
Caddo	46	45	2	0	0	10	1
Canadian	5	5	0	0	0	0	0
Carter	1	1	0	0	0	0	0
Choctaw	2	2	0	0	0	1	0
Comanche	1	1	0	0	0	0	0
Custer	415	380	15	0	0	146	44
Dewey	21	20	1	0	0	7	3
Garvin	2	1	0	0	0	2	1
Greer	49	43	0	0	0	20	6
Harmon	4	4	0	0	0	0	0
Jackson	5	5	0	0	0	1	1
Johnston	1	1	0	0	0	0	0
Kingfisher	1	1	0	0	0	0	0
Kiowa	150	138	0	0	0	65	27

Notes: The same client may be counted in more than one category, e.g., clients can receive services under more than one contract source, in more than one "County of Residence," or may have multiple "Other Indicators." Please see Definition page for other considerations.

Oklahoma Department of Mental Health and Substance Abuse Services

Counts of Admitted Clients Served by Funding Source for Each Agency During FY1999

RED ROCK WEST

	Total	Funding Source					
		Mental Health	Substance Abuse	Domestic Violence	Residential Care	Medicaid	Other
LeFlore	2	2	0	0	0	0	0
Murray	2	2	0	0	0	1	0
Oklahoma	3	3	0	0	0	1	0
Okmulgee	1	1	0	0	0	0	0
Roger Mills	12	12	0	0	0	2	0
Washita	121	107	2	0	0	47	8
Out of State/Unknown	7	7	0	0	0	1	0
Other Indicators							
Deaf and Hearing Impaired	10	8	0	0	0	4	4
Dual Diagnosis	130	123	4	0	0	43	12
Homeless	30	28	0	0	0	4	0
SED (6-17)	128	116	0	0	0	63	2
SMI (If ever)	836	756	11	0	0	359	123

Notes: The same client may be counted in more than one category, e.g., clients can receive services under more than one contract source, in more than one "County of Residence," or may have multiple "Other Indicators." Please see Definition page for other considerations.

Oklahoma Department of Mental Health and Substance Abuse Services

Counts of Admitted Clients Served by Funding Source for Each Agency During FY1999

ROADBACK, INC.

	Total	Funding Source					
		Mental Health	Substance Abuse	Domestic Violence	Residential Care	Medicaid	Other
Total							
Unduplicated Count	332	0	332	0	0	0	0
Sex							
Female	95	0	95	0	0	0	0
Male	237	0	237	0	0	0	0
Age							
05-17	13	0	13	0	0	0	0
18-20	16	0	16	0	0	0	0
21-24	24	0	24	0	0	0	0
25-34	97	0	97	0	0	0	0
35-44	125	0	125	0	0	0	0
45-54	39	0	39	0	0	0	0
55-64	16	0	16	0	0	0	0
65-74	2	0	2	0	0	0	0
Race							
White	192	0	192	0	0	0	0
Black	67	0	67	0	0	0	0
Native American	61	0	61	0	0	0	0
Hispanic	11	0	11	0	0	0	0
Asian	1	0	1	0	0	0	0
Presenting Problem/Diagnosis							
Alcohol Abuse	180	0	180	0	0	0	0
Substance Related	151	0	151	0	0	0	0
Deferred/No Diagnosis	1	0	1	0	0	0	0
County of Residence							
Beaver	1	0	1	0	0	0	0
Beckham	3	0	3	0	0	0	0
Bryan	5	0	5	0	0	0	0
Caddo	12	0	12	0	0	0	0
Canadian	1	0	1	0	0	0	0
Carter	2	0	2	0	0	0	0
Cherokee	1	0	1	0	0	0	0
Cleveland	1	0	1	0	0	0	0
Comanche	187	0	187	0	0	0	0
Cotton	1	0	1	0	0	0	0
Custer	4	0	4	0	0	0	0
Garfield	1	0	1	0	0	0	0
Grady	4	0	4	0	0	0	0
Greer	5	0	5	0	0	0	0
Harmon	2	0	2	0	0	0	0
Jackson	33	0	33	0	0	0	0
Kiowa	2	0	2	0	0	0	0
Lincoln	1	0	1	0	0	0	0
Love	1	0	1	0	0	0	0
Mayes	1	0	1	0	0	0	0
McClain	1	0	1	0	0	0	0
McCurtain	1	0	1	0	0	0	0
McIntosh	1	0	1	0	0	0	0
Murray	2	0	2	0	0	0	0
Muskogee	1	0	1	0	0	0	0

Notes: The same client may be counted in more than one category, e.g., clients can receive services under more than one contract source, in more than one "County of Residence," or may have multiple "Other Indicators." Please see Definition page for other considerations.

Oklahoma Department of Mental Health and Substance Abuse Services

Counts of Admitted Clients Served by Funding Source for Each Agency During FY1999

ROADBACK, INC.

	Funding Source						
	Total	Mental Health	Substance Abuse	Domestic Violence	Residential Care	Medicaid	Other
Nowata	3	0	3	0	0	0	0
Okfuskee	1	0	1	0	0	0	0
Oklahoma	16	0	16	0	0	0	0
Okmulgee	1	0	1	0	0	0	0
Pittsburgh	1	0	1	0	0	0	0
Pontotoc	1	0	1	0	0	0	0
Pottawatomie	3	0	3	0	0	0	0
Rogers	1	0	1	0	0	0	0
Stephens	11	0	11	0	0	0	0
Tillman	6	0	6	0	0	0	0
Tulsa	4	0	4	0	0	0	0
Washita	2	0	2	0	0	0	0
Out of State/Unknown	8	0	8	0	0	0	0
Other Indicators							
Homeless	104	0	104	0	0	0	0
SMI (If ever)	54	0	54	0	0	0	0

Notes: The same client may be counted in more than one category, e.g., clients can receive services under more than one contract source, in more than one "County of Residence," or may have multiple "Other Indicators." Please see Definition page for other considerations.

Oklahoma Department of Mental Health and Substance Abuse Services

Counts of Admitted Clients Served by Funding Source for Each Agency During FY1999

ROGERS CO COMMUNITY SERVICES

	Total	Funding Source					
		Mental Health	Substance Abuse	Domestic Violence	Residential Care	Medicaid	Other
Total							
Unduplicated Count	263	0	0	263	0	0	0
Sex							
Female	185	0	0	185	0	0	0
Male	78	0	0	78	0	0	0
Age							
0-04	34	0	0	34	0	0	0
05-17	53	0	0	53	0	0	0
18-20	12	0	0	12	0	0	0
21-24	20	0	0	20	0	0	0
25-34	77	0	0	77	0	0	0
35-44	49	0	0	49	0	0	0
45-54	12	0	0	12	0	0	0
55-64	4	0	0	4	0	0	0
65-74	1	0	0	1	0	0	0
75-84	1	0	0	1	0	0	0
Race							
White	191	0	0	191	0	0	0
Black	11	0	0	11	0	0	0
Native American	53	0	0	53	0	0	0
Hispanic	8	0	0	8	0	0	0
Presenting Problem/Diagnosis							
Developmental Disorder	2	0	0	2	0	0	0
Mood Disorder	2	0	0	2	0	0	0
Social Conditions	257	0	0	257	0	0	0
Substance Related	1	0	0	1	0	0	0
Deferred/No Diagnosis	1	0	0	1	0	0	0
County of Residence							
Craig	1	0	0	1	0	0	0
Creek	1	0	0	1	0	0	0
Delaware	2	0	0	2	0	0	0
Marshall	1	0	0	1	0	0	0
Mayes	56	0	0	56	0	0	0
McIntosh	1	0	0	1	0	0	0
Muskogee	2	0	0	2	0	0	0
Nowata	3	0	0	3	0	0	0
Oklahoma	1	0	0	1	0	0	0
Okmulgee	3	0	0	3	0	0	0
Ottawa	3	0	0	3	0	0	0
Rogers	171	0	0	171	0	0	0
Tulsa	8	0	0	8	0	0	0
Wagoner	3	0	0	3	0	0	0
Washington	1	0	0	1	0	0	0
Out of State/Unknown	6	0	0	6	0	0	0
Other Indicators							
Deaf and Hearing Impaired	1	0	0	1	0	0	0
Homeless	66	0	0	66	0	0	0
SMI (If ever)	30	0	0	30	0	0	0

Notes: The same client may be counted in more than one category, e.g., clients can receive services under more than one contract source, in more than one "County of Residence," or may have multiple "Other Indicators." Please see Definition page for other considerations.

Oklahoma Department of Mental Health and Substance Abuse Services
Counts of Admitted Clients Served by Funding Source for Each Agency During FY1999
ROGERS COUNTY DRUG ABUSE PROGRAM, INC.

	Total	Funding Source					Other
		Mental Health	Substance Abuse	Domestic Violence	Residential Care	Medicaid	
Total							
Unduplicated Count	200	0	197	0	0	0	25
Sex							
Female	69	0	68	0	0	0	7
Male	131	0	129	0	0	0	18
Age							
05-17	13	0	13	0	0	0	2
18-20	23	0	22	0	0	0	4
21-24	23	0	23	0	0	0	1
25-34	65	0	64	0	0	0	6
35-44	58	0	58	0	0	0	8
45-54	16	0	15	0	0	0	4
55-64	1	0	1	0	0	0	0
75-84	1	0	1	0	0	0	0
Race							
White	165	0	162	0	0	0	24
Black	4	0	4	0	0	0	0
Native American	27	0	27	0	0	0	1
Hispanic	3	0	3	0	0	0	0
Asian	1	0	1	0	0	0	0
Presenting Problem/Diagnosis							
Alcohol Abuse	78	0	77	0	0	0	6
Social Conditions	9	0	8	0	0	0	1
Substance Related	112	0	111	0	0	0	18
Deferred/No Diagnosis	1	0	1	0	0	0	0
County of Residence							
Craig	4	0	4	0	0	0	0
Delaware	1	0	1	0	0	0	1
Jackson	1	0	1	0	0	0	0
Mayes	21	0	20	0	0	0	3
Nowata	1	0	1	0	0	0	0
Rogers	159	0	157	0	0	0	19
Stephens	1	0	1	0	0	0	0
Tillman	1	0	1	0	0	0	0
Tulsa	9	0	9	0	0	0	1
Wagoner	2	0	2	0	0	0	1
Other Indicators							
Deaf and Hearing Impaired	1	0	1	0	0	0	0
Homeless	3	0	3	0	0	0	0
SMI (If ever)	24	0	24	0	0	0	3

Notes: The same client may be counted in more than one category, e.g., clients can receive services under more than one contract source, in more than one "County of Residence," or may have multiple "Other Indicators." Please see Definition page for other considerations.

Oklahoma Department of Mental Health and Substance Abuse Services

Counts of Admitted Clients Served by Funding Source for Each Agency During FY1999

S.O.S. FOR FAMILIES

	Total	Funding Source					
		Mental Health	Substance Abuse	Domestic Violence	Residential Care	Medicaid	Other
Total							
Unduplicated Count	430	0	0	430	0	0	3
Sex							
Female	289	0	0	289	0	0	3
Male	141	0	0	141	0	0	0
Age							
0-04	29	0	0	29	0	0	0
05-17	73	0	0	73	0	0	0
18-20	22	0	0	22	0	0	1
21-24	48	0	0	48	0	0	0
25-34	129	0	0	129	0	0	0
35-44	93	0	0	93	0	0	2
45-54	30	0	0	30	0	0	0
55-64	6	0	0	6	0	0	0
Race							
White	303	0	0	303	0	0	2
Black	47	0	0	47	0	0	0
Native American	75	0	0	75	0	0	1
Hispanic	4	0	0	4	0	0	0
Asian	1	0	0	1	0	0	0
Presenting Problem/Diagnosis							
Alcohol Abuse	7	0	0	7	0	0	0
Developmental Disorder	73	0	0	73	0	0	0
Mood Disorder	4	0	0	4	0	0	0
Social Conditions	337	0	0	337	0	0	3
Substance Related	2	0	0	2	0	0	0
Deferred/No Diagnosis	7	0	0	7	0	0	0
County of Residence							
Caddo	1	0	0	1	0	0	0
Cherokee	2	0	0	2	0	0	0
Choctaw	64	0	0	64	0	0	0
Marshall	1	0	0	1	0	0	0
McCurtain	304	0	0	304	0	0	3
Oklahoma	1	0	0	1	0	0	0
Pottawatomie	2	0	0	2	0	0	0
Pushmataha	51	0	0	51	0	0	0
Tillman	1	0	0	1	0	0	0
Out of State/Unknown	3	0	0	3	0	0	0
Other Indicators							
Homeless	26	0	0	26	0	0	0
SMI (If ever)	22	0	0	22	0	0	0

Notes: The same client may be counted in more than one category, e.g., clients can receive services under more than one contract source, in more than one "County of Residence," or may have multiple "Other Indicators." Please see Definition page for other considerations.

Oklahoma Department of Mental Health and Substance Abuse Services

Counts of Admitted Clients Served by Funding Source for Each Agency During FY1999

S.W. YOUTH & FAMILY SERVICES

	Total	Funding Source					
		Mental Health	Substance Abuse	Domestic Violence	Residential Care	Medicaid	Other
Total							
Unduplicated Count	145	0	145	0	0	0	0
Sex							
Female	77	0	77	0	0	0	0
Male	68	0	68	0	0	0	0
Age							
05-17	79	0	79	0	0	0	0
18-20	15	0	15	0	0	0	0
21-24	7	0	7	0	0	0	0
25-34	23	0	23	0	0	0	0
35-44	17	0	17	0	0	0	0
45-54	3	0	3	0	0	0	0
55-64	1	0	1	0	0	0	0
Race							
White	108	0	108	0	0	0	0
Black	17	0	17	0	0	0	0
Native American	12	0	12	0	0	0	0
Hispanic	8	0	8	0	0	0	0
Presenting Problem/Diagnosis							
Alcohol Abuse	25	0	25	0	0	0	0
Social Conditions	60	0	60	0	0	0	0
Substance Related	56	0	56	0	0	0	0
Deferred/No Diagnosis	4	0	4	0	0	0	0
County of Residence							
Adair	1	0	1	0	0	0	0
Caddo	16	0	16	0	0	0	0
Canadian	1	0	1	0	0	0	0
Cleveland	1	0	1	0	0	0	0
Grady	125	0	125	0	0	0	0
McClain	1	0	1	0	0	0	0
Other Indicators							
Deaf and Hearing Impaired	1	0	1	0	0	0	0
Homeless	1	0	1	0	0	0	0
SMI (If ever)	10	0	10	0	0	0	0

Notes: The same client may be counted in more than one category, e.g., clients can receive services under more than one contract source, in more than one "County of Residence," or may have multiple "Other Indicators." Please see Definition page for other considerations.

Oklahoma Department of Mental Health and Substance Abuse Services

Counts of Admitted Clients Served by Funding Source for Each Agency During FY1999

SANTE FE RESIDENTIAL CARE

		Funding Source						
		Total	Mental Health	Substance Abuse	Domestic Violence	Residential Care	Medicaid Other	
Total	Unduplicated Count	27	0	0	0	27	0	0
Sex	Male	27	0	0	0	27	0	0
Age	25-34	5	0	0	0	5	0	0
	35-44	6	0	0	0	6	0	0
	45-54	2	0	0	0	2	0	0
	55-64	10	0	0	0	10	0	0
	65-74	4	0	0	0	4	0	0
Race	White	25	0	0	0	25	0	0
	Native American	1	0	0	0	1	0	0
	Asian	1	0	0	0	1	0	0
Presenting Problem/Diagnosis	Developmental Disorder	1	0	0	0	1	0	0
	Mood Disorder	1	0	0	0	1	0	0
	Other Psychotic	21	0	0	0	21	0	0
	Social Conditions	3	0	0	0	3	0	0
	Deferred/No Diagnosis	1	0	0	0	1	0	0
County of Residence	Craig	27	0	0	0	27	0	0
Other Indicators	Homeless	1	0	0	0	1	0	0
	SMI (If ever)	27	0	0	0	27	0	0

Notes: The same client may be counted in more than one category, e.g., clients can receive services under more than one contract source, in more than one "County of Residence," or may have multiple "Other Indicators." Please see Definition page for other considerations.

Oklahoma Department of Mental Health and Substance Abuse Services

Counts of Admitted Clients Served by Funding Source for Each Agency During FY1999

SECOND CHANCE CDU

	Total	Funding Source					
		Mental Health	Substance Abuse	Domestic Violence	Residential Care	Medicaid	Other
Total							
Unduplicated Count	106	0	103	0	0	6	15
Sex							
Female	35	0	35	0	0	1	2
Male	71	0	68	0	0	5	13
Age							
05-17	102	0	99	0	0	4	15
18-20	4	0	4	0	0	2	0
Race							
White	73	0	71	0	0	5	11
Black	9	0	9	0	0	0	1
Native American	16	0	16	0	0	1	1
Hispanic	7	0	7	0	0	0	1
Asian	1	0	0	0	0	0	1
Presenting Problem/Diagnosis							
Alcohol Abuse	1	0	1	0	0	0	0
Substance Related	94	0	91	0	0	6	15
Deferred/No Diagnosis	11	0	11	0	0	0	0
County of Residence							
Adair	1	0	1	0	0	0	0
Caddo	4	0	4	0	0	2	0
Canadian	3	0	3	0	0	0	1
Choctaw	2	0	2	0	0	0	1
Cleveland	12	0	12	0	0	0	3
Comanche	1	0	1	0	0	0	0
Cotton	1	0	1	0	0	0	0
Creek	1	0	1	0	0	0	0
Delaware	1	0	1	0	0	0	0
Johnston	1	0	1	0	0	0	1
Kay	2	0	2	0	0	0	0
Kiowa	1	0	1	0	0	0	0
LeFlore	1	0	1	0	0	0	0
Logan	3	0	3	0	0	1	0
Mayes	1	0	1	0	0	0	0
McClain	4	0	4	0	0	0	2
McCurtain	4	0	4	0	0	1	0
McIntosh	1	0	1	0	0	0	0
Muskogee	2	0	2	0	0	1	0
Noble	1	0	1	0	0	0	0
Oklahoma	19	0	18	0	0	1	2
Okmulgee	4	0	4	0	0	0	0
Osage	1	0	1	0	0	0	0
Ottawa	1	0	1	0	0	0	0
Pittsburgh	1	0	1	0	0	0	0
Pottawatomie	3	0	3	0	0	0	0
Rogers	3	0	3	0	0	0	0
Sequoyah	1	0	1	0	0	0	0
Tulsa	21	0	19	0	0	0	4
Washington	2	0	2	0	0	0	0
Woods	2	0	2	0	0	0	0

Notes: The same client may be counted in more than one category, e.g., clients can receive services under more than one contract source, in more than one "County of Residence," or may have multiple "Other Indicators." Please see Definition page for other considerations.

Oklahoma Department of Mental Health and Substance Abuse Services
Counts of Admitted Clients Served by Funding Source for Each Agency During FY1999
SECOND CHANCE CDU

	Total	Funding Source					
		Mental Health	Substance Abuse	Domestic Violence	Residential Care	Medicaid	Other
Woodward	1	0	1	0	0	0	1
Other Indicators							
Homeless	1	0	1	0	0	0	0
SMI (If ever)	4	0	4	0	0	1	0

Notes: The same client may be counted in more than one category, e.g., clients can receive services under more than one contract source, in more than one "County of Residence," or may have multiple "Other Indicators." Please see Definition page for other considerations.

Oklahoma Department of Mental Health and Substance Abuse Services

Counts of Admitted Clients Served by Funding Source for Each Agency During FY1999

SHERRYS OLD FASHIONED R & B

	Total	Funding Source					
		Mental Health	Substance Abuse	Domestic Violence	Residential Care	Medicaid	Other
Total							
Unduplicated Count	39	0	0	0	39	0	0
Sex							
Female	2	0	0	0	2	0	0
Male	37	0	0	0	37	0	0
Age							
18-20	1	0	0	0	1	0	0
21-24	2	0	0	0	2	0	0
25-34	9	0	0	0	9	0	0
35-44	10	0	0	0	10	0	0
45-54	10	0	0	0	10	0	0
55-64	7	0	0	0	7	0	0
Race							
White	32	0	0	0	32	0	0
Black	3	0	0	0	3	0	0
Native American	2	0	0	0	2	0	0
Hispanic	1	0	0	0	1	0	0
Asian	1	0	0	0	1	0	0
Presenting Problem/Diagnosis							
Developmental Disorder	1	0	0	0	1	0	0
Mood Disorder	8	0	0	0	8	0	0
Other Psychotic	19	0	0	0	19	0	0
Schizophrenia	5	0	0	0	5	0	0
Social Conditions	6	0	0	0	6	0	0
County of Residence							
Lincoln	39	0	0	0	39	0	0
Other Indicators							
Deaf and Hearing Impaired	1	0	0	0	1	0	0
Dual Diagnosis	1	0	0	0	1	0	0
SMI (If ever)	39	0	0	0	39	0	0

Notes: The same client may be counted in more than one category, e.g., clients can receive services under more than one contract source, in more than one "County of Residence," or may have multiple "Other Indicators." Please see Definition page for other considerations.

Oklahoma Department of Mental Health and Substance Abuse Services

Counts of Admitted Clients Served by Funding Source for Each Agency During FY1999

SOAARR, INC.

	Total	Funding Source					Other
		Mental Health	Substance Abuse	Domestic Violence	Residential Care	Medicaid	
Total							
Unduplicated Count	91	0	78	0	0	0	15
Sex							
Female	34	0	30	0	0	0	5
Male	57	0	48	0	0	0	10
Age							
05-17	86	0	73	0	0	0	15
18-20	5	0	5	0	0	0	0
Race							
White	68	0	60	0	0	0	10
Black	5	0	4	0	0	0	1
Native American	14	0	11	0	0	0	3
Hispanic	3	0	3	0	0	0	0
Asian	1	0	0	0	0	0	1
Presenting Problem/Diagnosis							
Alcohol Abuse	1	0	1	0	0	0	0
Substance Related	90	0	77	0	0	0	15
County of Residence							
Beckham	4	0	3	0	0	0	1
Caddo	1	0	1	0	0	0	0
Canadian	6	0	6	0	0	0	0
Cherokee	1	0	1	0	0	0	0
Choctaw	1	0	1	0	0	0	0
Cleveland	6	0	5	0	0	0	1
Comanche	2	0	1	0	0	0	1
Creek	2	0	2	0	0	0	1
Custer	2	0	1	0	0	0	1
Garfield	4	0	2	0	0	0	2
Garvin	2	0	1	0	0	0	1
Greer	1	0	1	0	0	0	0
Haskell	1	0	1	0	0	0	0
Kay	1	0	1	0	0	0	0
Kiowa	2	0	2	0	0	0	0
Love	2	0	2	0	0	0	0
Mayes	2	0	1	0	0	0	1
McClain	1	0	1	0	0	0	0
Muskogee	1	0	1	0	0	0	0
Oklahoma	12	0	10	0	0	0	2
Payne	1	0	1	0	0	0	0
Pottawatomie	1	0	1	0	0	0	0
Roger Mills	1	0	1	0	0	0	0
Stephens	1	0	1	0	0	0	0
Texas	2	0	1	0	0	0	1
Tulsa	28	0	27	0	0	0	2
Wagoner	1	0	1	0	0	0	0
Woodward	2	0	1	0	0	0	1
Other Indicators							
Homeless	1	0	1	0	0	0	0
SED (6-17)	86	0	73	0	0	0	15
SMI (If ever)	6	0	5	0	0	0	1

Notes: The same client may be counted in more than one category, e.g., clients can receive services under more than one contract source, in more than one "County of Residence," or may have multiple "Other Indicators." Please see Definition page for other considerations.

Oklahoma Department of Mental Health and Substance Abuse Services

Counts of Admitted Clients Served by Funding Source for Each Agency During FY1999

SOUTHWEST RETIREMENT HOME, INC

	Total	Funding Source					
		Mental Health	Substance Abuse	Domestic Violence	Residential Care	Medicaid	Other
Total							
Unduplicated Count	63	33	0	0	63	0	0
Sex							
Female	30	8	0	0	30	0	0
Male	33	25	0	0	33	0	0
Age							
25-34	6	5	0	0	6	0	0
35-44	15	10	0	0	15	0	0
45-54	24	12	0	0	24	0	0
55-64	9	3	0	0	9	0	0
65-74	7	3	0	0	7	0	0
75-84	1	0	0	0	1	0	0
85+	1	0	0	0	1	0	0
Race							
White	47	24	0	0	47	0	0
Black	9	7	0	0	9	0	0
Native American	3	0	0	0	3	0	0
Hispanic	3	1	0	0	3	0	0
Asian	1	1	0	0	1	0	0
Presenting Problem/Diagnosis							
Developmental Disorder	20	9	0	0	20	0	0
Mood Disorder	3	0	0	0	3	0	0
Other Psychotic	2	2	0	0	2	0	0
Social Conditions	27	15	0	0	27	0	0
Deferred/No Diagnosis	11	7	0	0	11	0	0
County of Residence							
Adair	1	0	0	0	1	0	0
Cimarron	1	0	0	0	1	0	0
Coal	1	0	0	0	1	0	0
Comanche	57	31	0	0	57	0	0
Jackson	2	1	0	0	2	0	0
Out of State/Unknown	1	1	0	0	1	0	0
Other Indicators							
Homeless	2	0	0	0	2	0	0
SMI (If ever)	60	32	0	0	60	0	0

Notes: The same client may be counted in more than one category, e.g., clients can receive services under more than one contract source, in more than one "County of Residence," or may have multiple "Other Indicators." Please see Definition page for other considerations.

Oklahoma Department of Mental Health and Substance Abuse Services

Counts of Admitted Clients Served by Funding Source for Each Agency During FY1999

STARTING POINT II, INC.

	Total	Funding Source					
		Mental Health	Substance Abuse	Domestic Violence	Residential Care	Medicaid	Other
Total							
Unduplicated Count	436	0	436	0	0	0	0
Sex							
Female	101	0	101	0	0	0	0
Male	335	0	335	0	0	0	0
Age							
05-17	4	0	4	0	0	0	0
18-20	52	0	52	0	0	0	0
21-24	82	0	82	0	0	0	0
25-34	112	0	112	0	0	0	0
35-44	147	0	147	0	0	0	0
45-54	31	0	31	0	0	0	0
55-64	7	0	7	0	0	0	0
65-74	1	0	1	0	0	0	0
Race							
White	315	0	315	0	0	0	0
Black	29	0	29	0	0	0	0
Native American	76	0	76	0	0	0	0
Hispanic	14	0	14	0	0	0	0
Asian	2	0	2	0	0	0	0
Presenting Problem/Diagnosis							
Alcohol Abuse	211	0	211	0	0	0	0
Substance Related	223	0	223	0	0	0	0
Deferred/No Diagnosis	2	0	2	0	0	0	0
County of Residence							
Adair	1	0	1	0	0	0	0
Bryan	3	0	3	0	0	0	0
Canadian	6	0	6	0	0	0	0
Cherokee	3	0	3	0	0	0	0
Choctaw	2	0	2	0	0	0	0
Cleveland	4	0	4	0	0	0	0
Creek	4	0	4	0	0	0	0
Custer	1	0	1	0	0	0	0
Garfield	39	0	39	0	0	0	0
Hughes	3	0	3	0	0	0	0
Jefferson	1	0	1	0	0	0	0
Kay	51	0	51	0	0	0	0
Kingfisher	3	0	3	0	0	0	0
Latimer	2	0	2	0	0	0	0
LeFlore	1	0	1	0	0	0	0
Lincoln	6	0	6	0	0	0	0
Logan	10	0	10	0	0	0	0
Major	3	0	3	0	0	0	0
Mayes	2	0	2	0	0	0	0
McClain	1	0	1	0	0	0	0
McCurtain	9	0	9	0	0	0	0
McIntosh	1	0	1	0	0	0	0
Muskogee	3	0	3	0	0	0	0
Noble	12	0	12	0	0	0	0
Oklahoma	21	0	21	0	0	0	0

Notes: The same client may be counted in more than one category, e.g., clients can receive services under more than one contract source, in more than one "County of Residence," or may have multiple "Other Indicators." Please see Definition page for other considerations.

Oklahoma Department of Mental Health and Substance Abuse Services
Counts of Admitted Clients Served by Funding Source for Each Agency During FY1999
STARTING POINT II, INC.

	Total	Funding Source					
		Mental Health	Substance Abuse	Domestic Violence	Residential Care	Medicaid	Other
Okmulgee	2	0	2	0	0	0	0
Osage	10	0	10	0	0	0	0
Pawnee	5	0	5	0	0	0	0
Payne	185	0	185	0	0	0	0
Pontotoc	3	0	3	0	0	0	0
Pottawatomie	12	0	12	0	0	0	0
Rogers	3	0	3	0	0	0	0
Seminole	7	0	7	0	0	0	0
Tulsa	11	0	11	0	0	0	0
Washington	3	0	3	0	0	0	0
Washita	1	0	1	0	0	0	0
Out of State/Unknown	2	0	2	0	0	0	0
Other Indicators							
Homeless	78	0	78	0	0	0	0
SMI (If ever)	87	0	87	0	0	0	0

Notes: The same client may be counted in more than one category, e.g., clients can receive services under more than one contract source, in more than one "County of Residence," or may have multiple "Other Indicators." Please see Definition page for other considerations.

Oklahoma Department of Mental Health and Substance Abuse Services

Counts of Admitted Clients Served by Funding Source for Each Agency During FY1999

STEPHENS COUNTY VOLUNTEERS FOR CRISIS INTERVENTION

	Total	Funding Source					
		Mental Health	Substance Abuse	Domestic Violence	Residential Care	Medicaid	Other
Total							
Unduplicated Count	280	0	0	280	0	0	0
Sex							
Female	211	0	0	211	0	0	0
Male	69	0	0	69	0	0	0
Age							
0-04	53	0	0	53	0	0	0
05-17	87	0	0	87	0	0	0
18-20	14	0	0	14	0	0	0
21-24	20	0	0	20	0	0	0
25-34	57	0	0	57	0	0	0
35-44	38	0	0	38	0	0	0
45-54	10	0	0	10	0	0	0
55-64	1	0	0	1	0	0	0
Race							
White	195	0	0	195	0	0	0
Black	36	0	0	36	0	0	0
Native American	21	0	0	21	0	0	0
Hispanic	24	0	0	24	0	0	0
Asian	4	0	0	4	0	0	0
Presenting Problem/Diagnosis							
Social Conditions	280	0	0	280	0	0	0
County of Residence							
Carter	2	0	0	2	0	0	0
Comanche	1	0	0	1	0	0	0
Cotton	6	0	0	6	0	0	0
Grady	4	0	0	4	0	0	0
Jefferson	1	0	0	1	0	0	0
Oklahoma	2	0	0	2	0	0	0
Stephens	264	0	0	264	0	0	0
Other Indicators							
Homeless	40	0	0	40	0	0	0
SMI (If ever)	12	0	0	12	0	0	0

Notes: The same client may be counted in more than one category, e.g., clients can receive services under more than one contract source, in more than one "County of Residence," or may have multiple "Other Indicators." Please see Definition page for other considerations.

Oklahoma Department of Mental Health and Substance Abuse Services

Counts of Admitted Clients Served by Funding Source for Each Agency During FY1999

STILLWATER DOMESTIC VIOLENCE SERVICE INC.

	Total	Funding Source					
		Mental Health	Substance Abuse	Domestic Violence	Residential Care	Medicaid	Other
Total							
Unduplicated Count	425	0	0	425	0	0	4
Sex							
Female	250	0	0	250	0	0	3
Male	175	0	0	175	0	0	1
Age							
0-04	77	0	0	77	0	0	0
05-17	67	0	0	67	0	0	0
18-20	26	0	0	26	0	0	1
21-24	41	0	0	41	0	0	0
25-34	107	0	0	107	0	0	3
35-44	81	0	0	81	0	0	0
45-54	22	0	0	22	0	0	0
55-64	3	0	0	3	0	0	0
65-74	1	0	0	1	0	0	0
Race							
White	337	0	0	337	0	0	3
Black	36	0	0	36	0	0	1
Native American	28	0	0	28	0	0	0
Hispanic	15	0	0	15	0	0	0
Asian	9	0	0	9	0	0	0
Presenting Problem/Diagnosis							
Alcohol Abuse	1	0	0	1	0	0	0
Mood Disorder	1	0	0	1	0	0	0
Other Psychotic	1	0	0	1	0	0	0
Social Conditions	342	0	0	342	0	0	4
Deferred/No Diagnosis	80	0	0	80	0	0	0
County of Residence							
Adair	1	0	0	1	0	0	0
Carter	1	0	0	1	0	0	0
Creek	1	0	0	1	0	0	0
Grady	1	0	0	1	0	0	0
Kay	4	0	0	4	0	0	0
Kingfisher	2	0	0	2	0	0	0
Lincoln	11	0	0	11	0	0	0
Logan	5	0	0	5	0	0	0
Marshall	1	0	0	1	0	0	0
Muskogee	3	0	0	3	0	0	0
Noble	16	0	0	16	0	0	0
Oklahoma	12	0	0	12	0	0	0
Osage	2	0	0	2	0	0	1
Pawnee	16	0	0	16	0	0	0
Payne	328	0	0	328	0	0	3
Pontotoc	3	0	0	3	0	0	0
Pottawatomie	4	0	0	4	0	0	0
Roger Mills	1	0	0	1	0	0	0
Sequoyah	5	0	0	5	0	0	0
Tillman	1	0	0	1	0	0	0
Tulsa	1	0	0	1	0	0	0
Out of State/Unknown	6	0	0	6	0	0	0

Notes: The same client may be counted in more than one category, e.g., clients can receive services under more than one contract source, in more than one "County of Residence," or may have multiple "Other Indicators." Please see Definition page for other considerations.

Oklahoma Department of Mental Health and Substance Abuse Services
 Counts of Admitted Clients Served by Funding Source for Each Agency During FY1999
STILLWATER DOMESTIC VIOLENCE SERVICE INC.

	Total	Funding Source					
		Mental Health	Substance Abuse	Domestic Violence	Residential Care	Medicaid	Other
Other Indicators							
Homeless	21	0	0	21	0	0	0
SMI (If ever)	37	0	0	37	0	0	1

Notes: The same client may be counted in more than one category, e.g., clients can receive services under more than one contract source, in more than one "County of Residence," or may have multiple "Other Indicators." Please see Definition page for other considerations.

Oklahoma Department of Mental Health and Substance Abuse Services

Counts of Admitted Clients Served by Funding Source for Each Agency During FY1999

STREET SCHOOL, INC.

	Total	Funding Source					
		Mental Health	Substance Abuse	Domestic Violence	Residential Care	Medicaid	Other
Total							
Unduplicated Count	38	0	38	0	0	0	0
Sex							
Female	16	0	16	0	0	0	0
Male	22	0	22	0	0	0	0
Age							
05-17	34	0	34	0	0	0	0
18-20	4	0	4	0	0	0	0
Race							
White	23	0	23	0	0	0	0
Black	8	0	8	0	0	0	0
Native American	2	0	2	0	0	0	0
Hispanic	5	0	5	0	0	0	0
Presenting Problem/Diagnosis							
Alcohol Abuse	4	0	4	0	0	0	0
Mood Disorder	1	0	1	0	0	0	0
Social Conditions	6	0	6	0	0	0	0
Substance Related	20	0	20	0	0	0	0
Deferred/No Diagnosis	7	0	7	0	0	0	0
County of Residence							
Tulsa	38	0	38	0	0	0	0
Other Indicators							
SMI (If ever)	1	0	1	0	0	0	0

Notes: The same client may be counted in more than one category, e.g., clients can receive services under more than one contract source, in more than one "County of Residence," or may have multiple "Other Indicators." Please see Definition page for other considerations.

Oklahoma Department of Mental Health and Substance Abuse Services

Counts of Admitted Clients Served by Funding Source for Each Agency During FY1999

SUGAR MOUNTAIN RETREAT

	Total	Funding Source					
		Mental Health	Substance Abuse	Domestic Violence	Residential Care	Medicaid	Other
Total							
Unduplicated Count	68	0	0	0	68	0	0
Sex							
Female	27	0	0	0	27	0	0
Male	41	0	0	0	41	0	0
Age							
18-20	1	0	0	0	1	0	0
21-24	5	0	0	0	5	0	0
25-34	18	0	0	0	18	0	0
35-44	21	0	0	0	21	0	0
45-54	15	0	0	0	15	0	0
55-64	7	0	0	0	7	0	0
65-74	1	0	0	0	1	0	0
Race							
White	60	0	0	0	60	0	0
Black	2	0	0	0	2	0	0
Native American	6	0	0	0	6	0	0
Presenting Problem/Diagnosis							
Mood Disorder	6	0	0	0	6	0	0
Other Psychotic	60	0	0	0	60	0	0
Social Conditions	1	0	0	0	1	0	0
Deferred/No Diagnosis	1	0	0	0	1	0	0
County of Residence							
Cherokee	68	0	0	0	68	0	0
Other Indicators							
SMI (If ever)	67	0	0	0	67	0	0

Notes: The same client may be counted in more than one category, e.g., clients can receive services under more than one contract source, in more than one "County of Residence," or may have multiple "Other Indicators." Please see Definition page for other considerations.

Oklahoma Department of Mental Health and Substance Abuse Services

Counts of Admitted Clients Served by Funding Source for Each Agency During FY1999

SUNNY ACRES BOARDING MANOR, INC.

	Total	Funding Source					
		Mental Health	Substance Abuse	Domestic Violence	Residential Care	Medicaid	Other
Total							
Unduplicated Count	33	0	0	0	33	0	0
Sex							
Female	13	0	0	0	13	0	0
Male	20	0	0	0	20	0	0
Age							
21-24	1	0	0	0	1	0	0
25-34	2	0	0	0	2	0	0
35-44	4	0	0	0	4	0	0
45-54	6	0	0	0	6	0	0
55-64	13	0	0	0	13	0	0
65-74	4	0	0	0	4	0	0
75-84	3	0	0	0	3	0	0
Race							
White	29	0	0	0	29	0	0
Black	3	0	0	0	3	0	0
Native American	1	0	0	0	1	0	0
Presenting Problem/Diagnosis							
Alcohol Abuse	2	0	0	0	2	0	0
Developmental Disorder	2	0	0	0	2	0	0
Mood Disorder	10	0	0	0	10	0	0
Other Psychotic	14	0	0	0	14	0	0
Social Conditions	5	0	0	0	5	0	0
County of Residence							
Dewey	2	0	0	0	2	0	0
Tulsa	31	0	0	0	31	0	0
Other Indicators							
SMI (If ever)	33	0	0	0	33	0	0

Notes: The same client may be counted in more than one category, e.g., clients can receive services under more than one contract source, in more than one "County of Residence," or may have multiple "Other Indicators." Please see Definition page for other considerations.

Oklahoma Department of Mental Health and Substance Abuse Services

Counts of Admitted Clients Served by Funding Source for Each Agency During FY1999

SUNNY ACRES RESIDENTIAL CARE

	Total	Funding Source					
		Mental Health	Substance Abuse	Domestic Violence	Residential Care	Medicaid	Other
Total							
Unduplicated Count	57	0	0	0	57	0	0
Sex							
Female	9	0	0	0	9	0	0
Male	48	0	0	0	48	0	0
Age							
18-20	4	0	0	0	4	0	0
21-24	4	0	0	0	4	0	0
25-34	14	0	0	0	14	0	0
35-44	16	0	0	0	16	0	0
45-54	15	0	0	0	15	0	0
55-64	3	0	0	0	3	0	0
65-74	1	0	0	0	1	0	0
Race							
White	36	0	0	0	36	0	0
Black	7	0	0	0	7	0	0
Native American	7	0	0	0	7	0	0
Hispanic	7	0	0	0	7	0	0
Presenting Problem/Diagnosis							
Developmental Disorder	11	0	0	0	11	0	0
Mood Disorder	26	0	0	0	26	0	0
Other Psychotic	14	0	0	0	14	0	0
Social Conditions	5	0	0	0	5	0	0
Deferred/No Diagnosis	1	0	0	0	1	0	0
County of Residence							
Mayes	57	0	0	0	57	0	0
Other Indicators							
SMI (If ever)	57	0	0	0	57	0	0

Notes: The same client may be counted in more than one category, e.g., clients can receive services under more than one contract source, in more than one "County of Residence," or may have multiple "Other Indicators." Please see Definition page for other considerations.

Oklahoma Department of Mental Health and Substance Abuse Services

Counts of Admitted Clients Served by Funding Source for Each Agency During FY1999

THE NEXT STEP NETWORK, INC.

	Total	Funding Source					Other
		Mental Health	Substance Abuse	Domestic Violence	Residential Care	Medicaid	
Total							
Unduplicated Count	95	0	94	0	0	0	20
Sex							
Female	25	0	25	0	0	0	4
Male	70	0	69	0	0	0	16
Age							
05-17	1	0	1	0	0	0	1
18-20	10	0	10	0	0	0	3
21-24	14	0	13	0	0	0	2
25-34	25	0	25	0	0	0	6
35-44	34	0	34	0	0	0	7
45-54	8	0	8	0	0	0	1
55-64	2	0	2	0	0	0	0
65-74	1	0	1	0	0	0	0
Race							
White	75	0	74	0	0	0	14
Black	4	0	4	0	0	0	1
Native American	4	0	4	0	0	0	1
Hispanic	12	0	12	0	0	0	4
Presenting Problem/Diagnosis							
Alcohol Abuse	56	0	56	0	0	0	17
Substance Related	39	0	38	0	0	0	3
County of Residence							
Beckham	11	0	11	0	0	0	0
Blaine	1	0	1	0	0	0	0
Canadian	1	0	1	0	0	0	0
Carter	1	0	1	0	0	0	0
Cimarron	1	0	1	0	0	0	0
Cleveland	1	0	1	0	0	0	0
Custer	5	0	5	0	0	0	0
Dewey	2	0	2	0	0	0	0
Ellis	1	0	1	0	0	0	0
Garfield	1	0	1	0	0	0	0
Garvin	1	0	1	0	0	0	0
Greer	2	0	2	0	0	0	0
Jackson	2	0	2	0	0	0	0
Kay	1	0	1	0	0	0	0
Kiowa	1	0	1	0	0	0	0
Lincoln	1	0	1	0	0	0	0
Oklahoma	4	0	4	0	0	0	0
Payne	1	0	1	0	0	0	0
Pontotoc	1	0	1	0	0	0	0
Pottawatomie	1	0	1	0	0	0	0
Roger Mills	3	0	3	0	0	0	0
Stephens	1	0	1	0	0	0	0
Texas	42	0	41	0	0	0	20
Tillman	1	0	1	0	0	0	0
Washita	4	0	4	0	0	0	0
Woodward	1	0	1	0	0	0	0
Out of State/Unknown	3	0	3	0	0	0	0

Notes: The same client may be counted in more than one category, e.g., clients can receive services under more than one contract source, in more than one "County of Residence," or may have multiple "Other Indicators." Please see Definition page for other considerations.

Oklahoma Department of Mental Health and Substance Abuse Services
Counts of Admitted Clients Served by Funding Source for Each Agency During FY1999
THE NEXT STEP NETWORK, INC.

	Funding Source						
	Total	Mental Health	Substance Abuse	Domestic Violence	Residential Care	Medicaid	Other
Other Indicators							
Deaf and Hearing Impaired	3	0	3	0	0	0	0
Homeless	4	0	4	0	0	0	0
SMI (If ever)	11	0	11	0	0	0	1

Notes: The same client may be counted in more than one category, e.g., clients can receive services under more than one contract source, in more than one "County of Residence," or may have multiple "Other Indicators." Please see Definition page for other considerations.

Oklahoma Department of Mental Health and Substance Abuse Services

Counts of Admitted Clients Served by Funding Source for Each Agency During FY1999

THE OAKS BEHAVIORAL HEALTH CENTER

	Total	Funding Source					
		Mental Health	Substance Abuse	Domestic Violence	Residential Care	Medicaid	Other
Total							
Unduplicated Count	1,338	0	1,090	111	0	201	249
Sex							
Female	640	0	468	88	0	175	127
Male	698	0	622	23	0	26	122
Age							
0-04	94	0	61	25	0	5	25
05-17	325	0	205	32	0	51	176
18-20	71	0	62	4	0	7	7
21-24	102	0	95	7	0	14	5
25-34	348	0	312	20	0	70	19
35-44	287	0	257	19	0	40	12
45-54	79	0	71	3	0	9	3
55-64	26	0	23	0	0	4	1
65-74	4	0	3	0	0	1	1
75-84	2	0	1	1	0	0	0
Race							
White	1,011	0	810	87	0	159	197
Black	93	0	86	5	0	10	18
Native American	207	0	170	17	0	28	29
Hispanic	24	0	21	2	0	4	5
Asian	3	0	3	0	0	0	0
Presenting Problem/Diagnosis							
Alcohol Abuse	324	0	312	1	0	36	16
Developmental Disorder	84	0	51	0	0	24	61
Mood Disorder	27	0	13	1	0	15	8
Other Non-Psychotic	131	0	71	3	0	30	84
Personality Disorder	1	0	1	0	0	0	0
Schizophrenia	2	0	2	0	0	0	0
Social Conditions	283	0	178	102	0	19	50
Substance Related	485	0	461	4	0	77	29
Deferred/No Diagnosis	1	0	1	0	0	0	1
County of Residence							
Adair	1	0	1	0	0	0	0
Atoka	126	0	112	1	0	24	29
Beckham	1	0	1	0	0	0	0
Bryan	9	0	9	0	0	1	0
Caddo	2	0	2	0	0	1	1
Canadian	6	0	5	0	0	2	3
Carter	12	0	11	3	0	3	0
Cherokee	8	0	8	0	0	1	3
Choctaw	13	0	10	0	0	1	6
Cleveland	95	0	90	0	0	2	14
Coal	116	0	86	0	0	36	33
Comanche	3	0	3	0	0	0	1
Craig	2	0	2	0	0	0	0
Creek	4	0	4	0	0	1	0
Haskell	12	0	11	1	0	1	1
Hughes	9	0	8	1	0	2	1
Jackson	3	0	3	0	0	1	2

Notes: The same client may be counted in more than one category, e.g., clients can receive services under more than one contract source, in more than one "County of Residence," or may have multiple "Other Indicators." Please see Definition page for other considerations.

Oklahoma Department of Mental Health and Substance Abuse Services

Counts of Admitted Clients Served by Funding Source for Each Agency During FY1999

THE OAKS BEHAVIORAL HEALTH CENTER

	Funding Source						
	Total	Mental Health	Substance Abuse	Domestic Violence	Residential Care	Medicaid	Other
Jefferson	1	0	1	0	0	0	0
Johnston	20	0	19	1	0	0	0
Kay	2	0	2	0	0	0	0
Kingfisher	3	0	3	0	0	1	2
Latimer	118	0	79	6	0	15	36
LeFlore	70	0	56	10	0	7	7
Lincoln	8	0	6	0	0	2	3
Love	5	0	5	0	0	0	0
Mayes	3	0	3	0	0	1	2
McClain	5	0	5	0	0	0	0
McCurtain	10	0	8	1	0	1	0
McIntosh	76	0	60	6	0	20	22
Murray	3	0	3	0	0	2	2
Muskogee	24	0	24	0	0	3	4
Okfuskee	7	0	7	0	0	1	0
Oklahoma	42	0	40	0	0	14	23
Okmulgee	97	0	89	0	0	7	7
Osage	2	0	2	0	0	1	0
Ottawa	4	0	0	4	0	0	0
Payne	5	0	5	0	0	1	3
Pittsburgh	253	0	182	67	0	27	8
Pontotoc	6	0	6	0	0	1	1
Pottawatomie	6	0	5	0	0	2	4
Pushmataha	73	0	52	0	0	6	19
Seminole	11	0	9	2	0	3	4
Sequoyah	2	0	2	0	0	0	0
Tulsa	32	0	26	6	0	3	4
Wagoner	11	0	10	0	0	3	1
Washington	11	0	11	0	0	4	3
Out of State/Unknown	6	0	4	2	0	0	0
Other Indicators							
Deaf and Hearing Impaired	6	0	5	0	0	1	0
Dual Diagnosis	18	0	14	0	0	5	3
Homeless	39	0	16	26	0	1	0
SMI (If ever)	137	0	118	13	0	38	11

Notes: The same client may be counted in more than one category, e.g., clients can receive services under more than one contract source, in more than one "County of Residence," or may have multiple "Other Indicators." Please see Definition page for other considerations.

Oklahoma Department of Mental Health and Substance Abuse Services

Counts of Admitted Clients Served by Funding Source for Each Agency During FY1999

THE REFERRAL CENTER

	Total	Funding Source					
		Mental Health	Substance Abuse	Domestic Violence	Residential Care	Medicaid	Other
Total							
Unduplicated Count	906	0	906	0	0	0	0
Sex							
Female	288	0	288	0	0	0	0
Male	618	0	618	0	0	0	0
Age							
05-17	7	0	7	0	0	0	0
18-20	44	0	44	0	0	0	0
21-24	66	0	66	0	0	0	0
25-34	332	0	332	0	0	0	0
35-44	331	0	331	0	0	0	0
45-54	109	0	109	0	0	0	0
55-64	16	0	16	0	0	0	0
65-74	1	0	1	0	0	0	0
Race							
White	574	0	574	0	0	0	0
Black	245	0	245	0	0	0	0
Native American	63	0	63	0	0	0	0
Hispanic	21	0	21	0	0	0	0
Asian	3	0	3	0	0	0	0
Presenting Problem/Diagnosis							
Alcohol Abuse	341	0	341	0	0	0	0
Mood Disorder	3	0	3	0	0	0	0
Social Conditions	14	0	14	0	0	0	0
Substance Related	544	0	544	0	0	0	0
Deferred/No Diagnosis	4	0	4	0	0	0	0
County of Residence							
Atoka	1	0	1	0	0	0	0
Beckham	3	0	3	0	0	0	0
Blaine	3	0	3	0	0	0	0
Bryan	3	0	3	0	0	0	0
Caddo	3	0	3	0	0	0	0
Canadian	30	0	30	0	0	0	0
Carter	10	0	10	0	0	0	0
Choctaw	1	0	1	0	0	0	0
Cimarron	1	0	1	0	0	0	0
Cleveland	44	0	44	0	0	0	0
Comanche	10	0	10	0	0	0	0
Cotton	1	0	1	0	0	0	0
Custer	3	0	3	0	0	0	0
Delaware	1	0	1	0	0	0	0
Garfield	3	0	3	0	0	0	0
Garvin	6	0	6	0	0	0	0
Grady	17	0	17	0	0	0	0
Greer	2	0	2	0	0	0	0
Hughes	2	0	2	0	0	0	0
Jackson	2	0	2	0	0	0	0
Johnston	2	0	2	0	0	0	0
Kay	3	0	3	0	0	0	0
Kingfisher	2	0	2	0	0	0	0

Notes: The same client may be counted in more than one category, e.g., clients can receive services under more than one contract source, in more than one "County of Residence," or may have multiple "Other Indicators." Please see Definition page for other considerations.

Oklahoma Department of Mental Health and Substance Abuse Services

Counts of Admitted Clients Served by Funding Source for Each Agency During FY1999

THE REFERRAL CENTER

	Funding Source						
	Total	Mental Health	Substance Abuse	Domestic Violence	Residential Care	Medicaid	Other
LeFlore	1	0	1	0	0	0	0
Lincoln	8	0	8	0	0	0	0
Logan	15	0	15	0	0	0	0
Love	2	0	2	0	0	0	0
Marshall	1	0	1	0	0	0	0
McClain	5	0	5	0	0	0	0
Murray	2	0	2	0	0	0	0
Muskogee	1	0	1	0	0	0	0
Noble	1	0	1	0	0	0	0
Nowata	2	0	2	0	0	0	0
Oklahoma	657	0	657	0	0	0	0
Osage	1	0	1	0	0	0	0
Payne	8	0	8	0	0	0	0
Pittsburgh	2	0	2	0	0	0	0
Pontotoc	2	0	2	0	0	0	0
Pottawatomie	27	0	27	0	0	0	0
Seminole	1	0	1	0	0	0	0
Sequoyah	1	0	1	0	0	0	0
Stephens	4	0	4	0	0	0	0
Texas	2	0	2	0	0	0	0
Tillman	1	0	1	0	0	0	0
Tulsa	4	0	4	0	0	0	0
Woodward	1	0	1	0	0	0	0
Out of State/Unknown	4	0	4	0	0	0	0
Other Indicators							
Homeless	64	0	64	0	0	0	0
SMI (If ever)	191	0	191	0	0	0	0

Notes: The same client may be counted in more than one category, e.g., clients can receive services under more than one contract source, in more than one "County of Residence," or may have multiple "Other Indicators." Please see Definition page for other considerations.

Oklahoma Department of Mental Health and Substance Abuse Services

Counts of Admitted Clients Served by Funding Source for Each Agency During FY1999

TOTAL LIFE COUNSELING

	Total	Funding Source					
		Mental Health	Substance Abuse	Domestic Violence	Residential Care	Medicaid	Other
Total							
Unduplicated Count	103	0	103	0	0	0	0
Sex							
Female	26	0	26	0	0	0	0
Male	77	0	77	0	0	0	0
Age							
05-17	2	0	2	0	0	0	0
18-20	13	0	13	0	0	0	0
21-24	28	0	28	0	0	0	0
25-34	29	0	29	0	0	0	0
35-44	23	0	23	0	0	0	0
45-54	6	0	6	0	0	0	0
55-64	2	0	2	0	0	0	0
Race							
White	57	0	57	0	0	0	0
Black	32	0	32	0	0	0	0
Native American	7	0	7	0	0	0	0
Hispanic	5	0	5	0	0	0	0
Asian	2	0	2	0	0	0	0
Presenting Problem/Diagnosis							
Alcohol Abuse	60	0	60	0	0	0	0
Other Non-Psychotic	7	0	7	0	0	0	0
Substance Related	36	0	36	0	0	0	0
County of Residence							
Cleveland	3	0	3	0	0	0	0
Lincoln	2	0	2	0	0	0	0
Oklahoma	98	0	98	0	0	0	0
Other Indicators							
Homeless	1	0	1	0	0	0	0
SMI (If ever)	4	0	4	0	0	0	0

Notes: The same client may be counted in more than one category, e.g., clients can receive services under more than one contract source, in more than one "County of Residence," or may have multiple "Other Indicators." Please see Definition page for other considerations.

Oklahoma Department of Mental Health and Substance Abuse Services

Counts of Admitted Clients Served by Funding Source for Each Agency During FY1999

TRANSITION HOUSE INC.

	Total	Funding Source					
		Mental Health	Substance Abuse	Domestic Violence	Residential Care	Medicaid	Other
Total							
Unduplicated Count	34	34	0	0	0	0	0
Sex							
Female	21	21	0	0	0	0	0
Male	13	13	0	0	0	0	0
Age							
18-20	1	1	0	0	0	0	0
21-24	6	6	0	0	0	0	0
25-34	13	13	0	0	0	0	0
35-44	10	10	0	0	0	0	0
45-54	3	3	0	0	0	0	0
55-64	1	1	0	0	0	0	0
Race							
White	29	29	0	0	0	0	0
Black	1	1	0	0	0	0	0
Native American	1	1	0	0	0	0	0
Hispanic	1	1	0	0	0	0	0
Asian	2	2	0	0	0	0	0
Presenting Problem/Diagnosis							
Mood Disorder	17	17	0	0	0	0	0
Other Psychotic	17	17	0	0	0	0	0
County of Residence							
Cleveland	31	31	0	0	0	0	0
Oklahoma	2	2	0	0	0	0	0
Seminole	1	1	0	0	0	0	0
Other Indicators							
Homeless	3	3	0	0	0	0	0
SMI (If ever)	34	34	0	0	0	0	0

Notes: The same client may be counted in more than one category, e.g., clients can receive services under more than one contract source, in more than one "County of Residence," or may have multiple "Other Indicators." Please see Definition page for other considerations.

Oklahoma Department of Mental Health and Substance Abuse Services

Counts of Admitted Clients Served by Funding Source for Each Agency During FY1999

TRI-CITY SUBSTANCE ABUSE CTR

	Total	Funding Source					Other
		Mental Health	Substance Abuse	Domestic Violence	Residential Care	Medicaid	
Total							
Unduplicated Count	105	0	104	0	0	0	16
Sex							
Female	36	0	35	0	0	0	5
Male	69	0	69	0	0	0	11
Age							
05-17	3	0	3	0	0	0	0
18-20	6	0	6	0	0	0	1
21-24	12	0	12	0	0	0	3
25-34	34	0	34	0	0	0	7
35-44	31	0	30	0	0	0	4
45-54	16	0	16	0	0	0	1
55-64	3	0	3	0	0	0	0
Race							
White	63	0	62	0	0	0	9
Black	10	0	10	0	0	0	2
Native American	30	0	30	0	0	0	4
Hispanic	2	0	2	0	0	0	1
Presenting Problem/Diagnosis							
Alcohol Abuse	27	0	27	0	0	0	7
Developmental Disorder	1	0	1	0	0	0	0
Social Conditions	6	0	6	0	0	0	0
Substance Related	68	0	67	0	0	0	8
Deferred/No Diagnosis	3	0	3	0	0	0	1
County of Residence							
Hughes	6	0	6	0	0	0	2
Okfuskee	2	0	2	0	0	0	0
Oklahoma	2	0	2	0	0	0	0
Okmulgee	1	0	1	0	0	0	0
Pontotoc	3	0	3	0	0	0	1
Pottawatomie	5	0	5	0	0	0	1
Roger Mills	1	0	1	0	0	0	0
Seminole	83	0	82	0	0	0	11
Woods	2	0	2	0	0	0	1
Other Indicators							
Deaf and Hearing Impaired	1	0	1	0	0	0	0
Homeless	1	0	1	0	0	0	0
SMI (If ever)	16	0	15	0	0	0	2

Notes: The same client may be counted in more than one category, e.g., clients can receive services under more than one contract source, in more than one "County of Residence," or may have multiple "Other Indicators." Please see Definition page for other considerations.

Oklahoma Department of Mental Health and Substance Abuse Services

Counts of Admitted Clients Served by Funding Source for Each Agency During FY1999

TRI-CITY YOUTH & FAMILY CENTER

	Total	Funding Source					
		Mental Health	Substance Abuse	Domestic Violence	Residential Care	Medicaid	Other
Total							
Unduplicated Count	116	0	116	0	0	4	0
Sex							
Female	74	0	74	0	0	4	0
Male	42	0	42	0	0	0	0
Age							
0-04	1	0	1	0	0	0	0
05-17	78	0	78	0	0	3	0
18-20	24	0	24	0	0	0	0
21-24	3	0	3	0	0	0	0
25-34	3	0	3	0	0	1	0
35-44	5	0	5	0	0	0	0
45-54	1	0	1	0	0	0	0
55-64	1	0	1	0	0	0	0
Race							
White	96	0	96	0	0	4	0
Black	5	0	5	0	0	0	0
Native American	13	0	13	0	0	0	0
Hispanic	2	0	2	0	0	0	0
Presenting Problem/Diagnosis							
Alcohol Abuse	15	0	15	0	0	0	0
Developmental Disorder	2	0	2	0	0	0	0
Mood Disorder	3	0	3	0	0	0	0
Other Psychotic	1	0	1	0	0	0	0
Social Conditions	23	0	23	0	0	4	0
Substance Related	55	0	55	0	0	0	0
Deferred/No Diagnosis	17	0	17	0	0	0	0
County of Residence							
Cleveland	2	0	2	0	0	0	0
Lincoln	2	0	2	0	0	0	0
Oklahoma	112	0	112	0	0	4	0
Other Indicators							
SED (6-17)	1	0	1	0	0	0	0
SMI (If ever)	3	0	3	0	0	1	0

Notes: The same client may be counted in more than one category, e.g., clients can receive services under more than one contract source, in more than one "County of Residence," or may have multiple "Other Indicators." Please see Definition page for other considerations.

Oklahoma Department of Mental Health and Substance Abuse Services

Counts of Admitted Clients Served by Funding Source for Each Agency During FY1999

TURNING POINT

	Total	Funding Source					
		Mental Health	Substance Abuse	Domestic Violence	Residential Care	Medicaid	Other
Total							
Unduplicated Count	221	0	221	0	0	0	0
Sex							
Female	94	0	94	0	0	0	0
Male	127	0	127	0	0	0	0
Age							
05-17	26	0	26	0	0	0	0
18-20	20	0	20	0	0	0	0
21-24	26	0	26	0	0	0	0
25-34	68	0	68	0	0	0	0
35-44	57	0	57	0	0	0	0
45-54	21	0	21	0	0	0	0
55-64	2	0	2	0	0	0	0
65-74	1	0	1	0	0	0	0
Race							
White	163	0	163	0	0	0	0
Black	17	0	17	0	0	0	0
Native American	35	0	35	0	0	0	0
Hispanic	6	0	6	0	0	0	0
Presenting Problem/Diagnosis							
Alcohol Abuse	69	0	69	0	0	0	0
Social Conditions	17	0	17	0	0	0	0
Substance Related	134	0	134	0	0	0	0
Deferred/No Diagnosis	1	0	1	0	0	0	0
County of Residence							
Muskogee	1	0	1	0	0	0	0
Nowata	23	0	23	0	0	0	0
Osage	5	0	5	0	0	0	0
Tillman	1	0	1	0	0	0	0
Tulsa	1	0	1	0	0	0	0
Washington	189	0	189	0	0	0	0
Out of State/Unknown	1	0	1	0	0	0	0
Other Indicators							
Deaf and Hearing Impaired	1	0	1	0	0	0	0
Homeless	5	0	5	0	0	0	0
SMI (If ever)	37	0	37	0	0	0	0

Notes: The same client may be counted in more than one category, e.g., clients can receive services under more than one contract source, in more than one "County of Residence," or may have multiple "Other Indicators." Please see Definition page for other considerations.

Oklahoma Department of Mental Health and Substance Abuse Services

Counts of Admitted Clients Served by Funding Source for Each Agency During FY1999

TWELVE & TWELVE, INC.

	Total	Funding Source					Other
		Mental Health	Substance Abuse	Domestic Violence	Residential Care	Medicaid	
Total							
Unduplicated Count	1,515	0	1,238	0	0	0	544
Sex							
Female	443	0	401	0	0	0	106
Male	1,072	0	837	0	0	0	438
Age							
05-17	4	0	4	0	0	0	1
18-20	71	0	66	0	0	0	21
21-24	118	0	100	0	0	0	33
25-34	472	0	391	0	0	0	163
35-44	603	0	478	0	0	0	238
45-54	196	0	160	0	0	0	68
55-64	49	0	38	0	0	0	19
65-74	2	0	1	0	0	0	1
Race							
White	1,155	0	966	0	0	0	403
Black	194	0	142	0	0	0	83
Native American	134	0	107	0	0	0	46
Hispanic	27	0	18	0	0	0	12
Asian	5	0	5	0	0	0	0
Presenting Problem/Diagnosis							
Alcohol Abuse	570	0	440	0	0	0	215
Mood Disorder	73	0	73	0	0	0	21
Other Non-Psychotic	1	0	1	0	0	0	0
Other Psychotic	6	0	6	0	0	0	1
Schizophrenia	11	0	11	0	0	0	3
Social Conditions	4	0	2	0	0	0	3
Substance Related	849	0	704	0	0	0	300
Deferred/No Diagnosis	1	0	1	0	0	0	1
County of Residence							
Adair	3	0	2	0	0	0	1
Atoka	1	0	1	0	0	0	0
Beckham	1	0	1	0	0	0	0
Carter	1	0	1	0	0	0	0
Cherokee	7	0	6	0	0	0	2
Cimarron	1	0	1	0	0	0	1
Cleveland	7	0	7	0	0	0	2
Craig	5	0	4	0	0	0	2
Creek	46	0	46	0	0	0	9
Delaware	3	0	3	0	0	0	1
Ellis	1	0	1	0	0	0	1
Garfield	1	0	0	0	0	0	1
Garvin	1	0	1	0	0	0	1
Haskell	3	0	3	0	0	0	1
Hughes	1	0	1	0	0	0	0
Kay	7	0	7	0	0	0	1
LeFlore	1	0	1	0	0	0	0
Lincoln	1	0	1	0	0	0	0
Logan	2	0	2	0	0	0	0
Marshall	1	0	1	0	0	0	0

Notes: The same client may be counted in more than one category, e.g., clients can receive services under more than one contract source, in more than one "County of Residence," or may have multiple "Other Indicators." Please see Definition page for other considerations.

Oklahoma Department of Mental Health and Substance Abuse Services
Counts of Admitted Clients Served by Funding Source for Each Agency During FY1999
TWELVE & TWELVE, INC.

	Funding Source						
	Total	Mental Health	Substance Abuse	Domestic Violence	Residential Care	Medicaid	Other
Mayes	6	0	5	0	0	0	1
McCurtain	3	0	3	0	0	0	2
McIntosh	5	0	3	0	0	0	2
Murray	5	0	5	0	0	0	1
Muskogee	19	0	19	0	0	0	1
Noble	3	0	3	0	0	0	2
Okfuskee	1	0	0	0	0	0	1
Oklahoma	43	0	35	0	0	0	13
Okmulgee	30	0	27	0	0	0	5
Osage	14	0	13	0	0	0	4
Ottawa	6	0	5	0	0	0	2
Pawnee	7	0	6	0	0	0	2
Payne	9	0	9	0	0	0	2
Pittsburgh	2	0	2	0	0	0	0
Pontotoc	1	0	1	0	0	0	0
Rogers	43	0	36	0	0	0	9
Sequoyah	3	0	3	0	0	0	0
Tillman	1	0	1	0	0	0	0
Tulsa	1,153	0	912	0	0	0	459
Wagoner	24	0	20	0	0	0	6
Washington	30	0	28	0	0	0	6
Washita	1	0	1	0	0	0	0
Out of State/Unknown	12	0	11	0	0	0	3
Other Indicators							
Deaf and Hearing Impaired	3	0	2	0	0	0	2
Dual Diagnosis	131	0	131	0	0	0	30
Homeless	245	0	224	0	0	0	80
SMI (If ever)	451	0	425	0	0	0	112

Notes: The same client may be counted in more than one category, e.g., clients can receive services under more than one contract source, in more than one "County of Residence," or may have multiple "Other Indicators." Please see Definition page for other considerations.

Oklahoma Department of Mental Health and Substance Abuse Services

Counts of Admitted Clients Served by Funding Source for Each Agency During FY1999

VINITA ALCOHOL AND DRUG TREATMENT CENTER

	Total	Funding Source					
		Mental Health	Substance Abuse	Domestic Violence	Residential Care	Medicaid	Other
Total							
Unduplicated Count	90	0	90	0	0	0	0
Sex							
Female	3	0	3	0	0	0	0
Male	87	0	87	0	0	0	0
Age							
18-20	10	0	10	0	0	0	0
21-24	8	0	8	0	0	0	0
25-34	33	0	33	0	0	0	0
35-44	26	0	26	0	0	0	0
45-54	13	0	13	0	0	0	0
Race							
White	65	0	65	0	0	0	0
Black	11	0	11	0	0	0	0
Native American	13	0	13	0	0	0	0
Hispanic	1	0	1	0	0	0	0
Presenting Problem/Diagnosis							
Alcohol Abuse	43	0	43	0	0	0	0
Substance Related	47	0	47	0	0	0	0
County of Residence							
Craig	4	0	4	0	0	0	0
Creek	4	0	4	0	0	0	0
Delaware	1	0	1	0	0	0	0
Kay	5	0	5	0	0	0	0
Mayes	2	0	2	0	0	0	0
McIntosh	1	0	1	0	0	0	0
Muskogee	10	0	10	0	0	0	0
Noble	1	0	1	0	0	0	0
Okmulgee	5	0	5	0	0	0	0
Osage	1	0	1	0	0	0	0
Ottawa	12	0	12	0	0	0	0
Payne	2	0	2	0	0	0	0
Rogers	1	0	1	0	0	0	0
Tulsa	34	0	34	0	0	0	0
Washington	7	0	7	0	0	0	0
Other Indicators							
Homeless	1	0	1	0	0	0	0
SMI (If ever)	58	0	58	0	0	0	0

Notes: The same client may be counted in more than one category, e.g., clients can receive services under more than one contract source, in more than one "County of Residence," or may have multiple "Other Indicators." Please see Definition page for other considerations.

Oklahoma Department of Mental Health and Substance Abuse Services

Counts of Admitted Clients Served by Funding Source for Each Agency During FY1999

WESTERN STATE PSYCHIATRIC CENTER

	Total	Funding Source					
		Mental Health	Substance Abuse	Domestic Violence	Residential Care	Medicaid	Other
Total							
Unduplicated Count	1,808	1,551	246	0	0	492	0
Sex							
Female	914	867	16	0	0	297	0
Male	894	684	230	0	0	195	0
Age							
0-04	2	2	0	0	0	2	0
05-17	215	204	0	0	0	100	0
18-20	102	86	22	0	0	12	0
21-24	126	100	29	0	0	17	0
25-34	376	312	81	0	0	61	0
35-44	503	427	84	0	0	100	0
45-54	253	224	24	0	0	81	0
55-64	143	125	5	0	0	70	0
65-74	53	45	1	0	0	30	0
75-84	25	20	0	0	0	12	0
85+	10	6	0	0	0	7	0
Race							
White	1,612	1,433	164	0	0	472	0
Black	44	30	13	0	0	3	0
Native American	86	28	61	0	0	3	0
Hispanic	62	56	8	0	0	13	0
Asian	4	4	0	0	0	1	0
Presenting Problem/Diagnosis							
Alcohol Abuse	201	126	101	0	0	10	0
Developmental Disorder	72	67	0	0	0	34	0
Mood Disorder	782	763	8	0	0	218	0
Non Alcohol/Drug Related Organic	44	38	0	0	0	18	0
Other Non-Psychotic	179	175	1	0	0	43	0
Other Psychotic	119	108	1	0	0	59	0
Schizophrenia	108	97	0	0	0	66	0
Social Conditions	99	93	0	0	0	32	0
Substance Related	189	81	122	0	0	12	0
Deferred/No Diagnosis	15	3	13	0	0	0	0
County of Residence							
Alfalfa	68	62	0	0	0	24	0
Atoka	3	3	0	0	0	1	0
Beaver	32	31	4	0	0	10	0
Beckham	15	11	5	0	0	1	0
Blaine	36	21	15	0	0	2	0
Bryan	2	1	1	0	0	0	0
Caddo	9	0	9	0	0	0	0
Canadian	11	2	9	0	0	0	0
Cherokee	2	2	0	0	0	1	0
Cimarron	21	21	0	0	0	7	0
Cleveland	13	11	2	0	0	1	0
Comanche	24	6	18	0	0	0	0
Cotton	1	1	0	0	0	0	0
Creek	1	1	0	0	0	0	0
Custer	44	28	18	0	0	3	0

Notes: The same client may be counted in more than one category, e.g., clients can receive services under more than one contract source, in more than one "County of Residence," or may have multiple "Other Indicators." Please see Definition page for other considerations.

Oklahoma Department of Mental Health and Substance Abuse Services

Counts of Admitted Clients Served by Funding Source for Each Agency During FY1999

WESTERN STATE PSYCHIATRIC CENTER

	Funding Source						
	Total	Mental Health	Substance Abuse	Domestic Violence	Residential Care	Medicaid	Other
Dewey	36	33	2	0	0	7	0
Ellis	53	51	3	0	0	15	0
Garfield	78	51	31	0	0	1	0
Grady	1	0	1	0	0	0	0
Grant	3	2	1	0	0	0	0
Greer	5	5	0	0	0	0	0
Harper	47	33	2	0	0	28	0
Haskell	2	2	0	0	0	0	0
Hughes	8	1	7	0	0	0	0
Jackson	3	1	1	0	0	1	0
Jefferson	3	1	2	0	0	1	0
Kay	14	6	10	0	0	0	0
Kingfisher	2	0	2	0	0	0	0
Kiowa	5	4	1	0	0	0	0
LeFlore	3	2	1	0	0	0	0
Lincoln	1	1	0	0	0	0	0
Logan	3	0	3	0	0	0	0
Major	120	111	3	0	0	40	0
Marshall	1	1	0	0	0	0	0
McClain	2	2	0	0	0	0	0
Murray	1	1	0	0	0	0	0
Muskogee	2	1	1	0	0	0	0
Noble	1	1	0	0	0	0	0
Okfuskee	2	1	1	0	0	0	0
Oklahoma	46	29	18	0	0	1	0
Okmulgee	1	1	0	0	0	0	0
Pawnee	1	1	0	0	0	0	0
Payne	9	4	5	0	0	0	0
Pontotoc	8	2	6	0	0	0	0
Pottawatomie	7	1	6	0	0	0	0
Roger Mills	4	2	2	0	0	0	0
Seminole	13	0	13	0	0	0	0
Stephens	4	1	3	0	0	0	0
Texas	263	251	5	0	0	92	0
Tillman	1	1	0	0	0	0	0
Tulsa	13	9	4	0	0	1	0
Washington	1	1	0	0	0	0	0
Washita	9	6	3	0	0	0	0
Woods	225	221	10	0	0	76	0
Woodward	507	491	18	0	0	178	0
Out of State/Unknown	18	18	0	0	0	1	0
Other Indicators							
Deaf and Hearing Impaired	9	8	1	0	0	4	0
Dual Diagnosis	259	256	5	0	0	51	0
Homeless	71	62	11	0	0	14	0
SED (6-17)	31	30	0	0	0	20	0
SMI (If ever)	778	693	51	0	0	294	0

Notes: The same client may be counted in more than one category, e.g., clients can receive services under more than one contract source, in more than one "County of Residence," or may have multiple "Other Indicators." Please see Definition page for other considerations.

Oklahoma Department of Mental Health and Substance Abuse Services

Counts of Admitted Clients Served by Funding Source for Each Agency During FY1999

WHEATLAND MH CTR, INC.

	Total	Funding Source					
		Mental Health	Substance Abuse	Domestic Violence	Residential Care	Medicaid	Other
Total							
Unduplicated Count	1,171	1,037	6	0	0	251	466
Sex							
Female	642	574	2	0	0	155	231
Male	529	463	4	0	0	96	235
Age							
0-04	9	7	0	0	0	0	9
05-17	287	263	0	0	0	14	239
18-20	68	63	1	0	0	6	21
21-24	71	70	0	0	0	12	8
25-34	194	178	2	0	0	44	38
35-44	262	229	0	0	0	74	61
45-54	170	147	2	0	0	46	50
55-64	67	51	0	0	0	29	23
65-74	28	18	0	0	0	18	11
75-84	12	8	0	0	0	7	5
85+	3	3	1	0	0	1	1
Race							
White	1,037	925	3	0	0	213	404
Black	72	59	3	0	0	26	31
Native American	24	19	0	0	0	6	14
Hispanic	38	34	0	0	0	6	17
Presenting Problem/Diagnosis							
Alcohol Abuse	29	29	0	0	0	2	4
Developmental Disorder	147	128	0	0	0	9	121
Mood Disorder	498	455	0	0	0	99	153
Non Alcohol/Drug Related Organic	11	8	0	0	0	4	4
Other Non-Psychotic	221	200	1	0	0	36	86
Other Psychotic	72	60	0	0	0	31	29
Personality Disorder	43	41	1	0	0	10	9
Schizophrenia	102	73	3	0	0	55	49
Social Conditions	26	23	0	0	0	1	10
Substance Related	22	20	1	0	0	4	1
County of Residence							
Adair	1	1	0	0	0	0	0
Alfalfa	1	1	0	0	0	0	0
Beaver	1	1	0	0	0	0	0
Canadian	2	2	0	0	0	0	0
Cleveland	1	1	0	0	0	0	1
Delaware	1	1	0	0	0	1	1
Garfield	771	688	5	0	0	144	321
Garvin	1	1	0	0	0	0	0
Grant	43	28	0	0	0	21	13
Jefferson	1	1	0	0	0	0	0
Kingfisher	130	121	0	0	0	20	40
Logan	195	170	1	0	0	63	86
Major	4	4	0	0	0	0	0
Murray	2	2	0	0	0	0	1
Oklahoma	10	9	0	0	0	1	2
Payne	1	0	0	0	0	0	1

Notes: The same client may be counted in more than one category, e.g., clients can receive services under more than one contract source, in more than one "County of Residence," or may have multiple "Other Indicators." Please see Definition page for other considerations.

Oklahoma Department of Mental Health and Substance Abuse Services
Counts of Admitted Clients Served by Funding Source for Each Agency During FY1999
WHEATLAND MH CTR, INC.

	Funding Source						
	Total	Mental Health	Substance Abuse	Domestic Violence	Residential Care	Medicaid	Other
Woods	3	3	0	0	0	1	0
Woodward	1	1	0	0	0	0	0
Out of State/Unknown	2	2	0	0	0	0	0
Other Indicators							
Deaf and Hearing Impaired	9	6	0	0	0	4	5
Dual Diagnosis	96	87	3	0	0	21	23
Homeless	23	20	0	0	0	7	3
SED (6-17)	217	197	0	0	0	13	175
SMI (If ever)	746	647	5	0	0	224	200

Notes: The same client may be counted in more than one category, e.g., clients can receive services under more than one contract source, in more than one "County of Residence," or may have multiple "Other Indicators." Please see Definition page for other considerations.

Oklahoma Department of Mental Health and Substance Abuse Services

Counts of Admitted Clients Served by Funding Source for Each Agency During FY1999

WOMEN IN SAFE HOMES, INC.

	Total	Funding Source					
		Mental Health	Substance Abuse	Domestic Violence	Residential Care	Medicaid	Other
Total							
Unduplicated Count	258	0	0	258	0	0	0
Sex							
Female	192	0	0	192	0	0	0
Male	66	0	0	66	0	0	0
Age							
0-04	43	0	0	43	0	0	0
05-17	88	0	0	88	0	0	0
18-20	7	0	0	7	0	0	0
21-24	15	0	0	15	0	0	0
25-34	45	0	0	45	0	0	0
35-44	47	0	0	47	0	0	0
45-54	11	0	0	11	0	0	0
55-64	1	0	0	1	0	0	0
75-84	1	0	0	1	0	0	0
Race							
White	144	0	0	144	0	0	0
Black	61	0	0	61	0	0	0
Native American	49	0	0	49	0	0	0
Hispanic	4	0	0	4	0	0	0
Presenting Problem/Diagnosis							
Alcohol Abuse	3	0	0	3	0	0	0
Other Psychotic	1	0	0	1	0	0	0
Social Conditions	204	0	0	204	0	0	0
Substance Related	13	0	0	13	0	0	0
Deferred/No Diagnosis	37	0	0	37	0	0	0
County of Residence							
Adair	9	0	0	9	0	0	0
Cherokee	18	0	0	18	0	0	0
Choctaw	1	0	0	1	0	0	0
Creek	1	0	0	1	0	0	0
Garvin	1	0	0	1	0	0	0
Haskell	3	0	0	3	0	0	0
Latimer	2	0	0	2	0	0	0
LeFlore	3	0	0	3	0	0	0
Logan	1	0	0	1	0	0	0
Mayes	1	0	0	1	0	0	0
McIntosh	10	0	0	10	0	0	0
Muskogee	115	0	0	115	0	0	0
Noble	3	0	0	3	0	0	0
Oklahoma	4	0	0	4	0	0	0
Payne	3	0	0	3	0	0	0
Pittsburgh	5	0	0	5	0	0	0
Rogers	1	0	0	1	0	0	0
Tulsa	34	0	0	34	0	0	0
Wagoner	8	0	0	8	0	0	0
Washington	2	0	0	2	0	0	0
Out of State/Unknown	33	0	0	33	0	0	0
Other Indicators							
Homeless	32	0	0	32	0	0	0

Notes: The same client may be counted in more than one category, e.g., clients can receive services under more than one contract source, in more than one "County of Residence," or may have multiple "Other Indicators." Please see Definition page for other considerations.

Oklahoma Department of Mental Health and Substance Abuse Services
 Counts of Admitted Clients Served by Funding Source for Each Agency During FY1999
WOMEN IN SAFE HOMES, INC.

	Funding Source						
	Total	Mental Health	Substance Abuse	Domestic Violence	Residential Care	Medicaid	Other
SMI (If ever)	38	0	0	38	0	0	0

Notes: The same client may be counted in more than one category, e.g., clients can receive services under more than one contract source, in more than one "County of Residence," or may have multiple "Other Indicators." Please see Definition page for other considerations.

Oklahoma Department of Mental Health and Substance Abuse Services

Counts of Admitted Clients Served by Funding Source for Each Agency During FY1999

WOMEN'S CRISIS SERVICES

	Total	Funding Source					
		Mental Health	Substance Abuse	Domestic Violence	Residential Care	Medicaid	Other
Total							
Unduplicated Count	160	0	0	160	0	0	0
Sex							
Female	126	0	0	126	0	0	0
Male	34	0	0	34	0	0	0
Age							
0-04	22	0	0	22	0	0	0
05-17	35	0	0	35	0	0	0
18-20	9	0	0	9	0	0	0
21-24	19	0	0	19	0	0	0
25-34	36	0	0	36	0	0	0
35-44	24	0	0	24	0	0	0
45-54	10	0	0	10	0	0	0
55-64	4	0	0	4	0	0	0
65-74	1	0	0	1	0	0	0
Race							
White	136	0	0	136	0	0	0
Black	5	0	0	5	0	0	0
Native American	15	0	0	15	0	0	0
Hispanic	4	0	0	4	0	0	0
Presenting Problem/Diagnosis							
Mood Disorder	6	0	0	6	0	0	0
Other Psychotic	1	0	0	1	0	0	0
Social Conditions	137	0	0	137	0	0	0
Deferred/No Diagnosis	16	0	0	16	0	0	0
County of Residence							
Haskell	2	0	0	2	0	0	0
Latimer	5	0	0	5	0	0	0
LeFlore	134	0	0	134	0	0	0
Muskogee	1	0	0	1	0	0	0
Oklahoma	3	0	0	3	0	0	0
Pittsburgh	1	0	0	1	0	0	0
Pushmataha	1	0	0	1	0	0	0
Tulsa	1	0	0	1	0	0	0
Out of State/Unknown	12	0	0	12	0	0	0
Other Indicators							
Homeless	31	0	0	31	0	0	0
SMI (If ever)	11	0	0	11	0	0	0

Notes: The same client may be counted in more than one category, e.g., clients can receive services under more than one contract source, in more than one "County of Residence," or may have multiple "Other Indicators." Please see Definition page for other considerations.

Oklahoma Department of Mental Health and Substance Abuse Services

Counts of Admitted Clients Served by Funding Source for Each Agency During FY1999

WOMENS RESOURCE CENTER

	Total	Funding Source					
		Mental Health	Substance Abuse	Domestic Violence	Residential Care	Medicaid	Other
Total							
Unduplicated Count	354	0	0	354	0	0	0
Sex							
Female	307	0	0	307	0	0	0
Male	47	0	0	47	0	0	0
Age							
0-04	50	0	0	50	0	0	0
05-17	53	0	0	53	0	0	0
18-20	19	0	0	19	0	0	0
21-24	29	0	0	29	0	0	0
25-34	70	0	0	70	0	0	0
35-44	92	0	0	92	0	0	0
45-54	30	0	0	30	0	0	0
55-64	9	0	0	9	0	0	0
65-74	2	0	0	2	0	0	0
Race							
White	249	0	0	249	0	0	0
Black	51	0	0	51	0	0	0
Native American	34	0	0	34	0	0	0
Hispanic	15	0	0	15	0	0	0
Asian	5	0	0	5	0	0	0
Presenting Problem/Diagnosis							
Mood Disorder	4	0	0	4	0	0	0
Social Conditions	346	0	0	346	0	0	0
Deferred/No Diagnosis	4	0	0	4	0	0	0
County of Residence							
Bryan	2	0	0	2	0	0	0
Canadian	3	0	0	3	0	0	0
Cherokee	1	0	0	1	0	0	0
Cleveland	201	0	0	201	0	0	0
Garvin	2	0	0	2	0	0	0
Grady	11	0	0	11	0	0	0
Jackson	3	0	0	3	0	0	0
Lincoln	1	0	0	1	0	0	0
McClain	13	0	0	13	0	0	0
McCurtain	3	0	0	3	0	0	0
Nowata	2	0	0	2	0	0	0
Okfuskee	2	0	0	2	0	0	0
Oklahoma	93	0	0	93	0	0	0
Pittsburgh	2	0	0	2	0	0	0
Pottawatomie	5	0	0	5	0	0	0
Stephens	1	0	0	1	0	0	0
Out of State/Unknown	9	0	0	9	0	0	0
Other Indicators							
Homeless	196	0	0	196	0	0	0
SMI (If ever)	49	0	0	49	0	0	0

Notes: The same client may be counted in more than one category, e.g., clients can receive services under more than one contract source, in more than one "County of Residence," or may have multiple "Other Indicators." Please see Definition page for other considerations.

Oklahoma Department of Mental Health and Substance Abuse Services

Counts of Admitted Clients Served by Funding Source for Each Agency During FY1999

WOMEN'S SERVICE & FAMILY RESOURCE CENTER

	Total	Funding Source					
		Mental Health	Substance Abuse	Domestic Violence	Residential Care	Medicaid	Other
Total							
Unduplicated Count	266	0	0	266	0	0	0
Sex							
Female	227	0	0	227	0	0	0
Male	39	0	0	39	0	0	0
Age							
0-04	30	0	0	30	0	0	0
05-17	53	0	0	53	0	0	0
18-20	21	0	0	21	0	0	0
21-24	19	0	0	19	0	0	0
25-34	81	0	0	81	0	0	0
35-44	48	0	0	48	0	0	0
45-54	10	0	0	10	0	0	0
55-64	2	0	0	2	0	0	0
65-74	2	0	0	2	0	0	0
Race							
White	227	0	0	227	0	0	0
Black	7	0	0	7	0	0	0
Native American	25	0	0	25	0	0	0
Hispanic	7	0	0	7	0	0	0
Presenting Problem/Diagnosis							
Developmental Disorder	6	0	0	6	0	0	0
Social Conditions	249	0	0	249	0	0	0
Deferred/No Diagnosis	11	0	0	11	0	0	0
County of Residence							
Alfalfa	1	0	0	1	0	0	0
Beckham	3	0	0	3	0	0	0
Blaine	2	0	0	2	0	0	0
Caddo	14	0	0	14	0	0	0
Canadian	76	0	0	76	0	0	0
Coal	3	0	0	3	0	0	0
Grady	143	0	0	143	0	0	0
Oklahoma	12	0	0	12	0	0	0
Seminole	4	0	0	4	0	0	0
Tulsa	4	0	0	4	0	0	0
Out of State/Unknown	4	0	0	4	0	0	0
Other Indicators							
Homeless	52	0	0	52	0	0	0
SMI (If ever)	49	0	0	49	0	0	0

Notes: The same client may be counted in more than one category, e.g., clients can receive services under more than one contract source, in more than one "County of Residence," or may have multiple "Other Indicators." Please see Definition page for other considerations.

Oklahoma Department of Mental Health and Substance Abuse Services

Counts of Admitted Clients Served by Funding Source for Each Agency During FY1999

YWCA CRISIS CENTER

	Total	Funding Source					
		Mental Health	Substance Abuse	Domestic Violence	Residential Care	Medicaid	Other
Total							
Unduplicated Count	370	0	34	342	0	0	0
Sex							
Female	220	0	24	201	0	0	0
Male	150	0	10	141	0	0	0
Age							
0-04	49	0	12	38	0	0	0
05-17	57	0	9	50	0	0	0
18-20	29	0	2	28	0	0	0
21-24	41	0	1	40	0	0	0
25-34	103	0	5	99	0	0	0
35-44	70	0	5	66	0	0	0
45-54	15	0	0	15	0	0	0
55-64	5	0	0	5	0	0	0
75-84	1	0	0	1	0	0	0
Race							
White	295	0	21	278	0	0	0
Black	39	0	6	33	0	0	0
Native American	30	0	6	26	0	0	0
Hispanic	6	0	1	5	0	0	0
Presenting Problem/Diagnosis							
Alcohol Abuse	3	0	1	3	0	0	0
Mood Disorder	2	0	0	2	0	0	0
Other Psychotic	3	0	0	3	0	0	0
Social Conditions	212	0	3	210	0	0	0
Substance Related	17	0	16	1	0	0	0
Deferred/No Diagnosis	133	0	14	123	0	0	0
County of Residence							
Alfalfa	2	0	0	2	0	0	0
Blaine	1	0	0	1	0	0	0
Canadian	4	0	4	2	0	0	0
Carter	5	0	2	3	0	0	0
Garfield	284	0	9	279	0	0	0
Garvin	1	0	0	1	0	0	0
Grady	1	0	0	1	0	0	0
Grant	5	0	0	5	0	0	0
Kay	4	0	0	4	0	0	0
Kingfisher	7	0	0	7	0	0	0
Lincoln	3	0	2	1	0	0	0
Logan	4	0	2	2	0	0	0
Major	6	0	0	6	0	0	0
Mayes	3	0	3	0	0	0	0
Oklahoma	10	0	2	8	0	0	0
Pottawatomie	4	0	4	0	0	0	0
Texas	6	0	0	6	0	0	0
Tulsa	6	0	6	0	0	0	0
Woods	4	0	0	4	0	0	0
Woodward	2	0	0	2	0	0	0
Out of State/Unknown	8	0	0	8	0	0	0

Other Indicators

Notes: The same client may be counted in more than one category, e.g., clients can receive services under more than one contract source, in more than one "County of Residence," or may have multiple "Other Indicators." Please see Definition page for other considerations.

Oklahoma Department of Mental Health and Substance Abuse Services
Counts of Admitted Clients Served by Funding Source for Each Agency During FY1999
YWCA CRISIS CENTER

	Funding Source					
	Total	Mental Health	Substance Abuse	Domestic Violence	Residential Care	Medicaid Other
Deaf and Hearing Impaired	1	0	0	1	0	0
Homeless	118	0	9	112	0	0
SMI (If ever)	51	0	5	46	0	0

Notes: The same client may be counted in more than one category, e.g., clients can receive services under more than one contract source, in more than one "County of Residence," or may have multiple "Other Indicators." Please see Definition page for other considerations.

Oklahoma Department of Mental Health and Substance Abuse Services

Counts of Admitted Clients Served by Funding Source for Each Agency During FY1999

YWCA OF OKC CRISIS SERVICES

	Total	Funding Source					
		Mental Health	Substance Abuse	Domestic Violence	Residential Care	Medicaid	Other
Total							
Unduplicated Count	1,281	0	0	1,281	0	0	0
Sex							
Female	948	0	0	948	0	0	0
Male	333	0	0	333	0	0	0
Age							
0-04	206	0	0	206	0	0	0
05-17	256	0	0	256	0	0	0
18-20	56	0	0	56	0	0	0
21-24	105	0	0	105	0	0	0
25-34	305	0	0	305	0	0	0
35-44	246	0	0	246	0	0	0
45-54	80	0	0	80	0	0	0
55-64	22	0	0	22	0	0	0
65-74	4	0	0	4	0	0	0
75-84	1	0	0	1	0	0	0
Race							
White	682	0	0	682	0	0	0
Black	371	0	0	371	0	0	0
Native American	97	0	0	97	0	0	0
Hispanic	105	0	0	105	0	0	0
Asian	26	0	0	26	0	0	0
Presenting Problem/Diagnosis							
Social Conditions	1,281	0	0	1,281	0	0	0
County of Residence							
Caddo	2	0	0	2	0	0	0
Canadian	36	0	0	36	0	0	0
Cleveland	38	0	0	38	0	0	0
Comanche	1	0	0	1	0	0	0
Garfield	3	0	0	3	0	0	0
Grady	9	0	0	9	0	0	0
Greer	1	0	0	1	0	0	0
Kay	1	0	0	1	0	0	0
Kingfisher	1	0	0	1	0	0	0
LeFlore	2	0	0	2	0	0	0
Lincoln	1	0	0	1	0	0	0
Logan	13	0	0	13	0	0	0
McClain	3	0	0	3	0	0	0
McCurtain	1	0	0	1	0	0	0
Muskogee	2	0	0	2	0	0	0
Noble	2	0	0	2	0	0	0
Oklahoma	1,080	0	0	1,080	0	0	0
Payne	1	0	0	1	0	0	0
Pittsburgh	2	0	0	2	0	0	0
Pontotoc	1	0	0	1	0	0	0
Pottawatomie	8	0	0	8	0	0	0
Seminole	1	0	0	1	0	0	0
Texas	1	0	0	1	0	0	0
Tulsa	2	0	0	2	0	0	0
Out of State/Unknown	69	0	0	69	0	0	0

Notes: The same client may be counted in more than one category, e.g., clients can receive services under more than one contract source, in more than one "County of Residence," or may have multiple "Other Indicators." Please see Definition page for other considerations.

Oklahoma Department of Mental Health and Substance Abuse Services
 Counts of Admitted Clients Served by Funding Source for Each Agency During FY1999
YWCA OF OKC CRISIS SERVICES

	Funding Source						
	Total	Mental Health	Substance Abuse	Domestic Violence	Residential Care	Medicaid	Other
Other Indicators							
Deaf and Hearing Impaired	7	0	0	7	0	0	0
Homeless	342	0	0	342	0	0	0
SED (6-17)	1	0	0	1	0	0	0
SMI (If ever)	149	0	0	149	0	0	0

Notes: The same client may be counted in more than one category, e.g., clients can receive services under more than one contract source, in more than one "County of Residence," or may have multiple "Other Indicators." Please see Definition page for other considerations.

Definitions of Terms and Categorization Variables

The following are definitions of terms and categorization variables used in this Data Book report.

Admitted Clients Served

Admitted Clients Served had an admission transaction in the ICIS before or during the report year and had received a service during the year. They are counted only once in the total for each level of aggregation. This is called an unduplicated count.

Age

Client age is computed using the client's age at the middle of the fiscal year.

Contacts

Individuals are counted as contacts when they call or visit an agency, but are not admitted.

Funding Source

Funding Source helps identify the payment source of services. Frequently, clients receive services under multiple funding sources. The funding source categories for this report were Mental Health, Substance Abuse, Domestic Violence, Residential Care, Medicaid, and Other.

ICIS

The Oklahoma Department of Mental Health and Substance Abuse Services maintains an agency-wide database, the Integrated Client Information System (ICIS), to which all Department-funded services and transactions are reported. The ICIS contains demographic and service information about clients and agencies.

List of Agencies by Type

The following is a list of agencies by type that provided data during the Fiscal Year 1999:

AGENCY TYPE**AGENCY NAME****Community Mental Health**

ASSOCIATED CENTERS FOR THERAPY, INC.
BILL WILLIS MENTAL HEALTH
CARL ALBERT CMHC
CENTRAL OKLAHOMA CMHC
CHISHOLM TRAIL COUNSELING SERVICES
COMMUNITY COUNSELING CENTER
CREEKS MENTAL HEALTH SERVICES
EDWIN FAIR CMHC
GRAND LAKE M.H.C.
GREEN COUNTRY BEHAVIORAL HEALTH SERVICES
HOPE COMMUNITY SERVICES, INC.
JIM TALIAFERRO CMHC
MENTAL HEALTH SERVICES OF SOUTHERN OKLAHOMA
NORTH CARE CENTER
OK COUNTY CRISIS INTERVENTION CENTER
PARKSIDE, INC.
RED ROCK BEHAVIORAL HEALTH SERVICES
RED ROCK WEST
WESTERN STATE PSYCHIATRIC CENTER
WHEATLAND MENTAL HEALTH CENTER, INC.

Domestic Violence and Sexual Assault

ACMI HOUSE INC
ACTION ASSOCIATES, INC.
CALL RAPE INC.
COMMUNITY CRISIS CENTER, INC.
CRISIS CONTROL CENTER
DOMESTIC VIOLENCE PROGRAM OF NORTH CENTRAL OK.
DOMESTIC VIOLENCE INTERVENTION SERVICES
FAMILY CRISIS & COUNSELING CENTER
FAMILY CRISIS CENTER, INC.
FAMILY RESOURCE CENTER
FAMILY SHELTER
HELP-IN-CRISIS, INC.
N.W. DOMESTIC CRISIS SERVICES
NEW DIRECTIONS, INC.
OKLMULGEE COUNTY FAMILY RESOURCE CENTER INC.
PROJECT SAFE, INC.
ROGERS COUNTY COMMUNITY SERVICES
S.O.S. FOR FAMILIES
STEPHENS COUNTY VOLUNTEERS FOR CRISIS INTERVENTION
STILLWATER DOMESTIC VIOLENCE SERVICE INC.
TULSA SEXUAL ASSAULT NURSE EXAMINERS PROGRAM
WOMEN IN SAFE HOMES, INC.
WOMEN'S CRISIS SERVICES
WOMEN'S SERVICE & FAMILY RESOURCE CENTER
WOMENS RESOURCE CENTER

AGENCY TYPE	AGENCY NAME
Hospitals	YWCA CRISIS CENTER YWCA OF OKC CRISIS SERVICES EASTERN STATE HOSPITAL GRIFFIN MEMORIAL HOSPITAL OKLAHOMA YOUTH CENTER
Other Agencies	CENTER FOR CHILDREN & FAMILIES DIVORCE VISITATION ARBITRATION GREAT PLAINS IMPROVEMENT FND. HIV RESOURCE CONSORTIUM HOMINY HEALTH SRVCS CENTTER INC. PEOPLE INCORPORATED PROJECT HEARTLAND SAFE HAVEN TRANSITION HOUSE INC. TULSA METROPOLITAN MINISTRY
Residential Care	ADA RESIDENTIAL CARE BOLEY RESIDENTIAL CARE HOME BOLEY RESIDENTIAL CARE HOME II CLETA'S COTTAGE COPP'S RESIDENTIAL CARE, INC. COUNTRY LANE RESIDENTIAL CARE HOME DON MENTZER FACILITY DOW RESIDENTIAL CARE HOME DUNCAN COMMUNITY RESIDENCE INC DYCO PROPERTIES, INC. EDNA LEE'S RESIDENTIAL CARE EL RENO RESIDENTIAL CARE ELM TREE HOUSE FAIR OAKS GOLDEN YEARS GREEN ACRES HAV-TAPINC DBA, THE HARBOR HIGH CEDAR RESIDENTIAL CARE LAKE FRANCIS RETIREMENT CENTER LARI'S RESIDENTIAL CARE MILLER COZY HOME, INC. NORTH FORK RESIDENTIAL CARE ORCHARD GROVE PADEN RESIDENTIAL CARE RAMBLING ROSE RESIDENTIAL CARE SANTE FE RESIDENTIAL CARE

AGENCY TYPE**AGENCY NAME**

Substance Abuse

SHERRYS OLD FASHIONED R & B
SOUTHWEST RETIREMENT HOME, INC
SUGAR MOUNTAIN RETREAT
SUNNY ACRES BOARDING MANOR, INC.
SUNNY ACRES RESIDENTIAL CARE

ADA AREA CHEMICAL DEPENDENCY CENTER, INC.
ALPHA II, INC.
BILL JOHNSON C.C.
BRIDGEWAY
CAA TURNING POINT
CARE FOR CHANGE, INC.
CBTI-CREEK COUNTY
COMMUNITY ALCOHOLISM SERVICES
CROSSROADS INCORPORATED
DRUG RECOVERY, INC.
EAGLE RIDGE INSTITUTE
EDMOND FAMILY SERVICES, INC.
FIRST WINGS OF FREEDOM
GATEWAY TO PREVENTION/RECOVERY
HOUSE OF HOPE, INC.
INDIAN HEALTH CARE RESOURCE CENTER
KEY OF LIFE - SPTU
KIAMICHI COUNCIL ON ALCOHOLISM
L.A.R.C.
LASTSTOP
LEFLORE COUNTY YOUTH & FAMILY SERVICES, INC.
LIFE IMPROVEMENT CENTER
LOGAN COUNTY YOUTH AND FAMILY SERVICES INC.
METRO TULSA SUBSTANCE ABUSE SERVICES
MONARCH, INC.
MOORE ALCOHOL AND DRUG CENTER
MUSKOGEE COUNTY COUNCIL YOUTH SERVICES
MUSKOGEE INTERVENTION PROGRAM
N.E. OK COUNCIL ON ALCOHOLISM
NAIC CENTER OF OKLAHOMA ALCOHOL & DRUG SERVICES, INC.
NATIVE AMERICAN CENTER OF RECOVERY
NEW HOPE OF MANGUM
NORMAN ALCOHOL AND DRUG TREATMENT CENTER
NW SUBSTANCE TREATMENT CENTER
OPPORTUNITIES, INC.
PALMER DRUG ABUSE PROGRAM INC.
PAYNE COUNTY COUNSELING SERVICES, INC.
ROADBACK, INC.
ROGERS COUNTY DRUG ABUSE PROGRAM, INC.
S.W. YOUTH & FAMILY SERVICES
SECOND CHANCE CDU
SOAARR, INC.

AGENCY TYPE

AGENCY NAME

STARTING POINT II, INC.
STREET SCHOOL, INC.
THE NEXT STEP NETWORK, INC.
THE OAKS BEHAVIORAL HEALTH CENTER
THE REFERRAL CENTER
TOTAL LIFE COUNSELING
TRI-CITY SUBSTANCE ABUSE CENTER
TRI-CITY YOUTH & FAMILY CENTER
TULSA DRUG COURT TREATMENT CENTER
TURNING POINT
TWELVE & TWELVE, INC.
VINITA ALCOHOL AND DRUG TREATMENT CENTER

ODMHSAS

Refers to the Oklahoma Department of Mental Health and Substance Abuse Services.

Other Indicators

There are several groups of clients that are of special interest because they have special treatment needs, state or federal requirements regarding their placement or the services they receive, or because they are part of a priority population. The definitions of these groups and criteria for their selection are provided below:

- Deaf and Hearing Impaired
Clients who are deaf, hard of hearing, or indicated the need for an interpreter for the deaf were grouped to form the Deaf and Hearing Impaired category.
- Homeless
A homeless person under ICIS criteria is a person who: (a) lacks a fixed, regular and adequate night time residence AND (b) has a primary night time residence that is a supervised publicly or privately operated shelter designed to provide temporary living accommodations including welfare hotels, congregate shelters, halfway houses, and transitional housing for the mentally ill; or an institution that provides a temporary residence for individuals intended to be institutionalized; or a public or private place not designed for, or ordinarily used as, a regular sleeping accommodation for human beings, not limited to people living on the streets. Individuals are considered homeless if they have lost their permanent residence, and are temporarily living in a shelter to avoid being on the street. Prisoners being released or in the custody of a correctional facility are not

considered homeless at the time of admission for treatment. The definition also excludes persons in a hospital, residential care facility, commercial hotel/motel, supervised apartment, or living with parent/other relative (even if only temporarily). The definition does include domestic violence and sexual assault shelters, as the persons have fled a residence that is not adequate (i.e., not safe).

- Legal Status

Legal Status has three categories; Voluntary, Civil Involuntary, and Criminal Involuntary. The categories of legal status (with ICIS codes) are as follows:

Voluntary. These clients enter treatment voluntarily and are coded Voluntary Admission (01), Court Voluntary (02), Informal Admission (16), or Other (18).

Civil Involuntary. These clients are required by the court system to receive services, even though they may be reluctant. They are coded Court Commitment (03), Order of Detention (06), Juvenile Court Order (07), Transfer – Other Legal Entity (08), Court Ordered Juveniles in Need of Treatment, DHS given custody (10), Court Ordered Juveniles in Need of Treatment Parental Custody Retained (11), Emergency Detention (12), Continued Court Detention (13), 28-Day Court Commitment (14), or Protective Custody (17).

Criminal Involuntary. These clients are required to receive services because they have been accused of or have committed a crime. Codes include the following; Incompetent to Stand Trial (04), Not Guilty by Reason of Insanity (05), Court Order for Observation and Evaluation (09), Court Referred DUI Clients (15), Criminal Hold (20), or Court Commit with Hold (21).

- Adults with Serious Mental Illness (SMI)

SMI denotes clients who have been identified **at any time** as having a serious mental illness using the formal ODMHSAS definition. According to this definition, an Adult with a Serious Mental Illness must be an individual 18 years of age or older.

- Children with a Serious Emotional Disturbance (SED)

SED refers to children who meet departmental criteria for having a Serious Emotional Disturbance.

- Any Alcohol/Drug Problem

A substance abuse client is one who has one or more DSM-IV Axis I primary, secondary or tertiary diagnoses from categories 1.a. or 1.b. (in the Dual

Diagnosis definition below) or one or more ICIS Substance Abuse Related Problems (710-731, 741-743). Clients identified only as co-dependents are not identified as substance abusers.

- **Dual Diagnosis Client**

A dual diagnosis client is one who meets the criteria for having a substance abuse diagnosis from categories 1.a. or 1.b. below and meets the criteria for a mental illness based on one or more DSM-IV Axis II primary, secondary, or tertiary diagnoses from categories 2.a. through 2.e. below.

- 1.a. Psychoactive Substance Induced Organic Disorders: 291.0-291.8, 292.0-292.83, 292.89-282.99
- b. Psychoactive Substance Use Disorders: 303.0-305.99.
- 2.a. Schizophrenia: 295.10, 295.20, 295.30, 295.40, 295.60, 295.70, 295.90
- b. Delusional (Paranoid) Disorder: 297.1
- c. Other Psychotic Disorders: 295.40, 295.70, 297.3, 298.8, 298.9, 297.1, 297.3
- d. Mood Disorders: 296.20-296.7
- e. Borderline Personality Disorder: 301.83

Presenting Problem/Diagnosis

Categories for this variable are based on the DSM-IV primary diagnosis or primary presenting problem. If the admitting agency has clinicians qualified to make a diagnosis, the diagnosis is used, otherwise, a presenting problem is used to define a client's category.

Categories	Codes
Developmental Disorders	
DSM-IV Codes:	302.5-302.69, 302.85, 307-307.39, 307.5-307.99, 309.21, 312-312.29, 312.9-313.21, 313.81-313.89, 314-314.99, 315-319.99, 299-299.99
Presenting Problems:	210, 240

Categories**Codes****Non Alcohol/Drug Related Organic**

DSM-IV Codes: 290-290.99, 293-293.83, 294-294.80, 310-310.10

Alcohol Abuse

DSM-IV Codes: 291-291.99, 293.9, 303-303.99, 305-305.02
Presenting Problems: 741, 710, 711

Other Substance Abuse

DSM-IV Codes: 305.1-305.99, 292-292.99, 304-304.99
Presenting Problems: 742, 743, 744, 720-731

Schizophrenia

DSM-IV Codes: 295 (excluding 295.4, 295.7)

Other Psychotic

DSM-IV Codes: 297-298.9, 295.40, 294.9, 295.70
Presenting Problems: 510-530, 650

Mood Disorders

DSM-IV Codes: 296-296.99, 301.13, 300.4-300.49, 293.89, 311-311.99
Presenting Problems: 500-503

Other Non-Psychotic

DSM-IV Codes: 300-300.39, 300.6-300.99, 302-302.49, 302.7-302.84, 302.89-302.99, 307-4-307.49, 307.8, 312.8, 308.3-309.19, 309.23-309.99, 312.3, 316-316.99, 780.50

Personality Disorders

DSM-IV Codes: 301-301.9

Social Conditions

DSM-IV Codes: V40.00-V40.60, V61-V71.02, 955.5-995.81
Presenting Problems: 740, 450, 620-632, 311-420

Deferred/No Diagnosis

DSM-IV Codes: 799.9-799.90, V71.09
Presenting Problems: 110, 130

Race

The Unknown category was utilized to group Clients who made no selection from the choices below indicating their race.

The following groupings are used for reporting race:

- White
- Black
- Native American
- Hispanic
- Asian
- Unknown

Various Categories:

In response to many special report requests in past years, the special reports table was generated to address the majority of those requests.

Description of the Data Book

This Data Book displays Counts of Admitted Clients Served by Funding Source for Sex, Age, Race, Presenting Problem/Diagnosis, County of Residence, and Other Indicators. It contains six tables presenting data for 1) Statewide Total, 2) Agency, 3) Agency Type, 4) Count of Residence, 5) Planning Area, and 6) Various Categories.

Admitted Clients Served by Funding Source

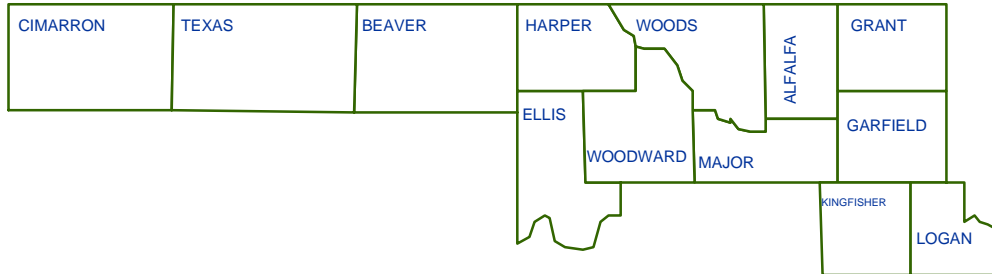
Admitted Clients Served are clients who have an admission transaction in the ICIS before or during the report year and had received a service during the report year. They are counted only once in the total for each level of aggregation or category in which they appear. This is called an unduplicated count. For example, a client may receive services at one hospital and then receive services at another hospital in the same year. This client would be counted twice (once at each hospital) in the agency report, but only once in the agency type and statewide tables. Because information such as age and sex should remain constant (except for data entry errors), counts for categories of these variables will sum to the total clients served on each table. Variables that might change from admission at one facility to admission at another or over time, (e.g., legal status, diagnosis, and target population) can be counted in more than one category and should not be summed.

This Data Book shows only clients who were admitted for services and excludes contacts. It enumerates admitted clients, but further limits the counts to specific subgroups of the client population. Each individual counted has received a service at some time during the year regardless of the year he/she was admitted. Clients are grouped by frequently referenced demographics: Sex, Age, Race, Presenting Problem/Diagnosis, County of Residence, and Other Indicators. A client may be in more than one of these groups, or a client's group may change during the year. As a result, the sum of target populations exceeds the total number served. However, for any given population, the age, race, and sex, which do not change (age is calculated as of a single point in time), are unduplicated counts and should equal the total.

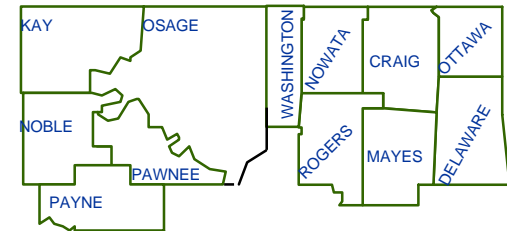
OKLAHOMA DEPARTMENT OF MENTAL HEALTH
AND SUBSTANCE ABUSE SERVICES

Planning Areas

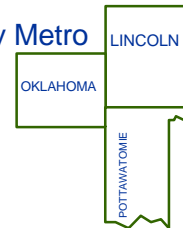
Northwest



Northeast



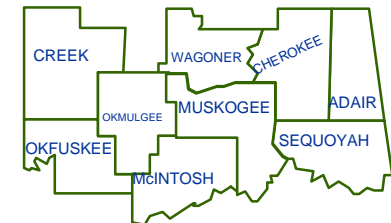
Oklahoma City Metro



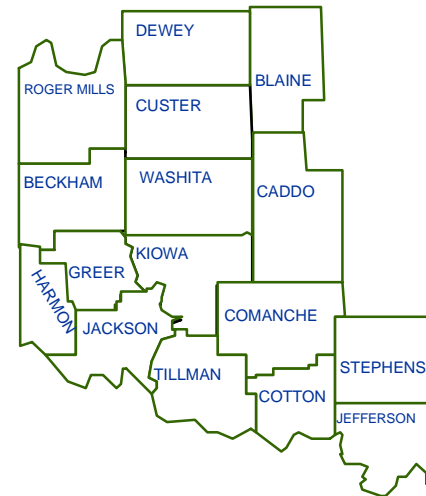
Tulsa Metro



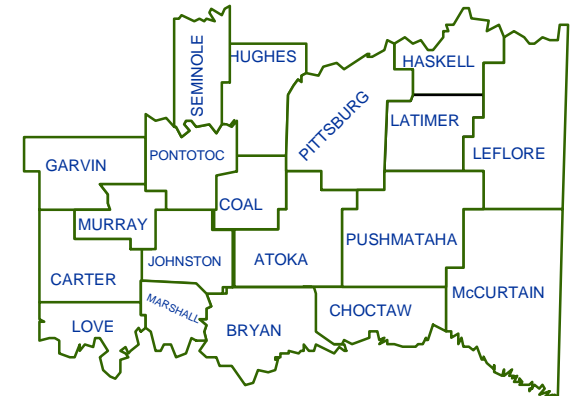
East Central



Central



Southwest



Southeast