

data

BOOK FOR FISCAL YEAR 2000

Section One:
Admitted Clients Served
By Funding Source

Table 3. Counts of Admitted
Clients Served for each Agency
Type

DATA BOOK FOR FISCAL YEAR 2000

Published by

Oklahoma Department of Mental Health and Substance Abuse
Services

Prepared by

Ali Akour, Ph.D.

Data Analyst, Evaluation and Data Analysis Section
Decision Support Services

2002

Terry Cline, Ph.D., Commissioner
Steve Davis, Ph.D., Director of Decision Support Services
Mark Reynolds, Ed. D., Evaluation & Data Analysis Data Projects Manager

Public Domain Notice

The Data Book for Fiscal Year 2000 is in the public domain and may be reproduced or copied without permission from the Oklahoma Department of Mental Health and Substance Abuse Services. However, this publication may not be reproduced or distributed for a fee without the specific, written authorization of Oklahoma Department of Mental Health and Substance Abuse Services. Citation of the source is appreciated.

Electronic Access to Publication

This publication is available on the World Wide Web at:
<http://www.odmhsas.org/specialreports.htm>

How to Contact Us

Oklahoma Department of Mental Health and Substance Abuse Services
Evaluation and Data Analysis Section
P.O. Box 53277
Oklahoma City, OK 73152-3277
(405) 522-3813

Contents

Introduction

Section One: Admitted Clients Served by Funding Source

- Table 1. Counts of Admitted Clients Served for **Statewide Total**
- Table 2. Counts of Admitted Clients Served for each **Agency**
- Table 3. Counts of Admitted Clients Served for each **Agency Type**
- Table 4. Counts of Admitted Clients Served for each **County of Residence**
- Table 5. Counts of Admitted Clients Served for each **Planning Area**
- Table 6. Counts of Admitted Clients Served for **Various Categories**

Section Two: Units of Service by Funding Source

- Table 7. Counts of Day and Hourly Services Provided for **Statewide Total**
- Table 8. Counts of Day and Hourly Services Provided for each **Agency**
- Table 9. Counts of Day and Hourly Services Provided for each **Agency Type**
- Table 10. Counts of Day and Hourly Services Provided for each **County of Residence**
- Table 11. Counts of Day and Hourly Services Provided for each **Planning Area**
- Table 12. Counts of Day and Hourly Services Provided for **Various Categories**

Appendix

Definitions of Terms and Categorization Variables

Descriptions of Sections and Tables

Map of Planning Areas

DATA BOOK FOR FISCAL YEAR 2000

Introduction

Prior to Fiscal Year 1999, any client seen at an Oklahoma Department of Mental Health and Substance Abuse Services (ODMHSAS) contracted facility was reported, regardless of who paid for the service. Starting with Fiscal Year 1999, only clients funded in full or in part by ODMHSAS were reported. Therefore, previous years' reported client counts will be larger than in following years.

During the Fiscal Year 2000, the State of Oklahoma expenditures on community mental health services, inpatient facilities, substance abuse services, domestic violence/sexual assault services, and departmental management amounted to approximately \$159 million dollars. An unduplicated total of approximately 79,700 recipients were served system-wide in FY 2000. The unduplicated total of 79,700 recipients consists of 56,545 recipients that were admitted and served and 19,155 recipients that were contacts. The Data Book report is generated to provide basic information about these recipients and services they received for policy makers, interest groups, and others working to improve the quality of life for those in need.

The Data Book report is produced by the Evaluation and Data Analysis Section of the Decision Support Services Division at the Oklahoma Department of Mental Health and Substance Abuse Services (ODMHSAS). The report summarizes demographic information and services for clients served in agencies operated by or funded through ODMHSAS. To create the Data Book report, data are extracted from the ODMHSAS Integrated Client Information System (ICIS). ICIS contains demographic and service information about service recipients and agencies.

To meet the specific needs of a variety of entities, the Data Book report consists of two separate sections: Admitted Clients Served by Funding Source; Units of Service by Funding Source. The sections are then divided into tables and each table presents a different view of the data. Definitions of terms and a Map of Planning Areas are also provided.

Oklahoma Department of Mental Health and Substance Abuse Services

Counts of Admitted Clients Served by Funding Source for Each Agency Type During FY2000

HOSPITALS

	Total	Funding Source					Medicaid	Other
		Mental Health	Substance Abuse	Domestic Violence	Residential Care			
Total								
Unduplicated Count	3,373	1,400	0	0	0	278	1,902	
Sex								
Female	1,264	508	0	0	0	97	732	
Male	2,109	892	0	0	0	181	1,170	
Age								
05-17	288	16	0	0	0	148	140	
18-20	197	50	0	0	0	118	47	
21-24	307	152	0	0	0	8	169	
25-34	832	412	0	0	0	1	470	
35-44	991	456	0	0	0	0	587	
45-54	496	217	0	0	0	0	310	
55-64	193	83	0	0	0	0	124	
65-74	56	11	0	0	0	3	45	
75-84	9	3	0	0	0	0	6	
85+	4	0	0	0	0	0	4	
Race								
White	2,575	1,032	0	0	0	209	1,496	
Black	469	241	0	0	0	26	233	
Native American	210	99	0	0	0	21	101	
Hispanic	35	9	0	0	0	5	21	
Asian	21	7	0	0	0	0	14	
Two or More Races	69	14	0	0	0	17	38	
Presenting Problem/Diagnosis								
Alcohol Abuse	185	72	0	0	0	3	113	
Developmental Disorder	89	19	0	0	0	35	42	
Mood Disorder	1,315	520	0	0	0	135	726	
Non Alcohol/Drug Related Or	40	17	0	0	0	2	25	
Other Non-Psychotic	209	82	0	0	0	33	105	
Other Psychotic	862	389	0	0	0	38	493	
Schizophrenia	500	232	0	0	0	17	292	
Social Conditions	5	2	0	0	0	0	3	
Substance Related	183	72	0	0	0	16	99	
Unknown/Other	12	3	0	0	0	0	9	
County of Residence								
Adair	7	5	0	0	0	1	2	
Alfalfa	2	0	0	0	0	2	0	
Atoka	6	3	0	0	0	0	3	
Beaver	1	0	0	0	0	0	1	
Beckham	12	6	0	0	0	3	3	
Blaine	5	1	0	0	0	2	2	
Bryan	45	15	0	0	0	5	27	
Caddo	15	7	0	0	0	5	4	
Canadian	46	12	0	0	0	8	29	
Carter	55	30	0	0	0	7	22	
Cherokee	16	7	0	0	0	0	10	
Choctaw	5	4	0	0	0	1	0	
Cleveland	585	160	0	0	0	50	412	
Comanche	25	13	0	0	0	6	7	
Cotton	2	1	0	0	0	1	1	

Notes: The same client may be counted in more than one category, e.g., clients can receive services under more than one contract source, in more than one "County of Residence," or may have multiple "Other Indicators." Please see Definition page for other considerations.

Oklahoma Department of Mental Health and Substance Abuse Services

Counts of Admitted Clients Served by Funding Source for Each Agency Type During FY2000

HOSPITALS

	Total	Funding Source					Other
		Mental Health	Substance Abuse	Domestic Violence	Residential Care	Medicaid	
Craig	63	31	0	0	0	1	34
Creek	61	37	0	0	0	3	31
Custer	11	3	0	0	0	2	7
Delaware	18	8	0	0	0	0	11
Dewey	1	1	0	0	0	0	0
Ellis	2	2	0	0	0	0	0
Garfield	11	5	0	0	0	1	5
Garvin	68	26	0	0	0	8	36
Grady	25	14	0	0	0	5	7
Harmon	3	1	0	0	0	0	2
Haskell	4	4	0	0	0	0	0
Hughes	8	4	0	0	0	0	5
Jackson	16	12	0	0	0	0	4
Jefferson	7	3	0	0	0	1	3
Johnston	21	11	0	0	0	1	13
Kay	24	9	0	0	0	5	11
Kingfisher	6	4	0	0	0	2	1
Kiowa	4	2	0	0	0	1	1
Latimer	6	6	0	0	0	0	0
LeFlore	10	9	0	0	0	0	1
Lincoln	36	13	0	0	0	5	21
Logan	20	7	0	0	0	3	11
Love	6	2	0	0	0	0	4
Major	2	1	0	0	0	1	0
Marshall	19	10	0	0	0	1	10
Mayes	45	20	0	0	0	2	24
McClain	63	22	0	0	0	9	34
McCurtain	17	16	0	0	0	0	1
McIntosh	11	4	0	0	0	2	6
Murray	23	9	0	0	0	1	14
Muskogee	72	36	0	0	0	1	41
Noble	4	1	0	0	0	0	3
Nowata	11	6	0	0	0	3	3
Okfuskee	42	16	0	0	0	2	25
Oklahoma	793	300	0	0	0	50	500
Okmulgee	75	41	0	0	0	3	41
Osage	19	8	0	0	0	1	11
Ottawa	58	37	0	0	0	3	21
Pawnee	17	7	0	0	0	2	8
Payne	58	26	0	0	0	9	27
Pittsburgh	7	4	0	0	0	2	1
Pontotoc	67	29	0	0	0	5	34
Pottawatomie	150	41	0	0	0	16	100
Pushmataha	5	2	0	0	0	1	2
Roger Mills	2	1	0	0	0	0	1
Rogers	37	18	0	0	0	0	19
Seminole	62	28	0	0	0	6	35
Sequoyah	23	18	0	0	0	1	5
Stephens	16	11	0	0	0	3	3
Texas	6	1	0	0	0	1	4
Tillman	3	2	0	0	0	0	1
Tulsa	275	136	0	0	0	11	138
Wagoner	21	17	0	0	0	1	3

Notes: The same client may be counted in more than one category, e.g., clients can receive services under more than one contract source, in more than one "County of Residence," or may have multiple "Other Indicators." Please see Definition page for other considerations.

Oklahoma Department of Mental Health and Substance Abuse Services

Counts of Admitted Clients Served by Funding Source for Each Agency Type During FY2000

HOSPITALS

	Total	Funding Source					Other
		Mental Health	Substance Abuse	Domestic Violence	Residential Care	Medicaid	
Washington	40	20	0	0	0	4	18
Washita	7	4	0	0	0	3	0
Woods	2	0	0	0	0	2	1
Woodward	8	7	0	0	0	0	1
Out of State/Unknown	64	26	0	0	0	3	36
Other Indicators							
Any Alcohol/Drug Problem	1,829	818	0	0	0	123	993
Custody of DHS	57	0	0	0	0	51	9
Custody of DOC	14	7	0	0	0	2	6
Custody of OJA	31	1	0	0	0	26	4
Deaf and Hearing Impaired	30	13	0	0	0	3	15
Dual Diagnosis	854	425	0	0	0	36	439
Homeless	345	144	0	0	0	16	211
Indigent	3,244	1,375	0	0	0	268	1,803
SED (6-17)	271	16	0	0	0	139	131
SMI	2,757	1,188	0	0	0	127	1,626

Oklahoma Department of Mental Health and Substance Abuse Services

Counts of Admitted Clients Served by Funding Source for Each Agency Type During FY2000

COMMUNITY MENTAL HEALTH

	Total	Funding Source					
		Mental Health	Substance Abuse	Domestic Violence	Residential Care	Medicaid	Other
Total							
Unduplicated Count	33,240	20,126	3,045	0	35	9,851	8,087
Sex							
Female	17,943	10,507	1,220	0	9	6,169	4,222
Male	15,297	9,619	1,825	0	26	3,682	3,865
Age							
0-04	190	94	0	0	0	41	76
05-17	3,361	1,810	17	0	0	730	1,270
18-20	1,476	967	169	0	0	198	389
21-24	2,364	1,612	326	0	0	445	515
25-34	6,750	4,432	896	0	4	1,676	1,452
35-44	8,898	5,656	1,031	0	10	2,576	2,005
45-54	5,802	3,478	461	0	9	2,049	1,349
55-64	2,796	1,505	110	0	8	1,230	644
65-74	968	394	27	0	3	484	269
75-84	448	139	7	0	1	281	94
85+	187	39	1	0	0	141	24
Race							
White	26,224	15,982	2,293	0	27	7,611	6,532
Black	3,765	2,221	341	0	5	1,316	758
Native American	2,097	1,096	290	0	3	646	579
Hispanic	412	277	51	0	0	65	91
Asian	194	128	9	0	0	52	52
Two or More Races	735	522	57	0	0	196	80
Unknown	13	6	6	0	0	1	1
Presenting Problem/Diagnosis							
Alcohol Abuse	1,642	902	389	0	0	152	523
Developmental Disorder	1,688	723	214	0	0	378	654
Mood Disorder	14,593	9,620	1,253	0	8	3,916	3,152
Non Alcohol/Drug Related Or	356	171	6	0	0	161	84
Other Non-Psychotic	4,844	2,877	138	0	2	1,361	1,212
Other Psychotic	3,511	2,270	200	0	8	1,296	769
Personality Disorder	180	131	18	0	0	61	17
Schizophrenia	4,403	2,309	207	0	15	2,333	916
Social Conditions	933	731	15	0	2	106	154
Substance Related	2,004	959	613	0	0	196	627
Unknown/Other	1	1	0	0	0	0	0
Deferred/No Diagnosis	17	11	6	0	0	0	1
County of Residence							
Adair	247	61	23	0	0	87	143
Alfalfa	66	18	2	0	0	18	46
Atoka	116	48	0	0	0	39	62
Beaver	33	8	1	0	0	4	29
Beckham	307	232	9	0	0	135	6
Blaine	199	157	11	0	0	38	20
Bryan	631	393	48	0	0	165	175
Caddo	316	102	18	0	0	99	171
Canadian	714	568	4	0	0	174	34
Carter	495	334	82	0	0	130	60
Cherokee	600	153	71	0	0	256	385

Notes: The same client may be counted in more than one category, e.g., clients can receive services under more than one contract source, in more than one "County of Residence," or may have multiple "Other Indicators." Please see Definition page for other considerations.

Oklahoma Department of Mental Health and Substance Abuse Services

Counts of Admitted Clients Served by Funding Source for Each Agency Type During FY2000

COMMUNITY MENTAL HEALTH

	Funding Source						
	Total	Mental Health	Substance Abuse	Domestic Violence	Residential Care	Medicaid	Other
Choctaw	175	66	8	0	0	60	83
Cimarron	28	8	0	0	0	6	19
Cleveland	1,485	651	6	0	0	416	816
Coal	54	28	1	0	0	15	25
Comanche	1,849	300	14	0	0	338	1,513
Cotton	42	16	1	0	0	11	23
Craig	365	195	3	0	0	217	4
Creek	333	208	29	0	0	140	2
Custer	339	273	45	0	0	119	16
Delaware	201	132	7	0	0	86	7
Dewey	63	32	9	0	0	9	33
Ellis	73	19	4	0	0	8	62
Garfield	584	454	40	0	0	117	74
Garvin	390	281	52	0	0	110	63
Grady	677	438	1	0	0	280	52
Grant	21	10	2	0	0	8	4
Greer	55	43	0	0	0	15	9
Harmon	18	3	1	0	0	10	9
Harper	63	11	2	0	0	17	47
Haskell	189	71	0	0	0	47	116
Hughes	123	46	4	0	0	32	64
Jackson	242	50	3	0	0	43	193
Jefferson	40	15	8	0	0	7	21
Johnston	275	177	18	0	0	68	59
Kay	636	398	130	0	0	208	28
Kingfisher	116	102	2	0	0	22	5
Kiowa	157	119	3	0	0	40	16
Latimer	127	45	0	0	0	41	76
LeFlore	390	136	2	0	0	103	233
Lincoln	248	177	8	0	0	92	2
Logan	219	199	7	0	0	37	16
Love	78	52	13	0	0	17	15
Major	148	36	6	0	0	23	115
Marshall	235	148	26	0	0	74	47
Mayes	350	227	6	0	0	149	8
McClain	147	62	7	0	0	43	64
McCurtain	285	104	3	0	0	101	145
McIntosh	152	100	3	0	1	58	21
Murray	241	177	32	0	0	69	19
Muskogee	925	636	185	0	34	261	28
Noble	72	46	4	0	0	31	4
Nowata	42	26	3	0	0	15	1
Okfuskee	183	95	1	0	0	111	2
Oklahoma	6,365	4,957	207	0	0	1,855	419
Okmulgee	293	151	17	0	0	156	3
Osage	154	105	12	0	0	58	1
Ottawa	234	184	2	0	0	82	2
Pawnee	122	79	2	0	0	52	1
Payne	428	294	24	0	0	171	20
Pittsburgh	744	308	4	0	0	206	404
Pontotoc	652	407	92	0	0	205	93
Pottawatomie	418	279	11	0	0	164	10
Pushmataha	102	46	1	0	0	26	48

Notes: The same client may be counted in more than one category, e.g., clients can receive services under more than one contract source, in more than one "County of Residence," or may have multiple "Other Indicators." Please see Definition page for other considerations.

Oklahoma Department of Mental Health and Substance Abuse Services

Counts of Admitted Clients Served by Funding Source for Each Agency Type During FY2000

COMMUNITY MENTAL HEALTH

	Total	Funding Source					Other
		Mental Health	Substance Abuse	Domestic Violence	Residential Care	Medicaid	
Roger Mills	23	18	3	0	0	4	1
Rogers	281	211	6	0	0	84	3
Seminole	452	196	49	0	0	226	55
Sequoyah	447	136	30	0	0	249	246
Stephens	393	71	40	0	0	84	251
Texas	282	74	8	0	0	41	224
Tillman	55	15	0	0	0	16	36
Tulsa	4,528	3,739	1,446	0	0	1,000	16
Wagoner	448	112	66	0	0	156	275
Washington	393	258	2	0	0	179	2
Washita	106	80	9	0	0	38	4
Woods	260	63	10	0	0	56	189
Woodward	568	163	28	0	0	92	469
Out of State/Unknown	189	111	18	0	0	28	55
Other Indicators							
Any Alcohol/Drug Problem	11,575	7,382	2,929	0	5	2,287	2,511
Custody of DHS	428	165	0	0	0	224	105
Custody of DOC	500	237	213	0	1	60	76
Custody of OJA	85	25	0	0	0	55	16
Deaf and Hearing Impaired	186	75	3	0	0	89	52
Dual Diagnosis	4,091	2,852	1,204	0	4	1,093	681
Homeless	1,607	1,173	296	0	0	264	264
Indigent	32,138	19,578	2,959	0	35	9,758	7,550
SED (6-17)	1,352	723	5	0	0	378	455
SMI	21,420	13,987	2,203	0	35	7,723	3,660

Notes: The same client may be counted in more than one category, e.g., clients can receive services under more than one contract source, in more than one "County of Residence," or may have multiple "Other Indicators." Please see Definition page for other considerations.

Oklahoma Department of Mental Health and Substance Abuse Services

Counts of Admitted Clients Served by Funding Source for Each Agency Type During FY2000

SUBSTANCE ABUSE

	Total	Funding Source					
		Mental Health	Substance Abuse	Domestic Violence	Residential Care	Medicaid	Other
Total							
Unduplicated Count	13,979	27	13,616	144	0	326	82
Sex							
Female	5,044	14	4,813	111	0	232	26
Male	8,935	13	8,803	33	0	94	56
Age							
0-04	372	0	343	20	0	11	0
05-17	1,650	14	1,516	41	0	127	1
18-20	1,040	1	1,026	8	0	13	3
21-24	1,518	0	1,495	9	0	22	8
25-34	3,733	2	3,672	25	0	77	23
35-44	3,905	6	3,835	31	0	58	31
45-54	1,417	2	1,395	8	0	13	13
55-64	282	1	274	2	0	4	2
65-74	57	1	55	0	0	1	1
75-84	4	0	4	0	0	0	0
85+	1	0	1	0	0	0	0
Race							
White	9,629	19	9,337	111	0	250	61
Black	2,123	2	2,112	8	0	21	13
Native American	1,556	3	1,515	18	0	37	6
Hispanic	239	0	237	1	0	1	1
Asian	25	0	24	0	0	1	0
Two or More Races	549	3	531	6	0	16	1
Unknown	19	0	19	0	0	0	0
Presenting Problem/Diagnosis							
Alcohol Abuse	4,087	4	4,052	1	0	43	17
Developmental Disorder	38	3	16	0	0	25	0
Mood Disorder	78	9	53	0	0	28	0
Non Alcohol/Drug Related Or	1	0	1	0	0	0	0
Other Non-Psychotic	91	3	31	0	0	70	0
Other Psychotic	3	0	3	0	0	0	0
Personality Disorder	6	1	5	0	0	0	0
Schizophrenia	6	2	6	0	0	0	0
Social Conditions	1,245	5	1,104	134	0	37	0
Substance Related	8,671	0	8,582	9	0	123	65
Deferred/No Diagnosis	37	0	37	0	0	0	0
County of Residence							
Adair	25	0	21	4	0	0	1
Alfalfa	1	0	1	0	0	0	0
Atoka	189	0	154	10	0	38	0
Beaver	7	0	7	0	0	0	0
Beckham	164	0	164	0	0	0	0
Blaine	36	0	36	0	0	0	0
Bryan	145	0	144	0	0	1	1
Caddo	88	0	88	0	0	0	0
Canadian	131	0	129	0	0	0	5
Carter	71	0	69	0	0	1	2
Cherokee	61	0	60	1	0	1	0
Choctaw	128	0	127	0	0	2	0

Notes: The same client may be counted in more than one category, e.g., clients can receive services under more than one contract source, in more than one "County of Residence," or may have multiple "Other Indicators." Please see Definition page for other considerations.

Oklahoma Department of Mental Health and Substance Abuse Services

Counts of Admitted Clients Served by Funding Source for Each Agency Type During FY2000

SUBSTANCE ABUSE

	Funding Source						
	Total	Mental Health	Substance Abuse	Domestic Violence	Residential Care	Medicaid	Other
Cimarron	6	0	6	0	0	1	0
Cleveland	1,135	0	1,129	0	0	1	11
Coal	87	0	65	1	0	31	0
Comanche	215	0	212	0	0	0	3
Cotton	15	0	15	0	0	0	0
Craig	99	0	99	0	0	0	0
Creek	284	0	284	0	0	0	0
Custer	54	0	53	0	0	1	1
Delaware	139	0	139	0	0	0	0
Dewey	7	0	7	0	0	0	0
Ellis	5	0	5	0	0	0	0
Garfield	80	0	80	0	0	0	0
Garvin	78	0	71	0	0	8	0
Grady	173	0	172	0	0	0	2
Grant	1	0	1	0	0	0	0
Greer	46	0	46	0	0	0	0
Harmon	6	0	6	0	0	0	0
Harper	2	0	2	0	0	1	0
Haskell	26	0	22	3	0	2	0
Hughes	29	0	29	0	0	0	0
Jackson	121	0	119	2	0	1	0
Jefferson	11	0	11	0	0	0	0
Johnston	46	0	44	0	0	7	0
Kay	118	0	117	0	0	0	1
Kingfisher	9	0	9	0	0	0	0
Kiowa	38	0	37	0	0	1	0
Latimer	111	0	76	11	0	37	0
LeFlore	157	0	145	3	0	14	0
Lincoln	64	0	63	0	0	2	2
Logan	155	0	154	0	0	0	2
Love	8	0	8	0	0	0	0
Major	4	0	4	0	0	0	0
Marshall	31	0	31	0	0	2	0
Mayes	199	0	199	0	0	0	0
McClain	81	0	75	0	0	8	1
McCurtain	291	0	291	0	0	0	0
McIntosh	122	0	107	1	0	23	0
Murray	26	0	26	0	0	0	0
Muskogee	211	0	211	4	0	4	0
Noble	58	0	58	0	0	0	0
Nowata	35	0	35	0	0	0	0
Okfuskee	57	0	57	0	0	2	0
Oklahoma	3,171	0	3,158	0	0	7	27
Okmulgee	168	0	160	3	0	11	0
Osage	205	13	195	0	0	0	4
Ottawa	154	0	154	0	0	0	0
Pawnee	123	14	116	0	0	0	1
Payne	389	0	387	0	0	1	2
Pittsburgh	408	0	318	85	0	38	1
Pontotoc	175	0	160	0	0	24	3
Pottawatomie	255	0	246	4	0	3	6
Pushmataha	117	0	82	0	0	38	0
Roger Mills	11	0	11	0	0	0	0

Notes: The same client may be counted in more than one category, e.g., clients can receive services under more than one contract source, in more than one "County of Residence," or may have multiple "Other Indicators." Please see Definition page for other considerations.

Oklahoma Department of Mental Health and Substance Abuse Services

Counts of Admitted Clients Served by Funding Source for Each Agency Type During FY2000

SUBSTANCE ABUSE

	Total	Funding Source					Other
		Mental Health	Substance Abuse	Domestic Violence	Residential Care	Medicaid	
Rogers	242	0	242	0	0	0	0
Seminole	103	0	99	4	0	0	0
Sequoyah	29	0	29	0	0	0	0
Stephens	81	0	77	0	0	0	4
Texas	71	0	71	0	0	0	0
Tillman	44	0	44	0	0	0	0
Tulsa	2,595	0	2,590	5	0	12	2
Wagoner	130	0	130	0	0	2	0
Washington	241	0	241	0	0	1	0
Washita	49	0	49	0	0	0	0
Woods	29	0	29	0	0	0	0
Woodward	17	0	17	0	0	0	0
Out of State/Unknown	75	0	72	3	0	0	0
Other Indicators							
Any Alcohol/Drug Problem	12,632	4	12,509	10	0	176	82
Custody of DHS	289	0	264	0	0	29	0
Custody of DOC	1,395	0	1,395	0	0	0	0
Custody of OJA	104	0	103	0	0	3	0
Deaf and Hearing Impaired	18	0	17	0	0	1	1
Dual Diagnosis	208	1	197	0	0	9	7
Homeless	820	0	779	42	0	6	6
Indigent	13,118	24	12,770	142	0	325	59
SED (6-17)	8	0	8	0	0	0	0
SMI	2,080	5	2,033	20	0	54	19

Notes: The same client may be counted in more than one category, e.g., clients can receive services under more than one contract source, in more than one "County of Residence," or may have multiple "Other Indicators." Please see Definition page for other considerations.

Oklahoma Department of Mental Health and Substance Abuse Services

Counts of Admitted Clients Served by Funding Source for Each Agency Type During FY2000

DOMESTIC VIOLENCE AND SEXUAL ASSAULT

	Total	Funding Source					Other
		Mental Health	Substance Abuse	Domestic Violence	Residential Care	Medicaid	
Total							
Unduplicated Count	9,662	0	160	9,363	0	0	709
Sex							
Female	6,866	0	70	6,830	0	0	250
Male	2,796	0	90	2,533	0	0	459
Age							
0-04	1,251	0	4	1,243	0	0	46
05-17	1,815	0	5	1,804	0	0	32
18-20	509	0	8	496	0	0	32
21-24	977	0	18	929	0	0	99
25-34	2,470	0	65	2,371	0	0	241
35-44	1,839	0	44	1,751	0	0	184
45-54	622	0	9	598	0	0	56
55-64	138	0	6	130	0	0	17
65-74	32	0	1	32	0	0	0
75-84	7	0	0	7	0	0	1
85+	2	0	0	2	0	0	1
Race							
White	6,428	0	96	6,255	0	0	467
Black	1,127	0	29	1,071	0	0	95
Native American	1,052	0	15	1,032	0	0	47
Hispanic	383	0	5	379	0	0	21
Asian	51	0	0	45	0	0	10
Two or More Races	671	0	15	631	0	0	69
Unknown	3	0	0	3	0	0	0
Presenting Problem/Diagnosis							
Alcohol Abuse	15	0	1	14	0	0	0
Developmental Disorder	34	0	0	34	0	0	0
Mood Disorder	29	0	0	29	0	0	0
Other Non-Psychotic	1	0	0	1	0	0	0
Other Psychotic	3	0	0	3	0	0	0
Social Conditions	9,423	0	151	9,144	0	0	670
Substance Related	32	0	8	27	0	0	2
Unknown/Other	2	0	0	2	0	0	0
Deferred/No Diagnosis	131	0	0	117	0	0	37
County of Residence							
Adair	84	0	0	83	0	0	8
Alfalfa	5	0	0	5	0	0	0
Atoka	16	0	0	16	0	0	0
Beaver	5	0	0	5	0	0	0
Beckham	64	0	0	64	0	0	0
Blaine	29	0	0	29	0	0	0
Bryan	186	0	0	186	0	0	1
Caddo	76	0	0	76	0	0	0
Canadian	123	0	0	123	0	0	0
Carter	102	0	0	102	0	0	0
Cherokee	211	0	1	205	0	0	17
Choctaw	71	0	0	71	0	0	0
Cimarron	2	0	0	2	0	0	0
Cleveland	207	0	0	202	0	0	18

Notes: The same client may be counted in more than one category, e.g., clients can receive services under more than one contract source, in more than one "County of Residence," or may have multiple "Other Indicators." Please see Definition page for other considerations.

Oklahoma Department of Mental Health and Substance Abuse Services

Counts of Admitted Clients Served by Funding Source for Each Agency Type During FY2000

DOMESTIC VIOLENCE AND SEXUAL ASSAULT

	Total	Funding Source					Other
		Mental Health	Substance Abuse	Domestic Violence	Residential Care	Medicaid	
Coal	17	0	0	17	0	0	0
Comanche	312	0	0	312	0	0	2
Cotton	2	0	0	2	0	0	0
Craig	21	0	1	20	0	0	0
Creek	85	0	3	77	0	0	11
Custer	135	0	0	134	0	0	1
Delaware	47	0	0	47	0	0	0
Dewey	14	0	0	14	0	0	0
Ellis	6	0	0	6	0	0	0
Garfield	253	0	3	253	0	0	0
Garvin	126	0	0	126	0	0	0
Grady	196	0	0	196	0	0	0
Grant	4	0	0	4	0	0	0
Greer	10	0	0	10	0	0	0
Harmon	16	0	0	16	0	0	0
Harper	9	0	0	8	0	0	1
Haskell	4	0	0	4	0	0	0
Hughes	25	0	0	24	0	0	1
Jackson	158	0	0	158	0	0	0
Jefferson	12	0	0	12	0	0	0
Johnston	20	0	0	20	0	0	0
Kay	269	0	0	269	0	0	1
Kingfisher	17	0	0	17	0	0	0
Kiowa	16	0	0	16	0	0	0
Latimer	1	0	0	1	0	0	0
LeFlore	186	0	0	186	0	0	0
Lincoln	31	0	0	31	0	0	3
Logan	14	0	2	12	0	0	0
Love	20	0	0	20	0	0	0
Major	4	0	0	4	0	0	0
Marshall	23	0	0	23	0	0	0
Mayes	84	0	3	83	0	0	3
McClain	20	0	0	19	0	0	2
McCurtain	296	0	0	296	0	0	0
McIntosh	8	0	0	8	0	0	0
Murray	13	0	0	13	0	0	0
Muskogee	170	0	0	169	0	0	1
Noble	24	0	0	24	0	0	3
Nowata	57	0	0	56	0	0	3
Okfuskee	35	0	0	35	0	0	0
Oklahoma	995	0	1	994	0	0	19
Okmulgee	183	0	2	180	0	0	4
Osage	60	0	1	56	0	0	9
Ottawa	135	0	0	135	0	0	0
Pawnee	28	0	1	26	0	0	11
Payne	309	0	0	275	0	0	158
Pittsburgh	20	0	0	20	0	0	0
Pontotoc	234	0	0	234	0	0	0
Pottawatomie	245	0	0	245	0	0	2
Pushmataha	55	0	0	55	0	0	0
Roger Mills	53	0	0	53	0	0	0
Rogers	221	0	1	216	0	0	11
Seminole	266	0	0	266	0	0	0

Notes: The same client may be counted in more than one category, e.g., clients can receive services under more than one contract source, in more than one "County of Residence," or may have multiple "Other Indicators." Please see Definition page for other considerations.

Oklahoma Department of Mental Health and Substance Abuse Services

Counts of Admitted Clients Served by Funding Source for Each Agency Type During FY2000

DOMESTIC VIOLENCE AND SEXUAL ASSAULT

	Total	Funding Source					Other
		Mental Health	Substance Abuse	Domestic Violence	Residential Care	Medicaid	
Sequoyah	20	0	0	20	0	0	2
Stephens	400	0	0	400	0	0	1
Texas	112	0	0	112	0	0	0
Tillman	19	0	0	19	0	0	0
Tulsa	1,464	0	137	1,277	0	0	292
Wagoner	110	0	3	97	0	0	24
Washington	515	0	0	494	0	0	93
Washita	28	0	0	28	0	0	0
Woods	32	0	0	32	0	0	0
Woodward	106	0	0	106	0	0	0
Out of State/Unknown	312	0	1	312	0	0	7
Other Indicators							
Any Alcohol/Drug Problem	534	0	60	489	0	0	42
Custody of DHS	49	0	10	44	0	0	2
Custody of DOC	50	0	1	45	0	0	11
Custody of OJA	1	0	0	1	0	0	0
Deaf and Hearing Impaired	17	0	0	16	0	0	1
Homeless	1,539	0	34	1,530	0	0	46
Indigent	8,682	0	149	8,461	0	0	557
SMI	1,006	0	34	978	0	0	77

Oklahoma Department of Mental Health and Substance Abuse Services

Counts of Admitted Clients Served by Funding Source for Each Agency Type During FY2000

RESIDENTIAL CARE

	Total	Funding Source					
		Mental Health	Substance Abuse	Domestic Violence	Residential Care	Medicaid	Other
Total							
Unduplicated Count	1,243	22	0	0	1,230	0	0
Sex							
Female	472	11	0	0	466	0	0
Male	771	11	0	0	764	0	0
Age							
05-17	1	0	0	0	1	0	0
18-20	22	0	0	0	22	0	0
21-24	39	0	0	0	39	0	0
25-34	170	3	0	0	169	0	0
35-44	362	6	0	0	358	0	0
45-54	340	13	0	0	332	0	0
55-64	208	0	0	0	208	0	0
65-74	72	0	0	0	72	0	0
75-84	27	0	0	0	27	0	0
85+	2	0	0	0	2	0	0
Race							
White	925	16	0	0	915	0	0
Black	206	3	0	0	205	0	0
Native American	68	1	0	0	68	0	0
Hispanic	3	0	0	0	3	0	0
Asian	6	1	0	0	5	0	0
Two or More Races	28	1	0	0	27	0	0
Unknown	11	0	0	0	11	0	0
Presenting Problem/Diagnosis							
Alcohol Abuse	16	0	0	0	16	0	0
Developmental Disorder	234	5	0	0	230	0	0
Mood Disorder	234	1	0	0	234	0	0
Other Psychotic	512	1	0	0	512	0	0
Schizophrenia	4	0	0	0	4	0	0
Social Conditions	200	11	0	0	194	0	0
Substance Related	6	0	0	0	6	0	0
Unknown/Other	15	0	0	0	15	0	0
Deferred/No Diagnosis	59	4	0	0	56	0	0
County of Residence							
Adair	43	0	0	0	43	0	0
Canadian	28	0	0	0	28	0	0
Carter	2	0	0	0	2	0	0
Cherokee	112	0	0	0	112	0	0
Choctaw	2	0	0	0	2	0	0
Cleveland	54	0	0	0	54	0	0
Coal	2	0	0	0	2	0	0
Comanche	62	22	0	0	49	0	0
Cotton	1	0	0	0	1	0	0
Craig	195	0	0	0	195	0	0
Creek	10	0	0	0	10	0	0
Custer	1	0	0	0	1	0	0
Delaware	12	0	0	0	12	0	0
Dewey	2	0	0	0	2	0	0
Garfield	2	0	0	0	2	0	0

Notes: The same client may be counted in more than one category, e.g., clients can receive services under more than one contract source, in more than one "County of Residence," or may have multiple "Other Indicators." Please see Definition page for other considerations.

Oklahoma Department of Mental Health and Substance Abuse Services

Counts of Admitted Clients Served by Funding Source for Each Agency Type During FY2000

RESIDENTIAL CARE

	Total	Funding Source					Other
		Mental Health	Substance Abuse	Domestic Violence	Residential Care	Medicaid	
Jackson	2	0	0	0	2	0	0
Latimer	1	0	0	0	1	0	0
LeFlore	5	0	0	0	5	0	0
Lincoln	69	0	0	0	69	0	0
Major	1	0	0	0	1	0	0
Mayes	101	0	0	0	101	0	0
McCurtain	5	0	0	0	5	0	0
McIntosh	52	0	0	0	52	0	0
Murray	4	0	0	0	4	0	0
Muskogee	14	0	0	0	14	0	0
Noble	5	0	0	0	5	0	0
Nowata	2	0	0	0	2	0	0
Okfuskee	163	0	0	0	163	0	0
Oklahoma	72	0	0	0	72	0	0
Okmulgee	33	0	0	0	33	0	0
Osage	2	0	0	0	2	0	0
Ottawa	10	0	0	0	10	0	0
Payne	1	0	0	0	1	0	0
Pittsburgh	27	0	0	0	27	0	0
Pontotoc	23	0	0	0	23	0	0
Rogers	59	0	0	0	59	0	0
Seminole	1	0	0	0	1	0	0
Sequoyah	19	0	0	0	19	0	0
Stephens	22	0	0	0	22	0	0
Tulsa	43	0	0	0	43	0	0
Wagoner	9	0	0	0	9	0	0
Washington	3	0	0	0	3	0	0
Woodward	4	0	0	0	4	0	0
Out of State/Unknown	13	0	0	0	13	0	0
Other Indicators							
Any Alcohol/Drug Problem	74	0	0	0	74	0	0
Custody of DHS	5	0	0	0	5	0	0
Custody of DOC	8	0	0	0	8	0	0
Custody of OJA	1	0	0	0	1	0	0
Deaf and Hearing Impaired	6	0	0	0	6	0	0
Homeless	40	0	0	0	40	0	0
Indigent	1,210	22	0	0	1,197	0	0
SMI	1,224	22	0	0	1,211	0	0

Notes: The same client may be counted in more than one category, e.g., clients can receive services under more than one contract source, in more than one "County of Residence," or may have multiple "Other Indicators." Please see Definition page for other considerations.

Oklahoma Department of Mental Health and Substance Abuse Services

Counts of Admitted Clients Served by Funding Source for Each Agency Type During FY2000

OTHER

	Total	Funding Source					Other
		Mental Health	Substance Abuse	Domestic Violence	Residential Care	Medicaid	
Total							
Unduplicated Count	609	609	0	0	0	0	0
Sex							
Female	302	302	0	0	0	0	0
Male	307	307	0	0	0	0	0
Age							
0-04	25	25	0	0	0	0	0
05-17	89	89	0	0	0	0	0
18-20	12	12	0	0	0	0	0
21-24	38	38	0	0	0	0	0
25-34	140	140	0	0	0	0	0
35-44	202	202	0	0	0	0	0
45-54	72	72	0	0	0	0	0
55-64	23	23	0	0	0	0	0
65-74	8	8	0	0	0	0	0
Race							
White	481	481	0	0	0	0	0
Black	57	57	0	0	0	0	0
Native American	24	24	0	0	0	0	0
Hispanic	9	9	0	0	0	0	0
Asian	1	1	0	0	0	0	0
Two or More Races	37	37	0	0	0	0	0
Unknown	1	1	0	0	0	0	0
Presenting Problem/Diagnosis							
Alcohol Abuse	3	3	0	0	0	0	0
Mood Disorder	82	82	0	0	0	0	0
Other Psychotic	133	133	0	0	0	0	0
Social Conditions	371	371	0	0	0	0	0
Substance Related	2	2	0	0	0	0	0
Deferred/No Diagnosis	19	19	0	0	0	0	0
County of Residence							
Adair	2	2	0	0	0	0	0
Atoka	1	1	0	0	0	0	0
Bryan	2	2	0	0	0	0	0
Carter	2	2	0	0	0	0	0
Cleveland	236	236	0	0	0	0	0
Custer	2	2	0	0	0	0	0
Garfield	1	1	0	0	0	0	0
Garvin	2	2	0	0	0	0	0
Grady	1	1	0	0	0	0	0
Greer	1	1	0	0	0	0	0
Kay	2	2	0	0	0	0	0
Lincoln	8	8	0	0	0	0	0
Logan	3	3	0	0	0	0	0
McClain	9	9	0	0	0	0	0
Murray	2	2	0	0	0	0	0
Oklahoma	59	59	0	0	0	0	0
Pawnee	3	3	0	0	0	0	0
Payne	59	59	0	0	0	0	0
Pottawatomie	3	3	0	0	0	0	0

Notes: The same client may be counted in more than one category, e.g., clients can receive services under more than one contract source, in more than one "County of Residence," or may have multiple "Other Indicators." Please see Definition page for other considerations.

Oklahoma Department of Mental Health and Substance Abuse Services

Counts of Admitted Clients Served by Funding Source for Each Agency Type During FY2000

OTHER

	Total	Funding Source					Other
		Mental Health	Substance Abuse	Domestic Violence	Residential Care	Medicaid	
Tulsa	174	174	0	0	0	0	0
Wagoner	25	25	0	0	0	0	0
Washington	12	12	0	0	0	0	0
Out of State/Unknown	1	1	0	0	0	0	0
Other Indicators							
Any Alcohol/Drug Problem	39	39	0	0	0	0	0
Custody of DHS	1	1	0	0	0	0	0
Custody of DOC	3	3	0	0	0	0	0
Homeless	98	98	0	0	0	0	0
Indigent	511	511	0	0	0	0	0
SMI	254	254	0	0	0	0	0

Notes: The same client may be counted in more than one category, e.g., clients can receive services under more than one contract source, in more than one "County of Residence," or may have multiple "Other Indicators." Please see Definition page for other considerations.

Definitions of Terms and Categorization Variables

The following are definitions of terms and categorization variables used in this Data Book report.

Admitted Clients Served

Admitted Clients Served had an admission transaction in the ICIS before or during the report year and had received a service during the year. For this section, they are counted only once in the total for each level of aggregation. This is called an unduplicated count.

Age

Client age is computed using the client's age at the middle of the fiscal year.

Contacts

Individuals are counted as contacts when they call or visit an agency, but are not admitted.

Funding Source

Funding Source helps identify the payment source of services. Frequently, clients receive services under multiple funding sources. The funding source categories for this report were Mental Health, Substance Abuse, Domestic Violence, Residential Care, Medicaid, and Other.

ICIS

The Oklahoma Department of Mental Health and Substance Abuse Services maintains an agency-wide database, the Integrated Client Information System (ICIS), to which all Department-funded services and transactions are reported. The ICIS contains demographic and service information about clients and agencies.

List of Agencies by Type

The following is a list of agencies by type that provided data during the Fiscal Year 2000:

AGENCY TYPE**AGENCY NAME**

Community Mental Health

ASSOCIATED CENTERS FOR THERAPY, INC.
BILL WILLIS MENTAL HEALTH
CARL ALBERT CMHC
CENTRAL OKLAHOMA CMHC
CHISHOLM TRAIL COUNSELING SERVICES
COMMUNITY COUNSELING CENTER
CREEKS MENTAL HEALTH SERVICES
EDWIN FAIR CMHC
GRAND LAKE M.H.C.
GREEN COUNTRY BEHAVIORAL HEALTH SERVICES
HOPE COMMUNITY SERVICES, INC.
JIM TALIAFERRO CMHC
MENTAL HEALTH SERVICES OF SOUTHERN OKLAHOMA
NORTH CARE CENTER
OK COUNTY CRISIS INTERVENTION CENTER
PARKSIDE, INC.
RED ROCK BEHAVIORAL HEALTH SERVICES
RED ROCK WEST
WESTERN STATE PSYCHIATRIC CENTER
WHEATLAND MENTAL HEALTH CENTER, INC.

Domestic Violence and Sexual Assault

ACMI HOUSE INC
ACTION ASSOCIATES, INC.
CALL RAPE INC.
COMMUNITY CRISIS CENTER, INC.
CRISIS CONTROL CENTER
D.V. PROG. OF N. CENTRAL OK.
DOMESTIC VIOLENCE INTERVENTION SERVICES
FAMILY CRISIS & COUNSELING CENTER
FAMILY CRISIS CENTER, INC.
FAMILY RESOURCE CENTER
FAMILY SHELTER
HELP-IN-CRISIS, INC.
N.W. DOMESTIC CRISIS SERVICES
NEW DIRECTIONS, INC.
OKLMULGEE COUNTY FAMILY RESOURCE CENTER INC.
PROJECT SAFE, INC.
ROGERS CO COMMUNITY SERVICES
S.O.S. FOR FAMILIES
STEPHENS COUNTY VOLUNTEERS FOR CRISIS INTERVENTION
STILLWATER DOMESTIC VIOLENCE SERVICE INC.
TULSA SEXUAL ASSAULT NURSE EXAMINERS PROGRAM
WOMEN IN SAFE HOMES, INC.
WOMEN'S CRISIS SERVICES

AGENCY TYPE**AGENCY NAME**

WOMEN'S SERVICE & FAMILY RESOURCE CENTER
WOMENS RESOURCE CENTER
YWCA CRISIS CENTER
YWCA OF OKC CRISIS SERVICES

Hospitals

EASTERN STATE HOSPITAL
GRIFFIN MEMORIAL HOSPITAL
OKLAHOMA YOUTH CENTER

Other Agencies

CENTER FOR CHILDREN & FAMILIES
CHRYSALIS CLUB
CROSSROADS INCORPORATED
DIVORCE VISITATION ARBITRATION
GREAT PLAINS IMPROVEMENT FND.
PROJECT HEARTLAND
SAFE HAVEN
TRANSITION HOUSE INC.
TULSA METROPOLITAN MINISTRY

Residential Care

ADA RESIDENTIAL CARE
BOLEY RESIDENTIAL CARE HOME
BOLEY RESIDENTIAL CARE HOME II
CLETA'S COTTAGE
COPP'S RESIDENTIAL CARE, INC.
COUNTRY LANE RESID. CARE HOME
DON MENTZER FACILITY
DOW RESIDENTIAL CARE HOME
DUNCAN COMMUNITY RESIDENCE INC
DYCO PROPERTIES, INC.
EDNA LEE'S RESIDENTIAL CARE
EL RENO RESIDENTIAL CARE
ELM TREE HOUSE
FAIR OAKS
GREEN ACRES
HAV-TAPINC DBA, THE HARBOR
HIGH CEDAR RESIDENTIAL CARE
LAKE FRANCIS RETIREMENT CENTER
LARI'S RES CARE
MILLER COZY HOME, INC.
NORTH FORK RESIDENTIAL CARE
ORCHARD GROVE
PADEN RESIDENTIAL CARE
PRAGUE ASSISTED LIVING CENTER
RAMBLING ROSE RESIDENTIAL CARE
SANTE FE RESIDENTIAL CARE

AGENCY TYPE**AGENCY NAME**

Substance Abuse

SHERRYS OLD FASHIONED R & B
SOUTHWEST RETIREMENT HOME, INC
SUGAR MOUNTAIN RETREAT
SUNNY ACRES BOARDING MANOR, INC.
SUNNY ACRES RESIDENTIAL CARE

A BETTER CHANCE
ADA AREA CHEMICAL DEPENDENCY CENTER, INC.
ALPHA II, INC.
BILL JOHNSON C.C.
BRIDGEWAY
CAA TURNING POINT
CARE FOR CHANGE, INC.
CBTI-CREEK COUNTY
CITIZEN POTOWATIOMI NATION
COMMUNITY ALCOHOLISM SERVICES
DRUG RECOVERY, INC.
EAGLE RIDGE INSTITUTE
EDMOND FAMILY SERVICES, INC.
GATEWAY TO PREVENTION/RECOVERY
HOMINY HEALTH SRVCS CENTER INC.
HOUSE OF HOPE, INC.
INDIAN HEALTH CARE RESOURCE CENTER
KIAMICHI COUNCIL ON ALCOHOLISM
LASTSTOP
LEFLORE COUNTY YOUTH & FAMILY SERVICES, INC.
LIFE IMPROVEMENT CENTER
LOGAN COUNTY YOUTH AND FAMILY SERVICES INC.
METRO TULSA SUBSTANCE ABUSE SERVICES
MONARCH, INC.
MOORE ALCOHOL AND DRUG CENTER
MUSKOGEE CO COUNCIL YTH SV
MUSKOGEE INTERVENTION PROGRAM
N.E. OK COUNCIL ON ALCOHOLISM
NAIC CENTER OF OKLAHOMA ALCOHOL & DRUG SERVICES, INC.
NATIVE AMERICAN CENTER OF RECOVERY
NEW HOPE OF MANGUM
NORMAN ALCOHOL AND DRUG TREATMENT CENTER
NW SUBSTANCE TREATMENT CENTER
OKLA NATIVE AMERICAN BEHAVIORAL HEALTH CIRCLE
OPPORTUNITIES, INC.
PAYNE CO COUNSELING SERVICES, INC.
ROADBACK, INC.
ROGERS COUNTY DRUG ABUSE PROGRAM, INC.
S.W. YOUTH & FAMILY SERVICES
SECOND CHANCE CDU
SOAARR, INC.

AGENCY TYPE

AGENCY NAME

STARTING POINT II, INC.
STREET SCHOOL, INC.
THE NEXT STEP NETWORK, INC.
THE OAKS BEHAVIORAL HEALTH CENTER
THE REFERRAL CENTER
TOTAL LIFE COUNSELING
TRI-CITY SUBSTANCE ABUSE CENTER
TRI-CITY YOUTH & FAMILY CENTER
TURNING POINT
TWELVE & TWELVE, INC.
VINITA ALCOHOL AND DRUG TREATMENT CENTER

ODMHSAS

Refers to the Oklahoma Department of Mental Health and Substance Abuse Services.

Other Indicators

There are several groups of clients that are of special interest because they have special treatment needs, state or federal requirements regarding their placement or the services they receive, or because they are part of a priority population. The definitions of these groups and criteria for their selection are provided below:

- **Custody of DHS**

The client, 18 years of age or younger, is in the custody of the Department of Human Services.

- **Custody of DOC**

The client is in the custody of the Department of Corrections. Clients under house arrest, electronic monitoring, or in prison are all considered to be in the custody of DOC. Clients on probation or parole are not.

- **Custody of OJA**

The client, 18 years of age or younger, is in the custody of the Office of Juvenile Affairs.

- **Deaf and Hearing Impaired**

Clients who are deaf, hard of hearing, or indicated the need for an interpreter for the deaf were grouped to form the Deaf and Hearing Impaired category.

- **Homeless**

A homeless person under ICIS criteria is a person who: (a) lacks a fixed, regular and adequate night time residence AND (b) has a primary night time residence that is a supervised publicly or privately operated shelter designed to provide temporary living accommodations including welfare hotels, congregate shelters, halfway houses, and transitional housing for the mentally ill; or an institution that provides a temporary residence for individuals intended to be institutionalized; or a public or private place not designed for, or ordinarily used as, a regular sleeping accommodation for human beings, not limited to people living on the streets. Individuals are considered homeless if they have lost their permanent residence, and are temporarily living in a shelter to avoid being on the street. Prisoners being released or in the custody of a correctional facility are not considered homeless at the time of admission for treatment. The definition also excludes persons in a hospital, residential care facility, commercial hotel/motel, supervised apartment, or living with parent/other relative (even if only temporarily). The definition does include domestic violence and sexual assault shelters, as the persons have fled a residence that is not adequate (i.e., not safe).

- **Legal Status**

Legal Status has three categories; Voluntary, Civil Involuntary, and Criminal Involuntary. The categories of legal status (with ICIS codes) are as follows:

Voluntary. These clients enter treatment voluntarily and are coded Voluntary Admission (01), Court Voluntary (02), Informal Admission (16), or Other (18).

Civil Involuntary. These clients are required by the court system to receive services, even though they may be reluctant. They are coded Court Commitment (03), Order of Detention (06), Juvenile Court Order (07), Transfer – Other Legal Entity (08), Court Ordered Juveniles in Need of Treatment, DHS given custody (10), Court Ordered Juveniles in Need of Treatment Parental Custody Retained (11), Emergency Detention (12), Continued Court Detention (13), 28-Day Court Commitment (14), or Protective Custody (17).

Criminal Involuntary. These clients are required to receive services because they have been accused of or have committed a crime. Codes include the following; Incompetent to Stand Trial (04), Not Guilty by Reason of Insanity (05), Court Order for Observation and Evaluation (09), Court Referred DUI Clients (15), Criminal Hold (20), or Court Commit with Hold (21).

- **Adults with Serious Mental Illness (SMI)**

SMI denotes clients who have been identified **at any time** as having a serious mental illness using the formal ODMHSAS definition. According to this definition, an Adult with a Serious Mental Illness must be an individual 18 years of age or older.

- **Children with a Serious Emotional Disturbance (SED)**

SED refers to children who meet departmental criteria for having a Serious Emotional Disturbance.

- **Any Alcohol/Drug Problem**

A substance abuse client is one who has one or more DSM-IV Axis I primary, secondary or tertiary diagnoses from categories 1.a. or 1.b. (in the Dual Diagnosis definition below) or one or more ICIS Substance Abuse Related Problems (710-731, 741-743). Clients identified only as co-dependents are not identified as substance abusers.

- **Dual Diagnosis Client**

A dual diagnosis client is one who meets the criteria for having a substance abuse diagnosis from categories 1.a. or 1.b. below and meets the criteria for a mental illness based on one or more DSM-IV Axis II primary, secondary, or tertiary diagnoses from categories 2.a. through 2.e. below.

- 1.a. Psychoactive Substance Induced Organic Disorders: 291.0-291.8, 292.0-292.83, 292.89-282.99
- b. Psychoactive Substance Use Disorders: 303.0-305.99.
- 2.a. Schizophrenia: 295.10, 295.20, 295.30, 295.40, 295.60, 295.70, 295.90
- b. Delusional (Paranoid) Disorder: 297.1
- c. Other Psychotic Disorders: 295.40, 295.70, 297.3, 298.8, 298.9, 297.1, 297.3
- d. Mood Disorders: 296.20-296.7
- e. Borderline Personality Disorder: 301.83

- **Indigent**

A person whose applicable income falls at or below 200% of the Federal Poverty Level is considered indigent. To determine whether the client was indigent, the household gross annual income must have been reported. The ODMHSAS eligibility criteria for indigence are based on the weighted average poverty

thresholds provided annually by the U. S. Department of Commerce. The following table presents the threshold levels for FY00.

**Oklahoma Department of Mental Health and Substance Abuse Services
Eligibility Criteria
Indigence Threshold
(200% of Federal Poverty Guideline)**

Number of Persons in Household	Household Gross Annual Income *
1	\$16,480
2	\$22,120
3	\$27,760
4	\$33,400
5	\$39,040
6	\$44,680
7	\$50,320
8	\$55,960
9 or more	Add \$ 5,640 to \$55,960 for each additional person

Presenting Problem/Diagnosis

Categories for this variable are based on the DSM-IV primary diagnosis or primary presenting problem. If the admitting agency has clinicians qualified to make a diagnosis, the diagnosis is used, otherwise, a presenting problem is used to define a client's category.

Categories	Codes
Developmental Disorders	
DSM-IV Codes:	302.5-302.69, 302.85, 307-307.39, 307.5-307.99, 309.21, 312-312.29, 312.9-313.21, 313.81-313.89, 314-314.99, 315-319.99, 299-299.99
Presenting Problems:	210, 240
Non Alcohol/Drug Related Organic	
DSM-IV Codes:	290-290.99, 293-293.83, 294-294.80, 310-310.10
Alcohol Abuse	
DSM-IV Codes:	291-291.99, 293.9, 303-303.99, 305-305.02
Presenting Problems:	741, 710, 711
Other Substance Abuse	
DSM-IV Codes:	305.1-305.99, 292-292.99, 304-304.99
Presenting Problems:	742, 743, 744, 720-731
Schizophrenia	
DSM-IV Codes:	295 (excluding 295.4, 295.7)
Other Psychotic	
DSM-IV Codes:	297-298.9, 295.40, 294.9, 295.70
Presenting Problems:	510-530, 650
Mood Disorders	
DSM-IV Codes:	296-296.99 301.13, 300.4-300.49, 293.89, 311-311.99
Presenting Problems:	500-503

Categories	Codes
Other Non-Psychotic	
DSM-IV Codes:	300-300.39, 300.6-300.99, 302-302.49, 302.7-302.84, 302.89-302.99, 307-4-307.49, 307.8, 312.8, 308.3-309.19, 309.23-309.99, 312.3, 316-316.99, 780.50
Personality Disorders	
DSM-IV Codes:	301-301.9
Social Conditions	
DSM-IV Codes:	V40.00-V40.60, V61-V71.02, 955.5-995.81
Presenting Problems:	740, 450, 620-632, 311-420
Deferred/No Diagnosis	
DSM-IV Codes:	799.9-799.90, V71.09
Presenting Problems:	110, 130

Race

Clients who selected more than one category from the choices below, indicating their race, are grouped in the Two or More Races category. The Unknown category was utilized to group Clients who made no selection from the choices below indicating their race.

The following groupings are used for reporting race:

- White
- Black
- Native American
- Hispanic
- Asian
- Two or More Races
- Unknown

Units of Service: Day and Hourly

The time provider agency staff spend delivering services to or for service recipients is reported in days, parts of days or minutes (summed to hours). Following is a list of codes and descriptions for services funded by DMHSAS in FY00.

Services	Category	Code	Description
Day	Crisis Stabilization	002E	Crisis Stabilization
	Detoxification	002B	Detoxification
		001B	Medical Detoxification
		002C	Non-medical Detoxification (social)
		002K	Non-medical Detoxification
	Housing	003M	Dependent Children Of Substance Abuse in Halfway House
		003N	Dependent Children Of Substance Abuse In Residential Treatment
		003G	Domestic Violence Residential Shelter For Primary Victims
		003H	Domestic Violence Residential Shelter For Dependents
		003P	Enhanced Residential Care
		004E	Family Self Sufficiency Program
		003B	Halfway House
		003A	Halfway House Services for Pregnant and Postpartum Women
		003S	Halfway House Services for Women with Dependent Children
		003T	Halfway House Service for Dually Diagnosed
		003Y	Halfway House Services for Adolescents
		003C	Independent Living Training Program
		003V	Permanent Congregate Housing with Onsite Support
		003Z	Permanent Congregate House
		003K	Residential Care
		003Q	Safe Haven
		003I	Short-term Emergency Shelter
		003F	Sponsored Family Program
		003J	Sponsored Housing Program
		003E	Supervised Housing
	003R	Transitional Living	
	Inpatient	001D	Acute Inpatient
		001C	Acute Medical Care
		001A	Intermediate Inpatient
	Residential Treatment	002Q	Enhanced Residential Treatment - Mental Health
		002N	Intensive Residential Substance Abuse Treatment
		002R	Intensive Residential Treatment
		002P	Intensive Residential Treatment - Mental Health
		002A	Residential Treatment (Substance Abuse & Mental Health)
		002G	Residential Treatment for Adolescents

Services	Category	Code	Description
		002H	Residential Treatment for Women with Dependent Children
		002J	Residential Treatment Dually Diagnosed
		002S	Residential Treatment
		002M	Services to Dependent Children of Substance Abuse Clients in Residential Treatment
Hourly			
	Evaluation/Assessment		
		106	Clinical Testing
		100	Competency Evaluation
		102	Court Related Evaluation
		104	DUI Assessment
		110	Evaluation and Assessment
		101	Evaluation/assessment
		107	Group Assessment
		138	Institution Based SA Screening
		105	Referral
		300	Treatment Plan Review
		400	Treatment Planning
	Counseling		
		132	Family/marital
		137	Family/Marital Counseling (Mental Health Professional)
		131	Group Counseling
		136	Group Counseling (Mental Health Professional)
		135	Individual Counseling (Mental Health Professional)
		130	Individual Counseling
		241	Peer Counseling
		249	Staff Time Providing Support Group Service (Project Heartland)
	Crisis Intervention		
		133	Crisis Intervention Counseling
		134	Crisis Intervention Telephone
		120	Emergency/Crisis (face/face)
		121	Emergency/Crisis (telephone)
		123	Mobile Crisis Service
	Case Management		
		212	Case Management
		225	Case Management
		226	Case Management
		204	Client Advocacy
		213	Intensive Case Management
	Physician/Lab Services		
		305	Medical Review
		308	Medication Delivery
		304	Pharmacological Management
	Other Day Services		
		004C	Day School/6 Hours

Services	Category	Code	Description
		434	Intensive Outpatient Services - Group
		433	Intensive Outpatient Services - Individual
	Other Outpatient Services	500	Consultation
		109	Court Related Services
		210	Disaster Support Service
		590	Divorce Visitation Arbitration
		501	Education
		190	Gate-keeping
		207	Home-based Care
		565	Institution-based Substance Abuse Treatment
		570	Job Retention Support
		252	PACT Timeline Development
		506	Sexual Assault Nurse Examiner (SANE) Training
		504	System Support
		503	Training
		505	Treatment Team Meeting
	Outreach	551	Community Outreach
		553	Community Outreach to Children
		552	Intensive Outreach to Children
		550	Outreach
		561	Prevention Type Activities
		560	Substance Abuse Early Intervention
	Rehabilitation	203	Client Education
		242	Consumer Drop-in Center
		430	Day Treatment Hourly
		217	Group Rehabilitative Treatment
		216	Individual Rehab Treatment
		431	Psycho-social Hourly
		205	Resource Skills Development
		251	Resource Skills Development by Peers
		224	Substance Abuse Dx\Prob-Related Education (Family)
		219	Substance Abuse Dx\Prob-Related Education (Group)
		218	Substance Abuse Dx\Prob-Related Education (Individual)
		211	Substance Abuse Dx\Prob-Related Education
		202	Socialization
	Vocational	243	Employment Training
		245	Pre-vocational
		244	Vocational Training

Various Categories:

In response to many special report requests in past years, the special reports table was generated to address the majority of those requests.

Description of Sections and Tables

The Data Book consists of two sections. The first section displays Counts of Admitted Clients Served by Funding Source for Sex, Age, Race, Presenting Problem/Diagnosis, County of Residence, and Other Indicators. The second section presents Counts of Day and Hourly Units of Service by Funding Source for Admitted Clients and Contacts. Each section contains six tables presenting data for 1) Statewide Total, 2) Agency, 3) Agency Type, 4) Count of Residence, 5) Planning Area, and 6) Various Categories.

Section One: Admitted Clients Served by Funding Source

Admitted Clients Served are clients who have an admission transaction in the ICIS before or during the report year and had received a service during the report year. For this section, they are counted only once in the total for each level of aggregation or category in which they appear. This is called an unduplicated count. For example, a client may receive services at one hospital and then receive services at another hospital in the same year. This client would be counted twice (once at each hospital) in the agency report, but only once in the agency type and statewide tables. Because information such as age and sex should remain constant (except for data entry errors), counts for categories of these variables will sum to the total clients served on each table. Variables that might change from admission at one facility to admission at another or over time, (e.g., legal status, diagnosis, and target population) can be counted in more than one category and should not be summed.

This section shows only clients who were admitted for services and excludes contacts. It enumerates admitted clients, but further limits the counts to specific subgroups of the client population. Each individual counted has received a service at some time during the year regardless of the year he/she was admitted. Clients are grouped by frequently referenced demographics: Sex, Age, Race, Presenting Problem/Diagnosis, County of Residence, and Other Indicators. A client may be in more than one of these groups, or a client's group may change during the year. As a result, the sum of target populations exceeds the total number served. However, for any given population, the age, race, and sex, which do not change (age is calculated as of a single point in time), are unduplicated counts and should equal the total.

Section Two: Units of Service by Funding Source

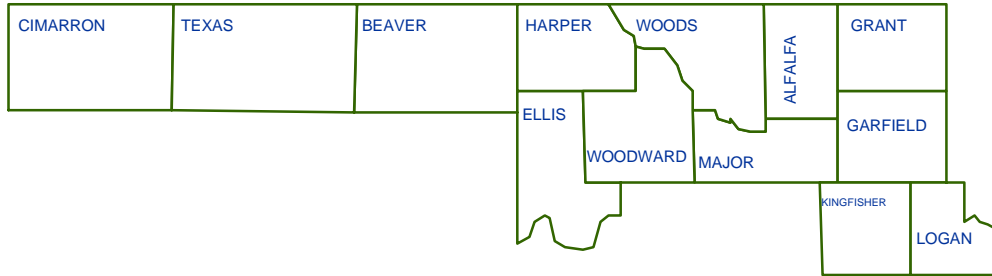
This section helps to quantify the Department's impact on the community by reporting the total number of individuals identified as receiving a service during the fiscal year. It also presents Summaries for all types of services funded through the ODMHSAS.

Individuals are counted as contacts when they call or visit an agency, but are not admitted. In general, a person can be reported as a contact twice at the same agency within a twelve-month period, but services are not given a third time without an admission. A client can also seek services at another agency and be counted as a contact there. In the Data Book report, an agency's contact counts exclude individuals who are subsequently admitted there. Additionally, two types of contacts are excluded from counts: Emergency Contacts and Group Contacts. In these cases, individuals are not identified and their addition would likely produce duplicated counts. However, the services to those individuals are reported.

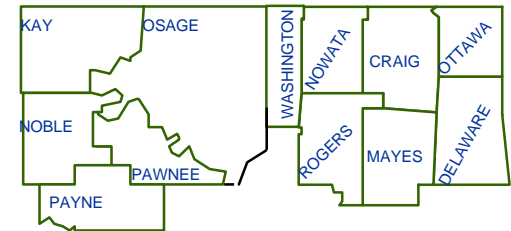
OKLAHOMA DEPARTMENT OF MENTAL HEALTH
AND SUBSTANCE ABUSE SERVICES

Planning Areas

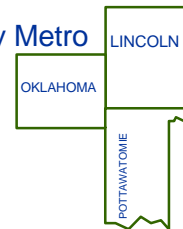
Northwest



Northeast



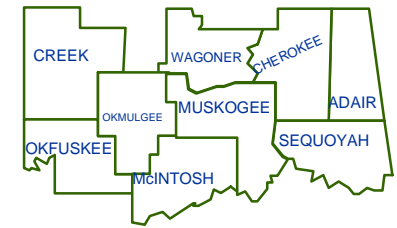
Okla. City Metro



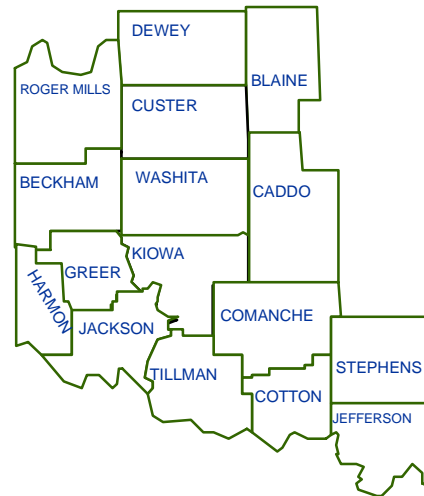
Tulsa Metro



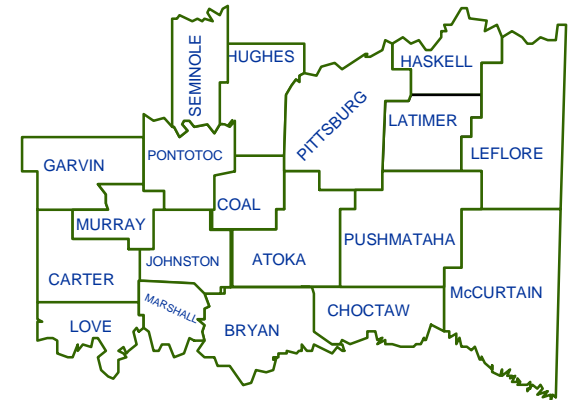
East Central



Central



Southwest



Southeast