

# *data*

BOOK FOR FISCAL YEAR 2001

Section One:  
Admitted Clients Served  
By Funding Source

Table 3. Counts of Admitted  
Clients Served for each Agency  
Type

# DATA BOOK FOR FISCAL YEAR 2001

Published by

Oklahoma Department of Mental Health and Substance Abuse  
Services

Prepared by

**Ali Akour, Ph.D.**

Data Analyst, Evaluation and Data Analysis Section  
Decision Support Services

2002

---

**Terry Cline, Ph.D., Commissioner**  
**Steve Davis, Ph.D., Director of Decision Support Services**  
**Mark Reynolds, Ed. D., Evaluation & Data Analysis Data Projects Manager**

## Public Domain Notice

The Data Book for Fiscal Year 2001 is in the public domain and may be reproduced or copied without permission from the Oklahoma Department of Mental Health and Substance Abuse Services. However, this publication may not be reproduced or distributed for a fee without the specific, written authorization of Oklahoma Department of Mental Health and Substance Abuse Services. Citation of the source is appreciated.

## Electronic Access to Publication

This publication is available on the World Wide Web at:  
<http://www.odmhsas.org/specialreports.htm>

## How to Contact Us

**Oklahoma Department of Mental Health and Substance Abuse Services**  
**Evaluation and Data Analysis Section**  
P.O. Box 53277  
Oklahoma City, OK 73152-3277  
(405) 522-3813

# Contents

---

## Introduction

### Section One: Admitted Clients Served by Funding Source

- Table 1. Counts of Admitted Clients Served for **Statewide Total**
- Table 2. Counts of Admitted Clients Served for each **Agency**
- Table 3. Counts of Admitted Clients Served for each **Agency Type**
- Table 4. Counts of Admitted Clients Served for each **County of Residence**
- Table 5. Counts of Admitted Clients Served for each **Planning Area**
- Table 6. Counts of Admitted Clients Served for **Various Categories**

### Section Two: Units of Service by Funding Source

- Table 7. Counts of Day and Hourly Services Provided for **Statewide Total**
- Table 8. Counts of Day and Hourly Services Provided for each **Agency**
- Table 9. Counts of Day and Hourly Services Provided for each **Agency Type**
- Table 10. Counts of Day and Hourly Services Provided for each **County of Residence**
- Table 11. Counts of Day and Hourly Services Provided for each **Planning Area**
- Table 12. Counts of Day and Hourly Services Provided for **Various Categories**

## Appendix

**Definitions of Terms and Categorization Variables**

**Descriptions of Sections and Tables**

**Map of Planning Areas**

# **DATA BOOK FOR FISCAL YEAR 2001**

## **Introduction**

---

Prior to Fiscal Year 1999, any client seen at an Oklahoma Department of Mental Health and Substance Abuse Services (ODMHSAS) contracted facility was reported, regardless of who paid for the service. Starting with Fiscal Year 1999, only clients funded in full or in part by ODMHSAS were reported. Therefore, previous years' reported client counts will be larger than in following years.

During the Fiscal Year 2001, the State of Oklahoma expenditures on community mental health services, inpatient facilities, substance abuse services, domestic violence/sexual assault services, and departmental management amounted to approximately \$177 million dollars. An unduplicated total of approximately 82,042 recipients were served system-wide in FY 2001. The unduplicated total of 82,042 recipients consists of 58,351 recipients that were admitted and served and 23,691 recipients that were contacts. The Data Book report is generated to provide basic information about these recipients and services they received for policy makers, interest groups, and others working to improve the quality of life for those in need.

The Data Book report is produced by the Evaluation and Data Analysis Section of the Decision Support Services Division at the Oklahoma Department of Mental Health and Substance Abuse Services (ODMHSAS). The report summarizes demographic information and services for clients served in agencies operated by or funded through ODMHSAS. To create the Data Book report, data are extracted from the ODMHSAS Integrated Client Information System (ICIS). ICIS contains demographic and service information about service recipients and agencies.

To meet the specific needs of a variety of entities, the Data Book report consists of two separate sections: Admitted Clients Served by Funding Source; Units of Service by Funding Source. The sections are then divided into tables and each table presents a different view of the data. Definitions of terms and a Map of Planning Areas are also provided.

## Oklahoma Department of Mental Health and Substance Abuse Services

## Counts of Admitted Clients Served by Funding Source for Each Agency Type During FY2001

## HOSPITALS

	Total	Funding Source					Medicaid	Other
		Mental Health	Substance Abuse	Domestic Violence	Residential Care			
<b>Total</b>								
Unduplicated Count	2,969	1,858	0	0	0	407	865	
<b>Sex</b>								
Female	1,187	687	0	0	0	191	368	
Male	1,782	1,171	0	0	0	216	497	
<b>Age</b>								
0-04	1	0	0	0	0	1	0	
05-17	309	41	0	0	0	216	62	
18-20	188	102	0	0	0	55	39	
21-24	238	190	0	0	0	19	39	
25-34	707	536	0	0	0	35	175	
35-44	833	576	0	0	0	46	254	
45-54	440	293	0	0	0	22	159	
55-64	180	101	0	0	0	9	83	
65-74	53	18	0	0	0	3	35	
75-84	18	1	0	0	0	1	17	
85+	2	0	0	0	0	0	2	
<b>Race</b>								
White	2,270	1,403	0	0	0	293	699	
Black	373	262	0	0	0	46	92	
Native American	173	119	0	0	0	19	39	
Hispanic	53	33	0	0	0	7	13	
Asian	22	15	0	0	0	3	6	
Two or More Races	78	26	0	0	0	39	16	
<b>Presenting Problem/Diagnosis</b>								
Alcohol Abuse	174	126	0	0	0	3	53	
Developmental Disorder	65	18	0	0	0	34	14	
Mood Disorder	1,234	747	0	0	0	222	311	
Non Alcohol/Drug Related	36	12	0	0	0	3	25	
Other Non-Psychotic	198	118	0	0	0	44	43	
Other Psychotic	716	461	0	0	0	63	235	
Personality Disorder	3	3	0	0	0	1	0	
Schizophrenia	368	238	0	0	0	27	136	
Social Conditions	6	4	0	0	0	0	3	
Substance Related	173	130	0	0	0	10	40	
Unknown/Other	12	5	0	0	0	0	7	
<b>County of Residence</b>								
Adair	5	3	0	0	0	0	2	
Alfalfa	1	0	0	0	0	1	0	
Atoka	1	1	0	0	0	0	0	
Beckham	12	9	0	0	0	3	3	
Blaine	4	2	0	0	0	2	0	
Bryan	57	43	0	0	0	4	10	
Caddo	19	13	0	0	0	3	3	
Canadian	39	22	0	0	0	8	9	
Carter	87	60	0	0	0	9	18	
Cherokee	11	7	0	0	0	2	2	
Choctaw	4	3	0	0	0	0	2	
Cleveland	599	262	0	0	0	117	255	
Coal	4	2	0	0	0	1	1	

Notes: Information in this table is based on data reported to DMHSAS as of 01/01/2002. The same client may be counted in more than one category, e.g., clients can receive services under more than one contract source, in more than one "County of Residence," or may have multiple "Other Indicators." Please see Definition page for other considerations.

## Oklahoma Department of Mental Health and Substance Abuse Services

## Counts of Admitted Clients Served by Funding Source for Each Agency Type During FY2001

## HOSPITALS

	Funding Source						
	Total	Mental Health	Substance Abuse	Domestic Violence	Residential Care	Medicaid	Other
Comanche	33	14	0	0	0	12	9
Cotton	3	2	0	0	0	1	0
Craig	18	15	0	0	0	0	6
Creek	26	20	0	0	0	1	5
Custer	7	3	0	0	0	2	3
Delaware	7	7	0	0	0	0	0
Dewey	1	1	0	0	0	0	0
Garfield	14	10	0	0	0	1	3
Garvin	100	67	0	0	0	4	32
Grady	27	15	0	0	0	7	7
Greer	1	1	0	0	0	0	0
Harmon	1	1	0	0	0	0	0
Harper	1	0	0	0	0	0	1
Haskell	2	2	0	0	0	0	0
Hughes	5	2	0	0	0	1	2
Jackson	16	7	0	0	0	2	7
Jefferson	6	4	0	0	0	2	0
Johnston	37	24	0	0	0	1	12
Kay	19	13	0	0	0	4	6
Kingfisher	8	6	0	0	0	1	2
Kiowa	8	4	0	0	0	2	2
Latimer	2	2	0	0	0	0	1
LeFlore	18	18	0	0	0	0	2
Lincoln	35	25	0	0	0	7	5
Logan	30	23	0	0	0	4	5
Love	20	12	0	0	0	4	4
Marshall	31	21	0	0	0	0	11
Mayes	9	7	0	0	0	0	3
McClain	79	46	0	0	0	12	24
McCurtain	12	12	0	0	0	0	1
McIntosh	1	0	0	0	0	0	1
Murray	34	22	0	0	0	3	11
Muskogee	19	16	0	0	0	0	6
Noble	4	1	0	0	0	1	2
Okfuskee	24	15	0	0	0	1	9
Oklahoma	793	543	0	0	0	105	186
Okmulgee	25	23	0	0	0	1	2
Osage	16	15	0	0	0	0	1
Ottawa	5	5	0	0	0	0	0
Pawnee	7	3	0	0	0	2	3
Payne	44	26	0	0	0	4	22
Pittsburgh	8	6	0	0	0	2	0
Pontotoc	95	60	0	0	0	9	27
Pottawatomie	190	101	0	0	0	39	59
Roger Mills	2	2	0	0	0	0	1
Rogers	4	3	0	0	0	0	1
Seminole	73	47	0	0	0	6	26
Sequoyah	21	19	0	0	0	1	3
Stephens	13	12	0	0	0	1	0
Texas	2	1	0	0	0	1	0
Tillman	9	7	0	0	0	2	0
Tulsa	88	72	0	0	0	5	20
Wagoner	9	7	0	0	0	1	2

Notes: Information in this table is based on data reported to DMHSAS as of 01/01/2002. The same client may be counted in more than one category, e.g., clients can receive services under more than one contract source, in more than one "County of Residence," or may have multiple "Other Indicators." Please see Definition page for other considerations.

## Oklahoma Department of Mental Health and Substance Abuse Services

## Counts of Admitted Clients Served by Funding Source for Each Agency Type During FY2001

**HOSPITALS**

	Funding Source						
	Total	Mental Health	Substance Abuse	Domestic Violence	Residential Care	Medicaid	
Washington	8	8	0	0	0	0	1
Washita	3	1	0	0	0	2	0
Woodward	8	5	0	0	0	2	2
Out of State/Unknown	53	31	0	0	0	1	23
<b>Other Indicators</b>							
Any Alcohol/Drug Problem	1,461	1,016	0	0	0	161	356
Custody of DHS	70	2	0	0	0	67	2
Custody of DOC	18	15	0	0	0	1	2
Custody of OJA	23	1	0	0	0	21	1
Deaf and Hearing Impaired	17	9	0	0	0	0	8
Dual Diagnosis	614	452	0	0	0	49	147
Homeless	350	264	0	0	0	28	81
Indigent	2,833	1,810	0	0	0	395	785
SED (6-17)	252	32	0	0	0	182	46
SMI	2,473	1,667	0	0	0	186	767



## Oklahoma Department of Mental Health and Substance Abuse Services

## Counts of Admitted Clients Served by Funding Source for Each Agency Type During FY2001

## COMMUNITY MENTAL HEALTH

	Total	Funding Source					
		Mental Health	Substance Abuse	Domestic Violence	Residential Care	Medicaid	Other
<b>Total</b>							
Unduplicated Count	34,599	24,702	2,463	0	64	9,392	7,366
<b>Sex</b>							
Female	18,665	13,094	907	0	23	5,825	3,908
Male	15,934	11,608	1,556	0	41	3,567	3,458
<b>Age</b>							
0-04	179	118	0	0	0	53	54
05-17	3,511	2,328	17	0	0	985	805
18-20	1,742	1,400	146	0	1	240	358
21-24	2,626	2,130	292	0	2	408	436
25-34	7,204	5,521	684	0	7	1,584	1,353
35-44	9,119	6,706	824	0	18	2,369	1,943
45-54	6,071	4,207	396	0	20	1,937	1,360
55-64	2,706	1,698	79	0	7	1,067	678
65-74	906	414	20	0	7	419	258
75-84	389	137	5	0	2	222	99
85+	146	43	0	0	0	108	22
<b>Race</b>							
White	27,380	19,696	1,843	0	46	7,301	5,907
Black	3,495	2,391	247	0	13	1,154	672
Native American	2,300	1,491	290	0	3	602	517
Hispanic	566	438	35	0	0	107	126
Asian	178	117	5	0	1	47	61
Two or More Races	963	771	49	0	1	209	86
Unknown	4	3	1	0	0	1	0
<b>Presenting Problem/Diagnosis</b>							
Alcohol Abuse	1,606	1,047	380	0	0	175	451
Developmental Disorder	1,632	1,050	29	0	1	466	391
Mood Disorder	16,195	12,356	897	0	10	3,907	3,145
Non Alcohol/Drug Related	318	186	2	0	0	140	77
Other Non-Psychotic	5,234	3,839	91	0	2	1,243	981
Other Psychotic	3,513	2,472	161	0	13	1,217	820
Personality Disorder	180	147	14	0	0	43	14
Schizophrenia	3,979	2,402	134	0	38	2,021	854
Social Conditions	667	585	2	0	0	60	71
Substance Related	2,322	1,375	759	0	0	244	580
Deferred/No Diagnosis	6	4	1	0	0	1	0
<b>County of Residence</b>							
Adair	335	122	50	0	0	112	191
Alfalfa	81	64	0	0	0	18	43
Atoka	129	66	1	0	0	37	62
Beaver	36	29	0	0	0	5	32
Beckham	276	222	7	0	0	117	5
Blaine	184	161	1	0	0	40	12
Bryan	535	387	42	0	0	129	53
Caddo	310	125	2	0	0	106	191
Canadian	776	691	1	0	0	108	64
Carter	451	307	97	0	0	116	32
Cherokee	618	301	130	0	0	183	295
Choctaw	168	78	9	0	0	63	79

Notes: Information in this table is based on data reported to DMHSAS as of 01/01/2002. The same client may be counted in more than one category, e.g., clients can receive services under more than one contract source, in more than one "County of Residence," or may have multiple "Other Indicators." Please see Definition page for other considerations.

## Oklahoma Department of Mental Health and Substance Abuse Services

## Counts of Admitted Clients Served by Funding Source for Each Agency Type During FY2001

## COMMUNITY MENTAL HEALTH

	Funding Source						
	Total	Mental Health	Substance Abuse	Domestic Violence	Residential Care	Medicaid	Other
Cimarron	23	19	0	0	0	1	17
Cleveland	1,510	867	12	0	0	547	622
Coal	53	35	4	0	0	13	18
Comanche	1,871	633	0	0	0	643	1,435
Cotton	52	22	1	0	0	13	33
Craig	379	218	2	0	0	221	1
Creek	403	359	13	0	0	79	12
Custer	272	229	32	0	0	106	9
Delaware	266	222	5	0	0	82	4
Dewey	58	47	1	0	0	7	34
Ellis	69	51	0	0	0	8	37
Garfield	729	583	0	0	0	157	105
Garvin	383	296	67	0	0	97	33
Grady	783	584	3	0	0	229	77
Grant	31	17	0	0	0	15	9
Greer	53	45	0	0	0	12	11
Harmon	25	7	0	0	0	6	20
Harper	71	47	1	0	0	13	52
Haskell	183	96	0	0	0	55	111
Hughes	180	75	52	0	0	38	102
Jackson	250	89	0	0	0	76	169
Jefferson	43	19	7	0	0	4	25
Johnston	256	176	24	0	0	82	14
Kay	686	418	145	0	0	219	17
Kingfisher	144	131	0	0	0	15	8
Kiowa	123	83	1	0	0	49	27
Latimer	131	61	1	0	0	48	65
LeFlore	438	222	4	0	0	126	267
Lincoln	289	226	8	0	0	108	9
Logan	252	232	1	0	0	33	15
Love	87	62	17	0	0	19	5
Major	148	104	0	0	0	32	66
Marshall	238	166	25	0	0	61	23
Mayes	430	321	9	0	0	193	7
McClain	168	104	10	0	0	58	67
McCurtain	353	141	5	0	0	171	193
McIntosh	196	141	4	0	2	70	29
Murray	233	175	31	0	0	58	5
Muskogee	1,235	1,049	128	0	37	285	17
Noble	83	60	0	0	0	37	8
Nowata	71	57	0	0	0	20	0
Okfuskee	202	163	1	0	0	103	4
Oklahoma	5,870	4,676	168	0	24	1,491	420
Okmulgee	402	357	7	0	1	125	7
Osage	183	143	10	0	0	57	0
Ottawa	283	224	0	0	0	105	0
Pawnee	115	78	2	0	0	49	1
Payne	491	362	4	0	0	195	12
Pittsburgh	811	406	2	0	0	239	411
Pontotoc	625	424	101	0	0	199	24
Pottawatomie	359	245	3	0	0	143	13
Pushmataha	107	61	2	0	0	28	50
Roger Mills	25	21	1	0	0	6	2

Notes: Information in this table is based on data reported to DMHSAS as of 01/01/2002. The same client may be counted in more than one category, e.g., clients can receive services under more than one contract source, in more than one "County of Residence," or may have multiple "Other Indicators." Please see Definition page for other considerations.

## Oklahoma Department of Mental Health and Substance Abuse Services

## Counts of Admitted Clients Served by Funding Source for Each Agency Type During FY2001

## COMMUNITY MENTAL HEALTH

	Total	Funding Source					Other
		Mental Health	Substance Abuse	Domestic Violence	Residential Care	Medicaid	
Rogers	257	210	7	0	0	64	0
Seminole	388	261	53	0	0	126	31
Sequoyah	460	243	79	0	0	172	235
Stephens	410	162	32	0	0	96	260
Texas	241	181	0	0	0	37	185
Tillman	52	31	0	0	0	8	39
Tulsa	4,963	4,624	919	0	0	578	24
Wagoner	502	233	108	0	0	176	189
Washington	517	397	0	0	0	207	0
Washita	92	72	5	0	0	41	2
Woods	265	187	1	0	0	34	156
Woodward	640	451	1	0	0	127	432
Out of State/Unknown	176	120	12	0	0	18	55
<b>Other Indicators</b>							
Any Alcohol/Drug Problem	11,626	8,688	2,291	0	18	2,106	2,148
Custody of DHS	432	214	0	0	0	226	107
Custody of DOC	512	267	236	0	0	44	53
Custody of OJA	85	25	0	0	0	54	23
Deaf and Hearing Impaired	184	99	8	0	1	84	43
Dual Diagnosis	4,270	3,409	848	0	7	964	659
Homeless	1,632	1,362	163	0	3	247	217
Indigent	33,332	24,088	2,391	0	64	9,292	6,663
SED (6-17)	1,499	942	5	0	0	468	326
SMI	22,242	16,623	1,560	0	64	6,999	3,721

Notes: Information in this table is based on data reported to DMHSAS as of 01/01/2002. The same client may be counted in more than one category, e.g., clients can receive services under more than one contract source, in more than one "County of Residence," or may have multiple "Other Indicators." Please see Definition page for other considerations.

## Oklahoma Department of Mental Health and Substance Abuse Services

## Counts of Admitted Clients Served by Funding Source for Each Agency Type During FY2001

## SUBSTANCE ABUSE

	Total	Funding Source					
		Mental Health	Substance Abuse	Domestic Violence	Residential Care	Medicaid	Other
<b>Total</b>							
Unduplicated Count	14,683	31	14,473	157	0	65	40
<b>Sex</b>							
Female	5,237	17	5,088	117	0	55	12
Male	9,446	14	9,385	40	0	10	28
<b>Age</b>							
0-04	350	0	329	22	0	0	0
05-17	1,536	11	1,494	37	0	2	0
18-20	1,119	0	1,113	6	0	3	2
21-24	1,708	2	1,686	15	0	6	8
25-34	3,755	5	3,703	40	0	22	12
35-44	4,247	5	4,200	27	0	28	12
45-54	1,596	4	1,581	8	0	4	5
55-64	297	3	293	2	0	0	1
65-74	68	1	67	0	0	0	0
75-84	7	0	7	0	0	0	0
<b>Race</b>							
White	10,120	27	9,975	106	0	49	22
Black	2,050	0	2,038	6	0	4	10
Native American	1,676	3	1,642	29	0	8	4
Hispanic	348	0	342	5	0	0	1
Asian	33	0	33	0	0	0	0
Two or More Races	602	1	588	11	0	4	3
Unknown	1	0	1	0	0	0	0
<b>Presenting Problem/Diagnosis</b>							
Alcohol Abuse	4,448	2	4,434	11	0	13	9
Developmental Disorder	13	5	9	0	0	1	0
Mood Disorder	50	11	40	1	0	6	0
Non Alcohol/Drug Related	1	0	1	0	0	0	0
Other Non-Psychotic	28	5	24	0	0	6	0
Other Psychotic	3	0	2	0	0	1	0
Personality Disorder	5	1	4	0	0	0	0
Schizophrenia	4	2	1	0	0	1	0
Social Conditions	1,129	2	997	134	0	4	0
Substance Related	9,253	3	9,209	11	0	33	31
Unknown/Other	1	0	1	0	0	0	0
Deferred/No Diagnosis	14	0	14	0	0	0	0
<b>County of Residence</b>							
Adair	25	0	25	0	0	0	0
Alfalfa	169	0	169	0	0	0	0
Atoka	192	0	189	2	0	4	0
Beaver	7	0	7	0	0	0	0
Beckham	198	0	198	0	0	0	0
Blaine	28	0	28	0	0	0	0
Bryan	182	0	180	2	0	0	1
Caddo	124	0	124	0	0	0	0
Canadian	156	0	156	0	0	0	0
Carter	78	0	78	0	0	0	0
Cherokee	72	0	72	0	0	0	0
Choctaw	127	0	127	0	0	0	0

Notes: Information in this table is based on data reported to DMHSAS as of 01/01/2002. The same client may be counted in more than one category, e.g., clients can receive services under more than one contract source, in more than one "County of Residence," or may have multiple "Other Indicators." Please see Definition page for other considerations.

## Oklahoma Department of Mental Health and Substance Abuse Services

## Counts of Admitted Clients Served by Funding Source for Each Agency Type During FY2001

## SUBSTANCE ABUSE

	Funding Source						
	Total	Mental Health	Substance Abuse	Domestic Violence	Residential Care	Medicaid	Other
Cimarron	3	0	3	0	0	0	0
Cleveland	957	0	953	13	0	1	4
Coal	82	0	75	2	0	10	0
Comanche	291	0	291	0	0	0	0
Cotton	22	0	22	0	0	0	0
Craig	89	0	89	0	0	0	0
Creek	274	0	274	0	0	0	0
Custer	35	0	35	0	0	0	0
Delaware	136	0	136	0	0	0	0
Dewey	7	0	7	0	0	0	0
Ellis	10	0	10	0	0	0	0
Garfield	84	0	84	0	0	0	0
Garvin	76	0	75	0	0	0	1
Grady	220	0	218	0	0	0	2
Grant	3	0	3	0	0	0	0
Greer	30	0	30	0	0	0	0
Harmon	8	0	8	0	0	0	0
Harper	5	0	5	0	0	0	0
Haskell	44	0	42	1	0	1	0
Hughes	43	0	43	0	0	0	0
Jackson	106	0	106	0	0	0	0
Jefferson	7	0	7	0	0	0	0
Johnston	25	0	24	0	0	3	0
Kay	143	0	143	0	0	0	0
Kingfisher	62	0	59	0	0	5	0
Kiowa	40	0	40	0	0	0	0
Latimer	73	0	58	13	0	8	0
LeFlore	177	0	175	2	0	2	0
Lincoln	83	0	83	0	0	0	0
Logan	165	0	162	0	0	0	3
Love	9	0	9	0	0	0	0
Major	10	0	9	0	0	0	1
Marshall	55	0	55	0	0	0	0
Mayes	226	0	226	0	0	0	0
McClain	98	0	95	0	0	2	1
McCurtain	237	0	237	0	0	0	0
McIntosh	87	0	77	8	0	5	0
Murray	20	0	20	0	0	0	0
Muskogee	266	0	266	0	0	0	0
Noble	71	0	71	0	0	0	0
Nowata	51	0	51	0	0	0	0
Okfuskee	58	0	55	3	0	0	0
Oklahoma	2,896	0	2,883	0	0	3	16
Okmulgee	172	0	160	6	0	8	0
Osage	221	20	214	0	0	0	1
Ottawa	155	0	155	0	0	0	0
Pawnee	105	11	98	0	0	0	1
Payne	488	0	487	1	0	1	0
Pittsburgh	383	0	296	88	0	7	1
Pontotoc	142	0	139	2	0	1	0
Pottawatomie	372	0	370	0	0	1	3
Pushmataha	88	0	82	4	0	3	0
Roger Mills	10	0	10	0	0	0	0

Notes: Information in this table is based on data reported to DMHSAS as of 01/01/2002. The same client may be counted in more than one category, e.g., clients can receive services under more than one contract source, in more than one "County of Residence," or may have multiple "Other Indicators." Please see Definition page for other considerations.

## Oklahoma Department of Mental Health and Substance Abuse Services

## Counts of Admitted Clients Served by Funding Source for Each Agency Type During FY2001

## SUBSTANCE ABUSE

	Total	Funding Source					Other
		Mental Health	Substance Abuse	Domestic Violence	Residential Care	Medicaid	
Rogers	223	0	223	0	0	0	0
Seminole	163	0	161	2	0	0	0
Sequoyah	36	0	36	0	0	0	0
Stephens	121	0	119	0	0	0	2
Texas	101	0	101	0	0	0	0
Tillman	36	0	36	0	0	0	1
Tulsa	2,892	0	2,891	1	0	0	2
Wagoner	119	0	119	0	0	0	0
Washington	283	0	283	0	0	0	0
Washita	35	0	35	0	0	0	0
Woods	22	0	22	0	0	0	0
Woodward	20	0	20	0	0	0	0
Out of State/Unknown	105	0	98	7	0	0	0
<b>Other Indicators</b>							
Any Alcohol/Drug Problem	13,555	7	13,493	22	0	51	40
Custody of DHS	274	0	273	0	0	1	0
Custody of DOC	1,706	0	1,704	13	0	2	0
Custody of OJA	104	0	104	0	0	0	0
Deaf and Hearing Impaired	20	0	20	0	0	0	0
Dual Diagnosis	211	0	208	0	0	2	2
Homeless	734	0	705	26	0	0	3
Indigent	14,164	31	13,971	155	0	65	19
SED (6-17)	14	3	13	0	0	0	0
SMI	2,168	6	2,138	18	0	20	9

## Oklahoma Department of Mental Health and Substance Abuse Services

## Counts of Admitted Clients Served by Funding Source for Each Agency Type During FY2001

## DOMESTIC VIOLENCE AND SEXUAL ASSAULT

	Total	Funding Source					Other
		Mental Health	Substance Abuse	Domestic Violence	Residential Care	Medicaid	
<b>Total</b>							
Unduplicated Count	10,165	0	388	9,668	0	0	676
<b>Sex</b>							
Female	7,177	0	143	7,061	0	0	332
Male	2,988	0	245	2,607	0	0	344
<b>Age</b>							
0-04	1,254	0	14	1,204	0	0	92
05-17	1,896	0	13	1,878	0	0	57
18-20	577	0	32	544	0	0	33
21-24	1,022	0	44	967	0	0	92
25-34	2,503	0	135	2,344	0	0	177
35-44	2,006	0	114	1,876	0	0	167
45-54	706	0	29	667	0	0	47
55-64	147	0	7	136	0	0	8
65-74	45	0	0	43	0	0	3
75-84	7	0	0	7	0	0	0
85+	2	0	0	2	0	0	0
<b>Race</b>							
White	6,619	0	240	6,318	0	0	446
Black	1,162	0	43	1,098	0	0	51
Native American	1,248	0	63	1,187	0	0	92
Hispanic	479	0	17	463	0	0	15
Asian	55	0	0	53	0	0	8
Two or More Races	661	0	25	607	0	0	64
<b>Presenting Problem/Diagnosis</b>							
Alcohol Abuse	94	0	82	36	0	0	2
Developmental Disorder	32	0	0	32	0	0	0
Mood Disorder	31	0	0	30	0	0	2
Other Non-Psychotic	2	0	2	0	0	0	0
Social Conditions	9,628	0	170	9,290	0	0	562
Substance Related	149	0	132	98	0	0	5
Unknown/Other	4	0	0	4	0	0	0
Deferred/No Diagnosis	231	0	2	183	0	0	105
<b>County of Residence</b>							
Adair	85	0	0	76	0	0	36
Alfalfa	9	0	0	9	0	0	0
Atoka	8	0	2	8	0	0	0
Beaver	10	0	0	10	0	0	0
Beckham	113	0	0	113	0	0	0
Blaine	55	0	0	55	0	0	6
Bryan	191	0	0	191	0	0	0
Caddo	55	0	0	55	0	0	0
Canadian	177	0	1	177	0	0	0
Carter	122	0	0	122	0	0	0
Cherokee	184	0	1	178	0	0	29
Choctaw	76	0	2	76	0	0	1
Cimarron	5	0	0	5	0	0	0
Cleveland	204	0	1	201	0	0	6
Coal	18	0	3	18	0	0	0
Comanche	489	0	1	489	0	0	0

Notes: Information in this table is based on data reported to DMHSAS as of 01/01/2002. The same client may be counted in more than one category, e.g., clients can receive services under more than one contract source, in more than one "County of Residence," or may have multiple "Other Indicators." Please see Definition page for other considerations.

## Oklahoma Department of Mental Health and Substance Abuse Services

## Counts of Admitted Clients Served by Funding Source for Each Agency Type During FY2001

## DOMESTIC VIOLENCE AND SEXUAL ASSAULT

	Funding Source						
	Total	Mental Health	Substance Abuse	Domestic Violence	Residential Care	Medicaid	Other
Cotton	8	0	0	8	0	0	0
Craig	44	0	1	43	0	0	0
Creek	92	0	7	81	0	0	10
Custer	184	0	0	184	0	0	0
Delaware	54	0	0	54	0	0	0
Dewey	17	0	0	17	0	0	0
Ellis	10	0	0	10	0	0	0
Garfield	318	0	29	306	0	0	19
Garvin	125	0	2	125	0	0	0
Grady	203	0	0	203	0	0	0
Grant	2	0	0	2	0	0	1
Greer	9	0	0	9	0	0	0
Harmon	16	0	0	16	0	0	0
Harper	1	0	0	1	0	0	0
Haskell	8	0	2	8	0	0	0
Hughes	26	0	0	26	0	0	0
Jackson	128	0	0	128	0	0	0
Jefferson	11	0	0	11	0	0	0
Johnston	13	0	1	12	0	0	0
Kay	281	0	0	281	0	0	4
Kingfisher	16	0	0	16	0	0	3
Kiowa	20	0	1	20	0	0	0
Latimer	5	0	0	5	0	0	0
LeFlore	126	0	1	126	0	0	0
Lincoln	37	0	0	37	0	0	5
Logan	41	0	0	39	0	0	12
Love	17	0	0	17	0	0	0
Major	8	0	0	8	0	0	0
Marshall	17	0	0	17	0	0	0
Mayes	56	0	1	55	0	0	1
McClain	18	0	0	17	0	0	2
McCurtain	273	0	0	273	0	0	0
McIntosh	19	0	4	19	0	0	0
Murray	10	0	0	10	0	0	0
Muskogee	200	0	37	189	0	0	3
Noble	21	0	0	19	0	0	6
Nowata	65	0	1	61	0	0	11
Okfuskee	19	0	0	19	0	0	0
Oklahoma	1,072	0	2	1,071	0	0	7
Okmulgee	270	0	1	260	0	0	21
Osage	44	0	2	39	0	0	4
Ottawa	161	0	0	161	0	0	0
Pawnee	7	0	0	6	0	0	2
Payne	354	0	0	258	0	0	242
Pittsburgh	26	0	1	25	0	0	0
Pontotoc	387	0	134	351	0	0	1
Pottawatomie	370	0	1	370	0	0	2
Pushmataha	49	0	0	49	0	0	0
Roger Mills	31	0	1	31	0	0	0
Rogers	273	0	2	270	0	0	1
Seminole	263	0	6	262	0	0	0
Sequoyah	50	0	3	36	0	0	23
Stephens	416	0	1	415	0	0	0

Notes: Information in this table is based on data reported to DMHSAS as of 01/01/2002. The same client may be counted in more than one category, e.g., clients can receive services under more than one contract source, in more than one "County of Residence," or may have multiple "Other Indicators." Please see Definition page for other considerations.



## Oklahoma Department of Mental Health and Substance Abuse Services

## Counts of Admitted Clients Served by Funding Source for Each Agency Type During FY2001

**DOMESTIC VIOLENCE AND SEXUAL ASSAULT**

	Total	Funding Source					Other
		Mental Health	Substance Abuse	Domestic Violence	Residential Care	Medicaid	
Texas	106	0	0	106	0	0	0
Tillman	18	0	0	18	0	0	0
Tulsa	1,035	0	122	851	0	0	75
Wagoner	87	0	8	63	0	0	34
Washington	528	0	0	473	0	0	107
Washita	53	0	3	50	0	0	0
Woods	16	0	0	16	0	0	0
Woodward	101	0	0	101	0	0	1
Out of State/Unknown	313	0	3	313	0	0	1
<b>Other Indicators</b>							
Any Alcohol/Drug Problem	778	0	301	593	0	0	64
Custody of DHS	16	0	5	11	0	0	0
Custody of DOC	120	0	42	94	0	0	13
Deaf and Hearing Impaired	23	0	0	23	0	0	4
Homeless	1,771	0	38	1,744	0	0	93
Indigent	9,077	0	360	8,682	0	0	552
SMI	1,085	0	97	1,026	0	0	79

Notes: Information in this table is based on data reported to DMHSAS as of 01/01/2002. The same client may be counted in more than one category, e.g., clients can receive services under more than one contract source, in more than one "County of Residence," or may have multiple "Other Indicators." Please see Definition page for other considerations.

## Oklahoma Department of Mental Health and Substance Abuse Services

## Counts of Admitted Clients Served by Funding Source for Each Agency Type During FY2001

## RESIDENTIAL CARE

	Total	Funding Source					
		Mental Health	Substance Abuse	Domestic Violence	Residential Care	Medicaid	Other
<b>Total</b>							
Unduplicated Count	1,401	33	0	0	1,386	0	0
<b>Sex</b>							
Female	504	20	0	0	497	0	0
Male	897	13	0	0	889	0	0
<b>Age</b>							
18-20	27	0	0	0	27	0	0
21-24	47	0	0	0	47	0	0
25-34	207	3	0	0	207	0	0
35-44	393	8	0	0	387	0	0
45-54	406	16	0	0	398	0	0
55-64	224	5	0	0	223	0	0
65-74	70	1	0	0	70	0	0
75-84	26	0	0	0	26	0	0
85+	1	0	0	0	1	0	0
<b>Race</b>							
White	1,070	25	0	0	1,060	0	0
Black	220	3	0	0	217	0	0
Native American	80	3	0	0	79	0	0
Hispanic	8	0	0	0	8	0	0
Asian	5	1	0	0	4	0	0
Two or More Races	30	1	0	0	29	0	0
Unknown	1	0	0	0	1	0	0
<b>Presenting Problem/Diagnosis</b>							
Alcohol Abuse	26	1	0	0	26	0	0
Developmental Disorder	254	9	0	0	250	0	0
Mood Disorder	324	1	0	0	323	0	0
Other Psychotic	596	1	0	0	595	0	0
Schizophrenia	13	0	0	0	13	0	0
Social Conditions	170	15	0	0	162	0	0
Substance Related	18	0	0	0	18	0	0
Unknown/Other	16	0	0	0	16	0	0
Deferred/No Diagnosis	43	6	0	0	40	0	0
<b>County of Residence</b>							
Adair	36	0	0	0	36	0	0
Atoka	1	0	0	0	1	0	0
Bryan	1	0	0	0	1	0	0
Canadian	31	0	0	0	31	0	0
Carter	2	0	0	0	2	0	0
Cherokee	143	0	0	0	143	0	0
Choctaw	3	0	0	0	3	0	0
Cleveland	53	0	0	0	53	0	0
Coal	2	0	0	0	2	0	0
Comanche	70	33	0	0	53	0	0
Cotton	1	0	0	0	1	0	0
Craig	188	0	0	0	188	0	0
Creek	7	0	0	0	7	0	0
Custer	1	0	0	0	1	0	0
Delaware	11	0	0	0	11	0	0
Dewey	1	0	0	0	1	0	0

Notes: Information in this table is based on data reported to DMHSAS as of 01/01/2002. The same client may be counted in more than one category, e.g., clients can receive services under more than one contract source, in more than one "County of Residence," or may have multiple "Other Indicators." Please see Definition page for other considerations.

## Oklahoma Department of Mental Health and Substance Abuse Services

## Counts of Admitted Clients Served by Funding Source for Each Agency Type During FY2001

## RESIDENTIAL CARE

	Funding Source						
	Total	Mental Health	Substance Abuse	Domestic Violence	Residential Care	Medicaid	Other
Garfield	1	0	0	0	1	0	0
Grady	1	0	0	0	1	0	0
Grant	1	0	0	0	1	0	0
Haskell	8	0	0	0	8	0	0
Jackson	1	0	0	0	1	0	0
LeFlore	27	0	0	0	27	0	0
Lincoln	75	0	0	0	75	0	0
Mayes	153	0	0	0	153	0	0
McCurtain	10	0	0	0	10	0	0
McIntosh	67	0	0	0	67	0	0
Murray	4	0	0	0	4	0	0
Muskogee	22	0	0	0	22	0	0
Noble	6	0	0	0	6	0	0
Nowata	1	0	0	0	1	0	0
Okfuskee	172	0	0	0	172	0	0
Oklahoma	66	0	0	0	66	0	0
Okmulgee	26	0	0	0	26	0	0
Osage	3	0	0	0	3	0	0
Ottawa	10	0	0	0	10	0	0
Payne	1	0	0	0	1	0	0
Pittsburgh	36	0	0	0	36	0	0
Pontotoc	29	0	0	0	29	0	0
Rogers	53	0	0	0	53	0	0
Seminole	2	0	0	0	2	0	0
Sequoyah	20	0	0	0	20	0	0
Stephens	21	0	0	0	21	0	0
Tulsa	71	0	0	0	71	0	0
Wagoner	25	0	0	0	25	0	0
Washington	2	0	0	0	2	0	0
Woodward	3	0	0	0	3	0	0
Out of State/Unknown	9	0	0	0	9	0	0
<b>Other Indicators</b>							
Any Alcohol/Drug Problem	91	1	0	0	91	0	0
Custody of DHS	3	0	0	0	3	0	0
Custody of DOC	28	0	0	0	28	0	0
Custody of OJA	1	0	0	0	1	0	0
Deaf and Hearing Impaired	7	0	0	0	7	0	0
Homeless	44	0	0	0	44	0	0
Indigent	1,367	33	0	0	1,352	0	0
SMI	1,394	33	0	0	1,379	0	0

Notes: Information in this table is based on data reported to DMHSAS as of 01/01/2002. The same client may be counted in more than one category, e.g., clients can receive services under more than one contract source, in more than one "County of Residence," or may have multiple "Other Indicators." Please see Definition page for other considerations.

## Oklahoma Department of Mental Health and Substance Abuse Services

## Counts of Admitted Clients Served by Funding Source for Each Agency Type During FY2001

## OTHER

	Total	Funding Source					Other
		Mental Health	Substance Abuse	Domestic Violence	Residential Care	Medicaid	
<b>Total</b>							
Unduplicated Count	625	625	0	0	0	0	0
<b>Sex</b>							
Female	316	316	0	0	0	0	0
Male	309	309	0	0	0	0	0
<b>Age</b>							
0-04	15	15	0	0	0	0	0
05-17	50	50	0	0	0	0	0
18-20	11	11	0	0	0	0	0
21-24	42	42	0	0	0	0	0
25-34	131	131	0	0	0	0	0
35-44	228	228	0	0	0	0	0
45-54	103	103	0	0	0	0	0
55-64	37	37	0	0	0	0	0
65-74	8	8	0	0	0	0	0
<b>Race</b>							
White	497	497	0	0	0	0	0
Black	49	49	0	0	0	0	0
Native American	32	32	0	0	0	0	0
Hispanic	10	10	0	0	0	0	0
Asian	2	2	0	0	0	0	0
Two or More Races	36	36	0	0	0	0	0
<b>Presenting Problem/Diagnosis</b>							
Alcohol Abuse	2	2	0	0	0	0	0
Developmental Disorder	1	1	0	0	0	0	0
Mood Disorder	114	114	0	0	0	0	0
Other Psychotic	216	216	0	0	0	0	0
Social Conditions	292	292	0	0	0	0	0
Substance Related	3	3	0	0	0	0	0
Deferred/No Diagnosis	6	6	0	0	0	0	0
<b>County of Residence</b>							
Bryan	2	2	0	0	0	0	0
Canadian	8	8	0	0	0	0	0
Cleveland	238	238	0	0	0	0	0
Creek	3	3	0	0	0	0	0
Custer	2	2	0	0	0	0	0
Grady	4	4	0	0	0	0	0
Harper	1	1	0	0	0	0	0
Lincoln	5	5	0	0	0	0	0
Logan	2	2	0	0	0	0	0
McClain	6	6	0	0	0	0	0
Murray	2	2	0	0	0	0	0
Noble	1	1	0	0	0	0	0
Oklahoma	44	44	0	0	0	0	0
Payne	73	73	0	0	0	0	0
Pottawatomie	2	2	0	0	0	0	0
Tulsa	219	219	0	0	0	0	0
Wagoner	12	12	0	0	0	0	0
Washington	2	2	0	0	0	0	0

## Other Indicators

Notes: Information in this table is based on data reported to DMHSAS as of 01/01/2002. The same client may be counted in more than one category, e.g., clients can receive services under more than one contract source, in more than one "County of Residence," or may have multiple "Other Indicators." Please see Definition page for other considerations.

## Oklahoma Department of Mental Health and Substance Abuse Services

## Counts of Admitted Clients Served by Funding Source for Each Agency Type During FY2001

**OTHER**

	Total	Funding Source					Other
		Mental Health	Substance Abuse	Domestic Violence	Residential Care	Medicaid	
Any Alcohol/Drug Problem	44	44	0	0	0	0	0
Custody of DHS	1	1	0	0	0	0	0
Custody of DOC	7	7	0	0	0	0	0
Homeless	102	102	0	0	0	0	0
Indigent	512	512	0	0	0	0	0
SMI	351	351	0	0	0	0	0

## **Definitions of Terms and Categorization Variables**

---

The following are definitions of terms and categorization variables used in this Data Book report.

### **Admitted Clients Served**

Admitted Clients Served had an admission transaction in the ICIS before or during the report year and had received a service during the year. For this section, they are counted only once in the total for each level of aggregation. This is called an unduplicated count.

### **Age**

Client age is computed using the client's age at the middle of the fiscal year.

### **Contacts**

Individuals are counted as contacts when they call or visit an agency, but are not admitted.

### **Funding Source**

Funding Source helps identify the payment source of services. Frequently, clients receive services under multiple funding sources. The funding source categories for this report were Mental Health, Substance Abuse, Domestic Violence, Residential Care, Medicaid, and Other.

### **ICIS**

The Oklahoma Department of Mental Health and Substance Abuse Services maintains an agency-wide database, the Integrated Client Information System (ICIS), to which all Department-funded services and transactions are reported. The ICIS contains demographic and service information about clients and agencies.

### **List of Agencies by Type**

The following is a list of agencies by type that provided data during the Fiscal Year 2001:

**AGENCY TYPE****AGENCY NAME**

---

**Community Mental Health**

ASSOCIATED CENTERS FOR THERAPY, INC.  
BILL WILLIS MENTAL HEALTH  
CARL ALBERT CMHC  
CENTRAL OKLAHOMA CMHC  
CHISHOLM TRAIL COUNSELING SVC  
COMMUNITY COUNSELING CENTER  
CREEKS MENTAL HEALTH SERVICES  
EDWIN FAIR CMHC  
GRAND LAKE M.H.C.  
GREEN COUNTRY BEHAVIORAL HEALTH SERVICES  
HOPE COMMUNITY SERVICES, INC.  
JIM TALIAFERRO CMHC  
MENTAL HEALTH SERVICES OF SOUTHERN OKLAHOMA  
NORTH CARE CENTER  
OK COUNTY CRISIS INTERVENTION CENTER  
PARKSIDE, INC.  
RED ROCK BEHAVIORAL HEALTH SVC  
RED ROCK WEST  
WAGONER COMMUNITY HOSPITAL-BILL WILLIS  
WESTERN STATE PSYCHIATRIC CENTER  
WHEATLAND MH CTR, INC.

**Domestic Violence and Sexual Assault**

ACMI HOUSE INC  
ACTION ASSOCIATES, INC.  
CALL RAPE INC.  
COMMUNITY CRISIS CENTER, INC.  
CRISIS CONTROL CENTER  
DOMESTIC VIOLENCE PROGRAM OF NORTH CENTRAL OK.  
DOMESTIC VIOLENCE INTERVENTION SERVICES  
FAMILY CRISIS & COUNSELING CENTER  
FAMILY CRISIS CENTER, INC.  
FAMILY RESOURCE CENTER  
FAMILY SHELTER  
HELP-IN-CRISIS, INC.  
N.W. DOMESTIC CRISIS SERVICES  
NEW DIRECTIONS, INC.  
OKLMULGEE COUNTY FAMILY RESOURCE CENTER INC.  
PROJECT SAFE, INC.  
ROGERS CO COMMUNITY SERVICES  
S.O.S. FOR FAMILIES  
STEPHENS COUNTY VOLUNTEERS FOR CRISIS INTERVENTION  
STILLWATER DOMESTIC VIOLENCE SERVICE INC.  
TULSA SEXUAL ASSAULT NURSE EXAMINERS PROGRAM

**AGENCY TYPE****AGENCY NAME**

---

WOMEN IN SAFE HOMES, INC.  
WOMEN'S CRISIS SERVICES  
WOMEN'S SERVICE & FAMILY RESOURCE CENTER  
WOMENS RESOURCE CENTER  
YWCA CRISIS CENTER  
YWCA OF OKC CRISIS SERVICES

**Hospitals**

EASTERN STATE HOSPITAL  
GRIFFIN MEMORIAL HOSPITAL  
OKLAHOMA YOUTH CENTER

**Other Agencies**

CENTER FOR CHILDREN & FAMILIES  
CROSSROADS INCORPORATED  
DIVORCE VISITATION ARBITRATION  
PROJECT HEARTLAND  
SAFE HAVEN  
THUNDERBIRD CLUBHOUSE  
TRANSITION HOUSE INC.  
TULSA METROPOLITAN MINISTRY

**Residential Care**

ADA RESIDENTIAL CARE  
BOLEY RESIDENTIAL CARE HOME  
BOLEY RESIDENTIAL CARE HOME II  
CLETA'S COTTAGE  
COPP'S RESIDENTIAL CARE, INC.  
COUNTRY LANE RESIDENTIAL CARE HOME  
DON MENTZER FACILITY  
DOW RESIDENTIAL CARE HOME  
DUNCAN COMMUNITY RESIDENCE INC  
DYCO PROPERTIES, INC.  
EDNA LEE'S RESIDENTIAL CARE  
EL RENO RESIDENTIAL CARE  
FAIR OAKS  
GREEN ACRES  
HAV-TAPINC DBA, THE HARBOR  
HIGH CEDAR RESIDENTIAL CARE  
LAKE FRANCIS RETIREMENT CENTER  
LARI'S RES CARE  
MEADOW BROOK RESCARE  
MILLER COZY HOME, INC.  
NEW BEGINNING  
NORTH FORK RESIDENTIAL CARE  
ORCHARD GROVE  
PADEN RESIDENTIAL CARE  
PRAGUE ASSISTED LIVING CENTER  
RAMBLING ROSE RESIDENTIAL CARE  
SANTE FE RESIDENTIAL CARE



**AGENCY TYPE****AGENCY NAME****Substance Abuse**

SHERRYS OLD FASHIONED R & B  
SOUTHWEST RETIREMENT HOME, INC  
SUGAR MOUNTAIN RETREAT  
SUNNY ACRES BOARDING MANOR, INC.  
SUNNY ACRES RESIDENTIAL CARE

A BETTER CHANCE  
ADA AREA CHEMICAL DEPENDENCY CENTER, INC.  
ALPHA II, INC.  
BRIDGEWAY  
CAA TURNING POINT  
CARE FOR CHANGE, INC.  
CBTI-CREEK COUNTY  
CITIZEN POTOWATIOMI NATION  
COMMUNITY ALCOHOLISM SERVICES  
DRUG RECOVERY, INC.  
EAGLE RIDGE INSTITUTE  
EDMOND FAMILY SERVICES, INC.  
GATEWAY TO PREVENTION/RECOVERY  
HOMINY HEALTH SRVCS CTR INC.  
HOUSE OF HOPE, INC.  
HUMAN SKILLS & RESOURCES  
INDIAN HEALTH CARE RESOURCE CENTER  
KIAMICHI COUNCIL ON ALCOHOLISM  
LASTSTOP  
LATINO COMMUNITY DEVOLOMENT AGENCY  
LEFLORE COUNTY YOUTH & FAMILY SERVICES, INC.  
LIFE IMPROVEMENT CENTER  
LOGAN COUNTY YOUTH AND FAMILY SERVICES INC.  
METRO TULSA SUBSTANCE ABUSE SERVICES  
MONARCH, INC.  
MOORE ALCOHOL AND DRUG CENTER  
MUSKOGEE CO COUNCIL YTH SV  
N.E. OK COUNCIL ON ALCOHOLISM  
NAIC CENTER OF OKLAHOMA ALCOHOL & DRUG SERVICES, INC.  
NATIVE AMERICAN CENTER OF RECOVERY  
NEW DIRECTIONS  
NEW HOPE OF MANGUM  
NEXT STEP NETWORK, INC., (THE)  
NORMAN ALCOHOL AND DRUG TREATMENT CENTER  
NW SUBSTANCE TREATMENT CENTER  
OAKS BEHAVIORAL HEALTH CENTER, (THE)  
OPPORTUNITIES, INC.  
PAYNE CO COUNSELING SVC, INC.  
REFERRAL CENTER, (THE)  
ROADBACK, INC.  
ROGERS COUNTY DRUG ABUSE PROGRAM, INC.  
S.W. YOUTH & FAMILY SERVICES

## AGENCY TYPE

## AGENCY NAME

---

SECOND CHANCE CDU  
STARTING POINT II, INC.  
STREET SCHOOL, INC.  
TOTAL LIFE COUNSELING  
TRI-CITY SUBSTANCE ABUSE CTR  
TRI-CITY YOUTH & FAMILY CENTER  
TURNING POINT  
TWELVE & TWELVE, INC.  
VINITA ALCOHOL AND DRUG TREATMENT CENTER

## ODMHSAS

Refers to the Oklahoma Department of Mental Health and Substance Abuse Services.

## Other Indicators

There are several groups of clients that are of special interest because they have special treatment needs, state or federal requirements regarding their placement or the services they receive, or because they are part of a priority population. The definitions of these groups and criteria for their selection are provided below:

- **Custody of DHS**

The client, 18 years of age or younger, is in the custody of the Department of Human Services.

- **Custody of DOC**

The client is in the custody of the Department of Corrections. Clients under house arrest, electronic monitoring, or in prison are all considered to be in the custody of DOC. Clients on probation or parole are not.

- **Custody of OJA**

The client, 18 years of age or younger, is in the custody of the Office of Juvenile Affairs.

- **Deaf and Hearing Impaired**

Clients who are deaf, hard of hearing, or indicated the need for an interpreter for the deaf were grouped to form the Deaf and Hearing Impaired category.

- **Homeless**

A homeless person under ICIS criteria is a person who: (a) lacks a fixed, regular and adequate night time residence AND (b) has a primary night time residence that is a supervised publicly or privately operated shelter designed to provide temporary living accommodations including welfare hotels, congregate shelters, halfway houses, and transitional housing for the mentally ill; or an institution that provides a temporary residence for individuals intended to be institutionalized; or a public or private place not designed for, or ordinarily used as, a regular sleeping accommodation for human beings, not limited to people living on the streets. Individuals are considered homeless if they have lost their permanent residence, and are temporarily living in a shelter to avoid being on the street. Prisoners being released or in the custody of a correctional facility are not considered homeless at the time of admission for treatment. The definition also excludes persons in a hospital, residential care facility, commercial hotel/motel, supervised apartment, or living with parent/other relative (even if only temporarily). The definition does include domestic violence and sexual assault shelters, as the persons have fled a residence that is not adequate (i.e., not safe).

- **Legal Status**

Legal Status has three categories; Voluntary, Civil Involuntary, and Criminal Involuntary. The categories of legal status (with ICIS codes) are as follows:

**Voluntary.** These clients enter treatment voluntarily and are coded Voluntary Admission (01), Court Voluntary (02), Informal Admission (16), or Other (18).

**Civil Involuntary.** These clients are required by the court system to receive services, even though they may be reluctant. They are coded Court Commitment (03), Order of Detention (06), Juvenile Court Order (07), Transfer – Other Legal Entity (08), Court Ordered Juveniles in Need of Treatment, DHS given custody (10), Court Ordered Juveniles in Need of Treatment Parental Custody Retained (11), Emergency Detention (12), Continued Court Detention (13), 28-Day Court Commitment (14), or Protective Custody (17).

**Criminal Involuntary.** These clients are required to receive services because they have been accused of or have committed a crime. Codes include the following; Incompetent to Stand Trial (04), Not Guilty by Reason of Insanity (05), Court Order for Observation and Evaluation (09), Court Referred DUI Clients (15), Criminal Hold (20), or Court Commit with Hold (21).

- **Adults with Serious Mental Illness (SMI)**

SMI denotes clients who have been identified **at any time** as having a serious mental illness using the formal ODMHSAS definition. According to this definition, an Adult with a Serious Mental Illness must be an individual 18 years of age or older.

- **Children with a Serious Emotional Disturbance (SED)**

SED refers to children who meet departmental criteria for having a Serious Emotional Disturbance.

- **Any Alcohol/Drug Problem**

A substance abuse client is one who has one or more DSM-IV Axis I primary, secondary or tertiary diagnoses from categories 1.a. or 1.b. (in the Dual Diagnosis definition below) or one or more ICIS Substance Abuse Related Problems (710-731, 741-743). Clients identified only as co-dependents are not identified as substance abusers.

- **Dual Diagnosis Client**

A dual diagnosis client is one who meets the criteria for having a substance abuse diagnosis from categories 1.a. or 1.b. below and meets the criteria for a mental illness based on one or more DSM-IV Axis II primary, secondary, or tertiary diagnoses from categories 2.a. through 2.e. below.

- 1.a. Psychoactive Substance Induced Organic Disorders: 291.0-291.8, 292.0-292.83, 292.89-282.99
- b. Psychoactive Substance Use Disorders: 303.0-305.99.
- 2.a. Schizophrenia: 295.10, 295.20, 295.30, 295.40, 295.60, 295.70, 295.90
- b. Delusional (Paranoid) Disorder: 297.1
- c. Other Psychotic Disorders: 295.40, 295.70, 297.3, 298.8, 298.9, 297.1, 297.3
- d. Mood Disorders: 296.20-296.7
- e. Borderline Personality Disorder: 301.83

- **Indigent**

A person whose applicable income falls at or below 200% of the Federal Poverty Level is considered indigent. To determine whether the client was indigent, the household gross annual income must have been reported. The ODMHSAS eligibility criteria for indigence are based on the weighted average poverty

thresholds provided annually by the U. S. Department of Commerce. The following table presents the threshold levels for FY01.

**Oklahoma Department of Mental Health and Substance Abuse Services  
Eligibility Criteria  
Indigence Threshold  
(200% of Federal Poverty Guideline)**

Number of Persons in Household	Household Gross Annual Income
1	\$16,700
2	\$22,500
3	\$28,300
4	\$34,100
5	\$39,900
6	\$45,700
7	\$51,500
8	\$57,300
9 or more	Add \$ 5,800 to \$57,300 for each additional person

## Presenting Problem/Diagnosis

Categories for this variable are based on the DSM-IV primary diagnosis or primary presenting problem. If the admitting agency has clinicians qualified to make a diagnosis, the diagnosis is used, otherwise, a presenting problem is used to define a client's category.

Categories	Codes
<b>Developmental Disorders</b>	
DSM-IV Codes:	302.5-302.69, 302.85, 307-307.39, 307.5-307.99, 309.21, 312-312.29, 312.9-313.21, 313.81-313.89, 314-314.99, 315-319.99, 299-299.99
Presenting Problems:	210, 240
<b>Non Alcohol/Drug Related Organic</b>	
DSM-IV Codes:	290-290.99, 293-293.83, 294-294.80, 310-310.10
<b>Alcohol Abuse</b>	
DSM-IV Codes:	291-291.99, 293.9, 303-303.99, 305-305.02
Presenting Problems:	741, 710, 711
<b>Other Substance Abuse</b>	
DSM-IV Codes:	305.1-305.99, 292-292.99, 304-304.99
Presenting Problems:	742, 743, 744, 720-731
<b>Schizophrenia</b>	
DSM-IV Codes:	295 (excluding 295.4, 295.7)
<b>Other Psychotic</b>	
DSM-IV Codes:	297-298.9, 295.40, 294.9, 295.70
Presenting Problems:	510-530, 650
<b>Mood Disorders</b>	
DSM-IV Codes:	296-296.99 301.13, 300.4-300.49, 293.89, 311-311.99
Presenting Problems:	500-503

Categories	Codes
<b>Other Non-Psychotic</b>	
DSM-IV Codes:	300-300.39, 300.6-300.99, 302-302.49, 302.7-302.84, 302.89-302.99, 307-4-307.49, 307.8, 312.8, 308.3-309.19, 309.23-309.99, 312.3, 316-316.99, 780.50
<b>Personality Disorders</b>	
DSM-IV Codes:	301-301.9
<b>Social Conditions</b>	
DSM-IV Codes:	V40.00-V40.60, V61-V71.02, 955.5-995.81
Presenting Problems:	740, 450, 620-632, 311-420
<b>Deferred/No Diagnosis</b>	
DSM-IV Codes:	799.9-799.90, V71.09
Presenting Problems:	110, 130

## Race

Clients who selected more than one category from the choices below, indicating their race, are grouped in the Two or More Races category. The Unknown category was utilized to group Clients who made no selection from the choices below indicating their race.

The following groupings are used for reporting race:

- White
- Black
- Native American
- Hispanic
- Asian
- Two or More Races
- Unknown

## Units of Service: Day and Hourly

The time provider agency staff spend delivering services to or for service recipients is reported in days, parts of days or minutes (summed to hours). Following is a list of codes and descriptions for services funded by DMHSAS in FY01.

Services	Category	Code	Description
Day	Crisis Stabilization	002E	Crisis Stabilization
	Detoxification	002B	Detoxification
		001B	Medical Detoxification
		002C	Non-medical Detoxification (social)
		002K	Non-medical Detoxification
	Housing	003M	Dependent Children Of Substance Abuse in Halfway House
		003N	Dependent Children Of Substance Abuse In Residential Treatment
		003G	Domestic Violence Residential Shelter For Primary Victims
		003H	Domestic Violence Residential Shelter For Dependents
		003P	Enhanced Residential Care
		004E	Family Self Sufficiency Program
		003B	Halfway House
		003A	Halfway House Services for Pregnant and Postpartum Women
		003S	Halfway House Services for Women with Dependent Children
		003T	Halfway House Service for Dually Diagnosed
		003Y	Halfway House Services for Adolescents
		003C	Independent Living Training Program
		003V	Permanent Congregate Housing with Onsite Support
		003Z	Permanent Congregate House
		003K	Residential Care
		003Q	Safe Haven
		003I	Short-term Emergency Shelter
		003F	Sponsored Family Program
		003J	Sponsored Housing Program
		003E	Supervised Housing
	003R	Transitional Living	
	Inpatient	001D	Acute Inpatient
		001C	Acute Medical Care
		001A	Intermediate Inpatient
	Residential Treatment	002Q	Enhanced Residential Treatment - Mental Health
		002N	Intensive Residential Substance Abuse Treatment
		002R	Intensive Residential Treatment
		002P	Intensive Residential Treatment - Mental Health
		002A	Residential Treatment (Substance Abuse & Mental Health)
		002G	Residential Treatment for Adolescents



<b>Services</b>	<b>Category</b>	<b>Code</b>	<b>Description</b>
		002H	Residential Treatment for Women with Dependent Children
		002J	Residential Treatment Dually Diagnosed
		002S	Residential Treatment
		002M	Services to Dependent Children of Substance Abuse Clients in Residential Treatment
<b>Hourly</b>			
	Evaluation/Assessment		
		106	Clinical Testing
		100	Competency Evaluation
		102	Court Related Evaluation
		104	DUI Assessment
		110	Evaluation and Assessment
		101	Evaluation/assessment
		107	Group Assessment
		138	Institution Based SA Screening
		105	Referral
		300	Treatment Plan Review
		400	Treatment Planning
	Counseling		
		132	Family/marital
		137	Family/Marital Counseling (Mental Health Professional)
		131	Group Counseling
		136	Group Counseling (Mental Health Professional)
		135	Individual Counseling (Mental Health Professional)
		130	Individual Counseling
		241	Peer Counseling
		249	Staff Time Providing Support Group Service (Project Heartland)
	Crisis Intervention		
		133	Crisis Intervention Counseling
		134	Crisis Intervention Telephone
		120	Emergency/Crisis (face/face)
		121	Emergency/Crisis (telephone)
		123	Mobile Crisis Service
	Case Management		
		212	Case Management
		225	Case Management
		226	Case Management
		204	Client Advocacy
		213	Intensive Case Management
	Physician/Lab Services		
		305	Medical Review
		308	Medication Delivery
		304	Pharmacological Management
	Other Day Services		
		004C	Day School/6 Hours

<b>Services</b>	<b>Category</b>	<b>Code</b>	<b>Description</b>
		434	Intensive Outpatient Services - Group
		433	Intensive Outpatient Services - Individual
	Other Outpatient Services	500	Consultation
		109	Court Related Services
		210	Disaster Support Service
		590	Divorce Visitation Arbitration
		501	Education
		190	Gate-keeping
		207	Home-based Care
		565	Institution-based Substance Abuse Treatment
		570	Job Retention Support
		252	PACT Timeline Development
		506	Sexual Assault Nurse Examiner (SANE) Training
		504	System Support
		503	Training
		505	Treatment Team Meeting
	Outreach	551	Community Outreach
		553	Community Outreach to Children
		552	Intensive Outreach to Children
		550	Outreach
		561	Prevention Type Activities
		560	Substance Abuse Early Intervention
	Rehabilitation	203	Client Education
		242	Consumer Drop-in Center
		430	Day Treatment Hourly
		217	Group Rehabilitative Treatment
		216	Individual Rehab Treatment
		431	Psycho-social Hourly
		205	Resource Skills Development
		251	Resource Skills Development by Peers
		224	Substance Abuse Dx\Prob-Related Education (Family)
		219	Substance Abuse Dx\Prob-Related Education (Group)
		218	Substance Abuse Dx\Prob-Related Education (Individual)
		211	Substance Abuse Dx\Prob-Related Education
		202	Socialization
	Vocational	243	Employment Training
		245	Pre-vocational
		244	Vocational Training

**Various Categories:**

In response to many special report requests in past years, the special reports table was generated to address the majority of those requests.

## **Description of Sections and Tables**

---

The Data Book consists of two sections. The first section displays Counts of Admitted Clients Served by Funding Source for Sex, Age, Race, Presenting Problem/Diagnosis, County of Residence, and Other Indicators. The second section presents Counts of Day and Hourly Units of Service by Funding Source for Admitted Clients and Contacts. Each section contains six tables presenting data for 1) Statewide Total, 2) Agency, 3) Agency Type, 4) Count of Residence, 5) Planning Area, and 6) Various Categories.

### **Section One: Admitted Clients Served by Funding Source**

Admitted Clients Served are clients who have an admission transaction in the ICIS before or during the report year and had received a service during the report year. For this section, they are counted only once in the total for each level of aggregation or category in which they appear. This is called an unduplicated count. For example, a client may receive services at one hospital and then receive services at another hospital in the same year. This client would be counted twice (once at each hospital) in the agency report, but only once in the agency type and statewide tables. Because information such as age and sex should remain constant (except for data entry errors), counts for categories of these variables will sum to the total clients served on each table. Variables that might change from admission at one facility to admission at another or over time, (e.g., legal status, diagnosis, and target population) can be counted in more than one category and should not be summed.

This section shows only clients who were admitted for services and excludes contacts. It enumerates admitted clients, but further limits the counts to specific subgroups of the client population. Each individual counted has received a service at some time during the year regardless of the year he/she was admitted. Clients are grouped by frequently referenced demographics: Sex, Age, Race, Presenting Problem/Diagnosis, County of Residence, and Other Indicators. A client may be in more than one of these groups, or a client's group may change during the year. As a result, the sum of target populations exceeds the total number served. However, for any given population, the age, race, and sex, which do not change (age is calculated as of a single point in time), are unduplicated counts and should equal the total.

## **Section Two: Units of Service by Funding Source**

This section helps to quantify the Department's impact on the community by reporting the total number of individuals identified as receiving a service during the fiscal year. It also presents Summaries for all types of services funded through the ODMHSAS.

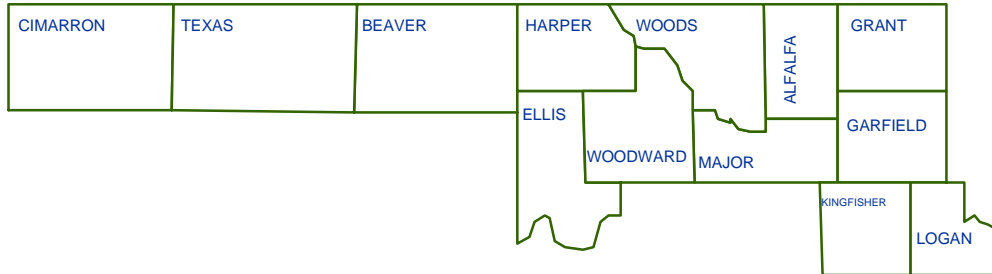
Individuals are counted as contacts when they call or visit an agency, but are not admitted. In general, a person can be reported as a contact twice at the same agency within a twelve-month period, but services are not given a third time without an admission. A client can also seek services at another agency and be counted as a contact there. In the Data Book report, an agency's contact counts exclude individuals who are subsequently admitted there. Additionally, two types of contacts are excluded from counts: Emergency Contacts and Group Contacts. In these cases, individuals are not identified and their addition would likely produce duplicated counts. However, the services to those individuals are reported.

---

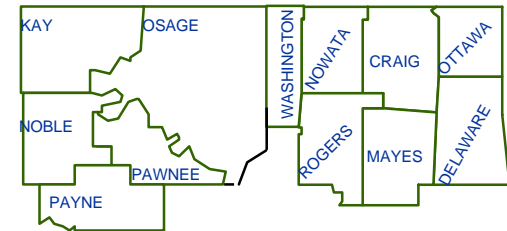
OKLAHOMA DEPARTMENT OF MENTAL HEALTH  
AND SUBSTANCE ABUSE SERVICES

# Planning Areas

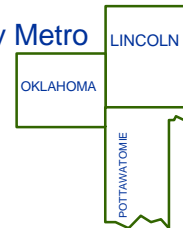
Northwest



Northeast



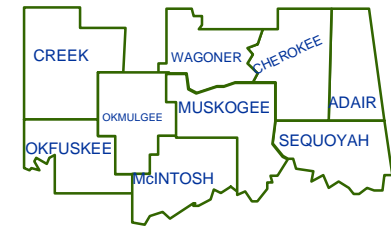
Oklahoma City Metro



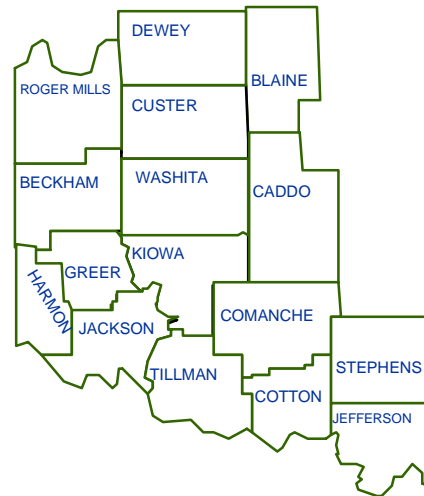
Tulsa Metro



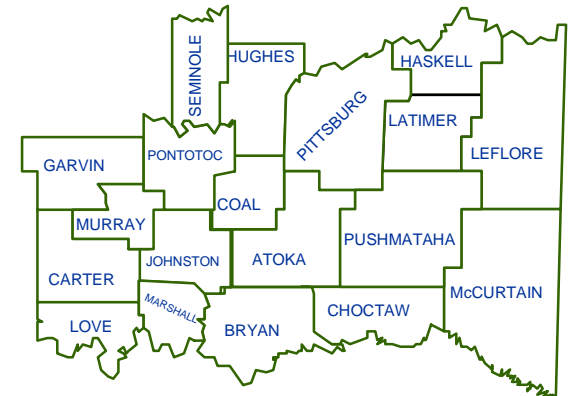
East Central



Central



Southwest



Southeast