

# *data*

BOOK FOR FISCAL YEAR 2002

Section One:  
Admitted Clients Served by Funding  
Source

Table 3. Counts of Admitted Clients  
Served for each Agency Type

# DATA BOOK FOR FISCAL YEAR 2002

Published by

Oklahoma Department of Mental Health and Substance Abuse  
Services

Prepared by

**Ali Akour, Ph.D.**

Data Analyst, Evaluation and Data Analysis Section  
Decision Support Services

2002

---

**Terry Cline, Ph.D., Commissioner**  
**Steve Davis, Ph.D., Director of Decision Support Services**  
**Mark Reynolds, Ed. D., Evaluation & Data Analysis Data Projects Manager**

## Public Domain Notice

The Data Book for Fiscal Year 2002 is in the public domain and may be reproduced or copied without permission from the Oklahoma Department of Mental Health and Substance Abuse Services. However, this publication may not be reproduced or distributed for a fee without the specific, written authorization of Oklahoma Department of Mental Health and Substance Abuse Services. Citation of the source is appreciated.

## Electronic Access to Publication

This publication is available on the World Wide Web at:  
<http://www.odmhsas.org/databooks.htm>

## How to Contact Us

**Oklahoma Department of Mental Health and Substance Abuse Services  
Evaluation and Data Analysis Section**

P.O. Box 53277  
Oklahoma City, OK 73152-3277  
(405) 522-3813

# Contents

---

## Introduction

### Section One: Admitted Clients Served by Funding Source

- Table 1. Counts of Admitted Clients Served for **Statewide Total**
- Table 2. Counts of Admitted Clients Served for each **Agency**
- Table 3. Counts of Admitted Clients Served for each **Agency Type**
- Table 4. Counts of Admitted Clients Served for each **County of Residence**
- Table 5. Counts of Admitted Clients Served for each **Planning Area**
- Table 6. Counts of Admitted Clients Served for **Various Categories**

### Section Two: Units of Service by Funding Source

- Table 7. Counts of Day and Hourly Services Provided for **Statewide Total**
- Table 8. Counts of Day and Hourly Services Provided for each **Agency**
- Table 9. Counts of Day and Hourly Services Provided for each **Agency Type**
- Table 10. Counts of Day and Hourly Services Provided for each **County of Residence**
- Table 11. Counts of Day and Hourly Services Provided for each **Planning Area**
- Table 12. Counts of Day and Hourly Services Provided for **Various Categories**

## Appendix

**Definitions of Terms and Categorization Variables**

**Descriptions of Sections and Tables**

**Map of Planning Areas**

# DATA BOOK FOR FISCAL YEAR 2002

## Introduction

---

Prior to Fiscal Year 1999, any client seen at an Oklahoma Department of Mental Health and Substance Abuse Services (ODMHSAS) contracted facility was reported, regardless of who paid for the service. Starting with Fiscal Year 1999, only clients funded in full or in part by ODMHSAS were reported. Therefore, previous years' reported client counts will be larger than in following years.

During the Fiscal Year 2002, the State of Oklahoma expenditures on community mental health services, inpatient facilities, substance abuse services, domestic violence/sexual assault services, and departmental management amounted to approximately \$192 million dollars. An unduplicated total of approximately 88,941 recipients were served system-wide in FY 2002. The unduplicated total of 88,941 recipients consists of 60,556 recipients that were admitted and served and 28,385 recipients that were contacts. The Data Book report is generated to provide basic information about these recipients and services they received for policy makers, interest groups, and others working to improve the quality of life for those in need.

The Data Book report is produced by the Evaluation and Data Analysis Section of the Decision Support Services Division at the Oklahoma Department of Mental Health and Substance Abuse Services (ODMHSAS). The report summarizes demographic information and services for clients served in agencies operated by or funded through ODMHSAS. To create the Data Book report, data are extracted from the ODMHSAS Integrated Client Information System (ICIS). ICIS contains demographic and service information about service recipients and agencies.

To meet the specific needs of a variety of entities, the Data Book report consists of two separate sections: Admitted Clients Served by Funding Source; Units of Service by Funding Source. The sections are then divided into tables and each table presents a different view of the data. Definitions of terms and a Map of Planning Areas are also provided.

## Oklahoma Department of Mental Health and Substance Abuse Services

## Counts of Admitted Clients Served by Funding Source for Each Agency Type During FY2002

## HOSPITALS

	Funding Source						
	Total	Mental Health	Substance Abuse	Domestic Violence	Residential Care	Medicaid	Other
<b>Total</b>							
Unduplicated Count	3,707	2,660	0	0	0	462	755
<b>Sex</b>							
Female	1,465	1,001	0	0	0	238	296
Male	2,242	1,659	0	0	0	224	459
<b>Age</b>							
0-04	1	0	0	0	0	1	0
05-17	425	115	0	0	0	284	94
18-20	191	151	0	0	0	23	24
21-24	327	282	0	0	0	19	39
25-34	883	737	0	0	0	39	130
35-44	1,048	806	0	0	0	57	217
45-54	607	451	0	0	0	26	150
55-64	157	105	0	0	0	9	47
65-74	44	10	0	0	0	3	33
75-84	19	3	0	0	0	1	16
85+	5	0	0	0	0	0	5
<b>Race</b>							
White	2,764	1,969	0	0	0	315	602
Black	519	392	0	0	0	63	85
Native American	238	182	0	0	0	34	35
Hispanic	63	50	0	0	0	10	5
Asian	36	23	0	0	0	4	11
Two or More Races	98	51	0	0	0	36	17
<b>Presenting Problem/Diagnosis</b>							
Alcohol Abuse	245	199	0	0	0	13	38
Developmental Disorder	66	35	0	0	0	25	8
Mood Disorder	1,595	1,106	0	0	0	277	288
Non Alcohol/Drug Related Or	34	16	0	0	0	1	18
Other Non-Psychotic	217	145	0	0	0	38	46
Other Psychotic	802	571	0	0	0	69	190
Personality Disorder	63	61	0	0	0	1	2
Schizophrenia	447	306	0	0	0	29	135
Social Conditions	20	19	0	0	0	0	1
Substance Related	267	240	0	0	0	9	24
Unknown/Other	7	2	0	0	0	0	5
<b>County of Residence</b>							
Adair	5	4	0	0	0	0	1
Atoka	3	2	0	0	0	0	1
Beaver	1	0	0	0	0	1	0
Beckham	10	8	0	0	0	2	0
Blaine	3	2	0	0	0	1	0
Bryan	71	57	0	0	0	1	13
Caddo	16	14	0	0	0	3	2
Canadian	46	37	0	0	0	8	5
Carter	84	66	0	0	0	8	13
Cherokee	11	9	0	0	0	0	2
Choctaw	6	4	0	0	0	2	0
Cleveland	669	361	0	0	0	131	223
Coal	4	4	0	0	0	0	0

Notes: Information in this table is based on data reported to DMHSAS as of 07/01/2002. The same client may be counted in more than one category, e.g., clients can receive services under more than one contract source, in more than one "County of Residence," or may have multiple "Other Indicators." Please see Definition page for other considerations.

## Oklahoma Department of Mental Health and Substance Abuse Services

## Counts of Admitted Clients Served by Funding Source for Each Agency Type During FY2002

## HOSPITALS

	Funding Source						
	Total	Mental Health	Substance Abuse	Domestic Violence	Residential Care	Medicaid	Other
Comanche	35	10	0	0	0	17	9
Cotton	2	2	0	0	0	1	0
Craig	18	17	0	0	0	0	1
Creek	46	32	0	0	0	3	13
Custer	9	3	0	0	0	6	0
Delaware	7	7	0	0	0	0	0
Ellis	2	0	0	0	0	2	0
Garfield	18	11	0	0	0	2	5
Garvin	96	63	0	0	0	7	27
Grady	37	28	0	0	0	9	2
Grant	1	1	0	0	0	0	0
Harmon	2	2	0	0	0	0	0
Haskell	3	2	0	0	0	1	0
Hughes	10	6	0	0	0	1	3
Jackson	6	3	0	0	0	3	0
Jefferson	2	2	0	0	0	0	0
Johnston	25	21	0	0	0	0	4
Kay	9	5	0	0	0	1	3
Kingfisher	9	7	0	0	0	1	2
Kiowa	6	3	0	0	0	4	0
Latimer	2	1	0	0	0	1	0
LeFlore	16	16	0	0	0	0	0
Lincoln	42	28	0	0	0	8	9
Logan	28	19	0	0	0	4	6
Love	12	10	0	0	0	1	2
Major	1	1	0	0	0	0	0
Marshall	29	22	0	0	0	4	5
Mayes	8	5	0	0	0	1	2
McClain	66	34	0	0	0	16	20
McCurtain	11	11	0	0	0	0	0
McIntosh	3	2	0	0	0	0	1
Murray	25	18	0	0	0	6	4
Muskogee	13	12	0	0	0	0	1
Noble	3	1	0	0	0	1	1
Nowata	1	1	0	0	0	0	0
Okfuskee	19	12	0	0	0	3	7
Oklahoma	806	581	0	0	0	117	137
Okmulgee	29	22	0	0	0	1	11
Osage	9	6	0	0	0	0	3
Ottawa	10	10	0	0	0	0	0
Pawnee	7	5	0	0	0	1	1
Payne	37	18	0	0	0	2	23
Pittsburgh	10	5	0	0	0	4	1
Pontotoc	100	69	0	0	0	6	26
Pottawatomie	233	157	0	0	0	33	49
Pushmataha	4	3	0	0	0	1	0
Roger Mills	2	2	0	0	0	0	0
Rogers	7	7	0	0	0	0	0
Seminole	68	45	0	0	0	7	18
Sequoyah	25	22	0	0	0	0	3
Stephens	21	17	0	0	0	4	3
Texas	3	1	0	0	0	2	0
Tillman	5	2	0	0	0	2	1

Notes: Information in this table is based on data reported to DMHSAS as of 07/01/2002. The same client may be counted in more than one category, e.g., clients can receive services under more than one contract source, in more than one "County of Residence," or may have multiple "Other Indicators." Please see Definition page for other considerations.

## Oklahoma Department of Mental Health and Substance Abuse Services

## Counts of Admitted Clients Served by Funding Source for Each Agency Type During FY2002

## HOSPITALS

	Total	Funding Source					Other
		Mental Health	Substance Abuse	Domestic Violence	Residential Care	Medicaid	
Tulsa	702	649	0	0	0	16	64
Wagoner	18	11	0	0	0	0	7
Washington	13	11	0	0	0	1	3
Washita	5	2	0	0	0	5	0
Woodward	2	1	0	0	0	0	1
Out of State/Unknown	55	38	0	0	0	0	17
<b>Other Indicators</b>							
Any Alcohol/Drug Problem	1,953	1,527	0	0	0	185	311
Custody of DHS	106	24	0	0	0	99	5
Custody of DOC	10	8	0	0	0	3	0
Custody of OJA	22	9	0	0	0	16	2
Deaf and Hard Hearing	21	12	0	0	0	4	6
Dual Diagnosis	780	627	0	0	0	53	121
Homeless	508	435	0	0	0	21	69
Indigent	3,527	2,586	0	0	0	446	653
SED (6-17)	364	96	0	0	0	249	77
SMI	2,969	2,278	0	0	0	164	625



## Oklahoma Department of Mental Health and Substance Abuse Services

## Counts of Admitted Clients Served by Funding Source for Each Agency Type During FY2002

## COMMUNITY MENTAL HEALTH

	Total	Funding Source					
		Mental Health	Substance Abuse	Domestic Violence	Residential Care	Medicaid	Other
<b>Total</b>							
Unduplicated Count	34,977	28,037	2,068	0	73	9,074	6,979
<b>Sex</b>							
Female	18,944	15,000	828	0	35	5,682	3,648
Male	16,033	13,037	1,240	0	38	3,392	3,331
<b>Age</b>							
0-04	159	136	2	0	0	26	34
05-17	3,531	2,844	37	0	0	753	854
18-20	1,624	1,430	110	0	0	182	349
21-24	2,784	2,385	244	0	2	456	483
25-34	7,310	6,087	635	0	8	1,525	1,225
35-44	9,015	7,373	655	0	21	2,367	1,718
45-54	6,451	5,075	299	0	25	1,954	1,308
55-64	2,750	1,971	64	0	10	1,103	613
65-74	914	545	17	0	6	435	294
75-84	329	146	4	0	1	204	83
85+	110	45	1	0	0	69	18
<b>Race</b>							
White	27,785	22,440	1,527	0	49	7,091	5,565
Black	3,328	2,591	152	0	15	1,067	611
Native American	2,356	1,760	309	0	3	593	454
Hispanic	693	581	32	0	2	112	164
Asian	202	162	6	0	1	42	64
Two or More Races	1,009	833	43	0	3	198	126
Unknown	1	1	0	0	0	0	0
<b>Presenting Problem/Diagnosis</b>							
Alcohol Abuse	1,480	1,074	371	0	0	133	397
Developmental Disorder	1,685	1,363	24	0	2	361	390
Mood Disorder	17,276	14,550	572	0	21	3,985	2,932
Non Alcohol/Drug Related Or	295	205	1	0	0	127	68
Other Non-Psychotic	5,089	4,201	105	0	1	1,057	933
Other Psychotic	3,693	2,983	71	0	13	1,300	815
Personality Disorder	167	141	9	0	0	41	13
Schizophrenia	3,868	2,743	69	0	36	1,900	821
Social Conditions	484	430	7	0	0	56	58
Substance Related	2,352	1,523	843	0	0	215	566
Deferred/No Diagnosis	1	1	0	0	0	0	0
<b>County of Residence</b>							
Adair	460	238	146	0	0	76	196
Alfalfa	95	77	0	0	0	17	74
Atoka	114	85	0	0	0	38	46
Beaver	35	28	0	0	0	8	29
Beckham	285	212	12	0	0	111	10
Blaine	144	123	1	0	0	39	9
Bryan	481	389	20	0	0	136	13
Caddo	256	163	4	0	0	87	159
Canadian	785	688	44	0	0	110	3
Carter	422	303	78	0	0	133	10
Cherokee	566	332	161	0	0	117	243
Choctaw	148	113	6	0	0	59	52

Notes: Information in this table is based on data reported to DMHSAS as of 07/01/2002. The same client may be counted in more than one category, e.g., clients can receive services under more than one contract source, in more than one "County of Residence," or may have multiple "Other Indicators." Please see Definition page for other considerations.

## Oklahoma Department of Mental Health and Substance Abuse Services

## Counts of Admitted Clients Served by Funding Source for Each Agency Type During FY2002

## COMMUNITY MENTAL HEALTH

	Funding Source						
	Total	Mental Health	Substance Abuse	Domestic Violence	Residential Care	Medicaid	Other
Cimarron	32	30	0	0	0	5	25
Cleveland	1,469	1,302	16	0	0	535	437
Coal	59	47	6	0	0	15	16
Comanche	1,796	1,102	4	0	0	589	1,518
Cotton	65	42	2	0	0	19	43
Craig	364	204	1	0	0	220	1
Creek	571	537	4	0	0	90	25
Custer	291	243	28	0	0	111	9
Delaware	248	210	7	0	0	78	2
Dewey	65	51	0	0	0	6	39
Ellis	60	43	0	0	0	7	43
Garfield	729	597	0	0	0	146	101
Garvin	377	313	62	0	0	103	15
Grady	617	505	31	0	0	114	43
Grant	31	21	0	0	0	11	1
Greer	52	43	1	0	0	16	14
Harmon	27	16	0	0	0	7	16
Harper	75	44	1	0	0	16	60
Haskell	171	138	2	0	0	56	65
Hughes	215	118	51	0	0	56	83
Jackson	235	138	2	0	0	77	182
Jefferson	56	34	6	0	0	11	38
Johnston	244	163	14	0	0	110	3
Kay	726	521	101	0	0	222	17
Kingfisher	142	118	15	0	0	17	4
Kiowa	132	99	0	0	0	54	32
Latimer	130	96	0	0	0	42	47
LeFlore	440	367	3	0	0	121	208
Lincoln	272	227	11	0	0	82	9
Logan	300	282	3	0	0	25	16
Love	75	57	9	0	0	20	6
Major	155	114	0	0	0	40	110
Marshall	196	148	15	0	0	63	1
Mayes	489	373	8	0	0	194	11
McClain	182	147	3	0	1	61	48
McCurtain	349	240	1	0	0	181	152
McIntosh	192	164	5	0	2	63	17
Murray	211	145	31	0	0	70	0
Muskogee	1,282	1,093	134	0	35	280	42
Noble	86	66	1	0	0	29	4
Nowata	74	58	0	0	0	25	0
Okfuskee	230	193	0	0	0	94	5
Oklahoma	5,784	4,860	174	0	34	1,328	371
Okmulgee	488	448	3	0	1	133	20
Osage	209	167	8	0	0	47	0
Ottawa	260	211	2	0	0	98	1
Pawnee	114	88	0	0	0	40	4
Payne	556	436	5	0	0	198	44
Pittsburgh	808	631	1	0	0	267	309
Pontotoc	691	498	106	0	0	229	28
Pottawatomie	349	258	5	0	0	116	5
Pushmataha	137	109	5	0	0	31	49
Roger Mills	19	14	0	0	0	6	3

Notes: Information in this table is based on data reported to DMHSAS as of 07/01/2002. The same client may be counted in more than one category, e.g., clients can receive services under more than one contract source, in more than one "County of Residence," or may have multiple "Other Indicators." Please see Definition page for other considerations.

## Oklahoma Department of Mental Health and Substance Abuse Services

## Counts of Admitted Clients Served by Funding Source for Each Agency Type During FY2002

## COMMUNITY MENTAL HEALTH

	Funding Source						
	Total	Mental Health	Substance Abuse	Domestic Violence	Residential Care	Medicaid	Other
Rogers	393	352	2	0	0	62	0
Seminole	424	328	67	0	0	124	12
Sequoyah	504	399	77	0	0	158	210
Stephens	419	254	51	0	0	106	266
Texas	331	256	0	0	0	50	271
Tillman	62	50	0	0	0	17	44
Tulsa	4,906	4,631	348	0	0	588	51
Wagoner	522	367	154	0	0	161	165
Washington	550	412	0	0	0	223	1
Washita	106	75	6	0	0	51	1
Woods	245	198	0	0	0	31	191
Woodward	637	451	0	0	0	129	537
Out of State/Unknown	171	138	7	0	0	12	68
<b>Other Indicators</b>							
Any Alcohol/Drug Problem	11,503	9,358	1,863	0	17	1,918	1,964
Custody of DHS	368	237	5	0	0	130	98
Custody of DOC	509	283	209	0	1	47	89
Custody of OJA	96	64	2	0	0	36	29
Deaf and Hard Hearing	162	118	7	0	1	70	41
Dual Diagnosis	4,246	3,714	406	0	13	921	574
Homeless	1,740	1,644	75	0	7	188	116
Indigent	33,935	27,406	2,042	0	72	8,995	6,320
SED (6-17)	1,719	1,305	14	0	0	403	432
SMI	23,864	19,558	1,028	0	73	7,341	3,860

Notes: Information in this table is based on data reported to DMHSAS as of 07/01/2002. The same client may be counted in more than one category, e.g., clients can receive services under more than one contract source, in more than one "County of Residence," or may have multiple "Other Indicators." Please see Definition page for other considerations.

## Oklahoma Department of Mental Health and Substance Abuse Services

## Counts of Admitted Clients Served by Funding Source for Each Agency Type During FY2002

## SUBSTANCE ABUSE

	Total	Funding Source					
		Mental Health	Substance Abuse	Domestic Violence	Residential Care	Medicaid	Other
<b>Total</b>							
Unduplicated Count	15,806	32	15,641	146	0	0	50
<b>Sex</b>							
Female	6,146	21	6,039	106	0	0	5
Male	9,660	11	9,602	40	0	0	45
<b>Age</b>							
0-04	376	0	349	29	0	0	0
05-17	1,566	12	1,524	40	0	0	0
18-20	1,175	3	1,169	4	0	0	3
21-24	1,982	1	1,970	10	0	0	6
25-34	4,245	3	4,211	36	0	0	12
35-44	4,350	3	4,321	19	0	0	18
45-54	1,747	4	1,740	4	0	0	9
55-64	313	4	309	3	0	0	1
65-74	48	1	45	1	0	0	1
75-84	4	1	3	0	0	0	0
<b>Race</b>							
White	10,709	30	10,581	102	0	0	41
Black	2,287	0	2,284	7	0	0	2
Native American	1,801	1	1,787	16	0	0	6
Hispanic	442	0	442	1	0	0	0
Asian	57	1	55	1	0	0	0
Two or More Races	704	0	686	19	0	0	1
<b>Presenting Problem/Diagnosis</b>							
Alcohol Abuse	4,514	0	4,510	0	0	0	13
Developmental Disorder	14	6	8	0	0	0	0
Mood Disorder	43	6	39	0	0	0	0
Other Non-Psychotic	21	13	13	0	0	0	0
Other Psychotic	1	0	1	0	0	0	0
Personality Disorder	4	1	3	0	0	0	0
Schizophrenia	2	2	0	0	0	0	0
Social Conditions	1,164	4	1,038	139	0	0	0
Substance Related	10,336	0	10,319	7	0	0	37
Deferred/No Diagnosis	1	0	1	0	0	0	0
<b>County of Residence</b>							
Adair	31	0	20	12	0	0	0
Alfalfa	14	0	14	0	0	0	0
Atoka	196	0	196	1	0	0	24
Beaver	7	0	7	0	0	0	0
Beckham	228	0	228	0	0	0	0
Blaine	36	0	36	0	0	0	0
Bryan	149	0	143	6	0	0	0
Caddo	170	0	170	0	0	0	0
Canadian	140	0	140	0	0	0	0
Carter	103	0	103	0	0	0	0
Cherokee	92	0	92	0	0	0	0
Choctaw	124	0	124	0	0	0	0
Cimarron	4	0	4	0	0	0	0
Cleveland	928	0	923	0	0	0	7
Coal	85	0	84	2	0	0	0

Notes: Information in this table is based on data reported to DMHSAS as of 07/01/2002. The same client may be counted in more than one category, e.g., clients can receive services under more than one contract source, in more than one "County of Residence," or may have multiple "Other Indicators." Please see Definition page for other considerations.

## Oklahoma Department of Mental Health and Substance Abuse Services

## Counts of Admitted Clients Served by Funding Source for Each Agency Type During FY2002

## SUBSTANCE ABUSE

	Total	Funding Source					Other
		Mental Health	Substance Abuse	Domestic Violence	Residential Care	Medicaid	
Comanche	413	0	412	0	0	0	1
Cotton	8	0	8	0	0	0	0
Craig	84	0	84	0	0	0	0
Creek	241	0	241	0	0	0	0
Custer	80	0	80	0	0	0	0
Delaware	148	0	148	0	0	0	0
Dewey	16	0	16	0	0	0	0
Ellis	11	0	11	0	0	0	0
Garfield	108	0	108	0	0	0	0
Garvin	80	0	80	0	0	0	0
Grady	269	0	268	0	0	0	1
Grant	4	0	4	0	0	0	0
Greer	52	0	52	0	0	0	0
Harmon	7	0	7	0	0	0	0
Harper	5	0	5	0	0	0	0
Haskell	42	0	36	7	0	0	0
Hughes	52	0	52	0	0	0	0
Jackson	151	0	151	0	0	0	0
Jefferson	18	0	18	0	0	0	0
Johnston	24	0	24	0	0	0	0
Kay	147	0	147	0	0	0	0
Kingfisher	44	0	44	0	0	0	0
Kiowa	57	0	57	0	0	0	0
Latimer	77	0	76	1	0	0	0
LeFlore	243	0	236	7	0	0	0
Lincoln	67	0	67	0	0	0	0
Logan	172	0	172	0	0	0	0
Love	14	0	14	0	0	0	0
Major	13	0	13	0	0	0	0
Marshall	67	0	67	0	0	0	0
Mayes	242	0	242	0	0	0	0
McClain	95	0	95	0	0	0	1
McCurtain	342	0	339	3	0	0	0
McIntosh	97	0	97	2	0	0	0
Murray	12	0	12	0	0	0	0
Muskogee	225	0	222	3	0	0	0
Noble	52	0	52	0	0	0	0
Nowata	51	0	51	0	0	0	0
Okfuskee	59	0	59	0	0	0	0
Oklahoma	3,472	0	3,461	1	0	0	13
Okmulgee	148	0	142	6	0	0	0
Osage	224	21	207	0	0	0	0
Ottawa	129	0	129	0	0	0	0
Pawnee	121	11	113	0	0	0	0
Payne	461	0	461	0	0	0	0
Pittsburgh	337	0	280	70	0	0	0
Pontotoc	136	0	134	2	0	0	0
Pottawatomie	496	0	496	0	0	0	1
Pushmataha	78	0	78	1	0	0	0
Roger Mills	7	0	7	0	0	0	0
Rogers	352	0	352	0	0	0	0
Seminole	177	0	177	3	0	0	0
Sequoyah	44	0	44	0	0	0	0

Notes: Information in this table is based on data reported to DMHSAS as of 07/01/2002. The same client may be counted in more than one category, e.g., clients can receive services under more than one contract source, in more than one "County of Residence," or may have multiple "Other Indicators." Please see Definition page for other considerations.

## Oklahoma Department of Mental Health and Substance Abuse Services

## Counts of Admitted Clients Served by Funding Source for Each Agency Type During FY2002

## SUBSTANCE ABUSE

	Total	Funding Source					Other
		Mental Health	Substance Abuse	Domestic Violence	Residential Care	Medicaid	
Stephens	119	0	118	0	0	0	2
Texas	94	0	94	0	0	0	0
Tillman	22	0	22	0	0	0	0
Tulsa	2,846	0	2,840	6	0	0	0
Wagoner	158	0	158	0	0	0	0
Washington	391	0	390	1	0	0	0
Washita	49	0	49	0	0	0	0
Woods	11	0	11	0	0	0	0
Woodward	24	0	24	0	0	0	0
Out of State/Unknown	104	0	92	12	0	0	0
<b>Other Indicators</b>							
Any Alcohol/Drug Problem	14,683	1	14,664	9	0	0	50
Custody of DHS	294	1	293	2	0	0	0
Custody of DOC	1,698	1	1,698	0	0	0	24
Custody of OJA	113	0	113	0	0	0	0
Deaf and Hard Hearing	28	0	28	0	0	0	0
Dual Diagnosis	219	0	217	0	0	0	2
Homeless	940	0	904	38	0	0	0
Indigent	15,341	32	15,201	133	0	0	36
SED (6-17)	4	3	2	0	0	0	0
SMI	2,414	13	2,389	13	0	0	11

Notes: Information in this table is based on data reported to DMHSAS as of 07/01/2002. The same client may be counted in more than one category, e.g., clients can receive services under more than one contract source, in more than one "County of Residence," or may have multiple "Other Indicators." Please see Definition page for other considerations.

## Oklahoma Department of Mental Health and Substance Abuse Services

## Counts of Admitted Clients Served by Funding Source for Each Agency Type During FY2002

## DOMESTIC VIOLENCE AND SEXUAL ASSAULT

	Total	Funding Source					Other
		Mental Health	Substance Abuse	Domestic Violence	Residential Care	Medicaid	
<b>Total</b>							
Unduplicated Count	10,554	0	405	9,886	0	0	878
<b>Sex</b>							
Female	7,327	0	108	7,188	0	0	427
Male	3,227	0	297	2,698	0	0	451
<b>Age</b>							
0-04	1,254	0	12	1,212	0	0	66
05-17	1,727	0	10	1,699	0	0	38
18-20	563	0	24	532	0	0	42
21-24	1,158	0	65	1,052	0	0	130
25-34	2,742	0	151	2,514	0	0	291
35-44	2,140	0	109	1,976	0	0	219
45-54	778	0	28	722	0	0	75
55-64	152	0	6	143	0	0	13
65-74	28	0	0	24	0	0	4
75-84	8	0	0	8	0	0	0
85+	4	0	0	4	0	0	0
<b>Race</b>							
White	6,889	0	247	6,484	0	0	545
Black	1,083	0	47	1,008	0	0	68
Native American	1,233	0	64	1,149	0	0	115
Hispanic	625	0	31	581	0	0	31
Asian	78	0	1	75	0	0	4
Two or More Races	713	0	15	654	0	0	116
<b>Presenting Problem/Diagnosis</b>							
Alcohol Abuse	119	0	116	16	0	0	4
Developmental Disorder	13	0	0	13	0	0	1
Mood Disorder	40	0	0	40	0	0	0
Other Psychotic	6	0	0	6	0	0	2
Social Conditions	9,814	0	153	9,367	0	0	829
Substance Related	151	0	134	53	0	0	6
Unknown/Other	2	0	0	2	0	0	0
Deferred/No Diagnosis	418	0	2	397	0	0	37
<b>County of Residence</b>							
Adair	67	0	0	65	0	0	16
Alfalfa	5	0	0	5	0	0	0
Atoka	15	0	0	15	0	0	0
Beaver	3	0	0	3	0	0	0
Beckham	143	0	0	143	0	0	1
Blaine	97	0	1	96	0	0	0
Bryan	153	0	1	153	0	0	0
Caddo	121	0	0	121	0	0	0
Canadian	214	0	0	213	0	0	1
Carter	99	0	0	99	0	0	0
Cherokee	257	0	0	250	0	0	51
Choctaw	53	0	1	53	0	0	0
Cimarron	2	0	0	2	0	0	0
Cleveland	249	0	0	249	0	0	3
Coal	31	0	2	31	0	0	0
Comanche	421	0	1	420	0	0	2

Notes: Information in this table is based on data reported to DMHSAS as of 07/01/2002. The same client may be counted in more than one category, e.g., clients can receive services under more than one contract source, in more than one "County of Residence," or may have multiple "Other Indicators." Please see Definition page for other considerations.

## Oklahoma Department of Mental Health and Substance Abuse Services

## Counts of Admitted Clients Served by Funding Source for Each Agency Type During FY2002

## DOMESTIC VIOLENCE AND SEXUAL ASSAULT

	Funding Source						
	Total	Mental Health	Substance Abuse	Domestic Violence	Residential Care	Medicaid	Other
Cotton	4	0	0	4	0	0	0
Craig	27	0	0	27	0	0	0
Creek	64	0	12	40	0	0	15
Custer	155	0	0	155	0	0	1
Delaware	77	0	0	77	0	0	1
Dewey	11	0	0	11	0	0	1
Ellis	13	0	0	13	0	0	0
Garfield	510	0	19	492	0	0	0
Garvin	99	0	1	99	0	0	0
Grady	181	0	0	181	0	0	0
Grant	4	0	0	4	0	0	0
Greer	21	0	2	19	0	0	0
Harmon	19	0	0	19	0	0	0
Harper	5	0	0	5	0	0	0
Haskell	49	0	4	49	0	0	0
Hughes	26	0	0	26	0	0	1
Jackson	158	0	0	158	0	0	0
Jefferson	16	0	0	16	0	0	0
Johnston	25	0	3	24	0	0	0
Kay	284	0	0	284	0	0	1
Kingfisher	50	0	0	50	0	0	0
Kiowa	31	0	2	29	0	0	0
Latimer	7	0	3	5	0	0	0
LeFlore	163	0	0	163	0	0	1
Lincoln	36	0	0	33	0	0	12
Logan	43	0	3	38	0	0	9
Love	13	0	0	13	0	0	0
Major	13	0	0	13	0	0	0
Marshall	19	0	0	19	0	0	0
Mayes	93	0	0	91	0	0	6
McClain	24	0	0	24	0	0	0
McCurtain	303	0	0	303	0	0	1
McIntosh	17	0	1	17	0	0	1
Murray	22	0	1	21	0	0	3
Muskogee	176	0	25	175	0	0	2
Noble	14	0	0	12	0	0	7
Nowata	80	0	0	59	0	0	36
Okfuskee	21	0	0	19	0	0	2
Oklahoma	1,264	0	0	1,264	0	0	9
Okmulgee	154	0	5	143	0	0	14
Osage	54	0	1	47	0	0	8
Ottawa	98	0	0	95	0	0	4
Pawnee	24	0	1	20	0	0	9
Payne	313	0	0	243	0	0	218
Pittsburgh	51	0	1	51	0	0	0
Pontotoc	386	0	138	308	0	0	0
Pottawatomie	280	0	0	280	0	0	0
Pushmataha	37	0	0	37	0	0	0
Roger Mills	26	0	1	26	0	0	0
Rogers	216	0	1	212	0	0	3
Seminole	262	0	7	257	0	0	0
Sequoyah	60	0	0	50	0	0	25
Stephens	358	0	1	357	0	0	0

Notes: Information in this table is based on data reported to DMHSAS as of 07/01/2002. The same client may be counted in more than one category, e.g., clients can receive services under more than one contract source, in more than one "County of Residence," or may have multiple "Other Indicators." Please see Definition page for other considerations.



## Oklahoma Department of Mental Health and Substance Abuse Services

## Counts of Admitted Clients Served by Funding Source for Each Agency Type During FY2002

## DOMESTIC VIOLENCE AND SEXUAL ASSAULT

	Total	Funding Source					Other
		Mental Health	Substance Abuse	Domestic Violence	Residential Care	Medicaid	
Texas	141	0	0	140	0	0	1
Tillman	46	0	0	46	0	0	0
Tulsa	1,060	0	153	809	0	0	192
Wagoner	95	0	12	66	0	0	44
Washington	518	0	2	421	0	0	164
Washita	59	0	0	59	0	0	0
Woods	22	0	0	22	0	0	0
Woodward	64	0	0	64	0	0	2
Out of State/Unknown	333	0	0	330	0	0	13
<b>Other Indicators</b>							
Any Alcohol/Drug Problem	792	0	309	548	0	0	78
Custody of DHS	4	0	0	4	0	0	0
Custody of DOC	85	0	23	69	0	0	10
Deaf and Hard Hearing	15	0	0	15	0	0	0
Homeless	2,175	0	39	2,131	0	0	93
Indigent	9,497	0	377	8,940	0	0	720
SMI	1,132	0	71	1,070	0	0	93

Notes: Information in this table is based on data reported to DMHSAS as of 07/01/2002. The same client may be counted in more than one category, e.g., clients can receive services under more than one contract source, in more than one "County of Residence," or may have multiple "Other Indicators." Please see Definition page for other considerations.

## Oklahoma Department of Mental Health and Substance Abuse Services

## Counts of Admitted Clients Served by Funding Source for Each Agency Type During FY2002

## RESIDENTIAL CARE

	Total	Funding Source					
		Mental Health	Substance Abuse	Domestic Violence	Residential Care	Medicaid	Other
<b>Total</b>							
Unduplicated Count	1,465	29	0	0	1,449	0	0
<b>Sex</b>							
Female	539	15	0	0	531	0	0
Male	926	14	0	0	918	0	0
<b>Age</b>							
18-20	21	0	0	0	21	0	0
21-24	58	0	0	0	58	0	0
25-34	207	4	0	0	206	0	0
35-44	405	9	0	0	400	0	0
45-54	432	11	0	0	425	0	0
55-64	241	5	0	0	238	0	0
65-74	76	0	0	0	76	0	0
75-84	25	0	0	0	25	0	0
<b>Race</b>							
White	1,144	18	0	0	1,135	0	0
Black	219	6	0	0	216	0	0
Native American	75	2	0	0	73	0	0
Hispanic	9	1	0	0	9	0	0
Asian	4	1	0	0	3	0	0
Two or More Races	29	1	0	0	28	0	0
<b>Presenting Problem/Diagnosis</b>							
Alcohol Abuse	25	1	0	0	24	0	0
Developmental Disorder	238	9	0	0	232	0	0
Mood Disorder	336	0	0	0	336	0	0
Other Psychotic	686	1	0	0	685	0	0
Schizophrenia	14	0	0	0	14	0	0
Social Conditions	180	16	0	0	170	0	0
Substance Related	17	0	0	0	17	0	0
Unknown/Other	11	0	0	0	11	0	0
Deferred/No Diagnosis	39	2	0	0	38	0	0
<b>County of Residence</b>							
Adair	60	0	0	0	60	0	0
Atoka	1	0	0	0	1	0	0
Bryan	2	0	0	0	2	0	0
Canadian	42	0	0	0	42	0	0
Carter	2	0	0	0	2	0	0
Cherokee	176	0	0	0	176	0	0
Choctaw	5	0	0	0	5	0	0
Cleveland	52	0	0	0	52	0	0
Coal	2	0	0	0	2	0	0
Comanche	79	29	0	0	61	0	0
Cotton	1	0	0	0	1	0	0
Craig	182	0	0	0	182	0	0
Creek	8	0	0	0	8	0	0
Custer	2	0	0	0	2	0	0
Delaware	9	0	0	0	9	0	0
Garfield	1	0	0	0	1	0	0
Grady	4	0	0	0	4	0	0
Grant	1	0	0	0	1	0	0

Notes: Information in this table is based on data reported to DMHSAS as of 07/01/2002. The same client may be counted in more than one category, e.g., clients can receive services under more than one contract source, in more than one "County of Residence," or may have multiple "Other Indicators." Please see Definition page for other considerations.

## Oklahoma Department of Mental Health and Substance Abuse Services

## Counts of Admitted Clients Served by Funding Source for Each Agency Type During FY2002

## RESIDENTIAL CARE

	Total	Funding Source					Other
		Mental Health	Substance Abuse	Domestic Violence	Residential Care	Medicaid	
Haskell	8	0	0	0	8	0	0
Jackson	1	0	0	0	1	0	0
LeFlore	35	0	0	0	35	0	0
Lincoln	74	0	0	0	74	0	0
Mayes	148	0	0	0	148	0	0
McCurtain	13	0	0	0	13	0	0
McIntosh	69	0	0	0	69	0	0
Murray	4	0	0	0	4	0	0
Muskogee	21	0	0	0	21	0	0
Noble	5	0	0	0	5	0	0
Nowata	1	0	0	0	1	0	0
Okfuskee	180	0	0	0	180	0	0
Oklahoma	73	0	0	0	73	0	0
Okmulgee	11	0	0	0	11	0	0
Osage	2	0	0	0	2	0	0
Ottawa	12	0	0	0	12	0	0
Pawnee	1	0	0	0	1	0	0
Payne	2	0	0	0	2	0	0
Pittsburgh	26	0	0	0	26	0	0
Pontotoc	37	0	0	0	37	0	0
Pushmataha	2	0	0	0	2	0	0
Rogers	47	0	0	0	47	0	0
Seminole	1	0	0	0	1	0	0
Sequoyah	36	0	0	0	36	0	0
Stephens	16	0	0	0	16	0	0
Tulsa	71	0	0	0	71	0	0
Wagoner	26	0	0	0	26	0	0
Washington	1	0	0	0	1	0	0
Woodward	3	0	0	0	3	0	0
Out of State/Unknown	10	0	0	0	10	0	0
<b>Other Indicators</b>							
Any Alcohol/Drug Problem	88	1	0	0	87	0	0
Custody of DHS	1	0	0	0	1	0	0
Custody of DOC	41	0	0	0	41	0	0
Custody of OJA	1	0	0	0	1	0	0
Deaf and Hard Hearing	5	0	0	0	5	0	0
Homeless	38	0	0	0	38	0	0
Indigent	1,427	29	0	0	1,411	0	0
SMI	1,460	29	0	0	1,444	0	0

Notes: Information in this table is based on data reported to DMHSAS as of 07/01/2002. The same client may be counted in more than one category, e.g., clients can receive services under more than one contract source, in more than one "County of Residence," or may have multiple "Other Indicators." Please see Definition page for other considerations.

## Oklahoma Department of Mental Health and Substance Abuse Services

## Counts of Admitted Clients Served by Funding Source for Each Agency Type During FY2002

## OTHER

	Total	Funding Source					Other
		Mental Health	Substance Abuse	Domestic Violence	Residential Care	Medicaid	
<b>Total</b>							
Unduplicated Count	970	824	146	0	0	0	0
<b>Sex</b>							
Female	522	386	136	0	0	0	0
Male	448	438	10	0	0	0	0
<b>Age</b>							
0-04	7	7	0	0	0	0	0
05-17	40	40	0	0	0	0	0
18-20	42	27	15	0	0	0	0
21-24	86	51	35	0	0	0	0
25-34	230	163	67	0	0	0	0
35-44	316	291	25	0	0	0	0
45-54	197	194	3	0	0	0	0
55-64	43	42	1	0	0	0	0
65-74	9	9	0	0	0	0	0
<b>Race</b>							
White	717	629	88	0	0	0	0
Black	109	102	7	0	0	0	0
Native American	88	47	41	0	0	0	0
Hispanic	13	12	1	0	0	0	0
Asian	5	5	0	0	0	0	0
Two or More Races	40	31	9	0	0	0	0
<b>Presenting Problem/Diagnosis</b>							
Alcohol Abuse	76	2	74	0	0	0	0
Developmental Disorder	1	1	0	0	0	0	0
Mood Disorder	231	229	2	0	0	0	0
Other Non-Psychotic	1	0	1	0	0	0	0
Other Psychotic	337	337	0	0	0	0	0
Personality Disorder	1	1	0	0	0	0	0
Schizophrenia	6	6	0	0	0	0	0
Social Conditions	255	255	0	0	0	0	0
Substance Related	71	2	69	0	0	0	0
Deferred/No Diagnosis	4	4	0	0	0	0	0
<b>County of Residence</b>							
Adair	8	0	8	0	0	0	0
Canadian	7	7	0	0	0	0	0
Cherokee	15	0	15	0	0	0	0
Cleveland	232	231	1	0	0	0	0
Creek	4	4	0	0	0	0	0
Delaware	19	0	19	0	0	0	0
Garvin	1	1	0	0	0	0	0
Grady	4	4	0	0	0	0	0
Harper	1	1	0	0	0	0	0
Kingfisher	2	2	0	0	0	0	0
Lincoln	8	8	0	0	0	0	0
Logan	2	2	0	0	0	0	0
Mayes	49	0	49	0	0	0	0
McClain	10	10	0	0	0	0	0
Noble	4	4	0	0	0	0	0
Oklahoma	32	32	0	0	0	0	0

Notes: Information in this table is based on data reported to DMHSAS as of 07/01/2002. The same client may be counted in more than one category, e.g., clients can receive services under more than one contract source, in more than one "County of Residence," or may have multiple "Other Indicators." Please see Definition page for other considerations.

## Oklahoma Department of Mental Health and Substance Abuse Services

## Counts of Admitted Clients Served by Funding Source for Each Agency Type During FY2002

**OTHER**

	Total	Funding Source					Other
		Mental Health	Substance Abuse	Domestic Violence	Residential Care	Medicaid	
Okmulgee	29	0	29	0	0	0	0
Osage	2	1	1	0	0	0	0
Ottawa	5	0	5	0	0	0	0
Payne	52	52	0	0	0	0	0
Pottawatomie	7	7	0	0	0	0	0
Sequoyah	19	0	19	0	0	0	0
Tulsa	450	450	0	0	0	0	0
Wagoner	3	3	0	0	0	0	0
Washington	1	1	0	0	0	0	0
Out of State/Unknown	5	5	0	0	0	0	0
<b>Other Indicators</b>							
Any Alcohol/Drug Problem	235	89	146	0	0	0	0
Custody of DOC	11	9	2	0	0	0	0
Dual Diagnosis	17	9	8	0	0	0	0
Homeless	303	297	6	0	0	0	0
Indigent	871	725	146	0	0	0	0
SMI	615	571	44	0	0	0	0

Notes: Information in this table is based on data reported to DMHSAS as of 07/01/2002. The same client may be counted in more than one category, e.g., clients can receive services under more than one contract source, in more than one "County of Residence," or may have multiple "Other Indicators." Please see Definition page for other considerations.

# Definitions of Terms and Categorization Variables

---

The following are definitions of terms and categorization variables used in this Data Book report.

## **Admitted Clients Served**

Admitted Clients Served had an admission transaction in the ICIS before or during the report year and had received a service during the year. For this section, they are counted only once in the total for each level of aggregation. This is called an unduplicated count.

## **Age**

Client age is computed using the client's age at the middle of the fiscal year.

## **Contacts**

Individuals are counted as contacts when they call or visit an agency, but are not admitted.

## **Funding Source**

Funding Source helps identify the payment source of services. Frequently, clients receive services under multiple funding sources. The funding source categories for this report were Mental Health, Substance Abuse, Domestic Violence, Residential Care, Medicaid, and Other.

## **ICIS**

The Oklahoma Department of Mental Health and Substance Abuse Services maintains an agency-wide database, the Integrated Client Information System (ICIS), to which all Department-funded services and transactions are reported. The ICIS contains demographic and service information about clients and agencies.

## **List of Agencies by Type**

The following is a list of agencies by type that provided data during the Fiscal Year 2002:

**AGENCY TYPE****AGENCY NAME**

---

**Community Mental Health**

ASSOCIATED CENTERS FOR THERAPY, INC.  
BILL WILLIS MENTAL HEALTH  
CARL ALBERT C.M.H.C.  
CENTRAL OKLAHOMA CMHC  
CHISHOLM TRAIL COUNSELING SVS  
COMMUNITY COUNSELING CENTER  
CREEKS MENTAL HEALTH SERVICES  
EDWIN FAIR CMHC  
FAMILY & CHILDREN'S SERVICES  
GRAND LAKE M.H.C.  
GREEN COUNTRY BEHAVIORAL HEALTH SERVICES, INC.  
HOPE COMMUNITY SERVICES, INC.  
JIM TALIAFERRO CMHC  
M.H. SERVICES OF SOUTHERN OKLAHOMA  
NORTH CARE CENTER  
OKLAHOMA COUNTY CRISIS INTERVENTION CENTER  
PARKSIDE, INC.  
RED ROCK BEHAVIORAL HEALTH SVC  
RED ROCK WEST  
TULSA CRISIS INTERVENTION CENTER  
WAGONER COMMUNITY HOSPITAL-BILL WILLIS  
WAGONER HOSPITAL - CRISIS UNIT  
WESTERN STATE PSYCHIATRIC CTR  
WHEATLAND MH CTR, INC.

**Domestic Violence and Sexual Assault**

ACMI HOUSE INC  
ACTION ASSOCIATES, INC.  
CALL RAPE INC.  
COMMUNITY CRISIS CENTER, INC.  
CRISIS CONTROL CENTER  
D.V. PROGRAM OF N. CENTRAL OKLAHOMA  
DOMESTIC VIOL INTERVEN  
FAMILY CRISIS & COUNSELING CTR  
FAMILY CRISIS CTR, INC.  
FAMILY RESOURCE CENTER  
FAMILY SHELTER  
HELP-IN-CRISIS, INC.  
KIBOIS WOMEN'S SHELTER  
N.W. DOMESTIC CRISIS SERVICES  
NEW DIRECTIONS, INC.  
OKMULGEE CO FAMILY RESC CENTER  
PROJECT SAFE, INC.  
ROGERS CO COMMUNITY SERVICES  
S.O.S. FOR FAMILIES  
STEPHENS CO. VOL. FOR CRISIS,I

**AGENCY TYPE****AGENCY NAME**

---

STILLWATER DOM/VIOLENT SERVICES  
TULSA SEXUAL ASSAULT NURSE EN  
WOMEN IN SAFE HOMES, INC.  
WOMEN'S CRISIS SERVICES  
WOMEN'S SVC/FAM RESOURCE CTR  
WOMEN'S RESOURCE CENTER  
YWCA CRISIS CENTER  
YWCA OF OKC CRISIS SERVICES

**Hospitals**

EASTERN STATE HOSPITAL  
GRIFFIN MEMORIAL HOSPITAL  
OKLAHOMA BEHAVIORAL HEALTH SERVICES  
OKLAHOMA YOUTH CENTER

**Other Agencies**

CENTER FOR CHILDREN & FAMILIES  
CROSSROADS INCORPORATED  
DIVORCE VISITATION ARBITRATION  
PEOPLE INCORPORATED  
SAFE HAVEN  
THUNDERBIRD CLUBHOUSE  
TRANSITION HOUSE INC.  
TULSA METROPOLITAN MINISTRY

**Residential Care**

ADA RESIDENTIAL CARE  
BOLEY RESIDENTIAL CARE HOME  
BOLEY RESIDENTIAL CARE HOME II  
CLETA'S COTTAGE  
COPP'S RESIDENTIAL CARE, INC.  
COUNTRY LANE RESIDENTIAL CARE HOME  
DON MENTZER FACILITY  
DOW RESIDENTIAL CARE HOME  
DUNCAN COMMUNITY RESIDENCE INC  
EDNA LEE'S RESIDENTIAL CARE  
EL RENO RESIDENTIAL CARE HOME  
FAIR OAKS  
GREEN ACRES  
HAV-TAPINC DBA, THE HARBOR  
HIGH CEDAR RESIDENTIAL CARE  
LAKE FRANCIS RES. CARE, LLC  
LAKE FRANCIS RETIREMENT CENTER  
LARI'S RESIDENTIAL CARE, LLC  
MEADOW BROOK RESCARE  
MILLER COZY HOME, INC.  
NEW BEGINNING  
NORTH FORK RESIDENTIAL CARE



**AGENCY TYPE****AGENCY NAME**

---

ORCHARD GROVE  
PADEN RESIDENTIAL CARE  
PRAGUE ASSISTED LIVING CENTER  
RAMBLING ROSE RESIDENTIAL CARE  
SANTE FE RESIDENTIAL CARE  
SHERRY'S OLD FASHION ROOM AND BOARD  
SOUTHWEST RETIREMENT HOME, INC  
SUGAR MOUNTAIN RETREAT  
SUNNY ACRES BOARDING MANOR INC  
SUNNY ACRES RESIDENTIAL CARE

**Substance Abuse**

A BETTER CHANCE  
ADA AREA CHEMICAL DEP. CTR  
ALPHA II, INC.  
ALTERNATIVEWORKS  
BRIDGEWAY  
CAA TURNING POINT  
CARE FOR CHANGE INC.  
CITIZEN POTOWATOMI NATION  
COMMUNITY ALCOHOLISM SERVICES  
COMMUNITY CHILDREN'S SHELTER  
COMMUNITY DEVELOPMENT SUPPORT ASSOCIATION  
COPE, INC.  
COUNSELING CENTER OF S.E. OKLAHOMA  
DRUG RECOVERY, INC.  
EAGLE RIDGE INSTITUTE  
EDMOND FAMILY SERVICES, INC.  
GATEWAY TO PREVENTION/RECOVERY  
GREAT PLAINS YOUTH & FAMILY SERVICES, INC.  
HOMINY HEALTH SRVCS CTR INC.  
HOUSE OF HOPE INC  
HUMAN SKILLS & RESOURCES  
INDIAN HEALTH CARE RESRCE CTR  
KIAMICHI COUNCIL ON ALCOHOLISM  
LATINO COMMUNITY DEV. AGENCY  
LEFLORE CO. YOUTH/FAMILY SERVICES, INC.  
LIFE IMPROVEMENT CENTER  
LOGAN COUNTY YOUTH & FAMILY SERVICES, INC.  
MARIE DETTY YOUTH SVC CTR  
METRO TULSA SUBSTANCE ABUSE SERVICE  
MONARCH, INC.  
MOORE ALC/DRUG CTR  
MUSKOGEE COUNTY COUNCIL OF YOUTH SERVICES  
N.E. OK COUNCIL ON ALCOHOLISM  
NATIVE AMERICAN CENTER OF RECOVERY  
NEW DIRECTIONS

**AGENCY TYPE****AGENCY NAME**

---

NEW HOPE OF MANGUM  
NORMAN AL/DRUG TREATMENT CTR  
NORMAN ALCOHOL INFORMATION CTR  
NW SUBSTANCE TREATMENT CNTR  
OPPORTUNITIES, INC., CDTC  
PAYNE CO COUNSELING SVC, INC.  
PAYNE COUNTY DRUG COURT, INC.  
RIVERSIDE COUNSELING  
ROADBACK, INC.  
ROGERS COUNTY DRUG ABUSE  
S.W. YOUTH & FAMILY SERVICES  
SECOND CHANCE CDU  
STARTING POINT II, INC.  
STREET SCHOOL INC  
THE BROWN SCHOOLS OF OKLAHOMA, INC  
THE LASTSTOP  
THE NEXT STEP NETWORK, INC.  
THE OAKS REHAB. SERVICES CTR  
THE REFERRAL CENTER  
TOTAL LIFE COUNSELING  
TRI-CITY YOUTH & FAMILY CENTER  
TRI-CITY SUBSTANCE ABUSE CTR  
TURNING POINT  
TWELVE & TWELVE, INC  
VINITA AL/DG TREATMENT CTR

**ODMHSAS**

Refers to the Oklahoma Department of Mental Health and Substance Abuse Services.

**Other Indicators**

There are several groups of clients that are of special interest because they have special treatment needs, state or federal requirements regarding their placement or the services they receive, or because they are part of a priority population. The definitions of these groups and criteria for their selection are provided below:

- **Custody of DHS**

The client, 18 years of age or younger, is in the custody of the Department of Human Services.

- **Custody of DOC**

The client is in the custody of the Department of Corrections. Clients under house arrest, electronic monitoring, or in prison are all considered to be in the custody of DOC. Clients on probation or parole are not.

- **Custody of OJA**

The client, 18 years of age or younger, is in the custody of the Office of Juvenile Affairs.

- **Deaf and Hearing Impaired**

Clients who are deaf, hard of hearing, or indicated the need for an interpreter for the deaf were grouped to form the Deaf and Hearing Impaired category.

- **Homeless**

A homeless person under ICIS criteria is a person who: (a) lacks a fixed, regular and adequate night time residence AND (b) has a primary night time residence that is a supervised publicly or privately operated shelter designed to provide temporary living accommodations including welfare hotels, congregate shelters, halfway houses, and transitional housing for the mentally ill; or an institution that provides a temporary residence for individuals intended to be institutionalized; or a public or private place not designed for, or ordinarily used as, a regular sleeping accommodation for human beings, not limited to people living on the streets. Individuals are considered homeless if they have lost their permanent residence, and are temporarily living in a shelter to avoid being on the street. Prisoners being released or in the custody of a correctional facility are not considered homeless at the time of admission for treatment. The definition also excludes persons in a hospital, residential care facility, commercial hotel/motel, supervised apartment, or living with parent/other relative (even if only temporarily). The definition does include domestic violence and sexual assault shelters, as the persons have fled a residence that is not adequate (i.e., not safe).

- **Legal Status**

Legal Status has three categories; Voluntary, Civil Involuntary, and Criminal Involuntary. The categories of legal status (with ICIS codes) are as follows:

**Voluntary.** These clients enter treatment voluntarily and are coded Voluntary Admission (01), Court Voluntary (02), Informal Admission (16), or Other (18).

**Civil Involuntary.** These clients are required by the court system to receive services, even though they may be reluctant. They are coded Court Commitment (03), Order of Detention (06), Juvenile Court Order (07), Transfer – Other Legal Entity (08), Court Ordered Juveniles in Need of Treatment, DHS given custody (10), Court Ordered Juveniles in Need of Treatment Parental Custody Retained (11), Emergency Detention (12), Continued Court Detention (13), 28-Day Court Commitment (14), or Protective Custody (17).

**Criminal Involuntary.** These clients are required to receive services because they have been accused of or have committed a crime. Codes include the following; Incompetent to Stand Trial (04), Not Guilty by Reason of Insanity (05), Court Order for Observation and Evaluation (09), Court Referred DUI Clients (15), Criminal Hold (20), or Court Commit with Hold (21).

- **Adults with Serious Mental Illness (SMI)**

SMI denotes clients who have been identified **at any time** as having a serious mental illness using the formal ODMHSAS definition. According to this definition, an Adult with a Serious Mental Illness must be an individual 18 years of age or older.

- **Children with a Serious Emotional Disturbance (SED)**

SED refers to children who meet departmental criteria for having a Serious Emotional Disturbance.

- **Any Alcohol/Drug Problem**

A substance abuse client is one who has one or more DSM-IV Axis I primary, secondary or tertiary diagnoses from categories 1.a. or 1.b. (in the Dual Diagnosis definition below) or one or more ICIS Substance Abuse Related Problems (710-731, 741-743). Clients identified only as co-dependents are not identified as substance abusers.

- **Dual Diagnosis Client**

A dual diagnosis client is one who meets the criteria for having a substance abuse diagnosis from categories 1.a. or 1.b. below and meets the criteria for a mental illness based on one or more DSM-IV Axis II primary, secondary, or tertiary diagnoses from categories 2.a. through 2.e. below.

1.a. Psychoactive Substance Induced Organic Disorders: 291.0-291.8, 292.0-292.83, 292.89-282.99

- b. Psychoactive Substance Use Disorders: 303.0-305.99.
- 2.a. Schizophrenia: 295.10, 295.20, 295.30, 295.40, 295.60, 295.70, 295.90
- b. Delusional (Paranoid) Disorder: 297.1
- c. Other Psychotic Disorders: 295.40, 295.70, 297.3, 298.8, 298.9, 297.1, 297.3
- d. Mood Disorders: 296.20-296.7
- e. Borderline Personality Disorder: 301.83

▪ **Indigent**

A person whose applicable income falls at or below 200% of the Federal Poverty Level is considered indigent. To determine whether the client was indigent, the household gross annual income must have been reported. The ODMHSAS eligibility criteria for indigence are based on the weighted average poverty thresholds provided annually by the U. S. Department of Commerce. The following table presents the threshold levels for FY02.

**Oklahoma Department of Mental Health and Substance Abuse Services  
Eligibility Criteria  
Indigence Threshold  
(200% of Federal Poverty Guideline)**

Number of Persons in Household	Household Gross Annual Income
1	\$17,180
2	\$23,220
3	\$29,260
4	\$35,300
5	\$41,340
6	\$47,380
7	\$53,420
8	\$59,460
9 or more	Add \$ 6,040 to \$59,460 for each additional person

## Presenting Problem/Diagnosis

Categories for this variable are based on the DSM-IV primary diagnosis or primary presenting problem. If the admitting agency has clinicians qualified to make a diagnosis, the diagnosis is used, otherwise, a presenting problem is used to define a client's category.

Categories	Codes
<b>Developmental Disorders</b>	
DSM-IV Codes:	302.5-302.69, 302.85, 307-307.39, 307.5-307.99, 309.21, 312-312.29, 312.9-313.21, 313.81-313.89, 314-314.99, 315-319.99, 299-299.99
Presenting Problems:	210, 240
<b>Non Alcohol/Drug Related Organic</b>	
DSM-IV Codes:	290-290.99, 293-293.83, 294-294.80, 310-310.10
<b>Alcohol Abuse</b>	
DSM-IV Codes:	291-291.99, 293.9, 303-303.99, 305-305.02
Presenting Problems:	741, 710, 711
<b>Other Substance Abuse</b>	
DSM-IV Codes:	305.1-305.99, 292-292.99, 304-304.99
Presenting Problems:	742, 743, 744, 720-731
<b>Schizophrenia</b>	
DSM-IV Codes:	295 (excluding 295.4, 295.7)
<b>Other Psychotic</b>	
DSM-IV Codes:	297-298.9, 295.40, 294.9, 295.70
Presenting Problems:	510-530, 650
<b>Mood Disorders</b>	
DSM-IV Codes:	296-296.99 301.13, 300.4-300.49, 293.89, 311-311.99
Presenting Problems:	500-503

Categories	Codes
<b>Other Non-Psychotic</b>	
DSM-IV Codes:	300-300.39, 300.6-300.99, 302-302.49, 302.7-302.84, 302.89-302.99, 307-4-307.49, 307.8, 312.8, 308.3-309.19, 309.23-309.99, 312.3, 316-316.99, 780.50
<b>Personality Disorders</b>	
DSM-IV Codes:	301-301.9
<b>Social Conditions</b>	
DSM-IV Codes:	V40.00-V40.60, V61-V71.02, 955.5-995.81
Presenting Problems:	740, 450, 620-632, 311-420
<b>Deferred/No Diagnosis</b>	
DSM-IV Codes:	799.9-799.90, V71.09
Presenting Problems:	110, 130

## Race

Clients who selected more than one category from the choices below, indicating their race, are grouped in the Two or More Races category. The Unknown category was utilized to group Clients who made no selection from the choices below indicating their race.

The following groupings are used for reporting race:

- White
- Black
- Native American
- Hispanic
- Asian
- Two or More Races
- Unknown

## Units of Service: Day and Hourly

The time provider agency staff spend delivering services to or for service recipients is reported in days, parts of days or minutes (summed to hours). Following is a list of codes and descriptions for services funded by DMHSAS in FY02.

Services	Category	Code	Description
Day	Crisis Stabilization	002E	Crisis Stabilization
	Detoxification	002B	Detoxification
		001B	Medical Detoxification
		002C	Non-medical Detoxification (social)
		002K	Non-medical Detoxification
	Housing	003M	Dependent Children Of Substance Abuse in Halfway House
		003N	Dependent Children Of Substance Abuse In Residential Treatment
		003G	Domestic Violence Residential Shelter For Primary Victims
		003H	Domestic Violence Residential Shelter For Dependents
		003P	Enhanced Residential Care
		004E	Family Self Sufficiency Program
		003B	Halfway House
		003A	Halfway House Services for Pregnant and Postpartum Women
		003S	Halfway House Services for Women with Dependent Children
		003T	Halfway House Service for Dually Diagnosed
		003Y	Halfway House Services for Adolescents
		003C	Independent Living Training Program
		003V	Permanent Congregate Housing with Onsite Support
		003Z	Permanent Congregate House
		003K	Residential Care
		003Q	Safe Haven
		003I	Short-term Emergency Shelter
		003F	Sponsored Family Program
		003J	Sponsored Housing Program
		003E	Supervised Housing
	003R	Transitional Living	
	Inpatient	001D	Acute Inpatient
		001C	Acute Medical Care
		001A	Intermediate Inpatient
	Residential Treatment	002Q	Enhanced Residential Treatment - Mental Health
		002N	Intensive Residential Substance Abuse Treatment
		002R	Intensive Residential Treatment
		002P	Intensive Residential Treatment - Mental Health
		002A	Residential Treatment (Substance Abuse & Mental Health)



<b>Services</b>	<b>Category</b>	<b>Code</b>	<b>Description</b>
		002G	Residential Treatment for Adolescents
		002H	Residential Treatment for Women with Dependent Children
		002J	Residential Treatment Dually Diagnosed
		002S	Residential Treatment
		002M	Services to Dependent Children of Substance Abuse Clients in Residential Treatment
<b>Hourly</b>			
	Evaluation/Assessment		
		106	Clinical Testing
		100	Competency Evaluation
		102	Court Related Evaluation
		309	Drug Screening
		104	DUI Assessment
		110	Evaluation and Assessment
		101	Evaluation/assessment
		107	Group Assessment
		138	Institution Based SA Screening
		105	Referral
		300	Treatment Plan Review
		400	Treatment Planning
	Counseling		
		590	Divorce Visitation Arbitration Services
		132	Family/marital
		137	Family/Marital Counseling (Mental Health Professional)
		131	Group Counseling
		136	Group Counseling (Mental Health Professional)
		135	Individual Counseling (Mental Health Professional)
		130	Individual Counseling
		241	Peer Counseling
		249	Staff Time Providing Support Group Service (Project Heartland)
	Crisis Intervention		
		133	Crisis Intervention Counseling
		134	Crisis Intervention Telephone
		120	Emergency/Crisis (face/face)
		121	Emergency/Crisis (telephone)
		123	Mobile Crisis Service
	Case Management		
		212	Case Management
		225	Case Management
		226	Case Management
		852	Case Management & Home-based Travel
		204	Client Advocacy
		207	Home-based Services
		213	Intensive Case Management

<b>Services</b>	<b>Category</b>	<b>Code</b>	<b>Description</b>
	Physician/Lab Services	301	Laboratory
		305	Medical Review
		308	Medication Delivery
		304	Pharmacological Management
	Other Day Services	004C	Day School/6 Hours
		434	Intensive Outpatient Services- Group
		433	Intensive Outpatient Services- Individual
	Other Outpatient Services	214	Assertive Community Treatment
		500	Consultation
		109	Court Related Services
		210	Disaster Support Service
		501	Education
		190	Gate-keeping
		191	Gate-keeping Extension
		565	Institution-based Substance Abuse Treatment
		571	PACT Client Support
		252	PACT Timeline Development
		506	Sexual Assault Nurse Examiner (SANE) Training
		504	System Support
		503	Training
		505	Treatment Team Meeting
	Outreach	551	Community Outreach
		553	Community Outreach to Children
		552	Intensive Outreach to Children
		550	Outreach
		561	Prevention Type Activities
		560	Substance Abuse Early Intervention
	Rehabilitation	203	Client Education
		242	Consumer Drop-in Center
		430	Day Treatment Hourly
		217	Group Rehabilitative Treatment
		216	Individual Rehab Treatment
		431	Psycho-social Hourly
		205	Resource Skills Development
		251	Resource Skills Development by Peers
		224	Substance Abuse Dx\Prob-Related Education (Family)
		219	Substance Abuse Dx\Prob-Related Education (Group)
		218	Substance Abuse Dx\Prob-Related Education (Individual)
		211	Substance Abuse Dx\Prob-Related Education
		202	Socialization

<b>Services</b>	<b>Category</b>	<b>Code</b>	<b>Description</b>
	Vocational	243	Employment Training
		570	Job Retention Support
		245	Pre-vocational
		244	Vocational Training

**Various Categories:**

In response to many special report requests in past years, the special reports table was generated to address the majority of those requests.

## **Description of Sections and Tables**

---

The Data Book consists of two sections. The first section displays Counts of Admitted Clients Served by Funding Source for Sex, Age, Race, Presenting Problem/Diagnosis, County of Residence, and Other Indicators. The second section presents Counts of Day and Hourly Units of Service by Funding Source for Admitted Clients and Contacts. Each section contains six tables presenting data for 1) Statewide Total, 2) Agency, 3) Agency Type, 4) Count of Residence, 5) Planning Area, and 6) Various Categories.

### **Section One: Admitted Clients Served by Funding Source**

Admitted Clients Served are clients who have an admission transaction in the ICIS before or during the report year and had received a service during the report year. For this section, they are counted only once in the total for each level of aggregation or category in which they appear. This is called an unduplicated count. For example, a client may receive services at one hospital and then receive services at another hospital in the same year. This client would be counted twice (once at each hospital) in the agency report, but only once in the agency type and statewide tables. Because information such as age and sex should remain constant (except for data entry errors), counts for categories of these variables will sum to the total clients served on each table. Variables that might change from admission at one facility to admission at another or over time, (e.g., legal status, diagnosis, and target population) can be counted in more than one category and should not be summed.

This section shows only clients who were admitted for services and excludes contacts. It enumerates admitted clients, but further limits the counts to specific subgroups of the client population. Each individual counted has received a service at some time during the year regardless of the year he/she was admitted. Clients are grouped by frequently referenced demographics: Sex, Age, Race, Presenting Problem/Diagnosis, County of Residence, and Other Indicators. A client may be in more than one of these groups, or a client's group may change during the year. As a result, the sum of target populations exceeds the total number served. However, for any given population, the age, race, and sex, which do not change (age is calculated as of a single point in time), are unduplicated counts and should equal the total.

## **Section Two: Units of Service by Funding Source**

This section helps to quantify the Department's impact on the community by reporting the total number of individuals identified as receiving a service during the fiscal year. It also presents Summaries for all types of services funded through the ODMHSAS.

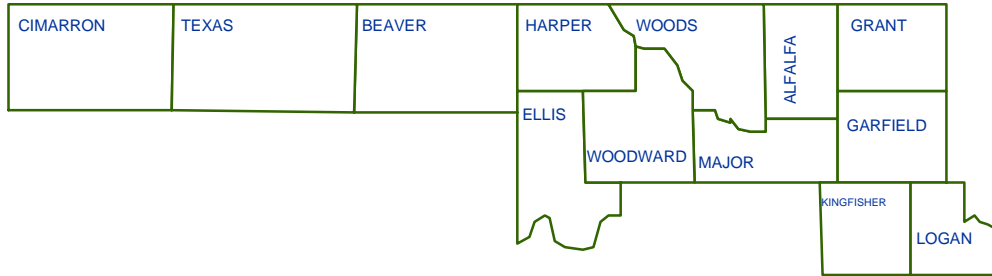
Individuals are counted as contacts when they call or visit an agency, but are not admitted. In general, a person can be reported as a contact twice at the same agency within a twelve-month period, but services are not given a third time without an admission. A client can also seek services at another agency and be counted as a contact there. In the Data Book report, an agency's contact counts exclude individuals who are subsequently admitted there. Additionally, two types of contacts are excluded from counts: Emergency Contacts and Group Contacts. In these cases, individuals are not identified and their addition would likely produce duplicated counts. However, the services to those individuals are reported.

---

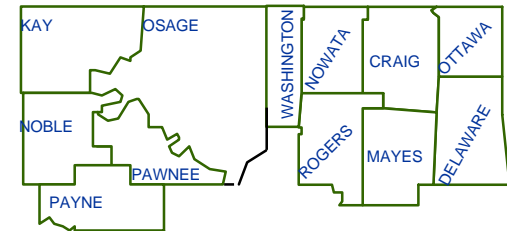
OKLAHOMA DEPARTMENT OF MENTAL HEALTH  
AND SUBSTANCE ABUSE SERVICES

# Planning Areas

Northwest



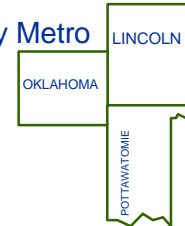
Northeast



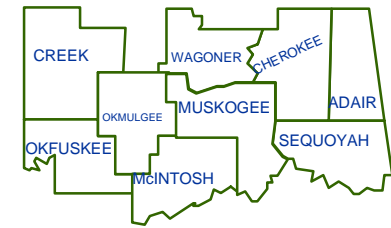
Tulsa Metro



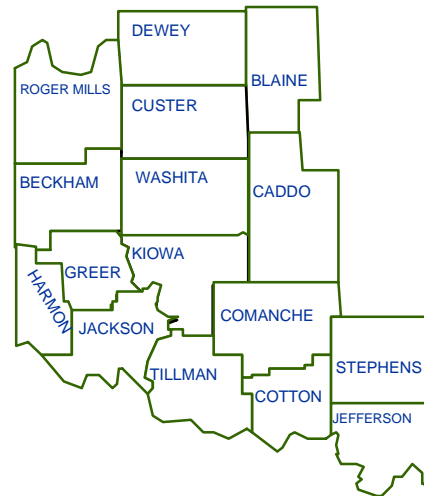
Oklahoma City Metro



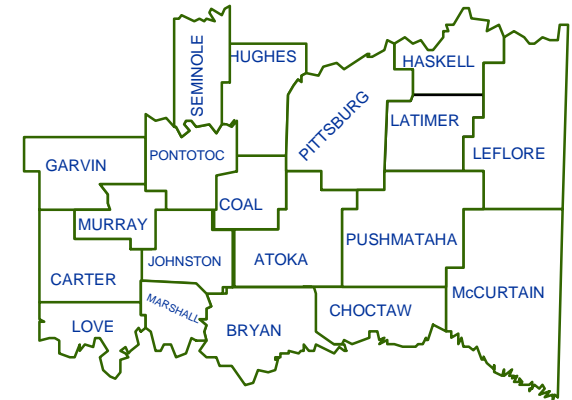
East Central



Central



Southwest



Southeast