

data

BOOK FOR FISCAL YEAR 1993

Admitted Clients Served
By Funding Source

Table 3. Counts of Admitted
Clients Served for each
Agency Type

DATA BOOK FOR FISCAL YEAR 1993

Published by

Oklahoma Department of Mental Health and Substance Abuse
Services

Prepared by

Ali Akour, Ph.D.

Data Analyst, Evaluation and Data Analysis Section
Decision Support Services

2002

Terry Cline, Ph.D., Commissioner
Steve Davis, Ph.D., Director of Decision Support Services
Mark Reynolds, Ed. D., Evaluation & Data Analysis Data Projects Manager

Public Domain Notice

The Data Book for Fiscal Year 1993 is in the public domain and may be reproduced or copied without permission from the Oklahoma Department of Mental Health and Substance Abuse Services. However, this publication may not be reproduced or distributed for a fee without the specific, written authorization of Oklahoma Department of Mental Health and Substance Abuse Services. Citation of the source is appreciated.

Electronic Access to Publication

This publication is available on the World Wide Web at:
<http://www.odmhsas.org/specialreports.htm>

How to Contact Us

**Oklahoma Department of Mental Health and Substance Abuse Services
Evaluation and Data Analysis Section**

P.O. Box 53277

Oklahoma City, OK 73152-3277

(405) 522-3813

Contents

Introduction

Admitted Clients Served by Funding Source

- Table 1. Counts of Admitted Clients Served for **Statewide Total**
- Table 2. Counts of Admitted Clients Served for each **Agency**
- Table 3. Counts of Admitted Clients Served for each **Agency Type**
- Table 4. Counts of Admitted Clients Served for each **County of Residence**
- Table 5. Counts of Admitted Clients Served for each **Planning Area**
- Table 6. Counts of Admitted Clients Served for **Various Categories**

Appendix

Definitions of Terms and Categorization Variables

Description of the Data Book

Map of Planning Areas

DATA BOOK FOR FISCAL YEAR 1993

Introduction

Prior to Fiscal Year 1999, any client seen at an Oklahoma Department of Mental Health and Substance Abuse Services (ODMHSAS) contracted facility was reported, regardless of who paid for the service. Starting with Fiscal Year 1999, only clients funded in full or in part by ODMHSAS were reported. Therefore, previous years' reported client counts will be larger than in following years.

During the Fiscal Year 1993, the State of Oklahoma expenditures on community mental health services, inpatient facilities, substance abuse services, domestic violence/sexual assault services, and departmental management amounted to approximately \$152 million dollars. An unduplicated total of approximately 77,037 recipients were served system-wide in FY 1993. The unduplicated total of 77,037 recipients consists of 58,933 recipients that were admitted and served and 18,104 recipients that were contacts. This Data Book report is generated to provide basic information about these recipients for policy makers, interest groups, and others working to improve the quality of life for those in need.

The Data Book report is produced by the Evaluation and Data Analysis Section of the Decision Support Services Division at the ODMHSAS. The report summarizes demographic information for clients served in agencies operated by or funded through ODMHSAS. To create the Data Book report, data are extracted from the ODMHSAS Integrated Client Information System (ICIS). ICIS contains demographic and service information about service recipients and agencies.

This Data Book report focuses on Admitted Clients Served by Funding Source. To meet the specific needs of a variety of entities, the information is divided into tables and each table presents a different view of the data. Definitions of terms and a map of planning areas are also provided.

Oklahoma Department of Mental Health and Substance Abuse Services

Counts of Admitted Clients Served by Funding Source for Each Agency Type During FY1993

HOSPITALS

	Total	Funding Source					
		Mental Health	Substance Abuse	Domestic Violence	Residential Care	Medicaid	Other
Total							
Unduplicated Count	4,394	4,394	0	0	0	0	0
Sex							
Female	1,582	1,582	0	0	0	0	0
Male	2,812	2,812	0	0	0	0	0
Age							
05-17	179	179	0	0	0	0	0
18-20	183	183	0	0	0	0	0
21-24	407	407	0	0	0	0	0
25-34	1,288	1,288	0	0	0	0	0
35-44	1,270	1,270	0	0	0	0	0
45-54	601	601	0	0	0	0	0
55-64	304	304	0	0	0	0	0
65-74	111	111	0	0	0	0	0
75-84	42	42	0	0	0	0	0
85+	9	9	0	0	0	0	0
Race							
White	3,135	3,135	0	0	0	0	0
Black	726	726	0	0	0	0	0
Native American	416	416	0	0	0	0	0
Hispanic	98	98	0	0	0	0	0
Asian	24	24	0	0	0	0	0
Presenting Problem/Diagnosis							
	4,306	4,306	0	0	0	0	0
Social Conditions	19	19	0	0	0	0	0
Deferred/No Diagnosis	81	81	0	0	0	0	0
County of Residence							
Adair	23	23	0	0	0	0	0
Alfalfa	12	12	0	0	0	0	0
Atoka	10	10	0	0	0	0	0
Beaver	4	4	0	0	0	0	0
Beckham	63	63	0	0	0	0	0
Blaine	23	23	0	0	0	0	0
Bryan	60	60	0	0	0	0	0
Caddo	18	18	0	0	0	0	0
Canadian	74	74	0	0	0	0	0
Carter	52	52	0	0	0	0	0
Cherokee	42	42	0	0	0	0	0
Choctaw	8	8	0	0	0	0	0
Cimarron	2	2	0	0	0	0	0
Cleveland	99	99	0	0	0	0	0
Coal	4	4	0	0	0	0	0
Comanche	53	53	0	0	0	0	0
Cotton	1	1	0	0	0	0	0
Craig	112	112	0	0	0	0	0
Creek	86	86	0	0	0	0	0
Custer	66	66	0	0	0	0	0
Delaware	42	42	0	0	0	0	0
Dewey	13	13	0	0	0	0	0
Ellis	11	11	0	0	0	0	0

Notes: The same client may be counted in more than one category, e.g., clients can receive services under more than one contract source, in more than one "County of Residence," or may have multiple "Other Indicators." Please see Definition page for other considerations.

Oklahoma Department of Mental Health and Substance Abuse Services

Counts of Admitted Clients Served by Funding Source for Each Agency Type During FY1993

HOSPITALS

	Total	Funding Source					Other
		Mental Health	Substance Abuse	Domestic Violence	Residential Care	Medicaid	
Garfield	76	76	0	0	0	0	0
Garvin	39	39	0	0	0	0	0
Grady	70	70	0	0	0	0	0
Grant	2	2	0	0	0	0	0
Greer	15	15	0	0	0	0	0
Harper	4	4	0	0	0	0	0
Haskell	5	5	0	0	0	0	0
Hughes	13	13	0	0	0	0	0
Jackson	19	19	0	0	0	0	0
Jefferson	3	3	0	0	0	0	0
Johnston	16	16	0	0	0	0	0
Kay	59	59	0	0	0	0	0
Kingfisher	6	6	0	0	0	0	0
Kiowa	18	18	0	0	0	0	0
Latimer	1	1	0	0	0	0	0
LeFlore	23	23	0	0	0	0	0
Lincoln	29	29	0	0	0	0	0
Logan	37	37	0	0	0	0	0
Love	7	7	0	0	0	0	0
Major	7	7	0	0	0	0	0
Marshall	18	18	0	0	0	0	0
Mayes	74	74	0	0	0	0	0
McClain	11	11	0	0	0	0	0
McCurtain	16	16	0	0	0	0	0
McIntosh	24	24	0	0	0	0	0
Murray	21	21	0	0	0	0	0
Muskogee	178	178	0	0	0	0	0
Noble	11	11	0	0	0	0	0
Nowata	13	13	0	0	0	0	0
Okfuskee	24	24	0	0	0	0	0
Oklahoma	998	998	0	0	0	0	0
Okmulgee	66	66	0	0	0	0	0
Osage	32	32	0	0	0	0	0
Ottawa	85	85	0	0	0	0	0
Pawnee	15	15	0	0	0	0	0
Payne	60	60	0	0	0	0	0
Pittsburgh	9	9	0	0	0	0	0
Pontotoc	60	60	0	0	0	0	0
Pottawatomie	98	98	0	0	0	0	0
Pushmataha	5	5	0	0	0	0	0
Roger Mills	5	5	0	0	0	0	0
Rogers	76	76	0	0	0	0	0
Seminole	39	39	0	0	0	0	0
Sequoyah	55	55	0	0	0	0	0
Stephens	15	15	0	0	0	0	0
Texas	20	20	0	0	0	0	0
Tillman	7	7	0	0	0	0	0
Tulsa	826	826	0	0	0	0	0
Wagoner	32	32	0	0	0	0	0
Washington	51	51	0	0	0	0	0
Washita	14	14	0	0	0	0	0
Woods	12	12	0	0	0	0	0
Woodward	60	60	0	0	0	0	0

Notes: The same client may be counted in more than one category, e.g., clients can receive services under more than one contract source, in more than one "County of Residence," or may have multiple "Other Indicators." Please see Definition page for other considerations.

Oklahoma Department of Mental Health and Substance Abuse Services

Counts of Admitted Clients Served by Funding Source for Each Agency Type During FY1993

HOSPITALS

	Total	Funding Source					Other
		Mental Health	Substance Abuse	Domestic Violence	Residential Care	Medicaid	
Out of State/Unknown	105	105	0	0	0	0	0
Other Indicators							
Deaf and Hearing Impaired	68	68	0	0	0	0	0
Dual Diagnosis	1,629	1,629	0	0	0	0	0
Homeless	563	563	0	0	0	0	0
SED (6-17)	103	103	0	0	0	0	0
SMI	3,233	3,233	0	0	0	0	0

Notes: The same client may be counted in more than one category, e.g., clients can receive services under more than one contract source, in more than one "County of Residence," or may have multiple "Other Indicators." Please see Definition page for other considerations.

Oklahoma Department of Mental Health and Substance Abuse Services

Counts of Admitted Clients Served by Funding Source for Each Agency Type During FY1993

COMMUNITY MENTAL HEALTH

	Total	Funding Source					Other
		Mental Health	Substance Abuse	Domestic Violence	Residential Care	Medicaid	
Total							
Unduplicated Count	36,523	35,753	2,645	0	0	0	464
Sex							
Female	20,851	20,582	1,022	0	0	0	215
Male	15,672	15,171	1,623	0	0	0	249
Age							
0-04	306	306	0	0	0	0	1
05-17	4,001	3,988	3	0	0	0	34
18-20	1,236	1,207	89	0	0	0	22
21-24	2,433	2,363	237	0	0	0	45
25-34	8,920	8,636	972	0	0	0	157
35-44	8,814	8,586	842	0	0	0	141
45-54	5,296	5,215	303	0	0	0	47
55-64	2,931	2,890	127	0	0	0	11
65-74	1,598	1,579	56	0	0	0	5
75-84	701	697	14	0	0	0	1
85+	287	286	2	0	0	0	0
Race							
White	29,400	28,856	1,938	0	0	0	350
Black	4,012	3,894	381	0	0	0	75
Native American	2,186	2,090	280	0	0	0	29
Hispanic	831	817	41	0	0	0	8
Asian	157	157	6	0	0	0	2
Presenting Problem/Diagnosis							
	31,793	31,061	2,574	0	0	0	410
Social Conditions	3,028	3,000	27	0	0	0	38
Deferred/No Diagnosis	1,972	1,952	47	0	0	0	16
County of Residence							
Adair	214	211	11	0	0	0	0
Alfalfa	61	61	0	0	0	0	0
Atoka	142	142	1	0	0	0	0
Beaver	34	34	0	0	0	0	0
Beckham	524	524	1	0	0	0	15
Blaine	216	216	0	0	0	0	4
Bryan	699	696	39	0	0	0	2
Caddo	190	179	27	0	0	0	2
Canadian	864	857	12	0	0	0	3
Carter	841	823	47	0	0	0	52
Cherokee	582	568	46	0	0	0	6
Choctaw	176	176	0	0	0	0	1
Cimarron	17	17	0	0	0	0	0
Cleveland	1,472	1,466	15	0	0	0	11
Coal	66	66	0	0	0	0	0
Comanche	1,242	1,118	293	0	0	0	45
Cotton	38	31	10	0	0	0	0
Craig	420	420	1	0	0	0	0
Creek	667	667	6	0	0	0	0
Custer	503	503	0	0	0	0	13
Delaware	269	260	20	0	0	0	0
Dewey	50	50	0	0	0	0	1

Notes: The same client may be counted in more than one category, e.g., clients can receive services under more than one contract source, in more than one "County of Residence," or may have multiple "Other Indicators." Please see Definition page for other considerations.

Oklahoma Department of Mental Health and Substance Abuse Services

Counts of Admitted Clients Served by Funding Source for Each Agency Type During FY1993

COMMUNITY MENTAL HEALTH

	Funding Source						Total
	Mental Health	Substance Abuse	Domestic Violence	Residential Care	Medicaid	Other	
Ellis	29	0	0	0	0	0	29
Garfield	684	93	0	0	0	0	777
Garvin	463	30	0	0	0	0	493
Grady	603	8	0	0	0	0	611
Grant	43	2	0	0	0	0	45
Greer	88	0	0	0	0	0	88
Harmon	18	1	0	0	0	0	19
Harper	50	0	0	0	0	0	50
Haskell	146	1	0	0	0	0	147
Hughes	202	2	0	0	0	0	204
Jackson	283	29	0	0	0	0	312
Jefferson	30	5	0	0	0	0	35
Johnston	255	18	0	0	0	0	273
Kay	892	67	0	0	0	105	1,064
Kingfisher	176	46	0	0	0	0	222
Kiowa	159	2	0	0	0	1	162
Latimer	86	0	0	0	0	0	86
LeFlore	332	6	0	0	0	0	338
Lincoln	483	7	0	0	0	3	493
Logan	217	34	0	0	0	1	252
Love	112	6	0	0	0	0	118
Major	58	0	0	0	0	0	58
Marshall	246	12	0	0	0	3	261
Mayes	331	11	0	0	0	0	342
McClain	136	4	0	0	0	0	140
McCurtain	249	0	0	0	0	0	249
McIntosh	289	2	0	0	0	0	291
Murray	306	23	0	0	0	1	330
Muskogee	1,749	36	0	0	0	1	1,786
Noble	106	12	0	0	0	6	124
Nowata	63	1	0	0	0	1	65
Okfuskee	196	1	0	0	0	0	197
Oklahoma	8,074	766	0	0	0	104	8,844
Okmulgee	537	5	0	0	0	0	542
Osage	258	19	0	0	0	15	282
Ottawa	286	4	0	0	0	1	291
Pawnee	70	6	0	0	0	2	78
Payne	465	33	0	0	0	13	511
Pittsburgh	701	1	0	0	0	1	703
Pontotoc	625	31	0	0	0	1	657
Pottawatomie	471	7	0	0	0	22	499
Pushmataha	99	0	0	0	0	1	100
Roger Mills	26	1	0	0	0	0	27
Rogers	547	9	0	0	0	0	556
Seminole	531	5	0	0	0	3	539
Sequoyah	511	40	0	0	0	0	551
Stephens	288	44	0	0	0	6	338
Texas	186	0	0	0	0	0	186
Tillman	89	19	0	0	0	1	109
Tulsa	4,157	638	0	0	0	1	4,796
Wagoner	249	18	0	0	0	0	267
Washington	345	4	0	0	0	0	349
Washita	148	0	0	0	0	5	153

Notes: The same client may be counted in more than one category, e.g., clients can receive services under more than one contract source, in more than one "County of Residence," or may have multiple "Other Indicators." Please see Definition page for other considerations.

Oklahoma Department of Mental Health and Substance Abuse Services

Counts of Admitted Clients Served by Funding Source for Each Agency Type During FY1993

COMMUNITY MENTAL HEALTH

	Total	Funding Source					Other
		Mental Health	Substance Abuse	Domestic Violence	Residential Care	Medicaid	
Woods	238	238	0	0	0	0	0
Woodward	367	367	0	0	0	0	3
Out of State/Unknown	106	101	19	0	0	0	2
Other Indicators							
Deaf and Hearing Impaired	351	310	92	0	0	0	3
Dual Diagnosis	5,972	5,697	1,325	0	0	0	99
Homeless	1,618	1,526	305	0	0	0	11
SED (6-17)	998	996	0	0	0	0	5
SMI	19,058	18,867	1,280	0	0	0	221

Notes: The same client may be counted in more than one category, e.g., clients can receive services under more than one contract source, in more than one "County of Residence," or may have multiple "Other Indicators." Please see Definition page for other considerations.

Oklahoma Department of Mental Health and Substance Abuse Services

Counts of Admitted Clients Served by Funding Source for Each Agency Type During FY1993

SUBSTANCE ABUSE

	Total	Funding Source					Other
		Mental Health	Substance Abuse	Domestic Violence	Residential Care	Medicaid	
Total							
Unduplicated Count	13,442	9	13,250	0	0	0	793
Sex							
Female	4,365	1	4,330	0	0	0	226
Male	9,077	8	8,920	0	0	0	567
Age							
0-04	128	0	128	0	0	0	0
05-17	1,409	1	1,367	0	0	0	147
18-20	707	0	686	0	0	0	57
21-24	1,370	1	1,358	0	0	0	48
25-34	4,617	5	4,561	0	0	0	261
35-44	3,561	1	3,520	0	0	0	192
45-54	1,197	0	1,180	0	0	0	71
55-64	350	0	347	0	0	0	14
65-74	83	1	83	0	0	0	1
75-84	13	0	13	0	0	0	2
85+	7	0	7	0	0	0	0
Race							
White	9,239	3	9,121	0	0	0	502
Black	2,253	0	2,211	0	0	0	149
Native American	1,595	5	1,574	0	0	0	100
Hispanic	359	1	347	0	0	0	41
Asian	24	0	23	0	0	0	1
Presenting Problem/Diagnosis							
	11,808	9	11,623	0	0	0	223
Social Conditions	1,610	0	1,592	0	0	0	18
Deferred/No Diagnosis	1,885	0	1,437	0	0	0	554
County of Residence							
Adair	19	0	19	0	0	0	0
Alfalfa	32	0	32	0	0	0	1
Atoka	29	0	29	0	0	0	2
Beaver	12	0	12	0	0	0	0
Beckham	38	0	37	0	0	0	3
Blaine	39	0	39	0	0	0	2
Bryan	42	0	41	0	0	0	2
Caddo	90	0	88	0	0	0	3
Canadian	116	0	116	0	0	0	3
Carter	112	0	111	0	0	0	4
Cherokee	43	0	43	0	0	0	2
Choctaw	122	0	122	0	0	0	3
Cimarron	16	0	14	0	0	0	4
Cleveland	1,066	0	1,024	0	0	0	135
Coal	24	0	24	0	0	0	1
Comanche	317	0	315	0	0	0	16
Cotton	16	0	16	0	0	0	0
Craig	37	0	36	0	0	0	2
Creek	159	0	159	0	0	0	2
Custer	128	0	124	0	0	0	12
Delaware	48	0	47	0	0	0	2
Dewey	7	0	6	0	0	0	1

Notes: The same client may be counted in more than one category, e.g., clients can receive services under more than one contract source, in more than one "County of Residence," or may have multiple "Other Indicators." Please see Definition page for other considerations.

Oklahoma Department of Mental Health and Substance Abuse Services

Counts of Admitted Clients Served by Funding Source for Each Agency Type During FY1993

SUBSTANCE ABUSE

	Funding Source						Total
	Mental Health	Substance Abuse	Domestic Violence	Residential Care	Medicaid	Other	
Ellis	0	9	0	0	0	0	9
Garfield	0	164	0	0	0	0	171
Garvin	0	47	0	0	0	0	48
Grady	0	219	0	0	0	0	220
Grant	0	5	0	0	0	0	5
Greer	0	24	0	0	0	0	25
Harmon	0	3	0	0	0	0	3
Harper	0	5	0	0	0	0	5
Haskell	0	18	0	0	0	0	20
Hughes	0	36	0	0	0	0	38
Jackson	0	57	0	0	0	0	59
Jefferson	0	10	0	0	0	0	10
Johnston	0	21	0	0	0	0	21
Kay	0	138	0	0	0	0	138
Kingfisher	0	15	0	0	0	0	15
Kiowa	0	37	0	0	0	0	37
Latimer	0	13	0	0	0	0	13
LeFlore	0	81	0	0	0	0	83
Lincoln	0	69	0	0	0	0	69
Logan	0	202	0	0	0	0	202
Love	0	8	0	0	0	0	8
Major	0	11	0	0	0	0	11
Marshall	0	20	0	0	0	0	20
Mayes	0	35	0	0	0	0	35
McClain	0	77	0	0	0	0	81
McCurtain	1	248	0	0	0	0	248
McIntosh	0	28	0	0	0	0	28
Murray	0	26	0	0	0	0	26
Muskogee	0	210	0	0	0	0	214
Noble	0	79	0	0	0	0	79
Nowata	0	18	0	0	0	0	18
Okfuskee	0	37	0	0	0	0	43
Oklahoma	2	3,734	0	0	0	0	3,802
Okmulgee	0	85	0	0	0	0	87
Osage	0	75	0	0	0	0	75
Ottawa	0	59	0	0	0	0	60
Pawnee	0	79	0	0	0	0	79
Payne	5	702	0	0	0	0	704
Pittsburgh	0	239	0	0	0	0	246
Pontotoc	0	182	0	0	0	0	184
Pottawatomie	1	406	0	0	0	0	408
Pushmataha	0	138	0	0	0	0	138
Roger Mills	0	4	0	0	0	0	4
Rogers	0	164	0	0	0	0	164
Seminole	0	222	0	0	0	0	224
Sequoyah	0	34	0	0	0	0	36
Stephens	0	116	0	0	0	0	117
Texas	0	149	0	0	0	0	152
Tillman	0	21	0	0	0	0	23
Tulsa	0	2,129	0	0	0	0	2,146
Wagoner	0	70	0	0	0	0	72
Washington	0	247	0	0	0	0	247
Washita	0	14	0	0	0	0	14

Notes: The same client may be counted in more than one category, e.g., clients can receive services under more than one contract source, in more than one "County of Residence," or may have multiple "Other Indicators." Please see Definition page for other considerations.

Oklahoma Department of Mental Health and Substance Abuse Services

Counts of Admitted Clients Served by Funding Source for Each Agency Type During FY1993

SUBSTANCE ABUSE

	Total	Funding Source					Other
		Mental Health	Substance Abuse	Domestic Violence	Residential Care	Medicaid	
Woods	27	0	27	0	0	0	1
Woodward	95	0	92	0	0	0	6
Out of State/Unknown	327	0	326	0	0	0	33
Other Indicators							
Deaf and Hearing Impaired	69	0	68	0	0	0	2
Dual Diagnosis	220	0	214	0	0	0	15
Homeless	1,468	0	1,446	0	0	0	92
SED (6-17)	75	0	65	0	0	0	46
SMI	1,949	1	1,929	0	0	0	98

Notes: The same client may be counted in more than one category, e.g., clients can receive services under more than one contract source, in more than one "County of Residence," or may have multiple "Other Indicators." Please see Definition page for other considerations.

Oklahoma Department of Mental Health and Substance Abuse Services

Counts of Admitted Clients Served by Funding Source for Each Agency Type During FY1993

DOMESTIC VIOLENCE AND SEXUAL ASSAULT

	Total	Funding Source					Other
		Mental Health	Substance Abuse	Domestic Violence	Residential Care	Medicaid	
Total							
Unduplicated Count	8,644	0	585	8,301	0	0	253
Sex							
Female	6,314	0	408	6,177	0	0	124
Male	2,330	0	177	2,124	0	0	129
Age							
0-04	1,614	0	1	1,556	0	0	95
05-17	2,106	0	5	2,075	0	0	63
18-20	385	0	28	378	0	0	5
21-24	800	0	65	769	0	0	13
25-34	2,046	0	250	1,946	0	0	43
35-44	1,145	0	186	1,057	0	0	20
45-54	354	0	31	339	0	0	5
55-64	108	0	16	99	0	0	4
65-74	30	0	1	29	0	0	1
75-84	5	0	0	5	0	0	0
85+	51	0	2	48	0	0	4
Race							
White	5,689	0	423	5,407	0	0	199
Black	1,417	0	90	1,386	0	0	30
Native American	1,078	0	46	1,062	0	0	18
Hispanic	419	0	25	408	0	0	3
Asian	53	0	1	50	0	0	3
Presenting Problem/Diagnosis							
	179	0	137	41	0	0	1
Social Conditions	8,250	0	448	7,714	0	0	103
Deferred/No Diagnosis	761	0	5	565	0	0	149
County of Residence							
Adair	45	0	0	45	0	0	0
Alfalfa	1	0	0	1	0	0	0
Atoka	6	0	0	6	0	0	0
Beaver	5	0	0	5	0	0	0
Beckham	19	0	0	19	0	0	0
Blaine	13	0	0	13	0	0	0
Bryan	215	0	0	215	0	0	0
Caddo	46	0	0	46	0	0	0
Canadian	80	0	0	80	0	0	0
Carter	119	0	0	119	0	0	9
Cherokee	170	0	2	170	0	0	0
Choctaw	82	0	0	82	0	0	0
Cimarron	1	0	0	1	0	0	0
Cleveland	252	0	1	251	0	0	1
Coal	13	0	0	13	0	0	0
Comanche	465	0	0	465	0	0	0
Cotton	9	0	0	9	0	0	0
Craig	10	0	0	10	0	0	0
Creek	93	0	21	89	0	0	0
Custer	100	0	0	100	0	0	0
Delaware	43	0	2	43	0	0	0
Dewey	3	0	0	3	0	0	0

Notes: The same client may be counted in more than one category, e.g., clients can receive services under more than one contract source, in more than one "County of Residence," or may have multiple "Other Indicators." Please see Definition page for other considerations.

Oklahoma Department of Mental Health and Substance Abuse Services

Counts of Admitted Clients Served by Funding Source for Each Agency Type During FY1993

DOMESTIC VIOLENCE AND SEXUAL ASSAULT

	Funding Source						
	Total	Mental Health	Substance Abuse	Domestic Violence	Residential Care	Medicaid	Other
Ellis	5	0	0	5	0	0	0
Garfield	207	0	1	207	0	0	0
Garvin	18	0	0	18	0	0	1
Grady	162	0	0	161	0	0	0
Grant	13	0	1	13	0	0	0
Greer	9	0	0	9	0	0	0
Harmon	23	0	0	23	0	0	0
Harper	4	0	0	4	0	0	0
Haskell	8	0	0	8	0	0	0
Hughes	9	0	0	9	0	0	0
Jackson	281	0	0	281	0	0	0
Jefferson	4	0	0	4	0	0	0
Johnston	26	0	0	26	0	0	3
Kay	187	0	0	187	0	0	0
Kingfisher	9	0	0	9	0	0	0
Kiowa	24	0	0	24	0	0	0
Latimer	5	0	0	5	0	0	0
LeFlore	148	0	1	148	0	0	4
Lincoln	40	0	0	40	0	0	4
Logan	36	0	0	36	0	0	2
Love	4	0	0	4	0	0	0
Major	10	0	0	10	0	0	0
Marshall	28	0	0	28	0	0	0
Mayes	87	0	5	84	0	0	0
McClain	16	0	0	16	0	0	0
McCurtain	265	0	0	265	0	0	0
McIntosh	15	0	1	14	0	0	0
Murray	8	0	0	8	0	0	0
Muskogee	250	0	0	249	0	0	1
Noble	13	0	0	13	0	0	0
Nowata	27	0	1	27	0	0	0
Okfuskee	7	0	1	6	0	0	1
Oklahoma	1,121	0	1	1,121	0	0	1
Okmulgee	47	0	11	44	0	0	1
Osage	59	0	5	56	0	0	1
Ottawa	101	0	0	101	0	0	0
Pawnee	30	0	1	20	0	0	12
Payne	311	0	2	203	0	0	155
Pittsburgh	34	0	1	34	0	0	0
Pontotoc	200	0	0	199	0	0	18
Pottawatomie	203	0	0	203	0	0	0
Pushmataha	30	0	0	30	0	0	0
Rogers	29	0	11	23	0	0	1
Seminole	28	0	0	28	0	0	4
Sequoyah	45	0	0	45	0	0	0
Stephens	79	0	0	79	0	0	0
Texas	7	0	0	7	0	0	0
Tillman	22	0	0	22	0	0	0
Tulsa	1,396	0	486	1,199	0	0	24
Wagoner	77	0	19	71	0	0	0
Washington	670	0	3	669	0	0	3
Washita	16	0	0	16	0	0	0
Woods	2	0	0	2	0	0	0

Notes: The same client may be counted in more than one category, e.g., clients can receive services under more than one contract source, in more than one "County of Residence," or may have multiple "Other Indicators." Please see Definition page for other considerations.

Oklahoma Department of Mental Health and Substance Abuse Services

Counts of Admitted Clients Served by Funding Source for Each Agency Type During FY1993

DOMESTIC VIOLENCE AND SEXUAL ASSAULT

	Total	Funding Source					
		Mental Health	Substance Abuse	Domestic Violence	Residential Care	Medicaid	Other
Woodward	145	0	0	145	0	0	0
Out of State/Unknown	364	0	8	364	0	0	7
Other Indicators							
Deaf and Hearing Impaired	24	0	3	23	0	0	1
Dual Diagnosis	120	0	109	26	0	0	1
Homeless	1,672	0	64	1,662	0	0	21
SED (6-17)	3	0	0	3	0	0	0
SMI	693	0	88	665	0	0	10

Notes: The same client may be counted in more than one category, e.g., clients can receive services under more than one contract source, in more than one "County of Residence," or may have multiple "Other Indicators." Please see Definition page for other considerations.

Oklahoma Department of Mental Health and Substance Abuse Services

Counts of Admitted Clients Served by Funding Source for Each Agency Type During FY1993

RESIDENTIAL CARE

	Total	Funding Source					Medicaid	Other
		Mental Health	Substance Abuse	Domestic Violence	Residential Care			
Total								
Unduplicated Count	1,322	60	0	0	1,322	0	17	
Sex								
Female	563	30	0	0	563	0	5	
Male	759	30	0	0	759	0	12	
Age								
18-20	18	0	0	0	18	0	0	
21-24	59	0	0	0	59	0	1	
25-34	237	7	0	0	237	0	2	
35-44	326	17	0	0	326	0	5	
45-54	279	11	0	0	279	0	2	
55-64	216	6	0	0	216	0	2	
65-74	136	13	0	0	136	0	4	
75-84	43	6	0	0	43	0	1	
85+	8	0	0	0	8	0	0	
Race								
White	999	49	0	0	999	0	13	
Black	168	5	0	0	168	0	3	
Native American	116	2	0	0	116	0	1	
Hispanic	36	4	0	0	36	0	0	
Asian	6	0	0	0	6	0	0	
Presenting Problem/Diagnosis								
	438	2	0	0	436	0	0	
Social Conditions	851	57	0	0	797	0	0	
Deferred/No Diagnosis	157	1	0	0	142	0	17	
County of Residence								
Adair	29	0	0	0	29	0	0	
Atoka	1	0	0	0	1	0	0	
Beaver	1	0	0	0	1	0	0	
Beckham	53	0	0	0	53	0	0	
Blaine	1	0	0	0	1	0	0	
Bryan	1	0	0	0	1	0	0	
Canadian	79	0	0	0	79	0	0	
Cherokee	79	0	0	0	79	0	0	
Choctaw	1	0	0	0	1	0	0	
Cimarron	1	1	0	0	1	0	0	
Cleveland	165	0	0	0	165	0	0	
Comanche	85	58	0	0	85	0	0	
Cotton	4	0	0	0	4	0	0	
Craig	257	0	0	0	257	0	0	
Custer	5	0	0	0	5	0	0	
Delaware	12	0	0	0	12	0	0	
Garfield	3	0	0	0	3	0	0	
Garvin	1	0	0	0	1	0	0	
Jackson	2	0	0	0	2	0	0	
Jefferson	1	0	0	0	1	0	0	
Kiowa	1	0	0	0	1	0	0	
Latimer	1	0	0	0	1	0	0	
LeFlore	1	0	0	0	1	0	0	
Mayes	63	0	0	0	63	0	0	

Notes: The same client may be counted in more than one category, e.g., clients can receive services under more than one contract source, in more than one "County of Residence," or may have multiple "Other Indicators." Please see Definition page for other considerations.

Oklahoma Department of Mental Health and Substance Abuse Services

Counts of Admitted Clients Served by Funding Source for Each Agency Type During FY1993

RESIDENTIAL CARE

	Total	Funding Source					Other
		Mental Health	Substance Abuse	Domestic Violence	Residential Care	Medicaid	
McCurtain	1	0	0	0	1	0	0
McIntosh	57	0	0	0	57	0	0
Murray	5	0	0	0	5	0	0
Muskogee	28	0	0	0	28	0	0
Okfuskee	25	0	0	0	25	0	0
Oklahoma	89	0	0	0	89	0	0
Okmulgee	5	0	0	0	5	0	0
Osage	1	0	0	0	1	0	0
Pawnee	1	0	0	0	1	0	0
Payne	3	0	0	0	3	0	0
Pittsburgh	36	0	0	0	36	0	0
Pontotoc	19	0	0	0	19	0	0
Rogers	109	0	0	0	109	0	0
Sequoyah	70	0	0	0	70	0	0
Stephens	23	0	0	0	23	0	0
Tulsa	49	0	0	0	49	0	17
Wagoner	2	0	0	0	2	0	0
Washington	2	0	0	0	2	0	0
Woodward	25	0	0	0	25	0	0
Out of State/Unknown	7	1	0	0	7	0	0
Other Indicators							
Deaf and Hearing Impaired	7	0	0	0	7	0	0
Dual Diagnosis	46	0	0	0	46	0	2
Homeless	71	1	0	0	71	0	1
SMI	1,224	46	0	0	1,224	0	17

Notes: The same client may be counted in more than one category, e.g., clients can receive services under more than one contract source, in more than one "County of Residence," or may have multiple "Other Indicators." Please see Definition page for other considerations.

Oklahoma Department of Mental Health and Substance Abuse Services

Counts of Admitted Clients Served by Funding Source for Each Agency Type During FY1993

OTHER

	Total	Funding Source					
		Mental Health	Substance Abuse	Domestic Violence	Residential Care	Medicaid	Other
Total							
Unduplicated Count	796	454	270	86	0	0	0
Sex							
Female	396	253	104	49	0	0	0
Male	400	201	166	37	0	0	0
Age							
0-04	17	17	0	0	0	0	0
05-17	170	139	25	7	0	0	0
18-20	19	9	10	1	0	0	0
21-24	34	19	12	3	0	0	0
25-34	272	136	113	31	0	0	0
35-44	223	108	80	36	0	0	0
45-54	41	18	19	6	0	0	0
55-64	13	4	9	1	0	0	0
65-74	6	4	1	1	0	0	0
85+	1	0	1	0	0	0	0
Race							
White	670	394	209	79	0	0	0
Black	41	18	20	3	0	0	0
Native American	63	27	36	2	0	0	0
Hispanic	15	8	5	2	0	0	0
Asian	7	7	0	0	0	0	0
Presenting Problem/Diagnosis							
	165	47	128	2	0	0	0
Social Conditions	564	404	78	84	0	0	0
Deferred/No Diagnosis	67	3	64	0	0	0	0
County of Residence							
Adair	2	0	2	0	0	0	0
Beckham	2	2	0	0	0	0	0
Caddo	1	1	0	0	0	0	0
Canadian	3	3	0	0	0	0	0
Choctaw	2	0	0	2	0	0	0
Cleveland	233	233	0	0	0	0	0
Coal	1	1	0	0	0	0	0
Comanche	2	2	0	0	0	0	0
Craig	1	0	1	0	0	0	0
Creek	2	1	1	0	0	0	0
Dewey	1	1	0	0	0	0	0
Garfield	2	2	0	0	0	0	0
Garvin	3	3	0	0	0	0	0
Grady	3	3	0	0	0	0	0
Kay	5	2	0	3	0	0	0
Kingfisher	1	1	0	0	0	0	0
Lincoln	2	0	1	1	0	0	0
Logan	3	1	0	2	0	0	0
Mayes	1	0	1	0	0	0	0
McClain	10	10	0	0	0	0	0
Muskogee	4	3	1	0	0	0	0
Noble	4	1	1	2	0	0	0
Nowata	2	1	1	0	0	0	0

Notes: The same client may be counted in more than one category, e.g., clients can receive services under more than one contract source, in more than one "County of Residence," or may have multiple "Other Indicators." Please see Definition page for other considerations.

Oklahoma Department of Mental Health and Substance Abuse Services

Counts of Admitted Clients Served by Funding Source for Each Agency Type During FY1993

OTHER

	Total	Funding Source					Other
		Mental Health	Substance Abuse	Domestic Violence	Residential Care	Medicaid	
Okfuskee	4	4	0	0	0	0	0
Oklahoma	82	81	0	1	0	0	0
Okmulgee	1	0	1	0	0	0	0
Osage	129	41	97	0	0	0	0
Pawnee	56	30	30	1	0	0	0
Payne	77	4	1	72	0	0	0
Pottawatomie	5	5	0	0	0	0	0
Rogers	2	0	2	0	0	0	0
Sequoyah	2	2	0	0	0	0	0
Texas	2	0	2	0	0	0	0
Tulsa	133	6	125	2	0	0	0
Wagoner	2	1	1	0	0	0	0
Washington	4	3	1	0	0	0	0
Out of State/Unknown	7	6	1	0	0	0	0
Other Indicators							
Deaf and Hearing Impaired	1	1	0	0	0	0	0
Dual Diagnosis	17	3	14	1	0	0	0
Homeless	18	3	14	1	0	0	0
SED (6-17)	29	28	1	0	0	0	0
SMI	73	31	37	9	0	0	0

Notes: The same client may be counted in more than one category, e.g., clients can receive services under more than one contract source, in more than one "County of Residence," or may have multiple "Other Indicators." Please see Definition page for other considerations.

Definitions of Terms and Categorization Variables

The following are definitions of terms and categorization variables used in this Data Book report.

Admitted Clients Served

Admitted Clients Served had an admission transaction in the ICIS before or during the report year and had received a service during the year. They are counted only once in the total for each level of aggregation. This is called an unduplicated count.

Age

Client age is computed using the client's age at the middle of the fiscal year.

Contacts

Individuals are counted as contacts when they call or visit an agency, but are not admitted.

Funding Source

Funding Source helps identify the payment source of services. Frequently, clients receive services under multiple funding sources. The funding source categories for this report were Mental Health, Substance Abuse, Domestic Violence, Residential Care, Medicaid, and Other.

ICIS

The Oklahoma Department of Mental Health and Substance Abuse Services maintains an agency-wide database, the Integrated Client Information System (ICIS), to which all Department-funded services and transactions are reported. The ICIS contains demographic and service information about clients and agencies.

List of Agencies by Type

The following is a list of agencies by type that provided data during the Fiscal Year 1993:

AGENCY TYPE**AGENCY NAME****Community Mental Health**

ASSOCIATED CENTERS FOR THERAPY, INC.
BILL WILLIS MENTAL HEALTH
CARL ALBERT CMHC
CENTRAL OKLAHOMA CMHC
CHISHOLM TRAIL COUNSELING SERVICES
COMMUNITY COUNSELING CENTER
CREEKS MENTAL HEALTH SERVICES
EDWIN FAIR CMHC
FAMILY MENTAL HEALTHCENTER
GRAND LAKE M.H.C.
GREEN COUNTRY BEHAVIORAL HEALTH SERVICES
HOPE COMMUNITY SERVICES, INC.
JIM TALIAFERRO CMHC
MENTAL HEALTH SERVICES OF SOUTHERN OKLAHOMA
NORTH CARE CENTER
OK COUNTY CRISIS INTERVENTION CENTER
PARKSIDE, INC.
RED ROCK BEHAVIORAL HEALTH SERVICES
RED ROCK WEST
STAR MENTAL HEALTH
WESTERN STATE PSYCHIATRIC CENTER
WHEATLAND MENTAL HEALTHCENTER, INC.

Domestic Violence and Sexual Assault

ACMI HOUSE INC
ACTION ASSOCIATES, INC.
COMMUNITY CRISIS CENTER, INC.
CRISIS CONTROL CENTER
D.V. PROG. OF N. CENTRAL OK.
DOMESTIC ABUSE SAFE HOUSE-DASH
DOMESTIC VIOLENCE INTERVENTION SERVICES
FAMILY CRISIS & COUNSELING CENTER
FAMILY CRISIS CENTER, INC.
FAMILY SHELTER
HELP-IN-CRISIS, INC.
N.W. DOMESTIC CRISIS SERVICES
NEW DIRECTIONS, INC.
PROJECT SAFE, INC.
S.O.S. FOR FAMILIES
STILLWATER DOMESTIC VIOLENCE SERVICE INC.
TULSA SEXUAL ASSAULT NURSE EXAMINERS PROGRAM
WOMEN IN SAFE HOMES, INC.
WOMEN'S CRISIS SERVICES
WOMEN'S SERVICE & FAMILY RESOURCE CENTER
WOMENS RESOURCE CENTER
YWCA CRISIS CENTER
YWCA OF OKC CRISIS SERVICES

AGENCY TYPE**AGENCY NAME**

Hospitals

EASTERN STATE HOSPITAL
GRIFFIN MEMORIAL HOSPITAL
OKLAHOMA YOUTH CENTER
WESTERN STATE HOSPITAL

Other Agencies

CENTER FOR CHILDREN & FAMILIES
CHILDREN'S MEDICAL CENTER
DIVORCE VISITATION ARBITRATION
GREAT PLAINS IMPROVEMENT FND.
HIV RESOURCE CONSORTIUM
HOMINY HEALTH SRVCS CENTER INC.
PAWNEE TRIBE OF OKLAHOMA
SUNBEAM FAMILY SERVICES
TULSA METROPOLITAN MINISTRY

Residential Care

AUTUMN YEARS RESIDENT RANCH
BOLEY RESIDENTIAL CARE HOME
CONNECTIONS RESIDENTIAL CARE
COPP'S RESIDENTIAL CARE, INC.
COUNTRY COTTAGE RESID. CARE
COUNTRY LANE RESID. CARE HOME
DON MENTZER FACILITY
DOW RESIDENTIAL CARE HOME
DUNCAN COMMUNITY RESIDENCE INC
EDNA LEE'S RESIDENTIAL CARE
ELM TREE HOUSE
FAIR OAKS
GREEN ACRES
LAKE FRANCIS RETIREMENT CENTER
LAKEVIEW LODGING
LEXINGTON ROOM & BOARD
MILLER COZY HOME, INC.
NORTH FORK RESIDENTIAL CARE
PARKVIEW RESIDENTIAL CARE
PATHWAYS SUPPORTIVE LIVING CENTER
RAMBLING ROSE RESIDENTIAL CARE
SANTE FE RESIDENTIAL CARE
SOUTHWEST RETIREMENT HOME, INC
SUGAR MOUNTAIN RETREAT
SUNNY ACRES BOARDING MANOR, INC.
SUNNY ACRES RESIDENTIAL CARE
VIAN RESIDENTIAL CARE
WESTCARE SUPP LIVING CENTER

AGENCY TYPE**AGENCY NAME**

Substance Abuse

ADA AREA CHEMICAL DEPENDENCY CENTER, INC.
ALPHA II, INC.
BRIDGEWAY
CAA TURNING POINT
CARVER CENTER
COMMUNITY ALCOHOLISM SERVICES
CROSSROADS COUNSELING
DRUG RECOVERY, INC.
EAGLE RIDGE INSTITUTE
EDMOND FAMILY SERVICES, INC.
FT. SUPPLY AL/DG TX CENTER
GATEWAY TO PREVENTION/RECOVERY
HOUSE OF HOPE, INC.
INDIAN HEALTH CARE RESOURCE CENTER
KIAMICHI COUNCIL ON ALCOHOLISM
LEFLORE COUNTY YOUTH & FAMILY SERVICES, INC.
LIFE IMPROVEMENT CENTER
LOGAN COUNTY YOUTH AND FAMILY SERVICES INC.
METRO TULSA SUBSTANCE ABUSE SERVICES
MONARCH, INC.
MOORE ALCOHOL AND DRUG CENTER
MUSKOGEE CO COUNCIL YTH SV
N.E. OK COUNCIL ON ALCOHOLISM
N.W. FAMILY SERVICES, INC.
NAIC CENTER OF OKLAHOMA ALCOHOL & DRUG SERVICES, INC.
NATIVE AMERICAN CENTER OF RECOVERY
NEW HOPE OF MANGUM
NORMAN ALCOHOL AND DRUG TREATMENT CENTER
OPPORTUNITIES, INC.
PAYNE CO COUNSELING SERVICES, INC.
ROADBACK, INC.
ROGERS COUNTY DRUG ABUSE PROGRAM, INC.
S.W. YOUTH & FAMILY SERVICES
SECOND CHANCE CDU
SOAARR, INC.
STARTING POINT II, INC.
STREET SCHOOL, INC.
THE NEXT STEP NETWORK, INC.
THE OAKS BEHAVIORAL HEALTH CENTER
THE REFERRAL CENTER
TRI-CITY SUBSTANCE ABUSE CENTER
TRI-CITY YOUTH & FAMILY CENTER
TULSA REGIONAL MED. CENTER
TURNING POINT
TWELVE & TWELVE, INC.
VINITA ALCOHOL AND DRUG TREATMENT CENTER
WOMEN'S TREATMENT CENTER

ODMHSAS

Refers to the Oklahoma Department of Mental Health and Substance Abuse Services.

Other Indicators

There are several groups of clients that are of special interest because they have special treatment needs, state or federal requirements regarding their placement or the services they receive, or because they are part of a priority population. The definitions of these groups and criteria for their selection are provided below:

- **Deaf and Hearing Impaired**

Clients who are deaf, hard of hearing, or indicated the need for an interpreter for the deaf were grouped to form the Deaf and Hearing Impaired category.

- **Homeless**

A homeless person under ICIS criteria is a person who: (a) lacks a fixed, regular and adequate night time residence AND (b) has a primary night time residence that is a supervised publicly or privately operated shelter designed to provide temporary living accommodations including welfare hotels, congregate shelters, halfway houses, and transitional housing for the mentally ill; or an institution that provides a temporary residence for individuals intended to be institutionalized; or a public or private place not designed for, or ordinarily used as, a regular sleeping accommodation for human beings, not limited to people living on the streets. Individuals are considered homeless if they have lost their permanent residence, and are temporarily living in a shelter to avoid being on the street. Prisoners being released or in the custody of a correctional facility are not considered homeless at the time of admission for treatment. The definition also excludes persons in a hospital, residential care facility, commercial hotel/motel, supervised apartment, or living with parent/other relative (even if only temporarily). The definition does include domestic violence and sexual assault shelters, as the persons have fled a residence that is not adequate (i.e., not safe).

- **Legal Status**

Legal Status has three categories; Voluntary, Civil Involuntary, and Criminal Involuntary. The categories of legal status (with ICIS codes) are as follows:

Voluntary. These clients enter treatment voluntarily and are coded Voluntary Admission (01), Court Voluntary (02), Informal Admission (16), or Other (18).

Civil Involuntary. These clients are required by the court system to receive services, even though they may be reluctant. They are coded Court Commitment (03), Order of Detention (06), Juvenile Court Order (07), Transfer – Other Legal Entity (08), Court Ordered Juveniles in Need of Treatment, DHS given custody (10), Court Ordered Juveniles in Need of Treatment Parental Custody Retained (11), Emergency Detention (12), Continued Court Detention (13), 28-Day Court Commitment (14), or Protective Custody (17).

Criminal Involuntary. These clients are required to receive services because they have been accused of or have committed a crime. Codes include the following; Incompetent to Stand Trial (04), Not Guilty by Reason of Insanity (05), Court Order for Observation and Evaluation (09), Court Referred DUI Clients (15), Criminal Hold (20), or Court Commit with Hold (21).

- **Adults with Serious Mental Illness (SMI)**

SMI denotes clients who have been identified **at any time** as having a serious mental illness using the formal ODMHSAS definition. According to this definition, an Adult with a Serious Mental Illness must be an individual 18 years of age or older.

- **Children with a Serious Emotional Disturbance (SED)**

SED refers to children who meet departmental criteria for having a Serious Emotional Disturbance.

- **Any Alcohol/Drug Problem**

A substance abuse client is one who has one or more DSM-IV Axis I primary, secondary or tertiary diagnoses from categories 1.a. or 1.b. (in the Dual Diagnosis definition below) or one or more ICIS Substance Abuse Related Problems (710-731, 741-743). Clients identified only as co-dependents are not identified as substance abusers.

- **Dual Diagnosis Client**

A dual diagnosis client is one who meets the criteria for having a substance abuse diagnosis from categories 1.a. or 1.b. below and meets the criteria for a mental illness based on one or more DSM-IV Axis II primary, secondary, or tertiary diagnoses from categories 2.a. through 2.e. below.

- 1.a. Psychoactive Substance Induced Organic Disorders: 291.0-291.8, 292.0-292.83, 292.89-282.99
- b. Psychoactive Substance Use Disorders: 303.0-305.99.
- 2.a. Schizophrenia: 295.10, 295.20, 295.30, 295.40, 295.60, 295.70, 295.90
- b. Delusional (Paranoid) Disorder: 297.1
- c. Other Psychotic Disorders: 295.40, 295.70, 297.3, 298.8, 298.9, 297.1, 297.3
- d. Mood Disorders: 296.20-296.7
- e. Borderline Personality Disorder: 301.83

Presenting Problem/Diagnosis

Categories for this variable are based on the DSM-IV primary diagnosis or primary presenting problem. If the admitting agency has clinicians qualified to make a diagnosis, the diagnosis is used, otherwise, a presenting problem is used to define a client's category.

Categories	Codes
Developmental Disorders	
DSM-IV Codes:	302.5-302.69, 302.85, 307-307.39, 307.5-307.99, 309.21, 312-312.29, 312.9-313.21, 313.81-313.89, 314-314.99, 315-319.99, 299-299.99
Presenting Problems:	210, 240
Non Alcohol/Drug Related Organic	
DSM-IV Codes:	290-290.99, 293-293.83, 294-294.80, 310-310.10
Alcohol Abuse	
DSM-IV Codes:	291-291.99, 293.9, 303-303.99, 305-305.02
Presenting Problems:	741, 710, 711
Other Substance Abuse	
DSM-IV Codes:	305.1-305.99, 292-292.99, 304-304.99
Presenting Problems:	742, 743, 744, 720-731
Schizophrenia	
DSM-IV Codes:	295 (excluding 295.4, 295.7)

Categories

Codes

Other Psychotic

DSM-IV Codes: 297-298.9, 295.40, 294.9, 295.70
Presenting Problems: 510-530, 650

Mood Disorders

DSM-IV Codes: 296-296.99, 301.13, 300.4-300.49, 293.89, 311-311.99
Presenting Problems: 500-503

Other Non-Psychotic

DSM-IV Codes: 300-300.39, 300.6-300.99, 302-302.49, 302.7-302.84, 302.89-302.99, 307-4-307.49, 307.8, 312.8, 308.3-309.19, 309.23-309.99, 312.3, 316-316.99, 780.50

Personality Disorders

DSM-IV Codes: 301-301.9

Social Conditions

DSM-IV Codes: V40.00-V40.60, V61-V71.02, 955.5-995.81
Presenting Problems: 740, 450, 620-632, 311-420

Deferred/No Diagnosis

DSM-IV Codes: 799.9-799.90, V71.09
Presenting Problems: 110, 130

Race

The Unknown category was utilized to group Clients who made no selection from the choices below indicating their race.

The following groupings are used for reporting race:

- White
- Black
- Native American
- Hispanic
- Asian
- Unknown

Various Categories:

In response to many special report requests in past years, the special reports table was generated to address the majority of those requests.

Description of the Data Book

This Data Book displays Counts of Admitted Clients Served by Funding Source for Sex, Age, Race, Presenting Problem/Diagnosis, County of Residence, and Other Indicators. It contains six tables presenting data for 1) Statewide Total, 2) Agency, 3) Agency Type, 4) County of Residence, 5) Planning Area, and 6) Various Categories.

Admitted Clients Served by Funding Source

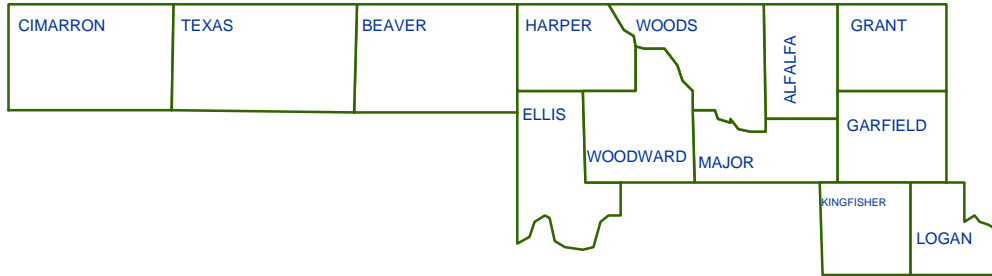
Admitted Clients Served are clients who have an admission transaction in the ICIS before or during the report year and had received a service during the report year. They are counted only once in the total for each level of aggregation or category in which they appear. This is called an unduplicated count. For example, a client may receive services at one hospital and then receive services at another hospital in the same year. This client would be counted twice (once at each hospital) in the agency report, but only once in the agency type and statewide tables. Because information such as age and sex should remain constant (except for data entry errors), counts for categories of these variables will sum to the total clients served on each table. Variables that might change from admission at one facility to admission at another or over time, (e.g., legal status, diagnosis, and target population) can be counted in more than one category and should not be summed.

This Data Book shows only clients who were admitted for services and excludes contacts. It enumerates admitted clients, but further limits the counts to specific subgroups of the client population. Each individual counted has received a service at some time during the year regardless of the year he/she was admitted. Clients are grouped by frequently referenced demographics: Sex, Age, Race, Presenting Problem/Diagnosis, County of Residence, and Other Indicators. A client may be in more than one of these groups, or a client's group may change during the year. As a result, the sum of target populations exceeds the total number served. However, for any given population, the age, race, and sex, which do not change (age is calculated as of a single point in time), are unduplicated counts and should equal the total.

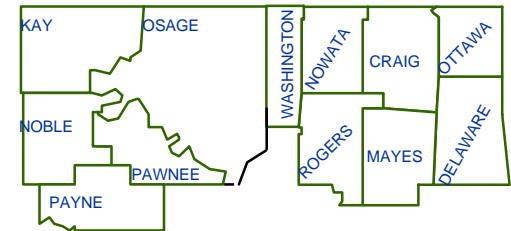
OKLAHOMA DEPARTMENT OF MENTAL HEALTH
AND SUBSTANCE ABUSE SERVICES

Planning Areas

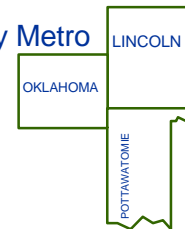
Northwest



Northeast



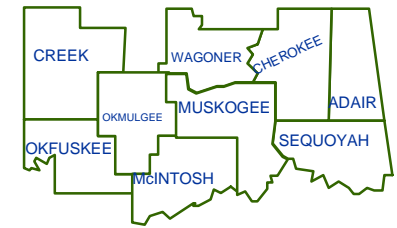
Okla. City Metro



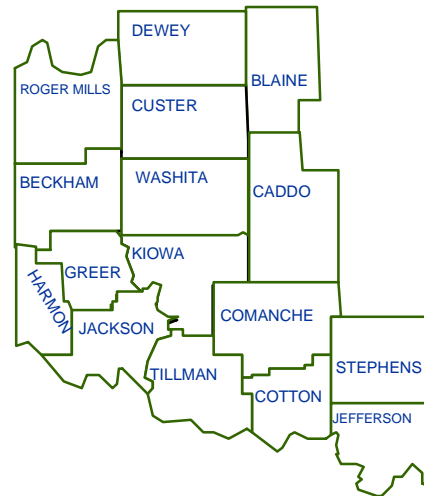
Tulsa Metro



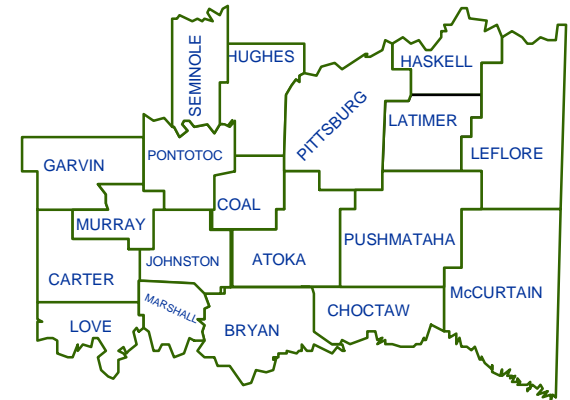
East Central



Central



Southwest



Southeast