

# *data*

BOOK FOR FISCAL YEAR 1995

Admitted Clients Served  
By Funding Source

Table 3. Counts of Admitted  
Clients Served for each  
Agency Type

# DATA BOOK FOR FISCAL YEAR 1995

Published by

Oklahoma Department of Mental Health and Substance Abuse  
Services

Prepared by

**Ali Akour, Ph.D.**

Data Analyst, Evaluation and Data Analysis Section  
Decision Support Services

2002

---

**Terry Cline, Ph.D., Commissioner**  
**Steve Davis, Ph.D., Director of Decision Support Services**  
**Mark Reynolds, Ed. D., Evaluation & Data Analysis Data Projects Manager**

## Public Domain Notice

The Data Book for Fiscal Year 1995 is in the public domain and may be reproduced or copied without permission from the Oklahoma Department of Mental Health and Substance Abuse Services. However, this publication may not be reproduced or distributed for a fee without the specific, written authorization of Oklahoma Department of Mental Health and Substance Abuse Services. Citation of the source is appreciated.

## Electronic Access to Publication

This publication is available on the World Wide Web at:  
<http://www.odmhsas.org/specialreports.htm>

## How to Contact Us

**Oklahoma Department of Mental Health and Substance Abuse Services  
Evaluation and Data Analysis Section**

P.O. Box 53277  
Oklahoma City, OK 73152-3277  
(405) 522-3813

# Contents

---

## Introduction

### Admitted Clients Served by Funding Source

- Table 1. Counts of Admitted Clients Served for **Statewide Total**
- Table 2. Counts of Admitted Clients Served for each **Agency**
- Table 3. Counts of Admitted Clients Served for each **Agency Type**
- Table 4. Counts of Admitted Clients Served for each **County of Residence**
- Table 5. Counts of Admitted Clients Served for each **Planning Area**
- Table 6. Counts of Admitted Clients Served for **Various Categories**

## Appendix

### Definitions of Terms and Categorization Variables

### Description of the Data Book

### Map of Planning Areas

# **DATA BOOK FOR FISCAL YEAR 1995**

## **Introduction**

---

Prior to Fiscal Year 1999, any client seen at an Oklahoma Department of Mental Health and Substance Abuse Services (ODMHSAS) contracted facility was reported, regardless of who paid for the service. Starting with Fiscal Year 1999, only clients funded in full or in part by ODMHSAS were reported. Therefore, previous years' reported client counts will be larger than in following years.

During the Fiscal Year 1995, the State of Oklahoma expenditures on community mental health services, inpatient facilities, substance abuse services, domestic violence/sexual assault services, and departmental management amounted to approximately \$158 million dollars. An unduplicated total of approximately 91,731 recipients were served system-wide in FY 1995. The unduplicated total of 91,731 recipients consists of 64,924 recipients that were admitted and served and 26,807 recipients that were contacts. This Data Book report is generated to provide basic information about these recipients for policy makers, interest groups, and others working to improve the quality of life for those in need.

The Data Book report is produced by the Evaluation and Data Analysis Section of the Decision Support Services Division at the ODMHSAS. The report summarizes demographic information for clients served in agencies operated by or funded through ODMHSAS. To create the Data Book report, data are extracted from the ODMHSAS Integrated Client Information System (ICIS). ICIS contains demographic and service information about service recipients and agencies.

This Data Book report focuses on Admitted Clients Served by Funding Source. To meet the specific needs of a variety of entities, the information is divided into tables and each table presents a different view of the data. Definitions of terms and a map of planning areas are also provided.

## Oklahoma Department of Mental Health and Substance Abuse Services

## Counts of Admitted Clients Served by Funding Source for Each Agency Type During FY1995

## HOSPITALS

|                                     | Total | Funding Source |                 |                   |                  |   | Medicaid | Other |
|-------------------------------------|-------|----------------|-----------------|-------------------|------------------|---|----------|-------|
|                                     |       | Mental Health  | Substance Abuse | Domestic Violence | Residential Care |   |          |       |
| <b>Total</b>                        |       |                |                 |                   |                  |   |          |       |
| Unduplicated Count                  | 3,680 | 3,680          | 0               | 0                 | 0                | 0 | 0        | 0     |
| <b>Sex</b>                          |       |                |                 |                   |                  |   |          |       |
| Female                              | 1,374 | 1,374          | 0               | 0                 | 0                | 0 | 0        | 0     |
| Male                                | 2,306 | 2,306          | 0               | 0                 | 0                | 0 | 0        | 0     |
| <b>Age</b>                          |       |                |                 |                   |                  |   |          |       |
| 0-04                                | 1     | 1              | 0               | 0                 | 0                | 0 | 0        | 0     |
| 05-17                               | 251   | 251            | 0               | 0                 | 0                | 0 | 0        | 0     |
| 18-20                               | 172   | 172            | 0               | 0                 | 0                | 0 | 0        | 0     |
| 21-24                               | 326   | 326            | 0               | 0                 | 0                | 0 | 0        | 0     |
| 25-34                               | 1,058 | 1,058          | 0               | 0                 | 0                | 0 | 0        | 0     |
| 35-44                               | 1,048 | 1,048          | 0               | 0                 | 0                | 0 | 0        | 0     |
| 45-54                               | 500   | 500            | 0               | 0                 | 0                | 0 | 0        | 0     |
| 55-64                               | 216   | 216            | 0               | 0                 | 0                | 0 | 0        | 0     |
| 65-74                               | 79    | 79             | 0               | 0                 | 0                | 0 | 0        | 0     |
| 75-84                               | 28    | 28             | 0               | 0                 | 0                | 0 | 0        | 0     |
| 85+                                 | 1     | 1              | 0               | 0                 | 0                | 0 | 0        | 0     |
| <b>Race</b>                         |       |                |                 |                   |                  |   |          |       |
| White                               | 2,587 | 2,587          | 0               | 0                 | 0                | 0 | 0        | 0     |
| Black                               | 624   | 624            | 0               | 0                 | 0                | 0 | 0        | 0     |
| Native American                     | 357   | 357            | 0               | 0                 | 0                | 0 | 0        | 0     |
| Hispanic                            | 82    | 82             | 0               | 0                 | 0                | 0 | 0        | 0     |
| Asian                               | 30    | 30             | 0               | 0                 | 0                | 0 | 0        | 0     |
| <b>Presenting Problem/Diagnosis</b> |       |                |                 |                   |                  |   |          |       |
| Alcohol Abuse                       | 234   | 234            | 0               | 0                 | 0                | 0 | 0        | 0     |
| Developmental Disorder              | 111   | 111            | 0               | 0                 | 0                | 0 | 0        | 0     |
| Mood Disorder                       | 1,135 | 1,135          | 0               | 0                 | 0                | 0 | 0        | 0     |
| Non Alcohol/Drug Related Or         | 89    | 89             | 0               | 0                 | 0                | 0 | 0        | 0     |
| Other Non-Psychotic                 | 412   | 412            | 0               | 0                 | 0                | 0 | 0        | 0     |
| Other Psychotic                     | 829   | 829            | 0               | 0                 | 0                | 0 | 0        | 0     |
| Personality Disorder                | 6     | 6              | 0               | 0                 | 0                | 0 | 0        | 0     |
| Schizophrenia                       | 642   | 642            | 0               | 0                 | 0                | 0 | 0        | 0     |
| Social Conditions                   | 22    | 22             | 0               | 0                 | 0                | 0 | 0        | 0     |
| Substance Related                   | 239   | 239            | 0               | 0                 | 0                | 0 | 0        | 0     |
| Deferred/No Diagnosis               | 15    | 15             | 0               | 0                 | 0                | 0 | 0        | 0     |
| <b>County of Residence</b>          |       |                |                 |                   |                  |   |          |       |
| Adair                               | 16    | 16             | 0               | 0                 | 0                | 0 | 0        | 0     |
| Atoka                               | 6     | 6              | 0               | 0                 | 0                | 0 | 0        | 0     |
| Beckham                             | 9     | 9              | 0               | 0                 | 0                | 0 | 0        | 0     |
| Blaine                              | 3     | 3              | 0               | 0                 | 0                | 0 | 0        | 0     |
| Bryan                               | 44    | 44             | 0               | 0                 | 0                | 0 | 0        | 0     |
| Caddo                               | 11    | 11             | 0               | 0                 | 0                | 0 | 0        | 0     |
| Canadian                            | 69    | 69             | 0               | 0                 | 0                | 0 | 0        | 0     |
| Carter                              | 53    | 53             | 0               | 0                 | 0                | 0 | 0        | 0     |
| Cherokee                            | 21    | 21             | 0               | 0                 | 0                | 0 | 0        | 0     |
| Choctaw                             | 3     | 3              | 0               | 0                 | 0                | 0 | 0        | 0     |
| Cleveland                           | 166   | 166            | 0               | 0                 | 0                | 0 | 0        | 0     |
| Coal                                | 1     | 1              | 0               | 0                 | 0                | 0 | 0        | 0     |
| Comanche                            | 14    | 14             | 0               | 0                 | 0                | 0 | 0        | 0     |
| Craig                               | 94    | 94             | 0               | 0                 | 0                | 0 | 0        | 0     |

Notes: The same client may be counted in more than one category, e.g., clients can receive services under more than one contract source, in more than one "County of Residence," or may have multiple "Other Indicators." Please see Definition page for other considerations.

## Oklahoma Department of Mental Health and Substance Abuse Services

## Counts of Admitted Clients Served by Funding Source for Each Agency Type During FY1995

## HOSPITALS

|              | Total | Funding Source |                 |                   |                  |          | Other |
|--------------|-------|----------------|-----------------|-------------------|------------------|----------|-------|
|              |       | Mental Health  | Substance Abuse | Domestic Violence | Residential Care | Medicaid |       |
| Creek        | 104   | 104            | 0               | 0                 | 0                | 0        | 0     |
| Custer       | 8     | 8              | 0               | 0                 | 0                | 0        | 0     |
| Delaware     | 46    | 46             | 0               | 0                 | 0                | 0        | 0     |
| Dewey        | 3     | 3              | 0               | 0                 | 0                | 0        | 0     |
| Garfield     | 23    | 23             | 0               | 0                 | 0                | 0        | 0     |
| Garvin       | 33    | 33             | 0               | 0                 | 0                | 0        | 0     |
| Grady        | 95    | 95             | 0               | 0                 | 0                | 0        | 0     |
| Grant        | 4     | 4              | 0               | 0                 | 0                | 0        | 0     |
| Greer        | 3     | 3              | 0               | 0                 | 0                | 0        | 0     |
| Harper       | 2     | 2              | 0               | 0                 | 0                | 0        | 0     |
| Haskell      | 1     | 1              | 0               | 0                 | 0                | 0        | 0     |
| Hughes       | 6     | 6              | 0               | 0                 | 0                | 0        | 0     |
| Jackson      | 9     | 9              | 0               | 0                 | 0                | 0        | 0     |
| Jefferson    | 1     | 1              | 0               | 0                 | 0                | 0        | 0     |
| Johnston     | 7     | 7              | 0               | 0                 | 0                | 0        | 0     |
| Kay          | 63    | 63             | 0               | 0                 | 0                | 0        | 0     |
| Kingfisher   | 6     | 6              | 0               | 0                 | 0                | 0        | 0     |
| Kiowa        | 2     | 2              | 0               | 0                 | 0                | 0        | 0     |
| Latimer      | 1     | 1              | 0               | 0                 | 0                | 0        | 0     |
| LeFlore      | 10    | 10             | 0               | 0                 | 0                | 0        | 0     |
| Lincoln      | 27    | 27             | 0               | 0                 | 0                | 0        | 0     |
| Logan        | 22    | 22             | 0               | 0                 | 0                | 0        | 0     |
| Love         | 4     | 4              | 0               | 0                 | 0                | 0        | 0     |
| Major        | 1     | 1              | 0               | 0                 | 0                | 0        | 0     |
| Marshall     | 18    | 18             | 0               | 0                 | 0                | 0        | 0     |
| Mayes        | 57    | 57             | 0               | 0                 | 0                | 0        | 0     |
| McClain      | 20    | 20             | 0               | 0                 | 0                | 0        | 0     |
| McCurtain    | 9     | 9              | 0               | 0                 | 0                | 0        | 0     |
| McIntosh     | 28    | 28             | 0               | 0                 | 0                | 0        | 0     |
| Murray       | 12    | 12             | 0               | 0                 | 0                | 0        | 0     |
| Muskogee     | 183   | 183            | 0               | 0                 | 0                | 0        | 0     |
| Noble        | 8     | 8              | 0               | 0                 | 0                | 0        | 0     |
| Nowata       | 12    | 12             | 0               | 0                 | 0                | 0        | 0     |
| Okfuskee     | 33    | 33             | 0               | 0                 | 0                | 0        | 0     |
| Oklahoma     | 781   | 781            | 0               | 0                 | 0                | 0        | 0     |
| Okmulgee     | 72    | 72             | 0               | 0                 | 0                | 0        | 0     |
| Osage        | 54    | 54             | 0               | 0                 | 0                | 0        | 0     |
| Ottawa       | 92    | 92             | 0               | 0                 | 0                | 0        | 0     |
| Pawnee       | 14    | 14             | 0               | 0                 | 0                | 0        | 0     |
| Payne        | 84    | 84             | 0               | 0                 | 0                | 0        | 0     |
| Pittsburgh   | 5     | 5              | 0               | 0                 | 0                | 0        | 0     |
| Pontotoc     | 58    | 58             | 0               | 0                 | 0                | 0        | 0     |
| Pottawatomie | 125   | 125            | 0               | 0                 | 0                | 0        | 0     |
| Pushmataha   | 5     | 5              | 0               | 0                 | 0                | 0        | 0     |
| Roger Mills  | 3     | 3              | 0               | 0                 | 0                | 0        | 0     |
| Rogers       | 86    | 86             | 0               | 0                 | 0                | 0        | 0     |
| Seminole     | 27    | 27             | 0               | 0                 | 0                | 0        | 0     |
| Sequoyah     | 22    | 22             | 0               | 0                 | 0                | 0        | 0     |
| Stephens     | 10    | 10             | 0               | 0                 | 0                | 0        | 0     |
| Texas        | 2     | 2              | 0               | 0                 | 0                | 0        | 0     |
| Tillman      | 3     | 3              | 0               | 0                 | 0                | 0        | 0     |
| Tulsa        | 692   | 692            | 0               | 0                 | 0                | 0        | 0     |
| Wagoner      | 19    | 19             | 0               | 0                 | 0                | 0        | 0     |

Notes: The same client may be counted in more than one category, e.g., clients can receive services under more than one contract source, in more than one "County of Residence," or may have multiple "Other Indicators." Please see Definition page for other considerations.

## Oklahoma Department of Mental Health and Substance Abuse Services

## Counts of Admitted Clients Served by Funding Source for Each Agency Type During FY1995

**HOSPITALS**

|                           | Total | Funding Source |                 |                   |                  |          | Other |
|---------------------------|-------|----------------|-----------------|-------------------|------------------|----------|-------|
|                           |       | Mental Health  | Substance Abuse | Domestic Violence | Residential Care | Medicaid |       |
| Washington                | 78    | 78             | 0               | 0                 | 0                | 0        | 0     |
| Washita                   | 6     | 6              | 0               | 0                 | 0                | 0        | 0     |
| Woods                     | 2     | 2              | 0               | 0                 | 0                | 0        | 0     |
| Woodward                  | 3     | 3              | 0               | 0                 | 0                | 0        | 0     |
| Out of State/Unknown      | 94    | 94             | 0               | 0                 | 0                | 0        | 0     |
| <b>Other Indicators</b>   |       |                |                 |                   |                  |          |       |
| Deaf and Hearing Impaired | 61    | 61             | 0               | 0                 | 0                | 0        | 0     |
| Dual Diagnosis            | 1,572 | 1,572          | 0               | 0                 | 0                | 0        | 0     |
| Homeless                  | 435   | 435            | 0               | 0                 | 0                | 0        | 0     |
| SED (6-17)                | 245   | 245            | 0               | 0                 | 0                | 0        | 0     |
| SMI                       | 2,755 | 2,755          | 0               | 0                 | 0                | 0        | 0     |

Notes: The same client may be counted in more than one category, e.g., clients can receive services under more than one contract source, in more than one "County of Residence," or may have multiple "Other Indicators." Please see Definition page for other considerations.



## Oklahoma Department of Mental Health and Substance Abuse Services

## Counts of Admitted Clients Served by Funding Source for Each Agency Type During FY1995

## COMMUNITY MENTAL HEALTH

|                                     | Total  | Funding Source |                 |                   |                  |          | Other |
|-------------------------------------|--------|----------------|-----------------|-------------------|------------------|----------|-------|
|                                     |        | Mental Health  | Substance Abuse | Domestic Violence | Residential Care | Medicaid |       |
| <b>Total</b>                        |        |                |                 |                   |                  |          |       |
| Unduplicated Count                  | 42,750 | 31,898         | 16,745          | 0                 | 0                | 6        | 4,534 |
| <b>Sex</b>                          |        |                |                 |                   |                  |          |       |
| Female                              | 22,825 | 17,095         | 8,716           | 0                 | 0                | 4        | 2,556 |
| Male                                | 19,925 | 14,803         | 8,029           | 0                 | 0                | 2        | 1,978 |
| <b>Age</b>                          |        |                |                 |                   |                  |          |       |
| 0-04                                | 870    | 732            | 19              | 0                 | 0                | 0        | 194   |
| 05-17                               | 8,256  | 7,568          | 322             | 0                 | 0                | 2        | 1,301 |
| 18-20                               | 1,468  | 1,250          | 469             | 0                 | 0                | 0        | 133   |
| 21-24                               | 2,620  | 2,069          | 1,057           | 0                 | 0                | 0        | 209   |
| 25-34                               | 9,105  | 6,893          | 4,108           | 0                 | 0                | 1        | 685   |
| 35-44                               | 9,591  | 6,707          | 4,957           | 0                 | 0                | 1        | 772   |
| 45-54                               | 5,543  | 3,749          | 2,931           | 0                 | 0                | 1        | 387   |
| 55-64                               | 2,929  | 1,792          | 1,639           | 0                 | 0                | 0        | 254   |
| 65-74                               | 1,484  | 785            | 820             | 0                 | 0                | 1        | 245   |
| 75-84                               | 629    | 276            | 310             | 0                 | 0                | 0        | 213   |
| 85+                                 | 255    | 77             | 113             | 0                 | 0                | 0        | 141   |
| <b>Race</b>                         |        |                |                 |                   |                  |          |       |
| White                               | 33,165 | 25,085         | 12,777          | 0                 | 0                | 4        | 3,127 |
| Black                               | 5,279  | 3,486          | 2,393           | 0                 | 0                | 2        | 953   |
| Native American                     | 3,081  | 2,371          | 1,164           | 0                 | 0                | 0        | 328   |
| Hispanic                            | 1,094  | 845            | 354             | 0                 | 0                | 0        | 101   |
| Asian                               | 190    | 137            | 74              | 0                 | 0                | 0        | 27    |
| <b>Presenting Problem/Diagnosis</b> |        |                |                 |                   |                  |          |       |
| Alcohol Abuse                       | 2,168  | 1,416          | 1,158           | 0                 | 0                | 0        | 83    |
| Developmental Disorder              | 3,357  | 3,016          | 246             | 0                 | 0                | 1        | 519   |
| Mood Disorder                       | 15,397 | 11,506         | 6,699           | 0                 | 0                | 1        | 1,170 |
| Non Alcohol/Drug Related Or         | 980    | 424            | 541             | 0                 | 0                | 0        | 300   |
| Other Non-Psychotic                 | 7,098  | 5,786          | 1,635           | 0                 | 0                | 1        | 914   |
| Other Psychotic                     | 3,249  | 2,303          | 1,704           | 0                 | 0                | 0        | 177   |
| Personality Disorder                | 618    | 449            | 289             | 0                 | 0                | 0        | 47    |
| Schizophrenia                       | 5,529  | 3,279          | 3,490           | 0                 | 0                | 2        | 418   |
| Social Conditions                   | 3,874  | 3,158          | 307             | 0                 | 0                | 1        | 847   |
| Substance Related                   | 1,734  | 1,147          | 965             | 0                 | 0                | 0        | 52    |
| Deferred/No Diagnosis               | 150    | 127            | 36              | 0                 | 0                | 0        | 16    |
| <b>County of Residence</b>          |        |                |                 |                   |                  |          |       |
| Adair                               | 188    | 180            | 41              | 0                 | 0                | 0        | 0     |
| Alfalfa                             | 83     | 76             | 8               | 0                 | 0                | 0        | 1     |
| Atoka                               | 174    | 154            | 10              | 0                 | 0                | 0        | 14    |
| Beaver                              | 34     | 30             | 4               | 0                 | 0                | 0        | 0     |
| Beckham                             | 586    | 390            | 310             | 0                 | 0                | 0        | 29    |
| Blaine                              | 220    | 134            | 86              | 0                 | 0                | 0        | 31    |
| Bryan                               | 757    | 612            | 288             | 0                 | 0                | 0        | 14    |
| Caddo                               | 263    | 232            | 62              | 0                 | 0                | 0        | 1     |
| Canadian                            | 1,052  | 843            | 430             | 0                 | 0                | 0        | 8     |
| Carter                              | 927    | 656            | 349             | 0                 | 0                | 0        | 114   |
| Cherokee                            | 600    | 552            | 73              | 0                 | 0                | 0        | 5     |
| Choctaw                             | 185    | 181            | 8               | 0                 | 0                | 0        | 0     |
| Cimarron                            | 14     | 13             | 1               | 0                 | 0                | 0        | 0     |
| Cleveland                           | 1,385  | 1,258          | 111             | 0                 | 0                | 2        | 86    |

Notes: The same client may be counted in more than one category, e.g., clients can receive services under more than one contract source, in more than one "County of Residence," or may have multiple "Other Indicators." Please see Definition page for other considerations.

## Oklahoma Department of Mental Health and Substance Abuse Services

## Counts of Admitted Clients Served by Funding Source for Each Agency Type During FY1995

## COMMUNITY MENTAL HEALTH

|              | Funding Source |                 |                   |                  |          |       | Total |
|--------------|----------------|-----------------|-------------------|------------------|----------|-------|-------|
|              | Mental Health  | Substance Abuse | Domestic Violence | Residential Care | Medicaid | Other |       |
| Coal         | 54             | 3               | 0                 | 0                | 0        | 18    |       |
| Comanche     | 1,258          | 231             | 0                 | 0                | 0        | 56    |       |
| Cotton       | 40             | 8               | 0                 | 0                | 0        | 0     |       |
| Craig        | 353            | 430             | 0                 | 0                | 0        | 23    |       |
| Creek        | 344            | 448             | 0                 | 0                | 0        | 0     |       |
| Custer       | 404            | 296             | 0                 | 0                | 0        | 39    |       |
| Delaware     | 339            | 182             | 0                 | 0                | 0        | 41    |       |
| Dewey        | 30             | 19              | 0                 | 0                | 0        | 1     |       |
| Ellis        | 33             | 5               | 0                 | 0                | 0        | 0     |       |
| Garfield     | 739            | 176             | 0                 | 0                | 0        | 1     |       |
| Garvin       | 274            | 223             | 0                 | 0                | 0        | 25    |       |
| Grady        | 579            | 275             | 0                 | 0                | 0        | 1     |       |
| Grant        | 50             | 1               | 0                 | 0                | 0        | 0     |       |
| Greer        | 109            | 39              | 0                 | 0                | 0        | 1     |       |
| Harmon       | 20             | 4               | 0                 | 0                | 0        | 0     |       |
| Harper       | 43             | 3               | 0                 | 0                | 0        | 1     |       |
| Haskell      | 137            | 3               | 0                 | 0                | 0        | 1     |       |
| Hughes       | 144            | 4               | 0                 | 0                | 0        | 2     |       |
| Jackson      | 255            | 28              | 0                 | 0                | 0        | 8     |       |
| Jefferson    | 35             | 11              | 0                 | 0                | 0        | 0     |       |
| Johnston     | 189            | 98              | 0                 | 0                | 0        | 5     |       |
| Kay          | 965            | 183             | 0                 | 0                | 0        | 58    |       |
| Kingfisher   | 193            | 49              | 0                 | 0                | 0        | 0     |       |
| Kiowa        | 194            | 71              | 0                 | 0                | 0        | 9     |       |
| Latimer      | 99             | 4               | 0                 | 0                | 0        | 0     |       |
| LeFlore      | 378            | 7               | 0                 | 0                | 0        | 0     |       |
| Lincoln      | 110            | 138             | 0                 | 0                | 0        | 462   |       |
| Logan        | 276            | 16              | 0                 | 0                | 0        | 2     |       |
| Love         | 118            | 60              | 0                 | 0                | 0        | 3     |       |
| Major        | 62             | 3               | 0                 | 0                | 0        | 0     |       |
| Marshall     | 217            | 112             | 0                 | 0                | 0        | 7     |       |
| Mayes        | 434            | 237             | 0                 | 0                | 0        | 25    |       |
| McClain      | 88             | 7               | 0                 | 0                | 0        | 8     |       |
| McCurtain    | 349            | 3               | 0                 | 0                | 0        | 0     |       |
| McIntosh     | 388            | 250             | 0                 | 0                | 0        | 0     |       |
| Murray       | 193            | 130             | 0                 | 0                | 0        | 10    |       |
| Muskogee     | 2,288          | 772             | 0                 | 0                | 2        | 3     |       |
| Noble        | 115            | 28              | 0                 | 0                | 0        | 14    |       |
| Nowata       | 90             | 57              | 0                 | 0                | 0        | 0     |       |
| Okfuskee     | 118            | 178             | 0                 | 0                | 0        | 1     |       |
| Oklahoma     | 4,339          | 4,019           | 0                 | 0                | 2        | 2,463 |       |
| Okmulgee     | 353            | 316             | 0                 | 0                | 0        | 1     |       |
| Osage        | 304            | 126             | 0                 | 0                | 0        | 97    |       |
| Ottawa       | 398            | 203             | 0                 | 0                | 0        | 33    |       |
| Pawnee       | 94             | 37              | 0                 | 0                | 0        | 21    |       |
| Payne        | 648            | 238             | 0                 | 0                | 0        | 115   |       |
| Pittsburgh   | 795            | 64              | 0                 | 0                | 0        | 0     |       |
| Pontotoc     | 429            | 279             | 0                 | 0                | 0        | 22    |       |
| Pottawatomie | 159            | 201             | 0                 | 0                | 0        | 541   |       |
| Pushmataha   | 118            | 3               | 0                 | 0                | 0        | 2     |       |
| Roger Mills  | 13             | 9               | 0                 | 0                | 0        | 1     |       |
| Rogers       | 453            | 348             | 0                 | 0                | 0        | 3     |       |
| Seminole     | 282            | 322             | 0                 | 0                | 0        | 87    |       |

Notes: The same client may be counted in more than one category, e.g., clients can receive services under more than one contract source, in more than one "County of Residence," or may have multiple "Other Indicators." Please see Definition page for other considerations.

## Oklahoma Department of Mental Health and Substance Abuse Services

## Counts of Admitted Clients Served by Funding Source for Each Agency Type During FY1995

## COMMUNITY MENTAL HEALTH

|                           | Total  | Funding Source |                 |                   |                  |          | Other |
|---------------------------|--------|----------------|-----------------|-------------------|------------------|----------|-------|
|                           |        | Mental Health  | Substance Abuse | Domestic Violence | Residential Care | Medicaid |       |
| Sequoyah                  | 560    | 552            | 30              | 0                 | 0                | 0        | 0     |
| Stephens                  | 317    | 296            | 80              | 0                 | 0                | 0        | 1     |
| Texas                     | 209    | 205            | 10              | 0                 | 0                | 0        | 0     |
| Tillman                   | 91     | 81             | 14              | 0                 | 0                | 0        | 2     |
| Tulsa                     | 5,736  | 3,864          | 3,592           | 0                 | 0                | 0        | 6     |
| Wagoner                   | 367    | 353            | 47              | 0                 | 0                | 0        | 4     |
| Washington                | 551    | 418            | 330             | 0                 | 0                | 0        | 0     |
| Washita                   | 231    | 175            | 93              | 0                 | 0                | 0        | 11    |
| Woods                     | 240    | 233            | 10              | 0                 | 0                | 0        | 1     |
| Woodward                  | 489    | 452            | 87              | 0                 | 0                | 0        | 0     |
| Out of State/Unknown      | 168    | 146            | 48              | 0                 | 0                | 0        | 0     |
| <b>Other Indicators</b>   |        |                |                 |                   |                  |          |       |
| Deaf and Hearing Impaired | 421    | 210            | 253             | 0                 | 0                | 0        | 60    |
| Dual Diagnosis            | 7,182  | 4,930          | 4,193           | 0                 | 0                | 1        | 463   |
| Homeless                  | 1,873  | 1,369          | 1,003           | 0                 | 0                | 0        | 67    |
| SED (6-17)                | 3,937  | 3,707          | 181             | 0                 | 0                | 1        | 513   |
| SMI                       | 21,365 | 14,228         | 12,641          | 0                 | 0                | 4        | 1,705 |

Notes: The same client may be counted in more than one category, e.g., clients can receive services under more than one contract source, in more than one "County of Residence," or may have multiple "Other Indicators." Please see Definition page for other considerations.

## Oklahoma Department of Mental Health and Substance Abuse Services

## Counts of Admitted Clients Served by Funding Source for Each Agency Type During FY1995

## SUBSTANCE ABUSE

|                                     | Total  | Funding Source |                 |                   |                  |          | Other |
|-------------------------------------|--------|----------------|-----------------|-------------------|------------------|----------|-------|
|                                     |        | Mental Health  | Substance Abuse | Domestic Violence | Residential Care | Medicaid |       |
| <b>Total</b>                        |        |                |                 |                   |                  |          |       |
| Unduplicated Count                  | 14,654 | 207            | 14,228          | 0                 | 0                | 0        | 951   |
| <b>Sex</b>                          |        |                |                 |                   |                  |          |       |
| Female                              | 5,336  | 141            | 5,225           | 0                 | 0                | 0        | 268   |
| Male                                | 9,318  | 66             | 9,003           | 0                 | 0                | 0        | 683   |
| <b>Age</b>                          |        |                |                 |                   |                  |          |       |
| 0-04                                | 325    | 17             | 325             | 0                 | 0                | 0        | 10    |
| 05-17                               | 2,261  | 82             | 2,161           | 0                 | 0                | 0        | 218   |
| 18-20                               | 729    | 6              | 709             | 0                 | 0                | 0        | 34    |
| 21-24                               | 1,310  | 12             | 1,277           | 0                 | 0                | 0        | 72    |
| 25-34                               | 4,623  | 51             | 4,492           | 0                 | 0                | 0        | 276   |
| 35-44                               | 3,812  | 27             | 3,723           | 0                 | 0                | 0        | 240   |
| 45-54                               | 1,181  | 9              | 1,139           | 0                 | 0                | 0        | 80    |
| 55-64                               | 343    | 2              | 335             | 0                 | 0                | 0        | 16    |
| 65-74                               | 57     | 1              | 55              | 0                 | 0                | 0        | 4     |
| 75-84                               | 12     | 0              | 11              | 0                 | 0                | 0        | 1     |
| 85+                                 | 1      | 0              | 1               | 0                 | 0                | 0        | 0     |
| <b>Race</b>                         |        |                |                 |                   |                  |          |       |
| White                               | 10,036 | 141            | 9,729           | 0                 | 0                | 0        | 651   |
| Black                               | 2,362  | 39             | 2,288           | 0                 | 0                | 0        | 173   |
| Native American                     | 1,825  | 19             | 1,800           | 0                 | 0                | 0        | 86    |
| Hispanic                            | 427    | 8              | 408             | 0                 | 0                | 0        | 38    |
| Asian                               | 35     | 0              | 34              | 0                 | 0                | 0        | 3     |
| <b>Presenting Problem/Diagnosis</b> |        |                |                 |                   |                  |          |       |
| Alcohol Abuse                       | 5,564  | 16             | 5,470           | 0                 | 0                | 0        | 274   |
| Developmental Disorder              | 117    | 14             | 97              | 0                 | 0                | 0        | 23    |
| Mood Disorder                       | 190    | 26             | 151             | 0                 | 0                | 0        | 47    |
| Non Alcohol/Drug Related Or         | 4      | 0              | 3               | 0                 | 0                | 0        | 1     |
| Other Non-Psychotic                 | 171    | 11             | 157             | 0                 | 0                | 0        | 11    |
| Other Psychotic                     | 21     | 5              | 11              | 0                 | 0                | 0        | 12    |
| Personality Disorder                | 7      | 1              | 6               | 0                 | 0                | 0        | 1     |
| Schizophrenia                       | 2      | 0              | 2               | 0                 | 0                | 0        | 0     |
| Social Conditions                   | 1,857  | 91             | 1,813           | 0                 | 0                | 0        | 91    |
| Substance Related                   | 6,953  | 34             | 6,755           | 0                 | 0                | 0        | 469   |
| Deferred/No Diagnosis               | 127    | 9              | 112             | 0                 | 0                | 0        | 23    |
| <b>County of Residence</b>          |        |                |                 |                   |                  |          |       |
| Adair                               | 32     | 0              | 30              | 0                 | 0                | 0        | 2     |
| Alfalfa                             | 15     | 1              | 15              | 0                 | 0                | 0        | 1     |
| Atoka                               | 60     | 0              | 60              | 0                 | 0                | 0        | 0     |
| Beaver                              | 8      | 0              | 7               | 0                 | 0                | 0        | 1     |
| Beckham                             | 75     | 0              | 73              | 0                 | 0                | 0        | 3     |
| Blaine                              | 53     | 0              | 52              | 0                 | 0                | 0        | 1     |
| Bryan                               | 80     | 0              | 80              | 0                 | 0                | 0        | 0     |
| Caddo                               | 111    | 0              | 111             | 0                 | 0                | 0        | 3     |
| Canadian                            | 129    | 3              | 129             | 0                 | 0                | 0        | 2     |
| Carter                              | 85     | 2              | 82              | 0                 | 0                | 0        | 3     |
| Cherokee                            | 77     | 0              | 77              | 0                 | 0                | 0        | 1     |
| Choctaw                             | 126    | 0              | 126             | 0                 | 0                | 0        | 0     |
| Cimarron                            | 10     | 0              | 10              | 0                 | 0                | 0        | 0     |
| Cleveland                           | 1,289  | 0              | 1,164           | 0                 | 0                | 0        | 132   |

Notes: The same client may be counted in more than one category, e.g., clients can receive services under more than one contract source, in more than one "County of Residence," or may have multiple "Other Indicators." Please see Definition page for other considerations.

## Oklahoma Department of Mental Health and Substance Abuse Services

## Counts of Admitted Clients Served by Funding Source for Each Agency Type During FY1995

## SUBSTANCE ABUSE

|              | Total | Funding Source |                 |                   |                  |          | Other |
|--------------|-------|----------------|-----------------|-------------------|------------------|----------|-------|
|              |       | Mental Health  | Substance Abuse | Domestic Violence | Residential Care | Medicaid |       |
| Coal         | 48    | 0              | 48              | 0                 | 0                | 0        | 0     |
| Comanche     | 362   | 1              | 361             | 0                 | 0                | 0        | 6     |
| Cotton       | 15    | 0              | 14              | 0                 | 0                | 0        | 2     |
| Craig        | 70    | 0              | 70              | 0                 | 0                | 0        | 1     |
| Creek        | 205   | 0              | 200             | 0                 | 0                | 0        | 15    |
| Custer       | 75    | 0              | 73              | 0                 | 0                | 0        | 5     |
| Delaware     | 141   | 0              | 141             | 0                 | 0                | 0        | 2     |
| Dewey        | 5     | 0              | 5               | 0                 | 0                | 0        | 0     |
| Ellis        | 4     | 0              | 4               | 0                 | 0                | 0        | 0     |
| Garfield     | 418   | 138            | 273             | 0                 | 0                | 0        | 188   |
| Garvin       | 49    | 0              | 49              | 0                 | 0                | 0        | 1     |
| Grady        | 292   | 0              | 290             | 0                 | 0                | 0        | 3     |
| Grant        | 6     | 2              | 4               | 0                 | 0                | 0        | 4     |
| Greer        | 48    | 0              | 48              | 0                 | 0                | 0        | 0     |
| Harmon       | 14    | 0              | 14              | 0                 | 0                | 0        | 0     |
| Harper       | 2     | 0              | 2               | 0                 | 0                | 0        | 0     |
| Haskell      | 17    | 0              | 17              | 0                 | 0                | 0        | 2     |
| Hughes       | 56    | 0              | 56              | 0                 | 0                | 0        | 5     |
| Jackson      | 103   | 1              | 103             | 0                 | 0                | 0        | 1     |
| Jefferson    | 12    | 0              | 12              | 0                 | 0                | 0        | 1     |
| Johnston     | 28    | 0              | 28              | 0                 | 0                | 0        | 0     |
| Kay          | 182   | 0              | 144             | 0                 | 0                | 0        | 77    |
| Kingfisher   | 21    | 4              | 11              | 0                 | 0                | 0        | 11    |
| Kiowa        | 43    | 0              | 43              | 0                 | 0                | 0        | 0     |
| Latimer      | 33    | 0              | 33              | 0                 | 0                | 0        | 0     |
| LeFlore      | 82    | 0              | 81              | 0                 | 0                | 0        | 1     |
| Lincoln      | 94    | 0              | 91              | 0                 | 0                | 0        | 3     |
| Logan        | 225   | 12             | 223             | 0                 | 0                | 0        | 17    |
| Love         | 8     | 0              | 7               | 0                 | 0                | 0        | 1     |
| Major        | 9     | 1              | 8               | 0                 | 0                | 0        | 1     |
| Marshall     | 25    | 0              | 25              | 0                 | 0                | 0        | 0     |
| Mayes        | 122   | 0              | 120             | 0                 | 0                | 0        | 5     |
| McClain      | 61    | 0              | 61              | 0                 | 0                | 0        | 0     |
| McCurtain    | 262   | 2              | 261             | 0                 | 0                | 0        | 2     |
| McIntosh     | 123   | 0              | 123             | 0                 | 0                | 0        | 3     |
| Murray       | 23    | 0              | 23              | 0                 | 0                | 0        | 0     |
| Muskogee     | 265   | 5              | 265             | 0                 | 0                | 0        | 6     |
| Noble        | 81    | 0              | 80              | 0                 | 0                | 0        | 1     |
| Nowata       | 18    | 0              | 17              | 0                 | 0                | 0        | 2     |
| Okfuskee     | 31    | 0              | 31              | 0                 | 0                | 0        | 0     |
| Oklahoma     | 3,371 | 19             | 3,340           | 0                 | 0                | 0        | 116   |
| Okmulgee     | 139   | 0              | 137             | 0                 | 0                | 0        | 10    |
| Osage        | 82    | 0              | 81              | 0                 | 0                | 0        | 2     |
| Ottawa       | 368   | 0              | 368             | 0                 | 0                | 0        | 3     |
| Pawnee       | 67    | 0              | 67              | 0                 | 0                | 0        | 0     |
| Payne        | 600   | 0              | 600             | 0                 | 0                | 0        | 4     |
| Pittsburgh   | 214   | 0              | 212             | 0                 | 0                | 0        | 4     |
| Pontotoc     | 171   | 0              | 171             | 0                 | 0                | 0        | 0     |
| Pottawatomie | 313   | 0              | 312             | 0                 | 0                | 0        | 8     |
| Pushmataha   | 46    | 1              | 46              | 0                 | 0                | 0        | 0     |
| Roger Mills  | 7     | 0              | 7               | 0                 | 0                | 0        | 1     |
| Rogers       | 238   | 0              | 236             | 0                 | 0                | 0        | 22    |
| Seminole     | 191   | 0              | 187             | 0                 | 0                | 0        | 24    |

Notes: The same client may be counted in more than one category, e.g., clients can receive services under more than one contract source, in more than one "County of Residence," or may have multiple "Other Indicators." Please see Definition page for other considerations.

## Oklahoma Department of Mental Health and Substance Abuse Services

## Counts of Admitted Clients Served by Funding Source for Each Agency Type During FY1995

## SUBSTANCE ABUSE

|                           | Total | Funding Source |                 |                   |                  |          | Other |
|---------------------------|-------|----------------|-----------------|-------------------|------------------|----------|-------|
|                           |       | Mental Health  | Substance Abuse | Domestic Violence | Residential Care | Medicaid |       |
| Sequoyah                  | 32    | 0              | 32              | 0                 | 0                | 0        | 0     |
| Stephens                  | 102   | 0              | 102             | 0                 | 0                | 0        | 1     |
| Texas                     | 61    | 0              | 60              | 0                 | 0                | 0        | 1     |
| Tillman                   | 30    | 0              | 29              | 0                 | 0                | 0        | 1     |
| Tulsa                     | 2,535 | 9              | 2,493           | 0                 | 0                | 0        | 202   |
| Wagoner                   | 98    | 1              | 97              | 0                 | 0                | 0        | 5     |
| Washington                | 317   | 0              | 314             | 0                 | 0                | 0        | 17    |
| Washita                   | 28    | 0              | 28              | 0                 | 0                | 0        | 0     |
| Woods                     | 26    | 0              | 26              | 0                 | 0                | 0        | 0     |
| Woodward                  | 43    | 0              | 42              | 0                 | 0                | 0        | 3     |
| Out of State/Unknown      | 222   | 5              | 218             | 0                 | 0                | 0        | 12    |
| <b>Other Indicators</b>   |       |                |                 |                   |                  |          |       |
| Deaf and Hearing Impaired | 57    | 0              | 57              | 0                 | 0                | 0        | 0     |
| Dual Diagnosis            | 379   | 13             | 365             | 0                 | 0                | 0        | 27    |
| Homeless                  | 1,354 | 40             | 1,323           | 0                 | 0                | 0        | 122   |
| SED (6-17)                | 202   | 3              | 177             | 0                 | 0                | 0        | 25    |
| SMI                       | 2,239 | 36             | 2,194           | 0                 | 0                | 0        | 136   |

Notes: The same client may be counted in more than one category, e.g., clients can receive services under more than one contract source, in more than one "County of Residence," or may have multiple "Other Indicators." Please see Definition page for other considerations.

## Oklahoma Department of Mental Health and Substance Abuse Services

## Counts of Admitted Clients Served by Funding Source for Each Agency Type During FY1995

## DOMESTIC VIOLENCE AND SEXUAL ASSAULT

|                                     | Total | Funding Source |                 |                   |                  |          | Other |
|-------------------------------------|-------|----------------|-----------------|-------------------|------------------|----------|-------|
|                                     |       | Mental Health  | Substance Abuse | Domestic Violence | Residential Care | Medicaid |       |
| <b>Total</b>                        |       |                |                 |                   |                  |          |       |
| Unduplicated Count                  | 8,853 | 4              | 347             | 8,615             | 0                | 0        | 80    |
| <b>Sex</b>                          |       |                |                 |                   |                  |          |       |
| Female                              | 6,427 | 4              | 149             | 6,377             | 0                | 0        | 35    |
| Male                                | 2,426 | 0              | 198             | 2,238             | 0                | 0        | 45    |
| <b>Age</b>                          |       |                |                 |                   |                  |          |       |
| 0-04                                | 1,623 | 0              | 0               | 1,618             | 0                | 0        | 8     |
| 05-17                               | 1,932 | 0              | 0               | 1,927             | 0                | 0        | 5     |
| 18-20                               | 421   | 0              | 8               | 416               | 0                | 0        | 6     |
| 21-24                               | 793   | 1              | 41              | 765               | 0                | 0        | 12    |
| 25-34                               | 2,202 | 3              | 132             | 2,111             | 0                | 0        | 26    |
| 35-44                               | 1,368 | 0              | 133             | 1,286             | 0                | 0        | 13    |
| 45-54                               | 391   | 0              | 25              | 374               | 0                | 0        | 8     |
| 55-64                               | 89    | 0              | 6               | 85                | 0                | 0        | 2     |
| 65-74                               | 24    | 0              | 2               | 23                | 0                | 0        | 0     |
| 75-84                               | 9     | 0              | 0               | 9                 | 0                | 0        | 0     |
| 85+                                 | 1     | 0              | 0               | 1                 | 0                | 0        | 0     |
| <b>Race</b>                         |       |                |                 |                   |                  |          |       |
| White                               | 5,722 | 3              | 245             | 5,544             | 0                | 0        | 60    |
| Black                               | 1,500 | 1              | 54              | 1,467             | 0                | 0        | 16    |
| Native American                     | 1,137 | 0              | 32              | 1,121             | 0                | 0        | 2     |
| Hispanic                            | 466   | 0              | 15              | 456               | 0                | 0        | 1     |
| Asian                               | 39    | 0              | 1               | 38                | 0                | 0        | 1     |
| <b>Presenting Problem/Diagnosis</b> |       |                |                 |                   |                  |          |       |
| Alcohol Abuse                       | 116   | 1              | 73              | 54                | 0                | 0        | 1     |
| Developmental Disorder              | 157   | 0              | 0               | 156               | 0                | 0        | 1     |
| Mood Disorder                       | 39    | 0              | 0               | 39                | 0                | 0        | 2     |
| Other Psychotic                     | 4     | 0              | 0               | 4                 | 0                | 0        | 0     |
| Social Conditions                   | 7,947 | 2              | 199             | 7,834             | 0                | 0        | 66    |
| Substance Related                   | 117   | 1              | 75              | 55                | 0                | 0        | 2     |
| Deferred/No Diagnosis               | 501   | 0              | 0               | 500               | 0                | 0        | 8     |
| <b>County of Residence</b>          |       |                |                 |                   |                  |          |       |
| Adair                               | 54    | 0              | 0               | 54                | 0                | 0        | 0     |
| Alfalfa                             | 7     | 0              | 0               | 7                 | 0                | 0        | 0     |
| Atoka                               | 8     | 0              | 0               | 8                 | 0                | 0        | 0     |
| Beaver                              | 3     | 0              | 0               | 3                 | 0                | 0        | 0     |
| Beckham                             | 26    | 0              | 0               | 26                | 0                | 0        | 0     |
| Blaine                              | 8     | 0              | 0               | 8                 | 0                | 0        | 0     |
| Bryan                               | 146   | 0              | 0               | 146               | 0                | 0        | 0     |
| Caddo                               | 53    | 0              | 0               | 53                | 0                | 0        | 0     |
| Canadian                            | 68    | 0              | 0               | 68                | 0                | 0        | 0     |
| Carter                              | 130   | 0              | 0               | 130               | 0                | 0        | 0     |
| Cherokee                            | 136   | 0              | 0               | 136               | 0                | 0        | 0     |
| Choctaw                             | 88    | 0              | 0               | 88                | 0                | 0        | 0     |
| Cimarron                            | 2     | 0              | 0               | 2                 | 0                | 0        | 0     |
| Cleveland                           | 240   | 0              | 0               | 240               | 0                | 0        | 0     |
| Coal                                | 18    | 0              | 0               | 18                | 0                | 0        | 0     |
| Comanche                            | 426   | 1              | 0               | 426               | 0                | 0        | 0     |
| Cotton                              | 9     | 0              | 0               | 9                 | 0                | 0        | 0     |
| Craig                               | 28    | 0              | 0               | 28                | 0                | 0        | 0     |

Notes: The same client may be counted in more than one category, e.g., clients can receive services under more than one contract source, in more than one "County of Residence," or may have multiple "Other Indicators." Please see Definition page for other considerations.

## Oklahoma Department of Mental Health and Substance Abuse Services

## Counts of Admitted Clients Served by Funding Source for Each Agency Type During FY1995

## DOMESTIC VIOLENCE AND SEXUAL ASSAULT

|              | Funding Source |               |                 |                   |                  |          |       |
|--------------|----------------|---------------|-----------------|-------------------|------------------|----------|-------|
|              | Total          | Mental Health | Substance Abuse | Domestic Violence | Residential Care | Medicaid | Other |
| Creek        | 77             | 0             | 13              | 68                | 0                | 0        | 0     |
| Custer       | 94             | 0             | 0               | 94                | 0                | 0        | 0     |
| Delaware     | 37             | 0             | 0               | 37                | 0                | 0        | 0     |
| Dewey        | 7              | 0             | 0               | 7                 | 0                | 0        | 0     |
| Ellis        | 7              | 0             | 0               | 7                 | 0                | 0        | 0     |
| Garfield     | 236            | 1             | 0               | 234               | 0                | 0        | 0     |
| Garvin       | 26             | 0             | 0               | 26                | 0                | 0        | 0     |
| Grady        | 200            | 0             | 0               | 200               | 0                | 0        | 0     |
| Grant        | 8              | 0             | 0               | 7                 | 0                | 0        | 0     |
| Greer        | 17             | 0             | 0               | 17                | 0                | 0        | 0     |
| Harmon       | 20             | 0             | 0               | 20                | 0                | 0        | 0     |
| Harper       | 2              | 0             | 0               | 2                 | 0                | 0        | 0     |
| Haskell      | 1              | 0             | 0               | 1                 | 0                | 0        | 0     |
| Hughes       | 11             | 0             | 0               | 11                | 0                | 0        | 0     |
| Jackson      | 269            | 0             | 0               | 269               | 0                | 0        | 0     |
| Jefferson    | 7              | 0             | 0               | 7                 | 0                | 0        | 0     |
| Johnston     | 13             | 0             | 0               | 13                | 0                | 0        | 0     |
| Kay          | 133            | 0             | 0               | 133               | 0                | 0        | 2     |
| Kingfisher   | 4              | 0             | 0               | 4                 | 0                | 0        | 0     |
| Kiowa        | 47             | 0             | 0               | 47                | 0                | 0        | 0     |
| Latimer      | 13             | 0             | 0               | 13                | 0                | 0        | 0     |
| LeFlore      | 171            | 0             | 0               | 171               | 0                | 0        | 0     |
| Lincoln      | 35             | 0             | 0               | 35                | 0                | 0        | 0     |
| Logan        | 25             | 1             | 0               | 25                | 0                | 0        | 0     |
| Love         | 9              | 0             | 0               | 9                 | 0                | 0        | 0     |
| Major        | 8              | 0             | 0               | 8                 | 0                | 0        | 0     |
| Marshall     | 11             | 0             | 0               | 11                | 0                | 0        | 0     |
| Mayes        | 106            | 1             | 2               | 104               | 0                | 0        | 0     |
| McClain      | 20             | 0             | 0               | 20                | 0                | 0        | 0     |
| McCurtain    | 294            | 0             | 0               | 294               | 0                | 0        | 0     |
| McIntosh     | 8              | 0             | 0               | 8                 | 0                | 0        | 0     |
| Murray       | 4              | 0             | 0               | 4                 | 0                | 0        | 0     |
| Muskogee     | 270            | 0             | 1               | 269               | 0                | 0        | 1     |
| Noble        | 13             | 0             | 0               | 13                | 0                | 0        | 0     |
| Nowata       | 26             | 0             | 0               | 26                | 0                | 0        | 0     |
| Okfuskee     | 28             | 0             | 0               | 27                | 0                | 0        | 1     |
| Oklahoma     | 1,268          | 0             | 0               | 1,268             | 0                | 0        | 0     |
| Okmulgee     | 50             | 0             | 7               | 42                | 0                | 0        | 3     |
| Osage        | 89             | 0             | 3               | 86                | 0                | 0        | 0     |
| Ottawa       | 122            | 0             | 0               | 122               | 0                | 0        | 0     |
| Pawnee       | 24             | 0             | 1               | 24                | 0                | 0        | 1     |
| Payne        | 309            | 0             | 0               | 296               | 0                | 0        | 42    |
| Pittsburgh   | 45             | 0             | 0               | 45                | 0                | 0        | 0     |
| Pontotoc     | 255            | 0             | 0               | 255               | 0                | 0        | 0     |
| Pottawatomie | 207            | 0             | 0               | 207               | 0                | 0        | 0     |
| Pushmataha   | 33             | 0             | 0               | 33                | 0                | 0        | 0     |
| Roger Mills  | 9              | 0             | 0               | 9                 | 0                | 0        | 0     |
| Rogers       | 33             | 0             | 12              | 28                | 0                | 0        | 0     |
| Seminole     | 42             | 0             | 0               | 42                | 0                | 0        | 0     |
| Sequoyah     | 55             | 0             | 0               | 55                | 0                | 0        | 0     |
| Stephens     | 41             | 0             | 0               | 41                | 0                | 0        | 0     |
| Texas        | 25             | 0             | 0               | 25                | 0                | 0        | 0     |
| Tillman      | 21             | 0             | 0               | 21                | 0                | 0        | 0     |

Notes: The same client may be counted in more than one category, e.g., clients can receive services under more than one contract source, in more than one "County of Residence," or may have multiple "Other Indicators." Please see Definition page for other considerations.



## Oklahoma Department of Mental Health and Substance Abuse Services

## Counts of Admitted Clients Served by Funding Source for Each Agency Type During FY1995

**DOMESTIC VIOLENCE AND SEXUAL ASSAULT**

|                           | Total | Funding Source |                 |                   |                  |          | Other |
|---------------------------|-------|----------------|-----------------|-------------------|------------------|----------|-------|
|                           |       | Mental Health  | Substance Abuse | Domestic Violence | Residential Care | Medicaid |       |
| Tulsa                     | 1,337 | 0              | 304             | 1,146             | 0                | 0        | 28    |
| Wagoner                   | 74    | 0              | 2               | 72                | 0                | 0        | 0     |
| Washington                | 660   | 0              | 0               | 660               | 0                | 0        | 0     |
| Washita                   | 20    | 0              | 0               | 20                | 0                | 0        | 0     |
| Woods                     | 3     | 0              | 0               | 3                 | 0                | 0        | 0     |
| Woodward                  | 108   | 0              | 0               | 108               | 0                | 0        | 0     |
| Out of State/Unknown      | 438   | 0              | 2               | 437               | 0                | 0        | 2     |
| <b>Other Indicators</b>   |       |                |                 |                   |                  |          |       |
| Deaf and Hearing Impaired | 21    | 0              | 1               | 19                | 0                | 0        | 2     |
| Dual Diagnosis            | 168   | 0              | 144             | 50                | 0                | 0        | 1     |
| Homeless                  | 1,772 | 2              | 37              | 1,763             | 0                | 0        | 2     |
| SED (6-17)                | 3     | 0              | 0               | 3                 | 0                | 0        | 0     |
| SMI                       | 778   | 1              | 48              | 757               | 0                | 0        | 11    |

## Oklahoma Department of Mental Health and Substance Abuse Services

## Counts of Admitted Clients Served by Funding Source for Each Agency Type During FY1995

## RESIDENTIAL CARE

|                                     | Total | Funding Source |                 |                   |                  |   | Medicaid | Other |
|-------------------------------------|-------|----------------|-----------------|-------------------|------------------|---|----------|-------|
|                                     |       | Mental Health  | Substance Abuse | Domestic Violence | Residential Care |   |          |       |
| <b>Total</b>                        |       |                |                 |                   |                  |   |          |       |
| Unduplicated Count                  | 1,449 | 17             | 0               | 0                 | 1,439            | 0 | 0        |       |
| <b>Sex</b>                          |       |                |                 |                   |                  |   |          |       |
| Female                              | 580   | 4              | 0               | 0                 | 577              | 0 | 0        |       |
| Male                                | 869   | 13             | 0               | 0                 | 862              | 0 | 0        |       |
| <b>Age</b>                          |       |                |                 |                   |                  |   |          |       |
| 05-17                               | 3     | 0              | 0               | 0                 | 3                | 0 | 0        |       |
| 18-20                               | 31    | 2              | 0               | 0                 | 30               | 0 | 0        |       |
| 21-24                               | 53    | 1              | 0               | 0                 | 53               | 0 | 0        |       |
| 25-34                               | 261   | 4              | 0               | 0                 | 259              | 0 | 0        |       |
| 35-44                               | 409   | 9              | 0               | 0                 | 403              | 0 | 0        |       |
| 45-54                               | 301   | 1              | 0               | 0                 | 300              | 0 | 0        |       |
| 55-64                               | 225   | 0              | 0               | 0                 | 225              | 0 | 0        |       |
| 65-74                               | 132   | 0              | 0               | 0                 | 132              | 0 | 0        |       |
| 75-84                               | 32    | 0              | 0               | 0                 | 32               | 0 | 0        |       |
| 85+                                 | 2     | 0              | 0               | 0                 | 2                | 0 | 0        |       |
| <b>Race</b>                         |       |                |                 |                   |                  |   |          |       |
| White                               | 1,066 | 13             | 0               | 0                 | 1,058            | 0 | 0        |       |
| Black                               | 220   | 3              | 0               | 0                 | 218              | 0 | 0        |       |
| Native American                     | 123   | 0              | 0               | 0                 | 123              | 0 | 0        |       |
| Hispanic                            | 30    | 1              | 0               | 0                 | 30               | 0 | 0        |       |
| Asian                               | 10    | 0              | 0               | 0                 | 10               | 0 | 0        |       |
| <b>Presenting Problem/Diagnosis</b> |       |                |                 |                   |                  |   |          |       |
| Alcohol Abuse                       | 15    | 0              | 0               | 0                 | 15               | 0 | 0        |       |
| Developmental Disorder              | 256   | 4              | 0               | 0                 | 254              | 0 | 0        |       |
| Mood Disorder                       | 384   | 0              | 0               | 0                 | 384              | 0 | 0        |       |
| Other Psychotic                     | 359   | 0              | 0               | 0                 | 359              | 0 | 0        |       |
| Schizophrenia                       | 2     | 0              | 0               | 0                 | 2                | 0 | 0        |       |
| Social Conditions                   | 319   | 13             | 0               | 0                 | 311              | 0 | 0        |       |
| Substance Related                   | 6     | 0              | 0               | 0                 | 6                | 0 | 0        |       |
| Deferred/No Diagnosis               | 204   | 0              | 0               | 0                 | 204              | 0 | 0        |       |
| <b>County of Residence</b>          |       |                |                 |                   |                  |   |          |       |
| Adair                               | 21    | 0              | 0               | 0                 | 21               | 0 | 0        |       |
| Beaver                              | 1     | 0              | 0               | 0                 | 1                | 0 | 0        |       |
| Beckham                             | 32    | 0              | 0               | 0                 | 32               | 0 | 0        |       |
| Blaine                              | 1     | 0              | 0               | 0                 | 1                | 0 | 0        |       |
| Canadian                            | 88    | 0              | 0               | 0                 | 88               | 0 | 0        |       |
| Carter                              | 1     | 0              | 0               | 0                 | 1                | 0 | 0        |       |
| Cherokee                            | 104   | 0              | 0               | 0                 | 104              | 0 | 0        |       |
| Choctaw                             | 2     | 0              | 0               | 0                 | 2                | 0 | 0        |       |
| Cimarron                            | 1     | 0              | 0               | 0                 | 1                | 0 | 0        |       |
| Cleveland                           | 225   | 0              | 0               | 0                 | 225              | 0 | 0        |       |
| Coal                                | 1     | 0              | 0               | 0                 | 1                | 0 | 0        |       |
| Comanche                            | 69    | 17             | 0               | 0                 | 59               | 0 | 0        |       |
| Craig                               | 205   | 0              | 0               | 0                 | 205              | 0 | 0        |       |
| Creek                               | 1     | 0              | 0               | 0                 | 1                | 0 | 0        |       |
| Custer                              | 2     | 0              | 0               | 0                 | 2                | 0 | 0        |       |
| Delaware                            | 14    | 0              | 0               | 0                 | 14               | 0 | 0        |       |
| Garfield                            | 2     | 0              | 0               | 0                 | 2                | 0 | 0        |       |
| Hughes                              | 2     | 0              | 0               | 0                 | 2                | 0 | 0        |       |

Notes: The same client may be counted in more than one category, e.g., clients can receive services under more than one contract source, in more than one "County of Residence," or may have multiple "Other Indicators." Please see Definition page for other considerations.

## Oklahoma Department of Mental Health and Substance Abuse Services

## Counts of Admitted Clients Served by Funding Source for Each Agency Type During FY1995

## RESIDENTIAL CARE

|                           | Funding Source |               |                 |                   |                  |          |       |
|---------------------------|----------------|---------------|-----------------|-------------------|------------------|----------|-------|
|                           | Total          | Mental Health | Substance Abuse | Domestic Violence | Residential Care | Medicaid | Other |
| Jackson                   | 2              | 0             | 0               | 0                 | 2                | 0        | 0     |
| Kay                       | 5              | 0             | 0               | 0                 | 5                | 0        | 0     |
| Kingfisher                | 2              | 0             | 0               | 0                 | 2                | 0        | 0     |
| Kiowa                     | 1              | 0             | 0               | 0                 | 1                | 0        | 0     |
| Latimer                   | 2              | 0             | 0               | 0                 | 2                | 0        | 0     |
| LeFlore                   | 2              | 0             | 0               | 0                 | 2                | 0        | 0     |
| Lincoln                   | 2              | 0             | 0               | 0                 | 2                | 0        | 0     |
| Mayes                     | 78             | 0             | 0               | 0                 | 78               | 0        | 0     |
| McClain                   | 1              | 0             | 0               | 0                 | 1                | 0        | 0     |
| McCurtain                 | 8              | 0             | 0               | 0                 | 8                | 0        | 0     |
| McIntosh                  | 56             | 0             | 0               | 0                 | 56               | 0        | 0     |
| Murray                    | 5              | 0             | 0               | 0                 | 5                | 0        | 0     |
| Muskogee                  | 42             | 0             | 0               | 0                 | 42               | 0        | 0     |
| Noble                     | 13             | 0             | 0               | 0                 | 13               | 0        | 0     |
| Nowata                    | 1              | 0             | 0               | 0                 | 1                | 0        | 0     |
| Okfuskee                  | 39             | 0             | 0               | 0                 | 39               | 0        | 0     |
| Oklahoma                  | 162            | 0             | 0               | 0                 | 162              | 0        | 0     |
| Okmulgee                  | 35             | 0             | 0               | 0                 | 35               | 0        | 0     |
| Osage                     | 1              | 0             | 0               | 0                 | 1                | 0        | 0     |
| Ottawa                    | 1              | 0             | 0               | 0                 | 1                | 0        | 0     |
| Payne                     | 1              | 0             | 0               | 0                 | 1                | 0        | 0     |
| Pittsburgh                | 31             | 0             | 0               | 0                 | 31               | 0        | 0     |
| Pontotoc                  | 18             | 0             | 0               | 0                 | 18               | 0        | 0     |
| Pottawatomie              | 3              | 0             | 0               | 0                 | 3                | 0        | 0     |
| Rogers                    | 64             | 0             | 0               | 0                 | 64               | 0        | 0     |
| Seminole                  | 3              | 0             | 0               | 0                 | 3                | 0        | 0     |
| Sequoyah                  | 70             | 0             | 0               | 0                 | 70               | 0        | 0     |
| Stephens                  | 29             | 0             | 0               | 0                 | 29               | 0        | 0     |
| Texas                     | 1              | 0             | 0               | 0                 | 1                | 0        | 0     |
| Tulsa                     | 57             | 0             | 0               | 0                 | 57               | 0        | 0     |
| Wagoner                   | 5              | 0             | 0               | 0                 | 5                | 0        | 0     |
| Washington                | 1              | 0             | 0               | 0                 | 1                | 0        | 0     |
| Washita                   | 3              | 0             | 0               | 0                 | 3                | 0        | 0     |
| Woodward                  | 14             | 0             | 0               | 0                 | 14               | 0        | 0     |
| Out of State/Unknown      | 9              | 0             | 0               | 0                 | 9                | 0        | 0     |
| <b>Other Indicators</b>   |                |               |                 |                   |                  |          |       |
| Deaf and Hearing Impaired | 10             | 0             | 0               | 0                 | 10               | 0        | 0     |
| Dual Diagnosis            | 32             | 0             | 0               | 0                 | 32               | 0        | 0     |
| Homeless                  | 119            | 0             | 0               | 0                 | 119              | 0        | 0     |
| SMI                       | 1,439          | 16            | 0               | 0                 | 1,430            | 0        | 0     |

Notes: The same client may be counted in more than one category, e.g., clients can receive services under more than one contract source, in more than one "County of Residence," or may have multiple "Other Indicators." Please see Definition page for other considerations.

## Oklahoma Department of Mental Health and Substance Abuse Services

## Counts of Admitted Clients Served by Funding Source for Each Agency Type During FY1995

**OTHER**

|                                     | Total | Funding Source |                 |                   |                  |          |       |
|-------------------------------------|-------|----------------|-----------------|-------------------|------------------|----------|-------|
|                                     |       | Mental Health  | Substance Abuse | Domestic Violence | Residential Care | Medicaid | Other |
| <b>Total</b>                        |       |                |                 |                   |                  |          |       |
| Unduplicated Count                  | 723   | 334            | 339             | 64                | 0                | 0        | 0     |
| <b>Sex</b>                          |       |                |                 |                   |                  |          |       |
| Female                              | 304   | 180            | 101             | 34                | 0                | 0        | 0     |
| Male                                | 419   | 154            | 238             | 30                | 0                | 0        | 0     |
| <b>Age</b>                          |       |                |                 |                   |                  |          |       |
| 0-04                                | 7     | 6              | 0               | 1                 | 0                | 0        | 0     |
| 05-17                               | 130   | 103            | 31              | 0                 | 0                | 0        | 0     |
| 18-20                               | 18    | 13             | 4               | 1                 | 0                | 0        | 0     |
| 21-24                               | 42    | 20             | 17              | 6                 | 0                | 0        | 0     |
| 25-34                               | 242   | 73             | 140             | 32                | 0                | 0        | 0     |
| 35-44                               | 203   | 84             | 101             | 21                | 0                | 0        | 0     |
| 45-54                               | 52    | 20             | 29              | 3                 | 0                | 0        | 0     |
| 55-64                               | 17    | 6              | 12              | 0                 | 0                | 0        | 0     |
| 65-74                               | 9     | 7              | 4               | 0                 | 0                | 0        | 0     |
| 75-84                               | 2     | 2              | 0               | 0                 | 0                | 0        | 0     |
| 85+                                 | 1     | 0              | 1               | 0                 | 0                | 0        | 0     |
| <b>Race</b>                         |       |                |                 |                   |                  |          |       |
| White                               | 602   | 287            | 267             | 61                | 0                | 0        | 0     |
| Black                               | 40    | 5              | 34              | 1                 | 0                | 0        | 0     |
| Native American                     | 67    | 35             | 32              | 1                 | 0                | 0        | 0     |
| Hispanic                            | 11    | 5              | 6               | 0                 | 0                | 0        | 0     |
| Asian                               | 3     | 2              | 0               | 1                 | 0                | 0        | 0     |
| <b>Presenting Problem/Diagnosis</b> |       |                |                 |                   |                  |          |       |
| Alcohol Abuse                       | 80    | 4              | 77              | 2                 | 0                | 0        | 0     |
| Developmental Disorder              | 7     | 1              | 2               | 4                 | 0                | 0        | 0     |
| Mood Disorder                       | 23    | 9              | 15              | 0                 | 0                | 0        | 0     |
| Non Alcohol/Drug Related Or         | 2     | 2              | 0               | 0                 | 0                | 0        | 0     |
| Other Non-Psychotic                 | 16    | 13             | 5               | 0                 | 0                | 0        | 0     |
| Other Psychotic                     | 2     | 0              | 2               | 0                 | 0                | 0        | 0     |
| Personality Disorder                | 14    | 6              | 12              | 0                 | 0                | 0        | 0     |
| Schizophrenia                       | 4     | 4              | 0               | 0                 | 0                | 0        | 0     |
| Social Conditions                   | 328   | 248            | 25              | 58                | 0                | 0        | 0     |
| Substance Related                   | 42    | 2              | 41              | 0                 | 0                | 0        | 0     |
| Deferred/No Diagnosis               | 205   | 45             | 160             | 0                 | 0                | 0        | 0     |
| <b>County of Residence</b>          |       |                |                 |                   |                  |          |       |
| Adair                               | 1     | 0              | 1               | 0                 | 0                | 0        | 0     |
| Blaine                              | 1     | 1              | 0               | 0                 | 0                | 0        | 0     |
| Caddo                               | 1     | 1              | 0               | 0                 | 0                | 0        | 0     |
| Canadian                            | 2     | 2              | 0               | 0                 | 0                | 0        | 0     |
| Cleveland                           | 142   | 142            | 0               | 0                 | 0                | 0        | 0     |
| Creek                               | 9     | 0              | 7               | 2                 | 0                | 0        | 0     |
| Delaware                            | 3     | 0              | 3               | 0                 | 0                | 0        | 0     |
| Garfield                            | 1     | 0              | 0               | 1                 | 0                | 0        | 0     |
| Garvin                              | 2     | 2              | 0               | 0                 | 0                | 0        | 0     |
| Haskell                             | 2     | 0              | 2               | 0                 | 0                | 0        | 0     |
| Kay                                 | 2     | 0              | 0               | 2                 | 0                | 0        | 0     |
| Lincoln                             | 4     | 3              | 1               | 0                 | 0                | 0        | 0     |
| Mayes                               | 1     | 0              | 1               | 0                 | 0                | 0        | 0     |
| McClain                             | 6     | 6              | 0               | 0                 | 0                | 0        | 0     |

Notes: The same client may be counted in more than one category, e.g., clients can receive services under more than one contract source, in more than one "County of Residence," or may have multiple "Other Indicators." Please see Definition page for other considerations.

## Oklahoma Department of Mental Health and Substance Abuse Services

## Counts of Admitted Clients Served by Funding Source for Each Agency Type During FY1995

**OTHER**

|                           | Total | Funding Source |                 |                   |                  |          | Other |
|---------------------------|-------|----------------|-----------------|-------------------|------------------|----------|-------|
|                           |       | Mental Health  | Substance Abuse | Domestic Violence | Residential Care | Medicaid |       |
| McIntosh                  | 1     | 0              | 1               | 0                 | 0                | 0        | 0     |
| Muskogee                  | 4     | 0              | 4               | 0                 | 0                | 0        | 0     |
| Noble                     | 5     | 0              | 0               | 5                 | 0                | 0        | 0     |
| Nowata                    | 1     | 0              | 1               | 0                 | 0                | 0        | 0     |
| Oklahoma                  | 70    | 69             | 0               | 1                 | 0                | 0        | 0     |
| Okmulgee                  | 2     | 0              | 2               | 0                 | 0                | 0        | 0     |
| Osage                     | 104   | 31             | 80              | 1                 | 0                | 0        | 0     |
| Ottawa                    | 2     | 0              | 2               | 0                 | 0                | 0        | 0     |
| Pawnee                    | 54    | 23             | 36              | 0                 | 0                | 0        | 0     |
| Payne                     | 51    | 0              | 1               | 50                | 0                | 0        | 0     |
| Pottawatomie              | 2     | 2              | 0               | 0                 | 0                | 0        | 0     |
| Rogers                    | 7     | 0              | 7               | 0                 | 0                | 0        | 0     |
| Sequoyah                  | 47    | 45             | 2               | 0                 | 0                | 0        | 0     |
| Tulsa                     | 185   | 2              | 183             | 1                 | 0                | 0        | 0     |
| Wagoner                   | 5     | 1              | 4               | 0                 | 0                | 0        | 0     |
| Washington                | 3     | 1              | 1               | 1                 | 0                | 0        | 0     |
| Out of State/Unknown      | 3     | 3              | 0               | 0                 | 0                | 0        | 0     |
| <b>Other Indicators</b>   |       |                |                 |                   |                  |          |       |
| Deaf and Hearing Impaired | 2     | 1              | 1               | 0                 | 0                | 0        | 0     |
| Dual Diagnosis            | 24    | 3              | 21              | 0                 | 0                | 0        | 0     |
| Homeless                  | 14    | 1              | 13              | 0                 | 0                | 0        | 0     |
| SED (6-17)                | 11    | 9              | 2               | 0                 | 0                | 0        | 0     |
| SMI                       | 83    | 23             | 54              | 8                 | 0                | 0        | 0     |

Notes: The same client may be counted in more than one category, e.g., clients can receive services under more than one contract source, in more than one "County of Residence," or may have multiple "Other Indicators." Please see Definition page for other considerations.

## **Definitions of Terms and Categorization Variables**

---

The following are definitions of terms and categorization variables used in this Data Book report.

### **Admitted Clients Served**

Admitted Clients Served had an admission transaction in the ICIS before or during the report year and had received a service during the year. They are counted only once in the total for each level of aggregation. This is called an unduplicated count.

### **Age**

Client age is computed using the client's age at the middle of the fiscal year.

### **Contacts**

Individuals are counted as contacts when they call or visit an agency, but are not admitted.

### **Funding Source**

Funding Source helps identify the payment source of services. Frequently, clients receive services under multiple funding sources. The funding source categories for this report were Mental Health, Substance Abuse, Domestic Violence, Residential Care, Medicaid, and Other.

### **ICIS**

The Oklahoma Department of Mental Health and Substance Abuse Services maintains an agency-wide database, the Integrated Client Information System (ICIS), to which all Department-funded services and transactions are reported. The ICIS contains demographic and service information about clients and agencies.

### **List of Agencies by Type**

The following is a list of agencies by type that provided data during the Fiscal Year 1995:

**AGENCY TYPE****AGENCY NAME****Community Mental Health**

ASSOCIATED CENTERS FOR THERAPY, INC.  
BILL WILLIS MENTAL HEALTH  
CARL ALBERT CMHC  
CENTRAL OKLAHOMA CMHC  
CHISHOLM TRAIL COUNSELING SERVICES  
COMMUNITY COUNSELING CENTER  
CREEKS MENTAL HEALTH SERVICES  
EDWIN FAIR CMHC  
FAMILY MENTAL HEALTH CENTER  
GRAND LAKE M.H.C.  
GREEN COUNTRY BEHAVIORAL HEALTH SERVICES  
HOPE COMMUNITY SERVICES, INC.  
JIM TALIAFERRO CMHC  
MENTAL HEALTH SERVICES OF SOUTHERN OKLAHOMA  
NORTH CARE CENTER  
OK COUNTY CRISIS INTERVENTION CENTER  
PARKSIDE, INC.  
RED ROCK BEHAVIORAL HEALTH SERVICES  
RED ROCK WEST  
STAR MENTAL HEALTH  
WESTERN STATE PSYCHIATRIC CENTER  
WHEATLAND MENTAL HEALTH CENTER, INC.

**Domestic Violence and Sexual Assault**

ACMI HOUSE INC  
ACTION ASSOCIATES, INC.  
COMMUNITY CRISIS CENTER, INC.  
CRISIS CONTROL CENTER  
D.V. PROG. OF N. CENTRAL OK.  
DOMESTIC ABUSE SAFE HOUSE-DASH  
DOMESTIC VIOLENCE INTERVENTION SERVICES  
FAMILY CRISIS & COUNSELING CENTER  
FAMILY CRISIS CENTER, INC.  
FAMILY SHELTER  
HELP-IN-CRISIS, INC.  
N.W. DOMESTIC CRISIS SERVICES  
NEW DIRECTIONS, INC.  
PROJECT SAFE, INC.  
S.O.S. FOR FAMILIES  
STILLWATER DOMESTIC VIOLENCE SERVICE INC.  
WOMEN IN SAFE HOMES, INC.  
WOMEN'S CRISIS SERVICES  
WOMEN'S SERVICE & FAMILY RESOURCE CENTER  
WOMENS RESOURCE CENTER  
YWCA CRISIS CENTER  
YWCA OF OKC CRISIS SERVICES

| AGENCY TYPE             | AGENCY NAME  |
|-------------------------|--|
| <b>Hospitals</b>        | EASTERN STATE HOSPITAL<br>GRIFFIN MEMORIAL HOSPITAL<br>OKLAHOMA YOUTH CENTER   |
| <b>Other Agencies</b>   | CENTER FOR CHILDREN & FAMILIES<br>DIVORCE VISITATION ARBITRATION<br>GREAT PLAINS IMPROVEMENT FND.<br>HIV RESOURCE CONSORTIUM<br>HOMINY HEALTH SRVCS CENTER INC.<br>PEOPLE INCORPORATED<br>PROJECT HEARTLAND<br>TULSA METROPOLITAN MINISTRY<br>TULSA SEXUAL ASSAULT NURSE EXAMINERS PROGRAM   |
| <b>Residential Care</b> | AUTUMN YEARS RESIDENT RANCH<br>BOLEY RESIDENTIAL CARE HOME<br>CONNECTIONS RESIDENTIAL CARE<br>COPP'S RESIDENTIAL CARE, INC.<br>COUNTRY LANE RESID. CARE HOME<br>DON MENTZER FACILITY<br>DOW RESIDENTIAL CARE HOME<br>DUNCAN COMMUNITY RESIDENCE INC<br>DYCO PROPERTIES, INC.<br>EDNA LEE'S RESIDENTIAL CARE<br>EL RENO RESIDENTIAL CARE<br>ELM TREE HOUSE<br>FAIR OAKS<br>GREEN ACRES<br>HIGH CEDAR RESIDENTIAL CARE<br>LAKE FRANCIS RETIREMENT CENTER<br>LAKEVIEW LODGING<br>LEXINGTON ROOM & BOARD<br>MILLER COZY HOME, INC.<br>NORTH FORK RESIDENTIAL CARE<br>PADEN RESIDENTIAL CARE<br>PARKVIEW RESIDENTIAL CARE<br>PATHWAYS SUPPORTIVE LIVING CENTER<br>RAMBLING ROSE RESIDENTIAL CARE<br>SANTE FE RESIDENTIAL CARE<br>SOUTHWEST RETIREMENT HOME, INC<br>SUGAR MOUNTAIN RETREAT<br>SUNNY ACRES BOARDING MANOR, INC.<br>SUNNY ACRES RESIDENTIAL CARE<br>VIAN RESIDENTIAL CARE<br>WESTCARE SUPP LIVING CENTER |



**AGENCY TYPE****AGENCY NAME**

---

**Substance Abuse**

ADA AREA CHEMICAL DEPENDENCY CENTER, INC.  
ALPHA II, INC.  
BRIDGEWAY  
CAA TURNING POINT  
CARE FOR CHANGE, INC.  
CARVER CENTER  
COMMUNITY ALCOHOLISM SERVICES  
CROSSROADS COUNSELING  
DRUG RECOVERY, INC.  
EAGLE RIDGE INSTITUTE  
EDMOND FAMILY SERVICES, INC.  
FIRST WINGS OF FREEDOM  
GATEWAY TO PREVENTION/RECOVERY  
HOUSE OF HOPE, INC.  
INDIAN HEALTH CARE RESOURCE CENTER  
KIAMICHI COUNCIL ON ALCOHOLISM  
LEFLORE COUNTY YOUTH & FAMILY SERVICES, INC.  
LIFE IMPROVEMENT CENTER  
LOGAN COUNTY YOUTH AND FAMILY SERVICES INC.  
METRO TULSA SUBSTANCE ABUSE SERVICES  
MONARCH, INC.  
MOORE ALCOHOL AND DRUG CENTER  
MUSKOGEE CO COUNCIL YTH SV  
N.E. OK COUNCIL ON ALCOHOLISM  
N.W. FAMILY SERVICES, INC.  
NAIC CENTER OF OKLAHOMA ALCOHOL & DRUG SERVICES, INC.  
NATIVE AMERICAN CENTER OF RECOVERY  
NEW HOPE OF MANGUM  
NORMAN ALCOHOL AND DRUG TREATMENT CENTER  
OPPORTUNITIES, INC.  
PALMER DRUG ABUSE PROGRAM INC.  
PAYNE CO COUNSELING SERVICES, INC.  
ROADBACK, INC.  
ROGERS COUNTY DRUG ABUSE PROGRAM, INC.  
S.W. YOUTH & FAMILY SERVICES  
SECOND CHANCE CDU  
SOAARR, INC.  
STARTING POINT II, INC.  
STREET SCHOOL, INC.  
THE NEXT STEP NETWORK, INC.  
THE OAKS BEHAVIORAL HEALTH CENTER  
THE REFERRAL CENTER  
TRI-CITY SUBSTANCE ABUSE CENTER  
TRI-CITY YOUTH & FAMILY CENTER  
TURNING POINT  
TWELVE & TWELVE, INC.  
VINITA ALCOHOL AND DRUG TREATMENT CENTER

## **ODMHSAS**

Refers to the Oklahoma Department of Mental Health and Substance Abuse Services.

## **Other Indicators**

There are several groups of clients that are of special interest because they have special treatment needs, state or federal requirements regarding their placement or the services they receive, or because they are part of a priority population. The definitions of these groups and criteria for their selection are provided below:

- **Deaf and Hearing Impaired**

Clients who are deaf, hard of hearing, or indicated the need for an interpreter for the deaf were grouped to form the Deaf and Hearing Impaired category.

- **Homeless**

A homeless person under ICIS criteria is a person who: (a) lacks a fixed, regular and adequate night time residence AND (b) has a primary night time residence that is a supervised publicly or privately operated shelter designed to provide temporary living accommodations including welfare hotels, congregate shelters, halfway houses, and transitional housing for the mentally ill; or an institution that provides a temporary residence for individuals intended to be institutionalized; or a public or private place not designed for, or ordinarily used as, a regular sleeping accommodation for human beings, not limited to people living on the streets. Individuals are considered homeless if they have lost their permanent residence, and are temporarily living in a shelter to avoid being on the street. Prisoners being released or in the custody of a correctional facility are not considered homeless at the time of admission for treatment. The definition also excludes persons in a hospital, residential care facility, commercial hotel/motel, supervised apartment, or living with parent/other relative (even if only temporarily). The definition does include domestic violence and sexual assault shelters, as the persons have fled a residence that is not adequate (i.e., not safe).

- **Legal Status**

Legal Status has three categories; Voluntary, Civil Involuntary, and Criminal Involuntary. The categories of legal status (with ICIS codes) are as follows:

**Voluntary.** These clients enter treatment voluntarily and are coded Voluntary Admission (01), Court Voluntary (02), Informal Admission (16), or Other (18).

**Civil Involuntary.** These clients are required by the court system to receive services, even though they may be reluctant. They are coded Court Commitment (03), Order of Detention (06), Juvenile Court Order (07), Transfer – Other Legal Entity (08), Court Ordered Juveniles in Need of Treatment, DHS given custody (10), Court Ordered Juveniles in Need of Treatment Parental Custody Retained (11), Emergency Detention (12), Continued Court Detention (13), 28-Day Court Commitment (14), or Protective Custody (17).

**Criminal Involuntary.** These clients are required to receive services because they have been accused of or have committed a crime. Codes include the following; Incompetent to Stand Trial (04), Not Guilty by Reason of Insanity (05), Court Order for Observation and Evaluation (09), Court Referred DUI Clients (15), Criminal Hold (20), or Court Commit with Hold (21).

- **Adults with Serious Mental Illness (SMI)**

SMI denotes clients who have been identified **at any time** as having a serious mental illness using the formal ODMHSAS definition. According to this definition, an Adult with a Serious Mental Illness must be an individual 18 years of age or older.

- **Children with a Serious Emotional Disturbance (SED)**

SED refers to children who meet departmental criteria for having a Serious Emotional Disturbance.

- **Any Alcohol/Drug Problem**

A substance abuse client is one who has one or more DSM-IV Axis I primary, secondary or tertiary diagnoses from categories 1.a. or 1.b. (in the Dual Diagnosis definition below) or one or more ICIS Substance Abuse Related Problems (710-731, 741-743). Clients identified only as co-dependents are not identified as substance abusers.

- **Dual Diagnosis Client**

A dual diagnosis client is one who meets the criteria for having a substance abuse diagnosis from categories 1.a. or 1.b. below and meets the criteria for a mental illness based on one or more DSM-IV Axis II primary, secondary, or tertiary diagnoses from categories 2.a. through 2.e. below.

- 1.a. Psychoactive Substance Induced Organic Disorders: 291.0-291.8, 292.0-292.83, 292.89-282.99
- b. Psychoactive Substance Use Disorders: 303.0-305.99.
- 2.a. Schizophrenia: 295.10, 295.20, 295.30, 295.40, 295.60, 295.70, 295.90
- b. Delusional (Paranoid) Disorder: 297.1
- c. Other Psychotic Disorders: 295.40, 295.70, 297.3, 298.8, 298.9, 297.1, 297.3
- d. Mood Disorders: 296.20-296.7
- e. Borderline Personality Disorder: 301.83

## Presenting Problem/Diagnosis

Categories for this variable are based on the DSM-IV primary diagnosis or primary presenting problem. If the admitting agency has clinicians qualified to make a diagnosis, the diagnosis is used, otherwise, a presenting problem is used to define a client's category.

| Categories                              | Codes   |
|---|---|
| <b>Developmental Disorders</b>          |   |
| DSM-IV Codes:                           | 302.5-302.69, 302.85, 307-307.39, 307.5-307.99, 309.21, 312-312.29, 312.9-313.21, 313.81-313.89, 314-314.99, 315-319.99, 299-299.99 |
| Presenting Problems:                    | 210, 240  |
| <b>Non Alcohol/Drug Related Organic</b> |   |
| DSM-IV Codes:                           | 290-290.99, 293-293.83, 294-294.80, 310-310.10  |
| <b>Alcohol Abuse</b>                    |   |
| DSM-IV Codes:                           | 291-291.99, 293.9, 303-303.99, 305-305.02   |
| Presenting Problems:                    | 741, 710, 711   |
| <b>Other Substance Abuse</b>            |   |
| DSM-IV Codes:                           | 305.1-305.99, 292-292.99, 304-304.99  |
| Presenting Problems:                    | 742, 743, 744, 720-731  |
| <b>Schizophrenia</b>                    |   |
| DSM-IV Codes:                           | 295 (excluding 295.4, 295.7)  |

| Categories                   | Codes   |
|------------------------------|---|
| <b>Other Psychotic</b>       |   |
| DSM-IV Codes:                | 297-298.9, 295.40, 294.9, 295.70  |
| Presenting Problems:         | 510-530, 650  |
| <b>Mood Disorders</b>        |   |
| DSM-IV Codes:                | 296-296.99 301.13, 300.4-300.49, 293.89, 311-311.99   |
| Presenting Problems:         | 500-503   |
| <b>Other Non-Psychotic</b>   |   |
| DSM-IV Codes:                | 300-300.39, 300.6-300.99, 302-302.49, 302.7-302.84, 302.89-302.99, 307-4-307.49, 307.8, 312.8, 308.3-309.19, 309.23-309.99, 312.3, 316-316.99, 780.50 |
| <b>Personality Disorders</b> |   |
| DSM-IV Codes:                | 301-301.9   |
| <b>Social Conditions</b>     |   |
| DSM-IV Codes:                | V40.00-V40.60, V61-V71.02, 955.5-995.81   |
| Presenting Problems:         | 740, 450, 620-632, 311-420  |
| <b>Deferred/No Diagnosis</b> |   |
| DSM-IV Codes:                | 799.9-799.90, V71.09  |
| Presenting Problems:         | 110, 130  |

## Race

The Unknown category was utilized to group Clients who made no selection from the choices below indicating their race.

The following groupings are used for reporting race:

- White
- Black
- Native American
- Hispanic
- Asian
- Unknown

**Various Categories:**

In response to many special report requests in past years, the special reports table was generated to address the majority of those requests.

## **Description of the Data Book**

---

This Data Book displays Counts of Admitted Clients Served by Funding Source for Sex, Age, Race, Presenting Problem/Diagnosis, County of Residence, and Other Indicators. It contains six tables presenting data for 1) Statewide Total, 2) Agency, 3) Agency Type, 4) County of Residence, 5) Planning Area, and 6) Various Categories.

### **Admitted Clients Served by Funding Source**

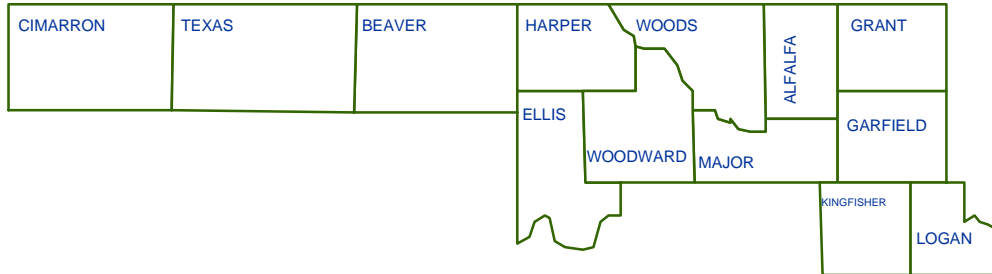
Admitted Clients Served are clients who have an admission transaction in the ICIS before or during the report year and had received a service during the report year. They are counted only once in the total for each level of aggregation or category in which they appear. This is called an unduplicated count. For example, a client may receive services at one hospital and then receive services at another hospital in the same year. This client would be counted twice (once at each hospital) in the agency report, but only once in the agency type and statewide tables. Because information such as age and sex should remain constant (except for data entry errors), counts for categories of these variables will sum to the total clients served on each table. Variables that might change from admission at one facility to admission at another or over time, (e.g., legal status, diagnosis, and target population) can be counted in more than one category and should not be summed.

This Data Book shows only clients who were admitted for services and excludes contacts. It enumerates admitted clients, but further limits the counts to specific subgroups of the client population. Each individual counted has received a service at some time during the year regardless of the year he/she was admitted. Clients are grouped by frequently referenced demographics: Sex, Age, Race, Presenting Problem/Diagnosis, County of Residence, and Other Indicators. A client may be in more than one of these groups, or a client's group may change during the year. As a result, the sum of target populations exceeds the total number served. However, for any given population, the age, race, and sex, which do not change (age is calculated as of a single point in time), are unduplicated counts and should equal the total.

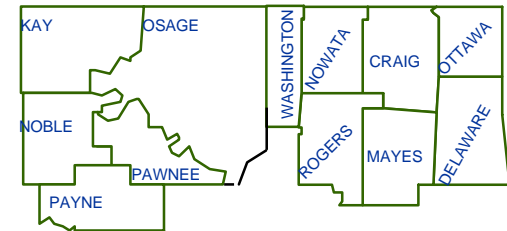
OKLAHOMA DEPARTMENT OF MENTAL HEALTH  
AND SUBSTANCE ABUSE SERVICES

# Planning Areas

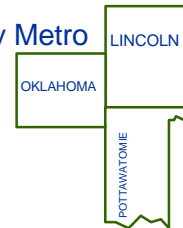
Northwest



Northeast



Oklahoma City Metro



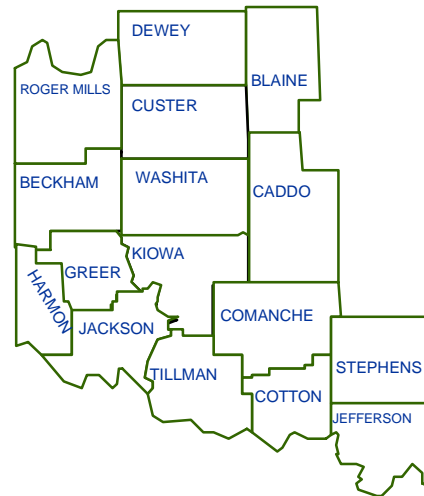
Tulsa Metro



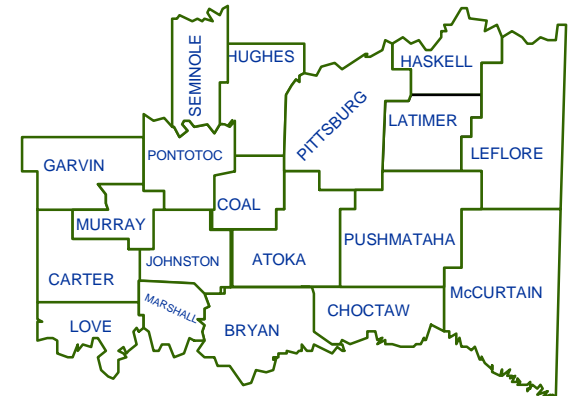
East Central



Central



Southwest



Southeast