

# *data*

BOOK FOR FISCAL YEAR 1996

Admitted Clients Served  
By Funding Source

Table 3. Counts of Admitted  
Clients Served for each Agency  
Type

# DATA BOOK FOR FISCAL YEAR 1996

Published by

Oklahoma Department of Mental Health and Substance Abuse  
Services

Prepared by

**Ali Akour, Ph.D.**

Data Analyst, Evaluation and Data Analysis Section  
Decision Support Services

2002

---

**Terry Cline, Ph.D., Commissioner**  
**Steve Davis, Ph.D., Director of Decision Support Services**  
**Mark Reynolds, Ed. D., Evaluation & Data Analysis Data Projects Manager**

## Public Domain Notice

The Data Book for Fiscal Year 1996 is in the public domain and may be reproduced or copied without permission from the Oklahoma Department of Mental Health and Substance Abuse Services. However, this publication may not be reproduced or distributed for a fee without the specific, written authorization of Oklahoma Department of Mental Health and Substance Abuse Services. Citation of the source is appreciated.

## Electronic Access to Publication

This publication is available on the World Wide Web at:  
<http://www.odmhsas.org/specialreports.htm>

## How to Contact Us

**Oklahoma Department of Mental Health and Substance Abuse Services  
Evaluation and Data Analysis Section**

P.O. Box 53277  
Oklahoma City, OK 73152-3277  
(405) 522-3813

# Contents

---

## Introduction

### Admitted Clients Served by Funding Source

- Table 1. Counts of Admitted Clients Served for **Statewide Total**
- Table 2. Counts of Admitted Clients Served for each **Agency**
- Table 3. Counts of Admitted Clients Served for each **Agency Type**
- Table 4. Counts of Admitted Clients Served for each **County of Residence**
- Table 5. Counts of Admitted Clients Served for each **Planning Area**
- Table 6. Counts of Admitted Clients Served for **Various Categories**

## Appendix

### Definitions of Terms and Categorization Variables

### Description of the Data Book

### Map of Planning Areas

# **DATA BOOK FOR FISCAL YEAR 1996**

## **Introduction**

---

Prior to Fiscal Year 1999, any client seen at an Oklahoma Department of Mental Health and Substance Abuse Services (ODMHSAS) contracted facility was reported, regardless of who paid for the service. Starting with Fiscal Year 1999, only clients funded in full or in part by ODMHSAS were reported. Therefore, previous years' reported client counts will be larger than in following years.

During the Fiscal Year 1996, the State of Oklahoma expenditures on community mental health services, inpatient facilities, substance abuse services, domestic violence/sexual assault services, and departmental management amounted to approximately \$158 million dollars. An unduplicated total of approximately 98,291 recipients were served system-wide in FY 1996. The unduplicated total of 98,291 recipients consists of 67,581 recipients that were admitted and served and 30,710 recipients that were contacts. This Data Book report is generated to provide basic information about these recipients for policy makers, interest groups, and others working to improve the quality of life for those in need.

The Data Book report is produced by the Evaluation and Data Analysis Section of the Decision Support Services Division at the ODMHSAS. The report summarizes demographic information for clients served in agencies operated by or funded through ODMHSAS. To create the Data Book report, data are extracted from the ODMHSAS Integrated Client Information System (ICIS). ICIS contains demographic and service information about service recipients and agencies.

This Data Book report focuses on Admitted Clients Served by Funding Source. To meet the specific needs of a variety of entities, the information is divided into tables and each table presents a different view of the data. Definitions of terms and a map of planning areas are also provided.

## Oklahoma Department of Mental Health and Substance Abuse Services

## Counts of Admitted Clients Served by Funding Source for Each Agency Type During FY1996

## HOSPITALS

	Total	Funding Source					
		Mental Health	Substance Abuse	Domestic Violence	Residential Care	Medicaid	Other
<b>Total</b>							
Unduplicated Count	3,556	3,556	0	0	0	0	0
<b>Sex</b>							
Female	1,353	1,353	0	0	0	0	0
Male	2,203	2,203	0	0	0	0	0
<b>Age</b>							
05-17	215	215	0	0	0	0	0
18-20	191	191	0	0	0	0	0
21-24	319	319	0	0	0	0	0
25-34	1,012	1,012	0	0	0	0	0
35-44	1,000	1,000	0	0	0	0	0
45-54	480	480	0	0	0	0	0
55-64	232	232	0	0	0	0	0
65-74	88	88	0	0	0	0	0
75-84	19	19	0	0	0	0	0
<b>Race</b>							
White	2,524	2,524	0	0	0	0	0
Black	598	598	0	0	0	0	0
Native American	355	355	0	0	0	0	0
Hispanic	57	57	0	0	0	0	0
Asian	22	22	0	0	0	0	0
<b>Presenting Problem/Diagnosis</b>							
Alcohol Abuse	167	167	0	0	0	0	0
Developmental Disorder	70	70	0	0	0	0	0
Mood Disorder	1,255	1,255	0	0	0	0	0
Non Alcohol/Drug Related Or	56	56	0	0	0	0	0
Other Non-Psychotic	345	345	0	0	0	0	0
Other Psychotic	855	855	0	0	0	0	0
Personality Disorder	5	5	0	0	0	0	0
Schizophrenia	571	571	0	0	0	0	0
Social Conditions	24	24	0	0	0	0	0
Substance Related	217	217	0	0	0	0	0
Deferred/No Diagnosis	21	21	0	0	0	0	0
<b>County of Residence</b>							
Adair	24	24	0	0	0	0	0
Atoka	5	5	0	0	0	0	0
Beaver	1	1	0	0	0	0	0
Beckham	9	9	0	0	0	0	0
Blaine	4	4	0	0	0	0	0
Bryan	37	37	0	0	0	0	0
Caddo	12	12	0	0	0	0	0
Canadian	55	55	0	0	0	0	0
Carter	54	54	0	0	0	0	0
Cherokee	47	47	0	0	0	0	0
Choctaw	10	10	0	0	0	0	0
Cleveland	145	145	0	0	0	0	0
Coal	1	1	0	0	0	0	0
Comanche	9	9	0	0	0	0	0
Cotton	1	1	0	0	0	0	0
Craig	88	88	0	0	0	0	0

Notes: The same client may be counted in more than one category, e.g., clients can receive services under more than one contract source, in more than one "County of Residence," or may have multiple "Other Indicators." Please see Definition page for other considerations.

## Oklahoma Department of Mental Health and Substance Abuse Services

## Counts of Admitted Clients Served by Funding Source for Each Agency Type During FY1996

## HOSPITALS

	Total	Funding Source					Other
		Mental Health	Substance Abuse	Domestic Violence	Residential Care	Medicaid	
Creek	113	113	0	0	0	0	0
Custer	16	16	0	0	0	0	0
Delaware	55	55	0	0	0	0	0
Dewey	2	2	0	0	0	0	0
Garfield	11	11	0	0	0	0	0
Garvin	43	43	0	0	0	0	0
Grady	68	68	0	0	0	0	0
Grant	2	2	0	0	0	0	0
Greer	4	4	0	0	0	0	0
Haskell	2	2	0	0	0	0	0
Hughes	3	3	0	0	0	0	0
Jackson	12	12	0	0	0	0	0
Jefferson	1	1	0	0	0	0	0
Johnston	10	10	0	0	0	0	0
Kay	52	52	0	0	0	0	0
Kingfisher	3	3	0	0	0	0	0
Kiowa	3	3	0	0	0	0	0
Latimer	3	3	0	0	0	0	0
LeFlore	12	12	0	0	0	0	0
Lincoln	15	15	0	0	0	0	0
Logan	19	19	0	0	0	0	0
Love	9	9	0	0	0	0	0
Major	1	1	0	0	0	0	0
Marshall	14	14	0	0	0	0	0
Mayes	55	55	0	0	0	0	0
McClain	16	16	0	0	0	0	0
McCurtain	12	12	0	0	0	0	0
McIntosh	32	32	0	0	0	0	0
Murray	13	13	0	0	0	0	0
Muskogee	169	169	0	0	0	0	0
Noble	7	7	0	0	0	0	0
Nowata	8	8	0	0	0	0	0
Okfuskee	33	33	0	0	0	0	0
Oklahoma	815	815	0	0	0	0	0
Okmulgee	110	110	0	0	0	0	0
Osage	33	33	0	0	0	0	0
Ottawa	81	81	0	0	0	0	0
Pawnee	10	10	0	0	0	0	0
Payne	86	86	0	0	0	0	0
Pittsburgh	2	2	0	0	0	0	0
Pontotoc	54	54	0	0	0	0	0
Pottawatomie	102	102	0	0	0	0	0
Pushmataha	3	3	0	0	0	0	0
Roger Mills	2	2	0	0	0	0	0
Rogers	72	72	0	0	0	0	0
Seminole	39	39	0	0	0	0	0
Sequoyah	38	38	0	0	0	0	0
Stephens	8	8	0	0	0	0	0
Texas	2	2	0	0	0	0	0
Tillman	2	2	0	0	0	0	0
Tulsa	636	636	0	0	0	0	0
Wagoner	29	29	0	0	0	0	0
Washington	54	54	0	0	0	0	0

Notes: The same client may be counted in more than one category, e.g., clients can receive services under more than one contract source, in more than one "County of Residence," or may have multiple "Other Indicators." Please see Definition page for other considerations.

## Oklahoma Department of Mental Health and Substance Abuse Services

## Counts of Admitted Clients Served by Funding Source for Each Agency Type During FY1996

**HOSPITALS**

	Total	Funding Source					Other
		Mental Health	Substance Abuse	Domestic Violence	Residential Care	Medicaid	
Washita	2	2	0	0	0	0	0
Woods	1	1	0	0	0	0	0
Woodward	1	1	0	0	0	0	0
Out of State/Unknown	79	79	0	0	0	0	0
<b>Other Indicators</b>							
Deaf and Hearing Impaired	60	60	0	0	0	0	0
Dual Diagnosis	1,195	1,195	0	0	0	0	0
Homeless	391	391	0	0	0	0	0
SED (6-17)	205	205	0	0	0	0	0
SMI	2,737	2,737	0	0	0	0	0

Notes: The same client may be counted in more than one category, e.g., clients can receive services under more than one contract source, in more than one "County of Residence," or may have multiple "Other Indicators." Please see Definition page for other considerations.



## Oklahoma Department of Mental Health and Substance Abuse Services

## Counts of Admitted Clients Served by Funding Source for Each Agency Type During FY1996

## COMMUNITY MENTAL HEALTH

	Total	Funding Source					
		Mental Health	Substance Abuse	Domestic Violence	Residential Care	Medicaid	Other
<b>Total</b>							
Unduplicated Count	44,665	38,716	4,902	0	0	14,953	5,153
<b>Sex</b>							
Female	23,918	21,083	1,613	0	0	8,544	2,758
Male	20,747	17,633	3,289	0	0	6,409	2,395
<b>Age</b>							
0-04	1,160	762	3	0	0	628	240
05-17	9,444	7,606	32	0	0	4,280	1,850
18-20	1,537	1,366	191	0	0	293	130
21-24	2,534	2,231	447	0	0	497	187
25-34	8,851	7,766	1,600	0	0	2,252	709
35-44	9,815	8,766	1,614	0	0	2,839	855
45-54	5,807	5,369	626	0	0	1,841	476
55-64	3,022	2,828	274	0	0	1,151	238
65-74	1,528	1,345	76	0	0	655	195
75-84	652	499	30	0	0	334	148
85+	315	178	9	0	0	183	125
<b>Race</b>							
White	34,290	30,246	3,643	0	0	10,890	3,454
Black	5,627	4,554	605	0	0	2,441	1,128
Native American	3,460	2,794	532	0	0	1,184	425
Hispanic	1,138	974	107	0	0	381	122
Asian	209	193	15	0	0	65	24
<b>Presenting Problem/Diagnosis</b>							
Alcohol Abuse	2,294	1,385	1,409	0	0	211	67
Developmental Disorder	3,878	3,179	21	0	0	1,871	695
Mood Disorder	16,505	15,269	1,433	0	0	4,516	1,384
Non Alcohol/Drug Related Or	810	599	43	0	0	416	242
Other Non-Psychotic	8,053	6,797	308	0	0	2,614	1,159
Other Psychotic	3,359	3,211	378	0	0	1,181	225
Personality Disorder	536	490	50	0	0	162	51
Schizophrenia	5,364	5,124	325	0	0	2,735	484
Social Conditions	3,611	2,643	47	0	0	1,215	788
Substance Related	1,749	1,140	931	0	0	200	66
Deferred/No Diagnosis	96	81	7	0	0	25	13
<b>County of Residence</b>							
Adair	215	194	75	0	0	92	6
Alfalfa	92	79	14	0	0	26	0
Atoka	143	126	9	0	0	19	2
Beaver	34	32	3	0	0	6	0
Beckham	558	489	24	0	0	153	22
Blaine	242	208	9	0	0	85	17
Bryan	695	652	21	0	0	259	2
Caddo	332	293	31	0	0	45	6
Canadian	1,080	1,059	19	0	0	281	32
Carter	761	681	76	0	0	284	17
Cherokee	644	596	132	0	0	261	2
Choctaw	208	207	4	0	0	36	0
Cimarron	21	21	1	0	0	5	0
Cleveland	1,554	1,409	60	0	0	526	98

Notes: The same client may be counted in more than one category, e.g., clients can receive services under more than one contract source, in more than one "County of Residence," or may have multiple "Other Indicators." Please see Definition page for other considerations.

## Oklahoma Department of Mental Health and Substance Abuse Services

## Counts of Admitted Clients Served by Funding Source for Each Agency Type During FY1996

## COMMUNITY MENTAL HEALTH

	Funding Source						Total
	Mental Health	Substance Abuse	Domestic Violence	Residential Care	Medicaid	Other	
Coal	47	2	0	0	14	3	51
Comanche	1,051	123	0	0	17	92	1,111
Cotton	39	2	0	0	3	14	54
Craig	586	8	0	0	321	22	617
Creek	517	114	0	0	234	6	554
Custer	560	30	0	0	170	36	629
Delaware	490	18	0	0	201	34	552
Dewey	48	3	0	0	12	0	51
Ellis	52	14	0	0	12	0	59
Garfield	745	171	0	0	296	3	872
Garvin	405	25	0	0	188	24	451
Grady	875	7	0	0	275	2	883
Grant	40	2	0	0	34	0	61
Greer	123	8	0	0	38	3	131
Harmon	18	1	0	0	2	0	19
Harper	49	3	0	0	27	1	54
Haskell	156	1	0	0	44	9	166
Hughes	167	1	0	0	54	0	172
Jackson	185	15	0	0	1	1	190
Jefferson	24	7	0	0	13	34	63
Johnston	232	14	0	0	98	1	248
Kay	959	128	0	0	368	218	1,250
Kingfisher	139	32	0	0	46	1	155
Kiowa	218	4	0	0	72	6	238
Latimer	113	0	0	0	12	0	113
LeFlore	426	7	0	0	86	0	433
Lincoln	180	6	0	0	192	436	511
Logan	244	21	0	0	78	9	252
Love	139	37	0	0	57	2	171
Major	80	7	0	0	16	0	81
Marshall	220	89	0	0	82	4	277
Mayes	495	16	0	0	235	36	537
McClain	155	2	0	0	73	12	177
McCurtain	382	1	0	0	115	0	383
McIntosh	269	5	0	0	127	39	301
Murray	204	26	0	0	77	0	234
Muskogee	1,909	76	0	0	1,115	288	2,258
Noble	137	6	0	0	75	19	184
Nowata	134	1	0	0	66	10	157
Okfuskee	220	55	0	0	167	3	243
Oklahoma	6,874	1,261	0	0	2,951	2,213	8,647
Okmulgee	544	35	0	0	366	36	622
Osage	336	34	0	0	146	110	461
Ottawa	457	0	0	0	203	39	486
Pawnee	111	5	0	0	47	37	144
Payne	742	43	0	0	283	185	913
Pittsburgh	741	99	0	0	120	13	848
Pontotoc	549	33	0	0	237	5	594
Pottawatomie	300	11	0	0	332	511	634
Pushmataha	119	1	0	0	21	2	123
Roger Mills	26	10	0	0	7	1	39
Rogers	664	11	0	0	220	13	706
Seminole	428	28	0	0	337	140	597

Notes: The same client may be counted in more than one category, e.g., clients can receive services under more than one contract source, in more than one "County of Residence," or may have multiple "Other Indicators." Please see Definition page for other considerations.

## Oklahoma Department of Mental Health and Substance Abuse Services

## Counts of Admitted Clients Served by Funding Source for Each Agency Type During FY1996

## COMMUNITY MENTAL HEALTH

	Total	Funding Source					Other
		Mental Health	Substance Abuse	Domestic Violence	Residential Care	Medicaid	
Sequoyah	529	502	135	0	0	231	9
Stephens	330	289	58	0	0	23	26
Texas	238	233	10	0	0	51	0
Tillman	93	85	10	0	0	7	10
Tulsa	6,189	5,651	1,361	0	0	1,626	165
Wagoner	443	380	95	0	0	131	14
Washington	793	728	6	0	0	328	42
Washita	211	181	8	0	0	63	16
Woods	207	196	13	0	0	57	0
Woodward	518	461	76	0	0	137	0
Out of State/Unknown	151	134	37	0	0	6	1
<b>Other Indicators</b>							
Deaf and Hearing Impaired	466	312	163	0	0	143	55
Dual Diagnosis	4,827	4,495	1,067	0	0	1,425	413
Homeless	1,846	1,503	483	0	0	482	140
SED (6-17)	4,922	4,131	19	0	0	2,509	885
SMI	22,443	20,950	2,608	0	0	8,702	1,872

Notes: The same client may be counted in more than one category, e.g., clients can receive services under more than one contract source, in more than one "County of Residence," or may have multiple "Other Indicators." Please see Definition page for other considerations.

## Oklahoma Department of Mental Health and Substance Abuse Services

## Counts of Admitted Clients Served by Funding Source for Each Agency Type During FY1996

## SUBSTANCE ABUSE

	Total	Funding Source					
		Mental Health	Substance Abuse	Domestic Violence	Residential Care	Medicaid	Other
<b>Total</b>							
Unduplicated Count	15,764	79	14,653	0	0	772	1,222
<b>Sex</b>							
Female	5,751	35	5,278	0	0	531	425
Male	10,013	44	9,375	0	0	241	797
<b>Age</b>							
0-04	320	0	288	0	0	70	31
05-17	2,353	17	2,086	0	0	315	256
18-20	865	2	828	0	0	25	46
21-24	1,365	9	1,283	0	0	38	85
25-34	4,681	17	4,389	0	0	162	335
35-44	4,311	23	4,041	0	0	112	322
45-54	1,397	8	1,299	0	0	34	112
55-64	378	2	353	0	0	14	24
65-74	82	1	75	0	0	2	10
75-84	12	0	11	0	0	0	1
<b>Race</b>							
White	10,868	65	10,021	0	0	493	920
Black	2,374	9	2,252	0	0	107	161
Native American	2,064	3	1,953	0	0	142	105
Hispanic	452	2	426	0	0	26	31
Asian	34	0	29	0	0	4	5
<b>Presenting Problem/Diagnosis</b>							
Alcohol Abuse	5,720	3	5,546	0	0	115	237
Developmental Disorder	129	0	69	0	0	22	51
Mood Disorder	300	27	112	0	0	25	163
Non Alcohol/Drug Related Or	4	0	2	0	0	1	2
Other Non-Psychotic	311	0	166	0	0	110	134
Other Psychotic	40	16	7	0	0	1	16
Personality Disorder	18	0	12	0	0	8	3
Schizophrenia	9	0	6	0	0	2	2
Social Conditions	2,099	1	1,895	0	0	279	172
Substance Related	7,302	18	7,015	0	0	200	428
Deferred/No Diagnosis	223	14	194	0	0	10	15
<b>County of Residence</b>							
Adair	25	0	24	0	0	0	1
Alfalfa	7	0	6	0	0	0	1
Atoka	145	0	139	0	0	23	4
Beaver	14	0	12	0	0	0	2
Beckham	116	0	116	0	0	0	2
Blaine	100	0	99	0	0	0	1
Bryan	131	0	131	0	0	5	1
Caddo	130	0	128	0	0	14	4
Canadian	120	0	118	0	0	2	3
Carter	100	0	98	0	0	6	1
Cherokee	62	0	57	0	0	3	7
Choctaw	164	0	164	0	0	13	0
Cimarron	14	0	14	0	0	2	0
Cleveland	1,054	0	901	0	0	32	150
Coal	81	0	77	0	0	19	1

Notes: The same client may be counted in more than one category, e.g., clients can receive services under more than one contract source, in more than one "County of Residence," or may have multiple "Other Indicators." Please see Definition page for other considerations.

## Oklahoma Department of Mental Health and Substance Abuse Services

## Counts of Admitted Clients Served by Funding Source for Each Agency Type During FY1996

## SUBSTANCE ABUSE

	Total	Funding Source					
		Mental Health	Substance Abuse	Domestic Violence	Residential Care	Medicaid	Other
Comanche	333	1	330	0	0	4	5
Cotton	34	0	33	0	0	1	1
Craig	68	0	64	0	0	5	5
Creek	181	1	180	0	0	1	2
Custer	79	0	77	0	0	3	3
Delaware	229	0	212	0	0	23	18
Dewey	9	0	8	0	0	0	1
Ellis	1	0	1	0	0	0	0
Garfield	624	0	178	0	0	33	506
Garvin	40	0	40	0	0	2	0
Grady	300	0	281	0	0	35	5
Grant	15	0	1	0	0	0	14
Greer	43	0	42	0	0	0	2
Harmon	8	0	8	0	0	0	0
Harper	4	0	4	0	0	0	1
Haskell	25	0	25	0	0	4	0
Hughes	59	0	59	0	0	1	1
Jackson	118	0	116	0	0	4	6
Jefferson	21	0	21	0	0	0	0
Johnston	86	0	84	0	0	20	1
Kay	148	0	118	0	0	3	50
Kingfisher	20	0	10	0	0	0	10
Kiowa	64	0	64	0	0	0	1
Latimer	114	0	111	0	0	20	1
LeFlore	75	0	75	0	0	3	1
Lincoln	100	0	95	0	0	11	1
Logan	237	0	234	0	0	4	7
Love	19	0	19	0	0	3	0
Major	11	0	3	0	0	0	8
Marshall	69	0	66	0	0	8	1
Mayes	211	0	171	0	0	44	35
McClain	52	0	51	0	0	2	0
McCurtain	257	0	254	0	0	13	0
McIntosh	129	0	120	0	0	34	2
Murray	17	0	17	0	0	0	0
Muskogee	238	0	233	0	0	41	4
Noble	91	0	88	0	0	1	3
Nowata	31	0	31	0	0	1	0
Okfuskee	69	0	52	0	0	18	0
Oklahoma	3,237	1	3,210	0	0	42	63
Okmulgee	212	0	207	0	0	24	6
Osage	82	0	81	0	0	1	2
Ottawa	332	0	258	0	0	77	58
Pawnee	70	2	69	0	0	0	0
Payne	557	0	554	0	0	1	4
Pittsburgh	302	0	294	0	0	17	4
Pontotoc	172	0	165	0	0	32	1
Pottawatomie	357	0	340	0	0	39	5
Pushmataha	88	0	85	0	0	6	3
Roger Mills	11	0	10	0	0	0	1
Rogers	354	1	328	0	0	29	39
Seminole	153	0	149	0	0	3	26
Sequoyah	29	0	29	0	0	2	0

Notes: The same client may be counted in more than one category, e.g., clients can receive services under more than one contract source, in more than one "County of Residence," or may have multiple "Other Indicators." Please see Definition page for other considerations.

## Oklahoma Department of Mental Health and Substance Abuse Services

## Counts of Admitted Clients Served by Funding Source for Each Agency Type During FY1996

## SUBSTANCE ABUSE

	Total	Funding Source					Other
		Mental Health	Substance Abuse	Domestic Violence	Residential Care	Medicaid	
Stephens	132	1	131	0	0	1	3
Texas	98	0	98	0	0	0	0
Tillman	70	0	70	0	0	6	0
Tulsa	2,718	71	2,600	0	0	12	120
Wagoner	109	1	106	0	0	6	2
Washington	364	0	363	0	0	4	3
Washita	22	0	22	0	0	0	0
Woods	12	0	10	0	0	0	2
Woodward	42	0	41	0	0	0	3
Out of State/Unknown	209	0	206	0	0	11	5
<b>Other Indicators</b>							
Deaf and Hearing Impaired	56	2	50	0	0	5	2
Dual Diagnosis	89	0	75	0	0	10	13
Homeless	1,192	2	1,171	0	0	12	35
SED (6-17)	139	0	116	0	0	13	30
SMI	2,532	59	2,293	0	0	132	200

## Oklahoma Department of Mental Health and Substance Abuse Services

## Counts of Admitted Clients Served by Funding Source for Each Agency Type During FY1996

## DOMESTIC VIOLENCE AND SEXUAL ASSAULT

	Total	Funding Source					
		Mental Health	Substance Abuse	Domestic Violence	Residential Care	Medicaid	Other
<b>Total</b>							
Unduplicated Count	8,569	6	670	8,214	0	0	67
<b>Sex</b>							
Female	6,162	5	376	6,063	0	0	24
Male	2,407	1	294	2,151	0	0	43
<b>Age</b>							
0-04	1,463	1	22	1,461	0	0	3
05-17	1,827	1	14	1,822	0	0	3
18-20	391	0	26	383	0	0	3
21-24	770	0	63	735	0	0	10
25-34	2,101	2	272	1,948	0	0	24
35-44	1,408	2	207	1,296	0	0	13
45-54	475	0	54	443	0	0	8
55-64	98	0	10	92	0	0	1
65-74	26	0	2	24	0	0	2
75-84	8	0	0	8	0	0	0
85+	2	0	0	2	0	0	0
<b>Race</b>							
White	5,607	5	462	5,357	0	0	49
Black	1,375	1	109	1,321	0	0	11
Native American	1,121	0	66	1,086	0	0	5
Hispanic	409	0	29	395	0	0	2
Asian	65	0	4	63	0	0	0
<b>Presenting Problem/Diagnosis</b>							
Alcohol Abuse	64	0	46	21	0	0	2
Developmental Disorder	113	0	0	111	0	0	4
Mood Disorder	51	0	0	50	0	0	1
Other Non-Psychotic	1	0	0	1	0	0	0
Other Psychotic	2	0	0	2	0	0	0
Social Conditions	7,963	6	548	7,720	0	0	57
Substance Related	94	0	74	28	0	0	1
Deferred/No Diagnosis	295	0	2	293	0	0	2
<b>County of Residence</b>							
Adair	69	0	0	69	0	0	0
Alfalfa	5	0	0	5	0	0	0
Atoka	27	0	2	27	0	0	0
Beaver	2	0	0	2	0	0	0
Beckham	37	0	0	37	0	0	0
Blaine	6	0	0	6	0	0	0
Bryan	205	0	0	205	0	0	0
Caddo	57	0	0	57	0	0	0
Canadian	96	0	0	96	0	0	0
Carter	107	0	0	107	0	0	0
Cherokee	179	0	1	178	0	0	0
Choctaw	75	0	0	75	0	0	0
Cimarron	2	0	0	2	0	0	0
Cleveland	298	0	1	298	0	0	0
Coal	12	0	0	12	0	0	0
Comanche	367	0	0	367	0	0	0
Cotton	13	1	0	13	0	0	0

Notes: The same client may be counted in more than one category, e.g., clients can receive services under more than one contract source, in more than one "County of Residence," or may have multiple "Other Indicators." Please see Definition page for other considerations.

## Oklahoma Department of Mental Health and Substance Abuse Services

## Counts of Admitted Clients Served by Funding Source for Each Agency Type During FY1996

## DOMESTIC VIOLENCE AND SEXUAL ASSAULT

	Funding Source						
	Total	Mental Health	Substance Abuse	Domestic Violence	Residential Care	Medicaid	Other
Craig	6	0	0	6	0	0	0
Creek	91	0	26	79	0	0	1
Custer	71	0	1	70	0	0	0
Delaware	55	0	0	55	0	0	0
Dewey	13	0	0	13	0	0	0
Ellis	6	0	0	6	0	0	0
Garfield	225	0	0	220	0	0	0
Garvin	27	0	0	27	0	0	0
Grady	216	0	0	216	0	0	0
Grant	10	0	0	10	0	0	0
Greer	24	0	0	24	0	0	0
Harmon	18	0	0	18	0	0	0
Harper	2	0	0	2	0	0	0
Haskell	3	0	0	3	0	0	0
Hughes	22	0	0	22	0	0	0
Jackson	173	0	0	172	0	0	0
Johnston	27	0	0	27	0	0	0
Kay	112	0	0	112	0	0	0
Kingfisher	4	0	0	4	0	0	0
Kiowa	39	0	0	39	0	0	0
Latimer	12	0	0	12	0	0	0
LeFlore	177	2	0	177	0	0	0
Lincoln	28	0	0	28	0	0	0
Logan	14	0	0	14	0	0	0
Love	4	0	0	4	0	0	0
Major	4	0	0	4	0	0	0
Marshall	42	0	0	42	0	0	0
Mayes	63	0	1	63	0	0	0
McClain	12	0	0	12	0	0	0
McCurtain	308	0	0	308	0	0	0
McIntosh	17	0	0	17	0	0	0
Murray	21	0	0	21	0	0	0
Muskogee	247	0	1	246	0	0	1
Noble	6	0	0	6	0	0	1
Nowata	16	0	0	16	0	0	0
Okfuskee	4	0	0	4	0	0	0
Oklahoma	1,292	2	5	1,292	0	0	0
Okmulgee	40	0	7	32	0	0	4
Osage	57	0	6	55	0	0	1
Ottawa	78	0	0	78	0	0	0
Pawnee	29	0	2	28	0	0	2
Payne	279	0	0	272	0	0	28
Pittsburgh	19	0	0	19	0	0	0
Pontotoc	246	0	1	246	0	0	4
Pottawatomie	205	0	0	205	0	0	0
Pushmataha	60	0	0	60	0	0	0
Roger Mills	4	0	0	4	0	0	0
Rogers	47	0	16	38	0	0	0
Seminole	62	0	0	62	0	0	0
Sequoyah	40	0	0	40	0	0	0
Stephens	26	0	0	26	0	0	0
Texas	28	0	0	28	0	0	0
Tillman	19	0	0	19	0	0	0

Notes: The same client may be counted in more than one category, e.g., clients can receive services under more than one contract source, in more than one "County of Residence," or may have multiple "Other Indicators." Please see Definition page for other considerations.



## Oklahoma Department of Mental Health and Substance Abuse Services

## Counts of Admitted Clients Served by Funding Source for Each Agency Type During FY1996

**DOMESTIC VIOLENCE AND SEXUAL ASSAULT**

	Total	Funding Source					Other
		Mental Health	Substance Abuse	Domestic Violence	Residential Care	Medicaid	
Tulsa	1,343	1	556	1,052	0	0	24
Wagoner	70	0	20	59	0	0	0
Washington	511	0	5	510	0	0	0
Washita	36	0	4	32	0	0	0
Woods	11	0	2	10	0	0	0
Woodward	100	0	0	100	0	0	0
Out of State/Unknown	443	0	13	442	0	0	1
<b>Other Indicators</b>							
Deaf and Hearing Impaired	27	0	3	24	0	0	2
Homeless	2,473	2	69	2,462	0	0	3
SED (6-17)	6	0	0	6	0	0	0
SMI	783	1	92	744	0	0	6

Notes: The same client may be counted in more than one category, e.g., clients can receive services under more than one contract source, in more than one "County of Residence," or may have multiple "Other Indicators." Please see Definition page for other considerations.

## Oklahoma Department of Mental Health and Substance Abuse Services

## Counts of Admitted Clients Served by Funding Source for Each Agency Type During FY1996

## RESIDENTIAL CARE

	Total	Funding Source					
		Mental Health	Substance Abuse	Domestic Violence	Residential Care	Medicaid	Other
<b>Total</b>							
Unduplicated Count	1,141	15	0	0	1,132	0	0
<b>Sex</b>							
Female	438	4	0	0	436	0	0
Male	703	11	0	0	696	0	0
<b>Age</b>							
05-17	1	0	0	0	1	0	0
18-20	11	0	0	0	11	0	0
21-24	32	0	0	0	32	0	0
25-34	145	3	0	0	143	0	0
35-44	330	7	0	0	327	0	0
45-54	281	4	0	0	277	0	0
55-64	188	0	0	0	188	0	0
65-74	122	1	0	0	122	0	0
75-84	29	0	0	0	29	0	0
85+	2	0	0	0	2	0	0
<b>Race</b>							
White	818	13	0	0	810	0	0
Black	184	2	0	0	183	0	0
Native American	110	0	0	0	110	0	0
Hispanic	26	0	0	0	26	0	0
Asian	6	0	0	0	6	0	0
<b>Presenting Problem/Diagnosis</b>							
Alcohol Abuse	12	0	0	0	12	0	0
Developmental Disorder	247	3	0	0	245	0	0
Mood Disorder	237	0	0	0	237	0	0
Other Psychotic	360	0	0	0	360	0	0
Schizophrenia	1	0	0	0	1	0	0
Social Conditions	237	10	0	0	230	0	0
Substance Related	6	1	0	0	6	0	0
Deferred/No Diagnosis	88	1	0	0	88	0	0
<b>County of Residence</b>							
Adair	27	0	0	0	27	0	0
Beaver	1	0	0	0	1	0	0
Blaine	1	0	0	0	1	0	0
Canadian	21	0	0	0	21	0	0
Carter	1	0	0	0	1	0	0
Cherokee	108	0	0	0	108	0	0
Choctaw	1	0	0	0	1	0	0
Cimarron	1	0	0	0	1	0	0
Cleveland	77	0	0	0	77	0	0
Coal	1	0	0	0	1	0	0
Comanche	53	15	0	0	44	0	0
Craig	201	0	0	0	201	0	0
Creek	2	0	0	0	2	0	0
Delaware	15	0	0	0	15	0	0
Dewey	6	0	0	0	6	0	0
Haskell	2	0	0	0	2	0	0
Hughes	2	0	0	0	2	0	0
Jackson	3	0	0	0	3	0	0

Notes: The same client may be counted in more than one category, e.g., clients can receive services under more than one contract source, in more than one "County of Residence," or may have multiple "Other Indicators." Please see Definition page for other considerations.

## Oklahoma Department of Mental Health and Substance Abuse Services

## Counts of Admitted Clients Served by Funding Source for Each Agency Type During FY1996

## RESIDENTIAL CARE

	Total	Funding Source					Other
		Mental Health	Substance Abuse	Domestic Violence	Residential Care	Medicaid	
Kay	1	0	0	0	1	0	0
Latimer	1	0	0	0	1	0	0
LeFlore	2	0	0	0	2	0	0
Lincoln	2	0	0	0	2	0	0
Mayes	79	0	0	0	79	0	0
McClain	1	0	0	0	1	0	0
McCurtain	11	0	0	0	11	0	0
McIntosh	47	0	0	0	47	0	0
Murray	4	0	0	0	4	0	0
Muskogee	43	0	0	0	43	0	0
Noble	10	0	0	0	10	0	0
Okfuskee	96	0	0	0	96	0	0
Oklahoma	69	0	0	0	69	0	0
Okmulgee	32	0	0	0	32	0	0
Osage	1	0	0	0	1	0	0
Ottawa	2	0	0	0	2	0	0
Pawnee	2	0	0	0	2	0	0
Pittsburgh	34	0	0	0	34	0	0
Pontotoc	19	0	0	0	19	0	0
Pottawatomie	2	0	0	0	2	0	0
Rogers	65	0	0	0	65	0	0
Seminole	1	0	0	0	1	0	0
Sequoyah	46	0	0	0	46	0	0
Stephens	26	0	0	0	26	0	0
Tillman	1	0	0	0	1	0	0
Tulsa	53	0	0	0	53	0	0
Wagoner	8	0	0	0	8	0	0
Woodward	7	0	0	0	7	0	0
Out of State/Unknown	6	0	0	0	6	0	0
<b>Other Indicators</b>							
Deaf and Hearing Impaired	9	0	0	0	9	0	0
Homeless	80	0	0	0	80	0	0
SMI	1,126	13	0	0	1,118	0	0

Notes: The same client may be counted in more than one category, e.g., clients can receive services under more than one contract source, in more than one "County of Residence," or may have multiple "Other Indicators." Please see Definition page for other considerations.

## Oklahoma Department of Mental Health and Substance Abuse Services

## Counts of Admitted Clients Served by Funding Source for Each Agency Type During FY1996

**OTHER**

	Total	Funding Source					Other
		Mental Health	Substance Abuse	Domestic Violence	Residential Care	Medicaid	
<b>Total</b>							
Unduplicated Count	786	392	317	74	0	9	84
<b>Sex</b>							
Female	331	192	107	42	0	7	12
Male	455	200	210	32	0	2	72
<b>Age</b>							
0-04	15	14	1	0	0	0	0
05-17	195	162	31	8	0	4	0
18-20	15	10	4	1	0	0	0
21-24	39	23	11	5	0	0	2
25-34	235	82	118	23	0	2	49
35-44	200	79	91	32	0	1	23
45-54	58	9	44	4	0	2	8
55-64	16	8	9	1	0	0	1
65-74	10	3	7	0	0	0	1
75-84	2	2	0	0	0	0	0
85+	1	0	1	0	0	0	0
<b>Race</b>							
White	638	335	235	69	0	6	58
Black	50	7	39	1	0	1	14
Native American	84	43	39	1	0	2	11
Hispanic	12	6	4	2	0	0	1
Asian	2	1	0	1	0	0	0
<b>Presenting Problem/Diagnosis</b>							
Alcohol Abuse	79	3	74	0	0	4	11
Developmental Disorder	3	2	1	0	0	0	0
Mood Disorder	21	10	12	0	0	1	6
Non Alcohol/Drug Related Or	1	1	0	0	0	0	0
Other Non-Psychotic	26	19	11	0	0	2	0
Other Psychotic	1	0	0	1	0	0	0
Personality Disorder	11	4	10	0	0	0	0
Schizophrenia	3	3	0	0	0	0	0
Social Conditions	336	240	29	72	0	0	0
Substance Related	46	4	41	1	0	2	3
Deferred/No Diagnosis	259	106	139	0	0	0	64
<b>County of Residence</b>							
Adair	1	1	0	0	0	0	0
Blaine	1	1	0	0	0	0	0
Bryan	1	0	0	1	0	0	0
Caddo	5	5	0	0	0	0	0
Cleveland	143	143	0	0	0	0	0
Craig	2	0	0	0	0	0	2
Creek	7	0	5	1	0	0	2
Delaware	3	0	3	0	0	0	1
Garvin	2	2	0	0	0	0	0
Grady	1	1	0	0	0	0	0
Haskell	3	0	2	0	0	0	1
Kay	1	0	0	1	0	0	0
LeFlore	3	0	3	0	0	0	0
Lincoln	2	1	0	1	0	0	0

Notes: The same client may be counted in more than one category, e.g., clients can receive services under more than one contract source, in more than one "County of Residence," or may have multiple "Other Indicators." Please see Definition page for other considerations.

## Oklahoma Department of Mental Health and Substance Abuse Services

## Counts of Admitted Clients Served by Funding Source for Each Agency Type During FY1996

**OTHER**

	Total	Funding Source					Other
		Mental Health	Substance Abuse	Domestic Violence	Residential Care	Medicaid	
Logan	3	0	0	3	0	0	0
Mayes	1	0	1	0	0	0	0
McClain	7	7	0	0	0	0	0
Muskogee	4	0	4	0	0	0	1
Noble	3	0	0	3	0	0	0
Nowata	1	0	1	0	0	0	1
Okfuskee	1	0	1	0	0	0	0
Oklahoma	54	54	0	0	0	0	0
Okmulgee	1	0	1	0	0	0	0
Osage	110	33	86	0	0	9	0
Ottawa	2	0	2	0	0	0	1
Pawnee	60	27	40	1	0	0	0
Payne	63	0	1	62	0	0	0
Pittsburgh	1	0	1	0	0	0	1
Pottawatomie	8	8	0	0	0	0	0
Rogers	4	0	2	0	0	0	3
Sequoyah	102	101	0	0	0	0	1
Tulsa	167	0	154	0	0	0	65
Wagoner	6	0	6	0	0	0	3
Washington	4	0	4	0	0	0	2
Out of State/Unknown	9	8	0	1	0	0	0
<b>Other Indicators</b>							
Deaf and Hearing Impaired	2	0	1	1	0	0	0
Dual Diagnosis	9	2	8	0	0	1	0
Homeless	14	4	11	0	0	0	4
SED (6-17)	6	3	3	0	0	0	0
SMI	84	21	58	6	0	4	20

## **Definitions of Terms and Categorization Variables**

---

The following are definitions of terms and categorization variables used in this Data Book report.

### **Admitted Clients Served**

Admitted Clients Served had an admission transaction in the ICIS before or during the report year and had received a service during the year. They are counted only once in the total for each level of aggregation. This is called an unduplicated count.

### **Age**

Client age is computed using the client's age at the middle of the fiscal year.

### **Contacts**

Individuals are counted as contacts when they call or visit an agency, but are not admitted.

### **Funding Source**

Funding Source helps identify the payment source of services. Frequently, clients receive services under multiple funding sources. The funding source categories for this report were Mental Health, Substance Abuse, Domestic Violence, Residential Care, Medicaid, and Other.

### **ICIS**

The Oklahoma Department of Mental Health and Substance Abuse Services maintains an agency-wide database, the Integrated Client Information System (ICIS), to which all Department-funded services and transactions are reported. The ICIS contains demographic and service information about clients and agencies.

### **List of Agencies by Type**

The following is a list of agencies by type that provided data during the Fiscal Year 1996:

**AGENCY TYPE****AGENCY NAME****Community Mental Health**

ASSOCIATED CENTERS FOR THERAPY, INC.  
BILL WILLIS MENTAL HEALTH  
CARL ALBERT CMHC  
CENTRAL OKLAHOMA CMHC  
CHISHOLM TRAIL COUNSELING SERVICES  
COMMUNITY COUNSELING CENTER  
CREEKS MENTAL HEALTH SERVICES  
EDWIN FAIR CMHC  
FAMILY MENTAL HEALTHCENTER  
GRAND LAKE M.H.C.  
GREEN COUNTRY BEHAVIORAL HEALTH SERVICES  
HOPE COMMUNITY SERVICES, INC.  
JIM TALIAFERRO CMHC  
MENTAL HEALTH SERVICES OF SOUTHERN OKLAHOMA  
NORTH CARE CENTER  
OK COUNTY CRISIS INTERVENTION CENTER  
PARKSIDE, INC.  
RED ROCK BEHAVIORAL HEALTH SERVICES  
RED ROCK WEST  
STAR MENTAL HEALTH  
WESTERN STATE PSYCHIATRIC CENTER  
WHEATLAND MENTAL HEALTHCENTER, INC.

**Domestic Violence and Sexual Assault**

ACMI HOUSE INC  
ACTION ASSOCIATES, INC.  
COMMUNITY CRISIS CENTER, INC.  
CRISIS CONTROL CENTER  
D.V. PROG. OF N. CENTRAL OK.  
DOMESTIC ABUSE SAFE HOUSE-DASH  
DOMESTIC VIOLENCE INTERVENTION SERVICES  
FAMILY CRISIS & COUNSELING CENTER  
FAMILY CRISIS CENTER, INC.  
FAMILY SHELTER  
HELP-IN-CRISIS, INC.  
N.W. DOMESTIC CRISIS SERVICES  
NEW DIRECTIONS, INC.  
PROJECT SAFE, INC.  
S.O.S. FOR FAMILIES  
STILLWATER DOMESTIC VIOLENCE SERVICE INC.  
WOMEN IN SAFE HOMES, INC.  
WOMEN'S CRISIS SERVICES  
WOMEN'S SERVICE & FAMILY RESOURCE CENTER  
WOMENS RESOURCE CENTER  
YWCA CRISIS CENTER  
YWCA OF OKC CRISIS SERVICES

**AGENCY TYPE****AGENCY NAME**

---

**Hospitals**

EASTERN STATE HOSPITAL  
GRIFFIN MEMORIAL HOSPITAL  
OKLAHOMA YOUTH CENTER

**Other Agencies**

CENTER FOR CHILDREN & FAMILIES  
DIVORCE VISITATION ARBITRATION  
GREAT PLAINS IMPROVEMENT FND.  
HIV RESOURCE CONSORTIUM  
HOMINY HEALTH SRVCS CENTER INC.  
PEOPLE INCORPORATED  
PROJECT HEARTLAND  
TULSA METROPOLITAN MINISTRY  
TULSA SEXUAL ASSAULT NURSE EXAMINERS PROGRAM

**Residential Care**

AUTUMN YEARS RESIDENT RANCH  
BOLEY RESIDENTIAL CARE HOME  
BOLEY RESIDENTIAL CARE HOME II  
COPP'S RESIDENTIAL CARE, INC.  
COUNTRY LANE RESID. CARE HOME  
DON MENTZER FACILITY  
DOW RESIDENTIAL CARE HOME  
DUNCAN COMMUNITY RESIDENCE INC  
DYCO PROPERTIES, INC.  
EDNA LEE'S RESIDENTIAL CARE  
EL RENO RESIDENTIAL CARE  
ELM TREE HOUSE  
FAIR OAKS  
GREEN ACRES  
HAV-TAPINC DBA, THE HARBOR  
HIGH CEDAR RESIDENTIAL CARE  
LAKE FRANCIS RETIREMENT CENTER  
LEXINGTON ROOM & BOARD  
MILLER COZY HOME, INC.  
NORTH FORK RESIDENTIAL CARE  
PADEN RESIDENTIAL CARE  
PARKVIEW RESIDENTIAL CARE  
RAMBLING ROSE RESIDENTIAL CARE  
SANTE FE RESIDENTIAL CARE  
SOUTHWEST RETIREMENT HOME, INC  
SUGAR MOUNTAIN RETREAT  
SUNNY ACRES BOARDING MANOR, INC.  
SUNNY ACRES RESIDENTIAL CARE  
VIAN RESIDENTIAL CARE



**AGENCY TYPE****AGENCY NAME**

---

**Substance Abuse**

ADA AREA CHEMICAL DEPENDENCY CENTER, INC.  
ALPHA II, INC.  
BRIDGEWAY  
CAA TURNING POINT  
CARE FOR CHANGE, INC.  
COMMUNITY ALCOHOLISM SERVICES  
CROSSROADS COUNSELING  
CROSSROADS INCORPORATED  
DRUG RECOVERY, INC.  
EAGLE RIDGE INSTITUTE  
EDMOND FAMILY SERVICES, INC.  
FIRST WINGS OF FREEDOM  
GATEWAY TO PREVENTION/RECOVERY  
HOUSE OF HOPE, INC.  
INDIAN HEALTH CARE RESOURCE CENTER  
KIAMICHI COUNCIL ON ALCOHOLISM  
LEFLORE COUNTY YOUTH & FAMILY SERVICES, INC.  
LIFE IMPROVEMENT CENTER  
LOGAN COUNTY YOUTH AND FAMILY SERVICES INC.  
METRO TULSA SUBSTANCE ABUSE SERVICES  
MONARCH, INC.  
MOORE ALCOHOL AND DRUG CENTER  
MUSKOGEE CO COUNCIL YTH SV  
N.E. OK COUNCIL ON ALCOHOLISM  
NAIC CENTER OF OKLAHOMA ALCOHOL & DRUG SERVICES, INC.  
NATIVE AMERICAN CENTER OF RECOVERY  
NEW HOPE OF MANGUM  
NORMAN ALCOHOL AND DRUG TREATMENT CENTER  
OPPORTUNITIES, INC.  
PALMER DRUG ABUSE PROGRAM INC.  
PAYNE CO COUNSELING SERVICES, INC.  
ROADBACK, INC.  
ROGERS COUNTY DRUG ABUSE PROGRAM, INC.  
S.W. YOUTH & FAMILY SERVICES  
SECOND CHANCE CDU  
SOAARR, INC.  
STARTING POINT II, INC.  
STREET SCHOOL, INC.  
THE NEXT STEP NETWORK, INC.  
THE OAKS BEHAVIORAL HEALTH CENTER  
THE REFERRAL CENTER  
TRI-CITY SUBSTANCE ABUSE CENTER  
TRI-CITY YOUTH & FAMILY CENTER  
TURNING POINT  
TWELVE & TWELVE, INC.  
VINITA ALCOHOL AND DRUG TREATMENT CENTER

## **ODMHSAS**

Refers to the Oklahoma Department of Mental Health and Substance Abuse Services.

## **Other Indicators**

There are several groups of clients that are of special interest because they have special treatment needs, state or federal requirements regarding their placement or the services they receive, or because they are part of a priority population. The definitions of these groups and criteria for their selection are provided below:

- **Deaf and Hearing Impaired**

Clients who are deaf, hard of hearing, or indicated the need for an interpreter for the deaf were grouped to form the Deaf and Hearing Impaired category.

- **Homeless**

A homeless person under ICIS criteria is a person who: (a) lacks a fixed, regular and adequate night time residence AND (b) has a primary night time residence that is a supervised publicly or privately operated shelter designed to provide temporary living accommodations including welfare hotels, congregate shelters, halfway houses, and transitional housing for the mentally ill; or an institution that provides a temporary residence for individuals intended to be institutionalized; or a public or private place not designed for, or ordinarily used as, a regular sleeping accommodation for human beings, not limited to people living on the streets. Individuals are considered homeless if they have lost their permanent residence, and are temporarily living in a shelter to avoid being on the street. Prisoners being released or in the custody of a correctional facility are not considered homeless at the time of admission for treatment. The definition also excludes persons in a hospital, residential care facility, commercial hotel/motel, supervised apartment, or living with parent/other relative (even if only temporarily). The definition does include domestic violence and sexual assault shelters, as the persons have fled a residence that is not adequate (i.e., not safe).

- **Legal Status**

Legal Status has three categories; Voluntary, Civil Involuntary, and Criminal Involuntary. The categories of legal status (with ICIS codes) are as follows:

**Voluntary.** These clients enter treatment voluntarily and are coded Voluntary Admission (01), Court Voluntary (02), Informal Admission (16), or Other (18).

**Civil Involuntary.** These clients are required by the court system to receive services, even though they may be reluctant. They are coded Court Commitment (03), Order of Detention (06), Juvenile Court Order (07), Transfer – Other Legal Entity (08), Court Ordered Juveniles in Need of Treatment, DHS given custody (10), Court Ordered Juveniles in Need of Treatment Parental Custody Retained (11), Emergency Detention (12), Continued Court Detention (13), 28-Day Court Commitment (14), or Protective Custody (17).

**Criminal Involuntary.** These clients are required to receive services because they have been accused of or have committed a crime. Codes include the following; Incompetent to Stand Trial (04), Not Guilty by Reason of Insanity (05), Court Order for Observation and Evaluation (09), Court Referred DUI Clients (15), Criminal Hold (20), or Court Commit with Hold (21).

- **Adults with Serious Mental Illness (SMI)**

SMI denotes clients who have been identified **at any time** as having a serious mental illness using the formal ODMHSAS definition. According to this definition, an Adult with a Serious Mental Illness must be an individual 18 years of age or older.

- **Children with a Serious Emotional Disturbance (SED)**

SED refers to children who meet departmental criteria for having a Serious Emotional Disturbance.

- **Any Alcohol/Drug Problem**

A substance abuse client is one who has one or more DSM-IV Axis I primary, secondary or tertiary diagnoses from categories 1.a. or 1.b. (in the Dual Diagnosis definition below) or one or more ICIS Substance Abuse Related Problems (710-731, 741-743). Clients identified only as co-dependents are not identified as substance abusers.

- **Dual Diagnosis Client**

A dual diagnosis client is one who meets the criteria for having a substance abuse diagnosis from categories 1.a. or 1.b. below and meets the criteria for a mental illness based on one or more DSM-IV Axis II primary, secondary, or tertiary diagnoses from categories 2.a. through 2.e. below.

- 1.a. Psychoactive Substance Induced Organic Disorders: 291.0-291.8, 292.0-292.83, 292.89-282.99
- b. Psychoactive Substance Use Disorders: 303.0-305.99.
- 2.a. Schizophrenia: 295.10, 295.20, 295.30, 295.40, 295.60, 295.70, 295.90
- b. Delusional (Paranoid) Disorder: 297.1
- c. Other Psychotic Disorders: 295.40, 295.70, 297.3, 298.8, 298.9, 297.1, 297.3
- d. Mood Disorders: 296.20-296.7
- e. Borderline Personality Disorder: 301.83

## Presenting Problem/Diagnosis

Categories for this variable are based on the DSM-IV primary diagnosis or primary presenting problem. If the admitting agency has clinicians qualified to make a diagnosis, the diagnosis is used, otherwise, a presenting problem is used to define a client's category.

Categories	Codes
<b>Developmental Disorders</b>	
DSM-IV Codes:	302.5-302.69, 302.85, 307-307.39, 307.5-307.99, 309.21, 312-312.29, 312.9-313.21, 313.81-313.89, 314-314.99, 315-319.99, 299-299.99
Presenting Problems:	210, 240
<b>Non Alcohol/Drug Related Organic</b>	
DSM-IV Codes:	290-290.99, 293-293.83, 294-294.80, 310-310.10
<b>Alcohol Abuse</b>	
DSM-IV Codes:	291-291.99, 293.9, 303-303.99, 305-305.02
Presenting Problems:	741, 710, 711
<b>Other Substance Abuse</b>	
DSM-IV Codes:	305.1-305.99, 292-292.99, 304-304.99
Presenting Problems:	742, 743, 744, 720-731
<b>Schizophrenia</b>	
DSM-IV Codes:	295 (excluding 295.4, 295.7)

Categories	Codes
<b>Other Psychotic</b>	
DSM-IV Codes:	297-298.9, 295.40, 294.9, 295.70
Presenting Problems:	510-530, 650
<b>Mood Disorders</b>	
DSM-IV Codes:	296-296.99 301.13, 300.4-300.49, 293.89, 311-311.99
Presenting Problems:	500-503
<b>Other Non-Psychotic</b>	
DSM-IV Codes:	300-300.39, 300.6-300.99, 302-302.49, 302.7-302.84, 302.89-302.99, 307-4-307.49, 307.8, 312.8, 308.3-309.19, 309.23-309.99, 312.3, 316-316.99, 780.50
<b>Personality Disorders</b>	
DSM-IV Codes:	301-301.9
<b>Social Conditions</b>	
DSM-IV Codes:	V40.00-V40.60, V61-V71.02, 955.5-995.81
Presenting Problems:	740, 450, 620-632, 311-420
<b>Deferred/No Diagnosis</b>	
DSM-IV Codes:	799.9-799.90, V71.09
Presenting Problems:	110, 130

## Race

The Unknown category was utilized to group Clients who made no selection from the choices below indicating their race.

The following groupings are used for reporting race:

- White
- Black
- Native American
- Hispanic
- Asian
- Unknown

**Various Categories:**

In response to many special report requests in past years, the special reports table was generated to address the majority of those requests.

## **Description of the Data Book**

---

This Data Book displays Counts of Admitted Clients Served by Funding Source for Sex, Age, Race, Presenting Problem/Diagnosis, County of Residence, and Other Indicators. It contains six tables presenting data for 1) Statewide Total, 2) Agency, 3) Agency Type, 4) County of Residence, 5) Planning Area, and 6) Various Categories.

### **Admitted Clients Served by Funding Source**

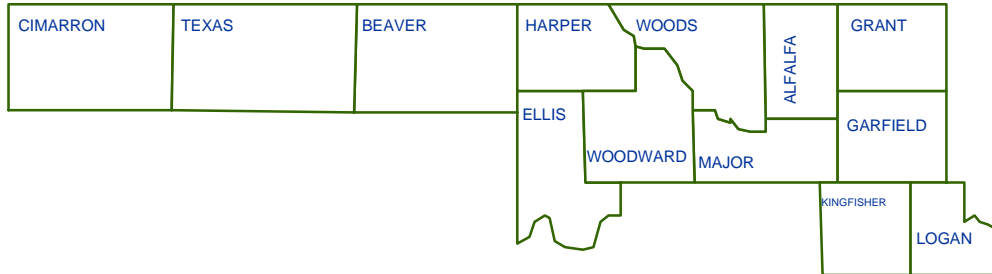
Admitted Clients Served are clients who have an admission transaction in the ICIS before or during the report year and had received a service during the report year. They are counted only once in the total for each level of aggregation or category in which they appear. This is called an unduplicated count. For example, a client may receive services at one hospital and then receive services at another hospital in the same year. This client would be counted twice (once at each hospital) in the agency report, but only once in the agency type and statewide tables. Because information such as age and sex should remain constant (except for data entry errors), counts for categories of these variables will sum to the total clients served on each table. Variables that might change from admission at one facility to admission at another or over time, (e.g., legal status, diagnosis, and target population) can be counted in more than one category and should not be summed.

This Data Book shows only clients who were admitted for services and excludes contacts. It enumerates admitted clients, but further limits the counts to specific subgroups of the client population. Each individual counted has received a service at some time during the year regardless of the year he/she was admitted. Clients are grouped by frequently referenced demographics: Sex, Age, Race, Presenting Problem/Diagnosis, County of Residence, and Other Indicators. A client may be in more than one of these groups, or a client's group may change during the year. As a result, the sum of target populations exceeds the total number served. However, for any given population, the age, race, and sex, which do not change (age is calculated as of a single point in time), are unduplicated counts and should equal the total.

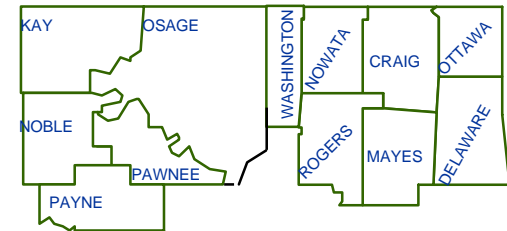
OKLAHOMA DEPARTMENT OF MENTAL HEALTH  
AND SUBSTANCE ABUSE SERVICES

# Planning Areas

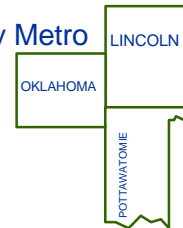
Northwest



Northeast



Oklahoma City Metro



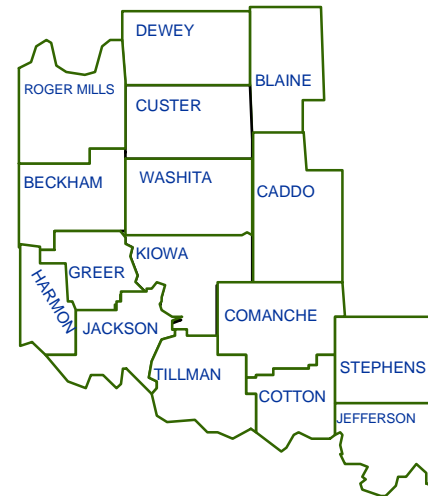
Tulsa Metro



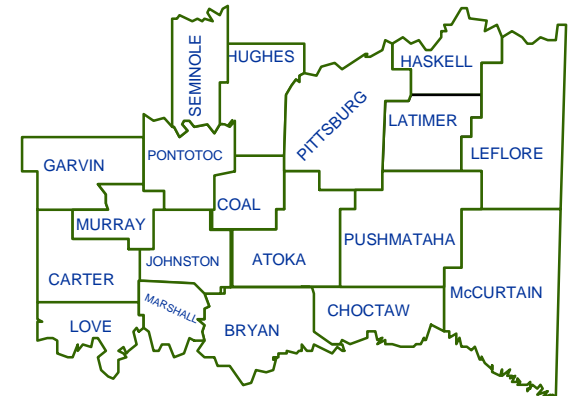
East Central



Central



Southwest



Southeast