

data

BOOK FOR FISCAL YEAR 1997

Admitted Clients Served
By Funding Source

Table 3. Counts of Admitted
Clients Served for each
Agency Type

DATA BOOK FOR FISCAL YEAR 1997

Published by

Oklahoma Department of Mental Health and Substance Abuse
Services

Prepared by

Ali Akour, Ph.D.

Data Analyst, Evaluation and Data Analysis Section
Decision Support Services

2002

Terry Cline, Ph.D., Commissioner
Steve Davis, Ph.D., Director of Decision Support Services
Mark Reynolds, Ed. D., Evaluation & Data Analysis Data Projects Manager

Public Domain Notice

The Data Book for Fiscal Year 1997 is in the public domain and may be reproduced or copied without permission from the Oklahoma Department of Mental Health and Substance Abuse Services. However, this publication may not be reproduced or distributed for a fee without the specific, written authorization of Oklahoma Department of Mental Health and Substance Abuse Services. Citation of the source is appreciated.

Electronic Access to Publication

This publication is available on the World Wide Web at:
<http://www.odmhsas.org/specialreports.htm>

How to Contact Us

**Oklahoma Department of Mental Health and Substance Abuse Services
Evaluation and Data Analysis Section**

P.O. Box 53277
Oklahoma City, OK 73152-3277
(405) 522-3813

Contents

Introduction

Admitted Clients Served by Funding Source

- Table 1. Counts of Admitted Clients Served for **Statewide Total**
- Table 2. Counts of Admitted Clients Served for each **Agency**
- Table 3. Counts of Admitted Clients Served for each **Agency Type**
- Table 4. Counts of Admitted Clients Served for each **County of Residence**
- Table 5. Counts of Admitted Clients Served for each **Planning Area**
- Table 6. Counts of Admitted Clients Served for **Various Categories**

Appendix

Definitions of Terms and Categorization Variables

Description of the Data Book

Map of Planning Areas

DATA BOOK FOR FISCAL YEAR 1997

Introduction

Prior to Fiscal Year 1999, any client seen at an Oklahoma Department of Mental Health and Substance Abuse Services (ODMHSAS) contracted facility was reported, regardless of who paid for the service. Starting with Fiscal Year 1999, only clients funded in full or in part by ODMHSAS were reported. Therefore, previous years' reported client counts will be larger than in following years.

During the Fiscal Year 1997, the State of Oklahoma expenditures on community mental health services, inpatient facilities, substance abuse services, domestic violence/sexual assault services, and departmental management amounted to approximately \$166 million dollars. An unduplicated total of approximately 94,268 recipients were served system-wide in FY 1997. The unduplicated total of 94,268 recipients consists of 67,404 recipients that were admitted and served and 26,864 recipients that were contacts. This Data Book report is generated to provide basic information about these recipients for policy makers, interest groups, and others working to improve the quality of life for those in need.

The Data Book report is produced by the Evaluation and Data Analysis Section of the Decision Support Services Division at the ODMHSAS. The report summarizes demographic information for clients served in agencies operated by or funded through ODMHSAS. To create the Data Book report, data are extracted from the ODMHSAS Integrated Client Information System (ICIS). ICIS contains demographic and service information about service recipients and agencies.

This Data Book report focuses on Admitted Clients Served by Funding Source. To meet the specific needs of a variety of entities, the information is divided into tables and each table presents a different view of the data. Definitions of terms and a map of planning areas are also provided.

Oklahoma Department of Mental Health and Substance Abuse Services

Counts of Admitted Clients Served by Funding Source for Each Agency Type During FY1997

HOSPITALS

	Total	Funding Source					
		Mental Health	Substance Abuse	Domestic Violence	Residential Care	Medicaid	Other
Total							
Unduplicated Count	3,430	3,430	0	0	0	0	0
Sex							
Female	1,272	1,272	0	0	0	0	0
Male	2,158	2,158	0	0	0	0	0
Age							
05-17	226	226	0	0	0	0	0
18-20	182	182	0	0	0	0	0
21-24	291	291	0	0	0	0	0
25-34	955	955	0	0	0	0	0
35-44	975	975	0	0	0	0	0
45-54	511	511	0	0	0	0	0
55-64	200	200	0	0	0	0	0
65-74	70	70	0	0	0	0	0
75-84	16	16	0	0	0	0	0
85+	4	4	0	0	0	0	0
Race							
White	2,600	2,600	0	0	0	0	0
Black	537	537	0	0	0	0	0
Native American	214	214	0	0	0	0	0
Hispanic	68	68	0	0	0	0	0
Asian	13	13	0	0	0	0	0
Presenting Problem/Diagnosis							
Alcohol Abuse	124	124	0	0	0	0	0
Developmental Disorder	72	72	0	0	0	0	0
Mood Disorder	1,314	1,314	0	0	0	0	0
Non Alcohol/Drug Related Or	54	54	0	0	0	0	0
Other Non-Psychotic	296	296	0	0	0	0	0
Other Psychotic	867	867	0	0	0	0	0
Personality Disorder	2	2	0	0	0	0	0
Schizophrenia	540	540	0	0	0	0	0
Social Conditions	31	31	0	0	0	0	0
Substance Related	156	156	0	0	0	0	0
Deferred/No Diagnosis	10	10	0	0	0	0	0
County of Residence							
Adair	13	13	0	0	0	0	0
Alfalfa	1	1	0	0	0	0	0
Atoka	9	9	0	0	0	0	0
Beckham	9	9	0	0	0	0	0
Blaine	6	6	0	0	0	0	0
Bryan	45	45	0	0	0	0	0
Caddo	6	6	0	0	0	0	0
Canadian	55	55	0	0	0	0	0
Carter	71	71	0	0	0	0	0
Cherokee	35	35	0	0	0	0	0
Choctaw	5	5	0	0	0	0	0
Cleveland	186	186	0	0	0	0	0
Coal	4	4	0	0	0	0	0
Comanche	19	19	0	0	0	0	0
Cotton	1	1	0	0	0	0	0

Notes: The same client may be counted in more than one category, e.g., clients can receive services under more than one contract source, in more than one "County of Residence," or may have multiple "Other Indicators." Please see Definition page for other considerations.

Oklahoma Department of Mental Health and Substance Abuse Services

Counts of Admitted Clients Served by Funding Source for Each Agency Type During FY1997

HOSPITALS

	Total	Funding Source					Other
		Mental Health	Substance Abuse	Domestic Violence	Residential Care	Medicaid	
Craig	117	117	0	0	0	0	0
Creek	99	99	0	0	0	0	0
Custer	15	15	0	0	0	0	0
Delaware	29	29	0	0	0	0	0
Dewey	15	15	0	0	0	0	0
Ellis	2	2	0	0	0	0	0
Garfield	13	13	0	0	0	0	0
Garvin	41	41	0	0	0	0	0
Grady	73	73	0	0	0	0	0
Grant	1	1	0	0	0	0	0
Greer	4	4	0	0	0	0	0
Harmon	1	1	0	0	0	0	0
Harper	1	1	0	0	0	0	0
Haskell	1	1	0	0	0	0	0
Hughes	3	3	0	0	0	0	0
Jackson	11	11	0	0	0	0	0
Jefferson	5	5	0	0	0	0	0
Johnston	14	14	0	0	0	0	0
Kay	63	63	0	0	0	0	0
Kingfisher	3	3	0	0	0	0	0
Kiowa	3	3	0	0	0	0	0
Latimer	3	3	0	0	0	0	0
LeFlore	14	14	0	0	0	0	0
Lincoln	21	21	0	0	0	0	0
Logan	30	30	0	0	0	0	0
Love	11	11	0	0	0	0	0
Major	3	3	0	0	0	0	0
Marshall	12	12	0	0	0	0	0
Mayes	69	69	0	0	0	0	0
McClain	16	16	0	0	0	0	0
McCurtain	17	17	0	0	0	0	0
McIntosh	25	25	0	0	0	0	0
Murray	27	27	0	0	0	0	0
Muskogee	193	193	0	0	0	0	0
Noble	10	10	0	0	0	0	0
Nowata	9	9	0	0	0	0	0
Okfuskee	35	35	0	0	0	0	0
Oklahoma	699	699	0	0	0	0	0
Okmulgee	115	115	0	0	0	0	0
Osage	28	28	0	0	0	0	0
Ottawa	109	109	0	0	0	0	0
Pawnee	16	16	0	0	0	0	0
Payne	68	68	0	0	0	0	0
Pittsburgh	2	2	0	0	0	0	0
Pontotoc	50	50	0	0	0	0	0
Pottawatomie	86	86	0	0	0	0	0
Pushmataha	5	5	0	0	0	0	0
Roger Mills	1	1	0	0	0	0	0
Rogers	85	85	0	0	0	0	0
Seminole	37	37	0	0	0	0	0
Sequoyah	40	40	0	0	0	0	0
Stephens	7	7	0	0	0	0	0
Tillman	1	1	0	0	0	0	0

Notes: The same client may be counted in more than one category, e.g., clients can receive services under more than one contract source, in more than one "County of Residence," or may have multiple "Other Indicators." Please see Definition page for other considerations.

Oklahoma Department of Mental Health and Substance Abuse Services

Counts of Admitted Clients Served by Funding Source for Each Agency Type During FY1997

HOSPITALS

	Total	Funding Source					Other
		Mental Health	Substance Abuse	Domestic Violence	Residential Care	Medicaid	
Tulsa	461	461	0	0	0	0	0
Wagoner	33	33	0	0	0	0	0
Washington	59	59	0	0	0	0	0
Washita	2	2	0	0	0	0	0
Woodward	3	3	0	0	0	0	0
Out of State/Unknown	78	78	0	0	0	0	0
Other Indicators							
Deaf and Hearing Impaired	48	48	0	0	0	0	0
Dual Diagnosis	935	935	0	0	0	0	0
Homeless	353	353	0	0	0	0	0
SED (6-17)	205	205	0	0	0	0	0
SMI	2,648	2,648	0	0	0	0	0

Oklahoma Department of Mental Health and Substance Abuse Services

Counts of Admitted Clients Served by Funding Source for Each Agency Type During FY1997

COMMUNITY MENTAL HEALTH

	Total	Funding Source					
		Mental Health	Substance Abuse	Domestic Violence	Residential Care	Medicaid	Other
Total							
Unduplicated Count	45,260	39,049	5,892	0	0	894	9,163
Sex							
Female	24,193	21,231	2,204	0	0	554	5,169
Male	21,067	17,818	3,688	0	0	340	3,994
Age							
0-04	1,075	620	12	0	0	18	614
05-17	9,648	7,676	70	0	0	163	3,601
18-20	1,643	1,447	282	0	0	22	230
21-24	2,488	2,167	486	0	0	38	338
25-34	8,520	7,459	1,928	0	0	124	1,145
35-44	10,223	9,137	1,894	0	0	177	1,316
45-54	6,066	5,614	804	0	0	125	713
55-64	3,102	2,856	296	0	0	110	464
65-74	1,465	1,332	85	0	0	69	308
75-84	698	545	29	0	0	30	252
85+	332	196	6	0	0	18	182
Race							
White	35,257	31,095	4,478	0	0	740	6,123
Black	5,581	4,252	790	0	0	110	2,113
Native American	3,289	2,678	484	0	0	26	644
Hispanic	1,235	1,072	125	0	0	17	282
Asian	176	161	22	0	0	1	23
Presenting Problem/Diagnosis							
Alcohol Abuse	2,150	1,362	1,291	0	0	22	117
Developmental Disorder	4,019	3,256	25	0	0	67	1,422
Mood Disorder	17,403	15,992	2,119	0	0	341	2,458
Non Alcohol/Drug Related Or	771	601	45	0	0	29	256
Other Non-Psychotic	8,548	6,928	398	0	0	120	2,518
Other Psychotic	3,543	3,360	483	0	0	88	377
Personality Disorder	471	431	70	0	0	3	62
Schizophrenia	5,174	4,894	473	0	0	134	833
Social Conditions	2,885	2,117	73	0	0	69	1,085
Substance Related	1,790	1,242	968	0	0	14	103
Deferred/No Diagnosis	62	48	12	0	0	7	15
County of Residence							
Adair	251	233	75	0	0	3	2
Alfalfa	87	70	12	0	0	28	0
Atoka	159	144	12	0	0	0	8
Beaver	36	34	1	0	0	5	0
Beckham	518	485	22	0	0	0	43
Blaine	342	305	10	0	0	0	96
Bryan	714	695	14	0	0	1	28
Caddo	364	309	18	0	0	0	46
Canadian	1,119	1,094	15	0	0	7	49
Carter	746	684	70	0	0	0	80
Cherokee	652	612	145	0	0	11	11
Choctaw	200	199	5	0	0	1	0
Cimarron	18	17	2	0	0	5	0
Cleveland	1,789	1,737	39	0	0	4	56

Notes: The same client may be counted in more than one category, e.g., clients can receive services under more than one contract source, in more than one "County of Residence," or may have multiple "Other Indicators." Please see Definition page for other considerations.

Oklahoma Department of Mental Health and Substance Abuse Services

Counts of Admitted Clients Served by Funding Source for Each Agency Type During FY1997

COMMUNITY MENTAL HEALTH

	Funding Source						Total
	Mental Health	Substance Abuse	Domestic Violence	Residential Care	Medicaid	Other	
Coal	65	2	0	0	0	68	5
Comanche	1,081	170	0	0	0	1,148	60
Cotton	44	4	0	0	0	51	7
Craig	573	11	0	0	1	586	34
Creek	477	29	0	0	1	496	7
Custer	595	19	0	0	0	627	37
Delaware	444	12	0	0	0	463	35
Dewey	55	5	0	0	7	57	1
Ellis	52	5	0	0	16	55	0
Garfield	852	177	0	0	3	892	31
Garvin	529	21	0	0	0	561	58
Grady	829	7	0	0	3	840	12
Grant	46	4	0	0	0	47	2
Greer	113	10	0	0	0	123	0
Harmon	17	2	0	0	0	18	0
Harper	47	1	0	0	27	58	0
Haskell	149	1	0	0	0	154	5
Hughes	178	6	0	0	0	184	1
Jackson	190	4	0	0	1	193	1
Jefferson	34	6	0	0	0	51	16
Johnston	260	7	0	0	0	269	13
Kay	1,072	130	0	0	1	1,366	405
Kingfisher	144	41	0	0	1	149	2
Kiowa	210	4	0	0	0	217	12
Latimer	134	1	0	0	0	135	0
LeFlore	470	11	0	0	0	476	3
Lincoln	152	14	0	0	0	497	431
Logan	261	22	0	0	0	272	16
Love	148	7	0	0	1	163	27
Major	78	7	0	0	23	86	3
Marshall	224	14	0	0	1	233	10
Mayes	521	13	0	0	4	532	31
McClain	157	5	0	0	0	160	2
McCurtain	372	0	0	0	1	372	0
McIntosh	228	21	0	0	12	324	187
Murray	222	26	0	0	0	244	10
Muskogee	1,570	143	0	0	175	2,326	1,360
Noble	192	6	0	0	1	216	44
Nowata	133	0	0	0	0	137	15
Okfuskee	277	7	0	0	0	282	2
Oklahoma	7,089	1,416	0	0	188	8,967	3,345
Okmulgee	559	13	0	0	0	592	37
Osage	315	32	0	0	1	413	170
Ottawa	435	5	0	0	4	443	30
Pawnee	149	7	0	0	2	187	54
Payne	801	50	0	0	2	943	305
Pittsburgh	754	52	0	0	3	827	46
Pontotoc	622	22	0	0	0	631	16
Pottawatomie	315	17	0	0	0	683	554
Pushmataha	119	4	0	0	0	119	0
Roger Mills	29	10	0	0	0	36	2
Rogers	489	22	0	0	1	528	64
Seminole	542	27	0	0	2	715	173

Notes: The same client may be counted in more than one category, e.g., clients can receive services under more than one contract source, in more than one "County of Residence," or may have multiple "Other Indicators." Please see Definition page for other considerations.

Oklahoma Department of Mental Health and Substance Abuse Services

Counts of Admitted Clients Served by Funding Source for Each Agency Type During FY1997

COMMUNITY MENTAL HEALTH

	Total	Funding Source					Other
		Mental Health	Substance Abuse	Domestic Violence	Residential Care	Medicaid	
Sequoyah	548	526	121	0	0	2	5
Stephens	329	303	71	0	0	0	18
Texas	254	231	13	0	0	67	23
Tillman	66	59	4	0	0	1	8
Tulsa	6,010	4,979	2,398	0	0	50	966
Wagoner	408	367	117	0	0	13	19
Washington	777	768	9	0	0	0	33
Washita	207	193	5	0	0	0	23
Woods	192	187	6	0	0	67	0
Woodward	480	440	51	0	0	146	3
Out of State/Unknown	150	130	46	0	0	1	3
Other Indicators							
Deaf and Hearing Impaired	376	290	83	0	0	10	61
Dual Diagnosis	4,356	3,871	1,257	0	0	80	533
Homeless	2,522	2,001	619	0	0	51	498
SED (6-17)	4,663	3,826	29	0	0	101	1,758
SMI	23,349	21,653	3,579	0	0	622	3,354

Notes: The same client may be counted in more than one category, e.g., clients can receive services under more than one contract source, in more than one "County of Residence," or may have multiple "Other Indicators." Please see Definition page for other considerations.

Oklahoma Department of Mental Health and Substance Abuse Services

Counts of Admitted Clients Served by Funding Source for Each Agency Type During FY1997

SUBSTANCE ABUSE

	Total	Funding Source					Other
		Mental Health	Substance Abuse	Domestic Violence	Residential Care	Medicaid	
Total							
Unduplicated Count	14,947	76	13,831	0	0	116	1,963
Sex							
Female	5,379	38	4,928	0	0	77	898
Male	9,568	38	8,903	0	0	39	1,065
Age							
0-04	306	1	280	0	0	6	107
05-17	2,099	4	1,753	0	0	48	516
18-20	850	2	818	0	0	4	63
21-24	1,152	7	1,092	0	0	7	141
25-34	4,345	21	4,083	0	0	19	486
35-44	4,360	29	4,105	0	0	24	443
45-54	1,396	10	1,295	0	0	4	149
55-64	369	0	341	0	0	3	52
65-74	60	2	54	0	0	1	6
75-84	10	0	10	0	0	0	0
Race							
White	10,744	52	9,907	0	0	79	1,384
Black	2,157	10	2,019	0	0	18	288
Native American	1,763	11	1,644	0	0	16	233
Hispanic	391	3	363	0	0	3	55
Asian	26	0	23	0	0	0	4
Presenting Problem/Diagnosis							
Alcohol Abuse	5,472	7	5,262	0	0	21	460
Developmental Disorder	140	0	59	0	0	1	125
Mood Disorder	268	26	137	0	0	1	112
Non Alcohol/Drug Related Or	3	0	0	0	0	0	3
Other Non-Psychotic	212	4	62	0	0	4	186
Other Psychotic	42	18	16	0	0	0	9
Personality Disorder	15	1	8	0	0	0	9
Schizophrenia	7	0	6	0	0	0	1
Social Conditions	1,692	1	1,523	0	0	37	302
Substance Related	7,242	9	6,912	0	0	38	740
Deferred/No Diagnosis	297	10	263	0	0	14	19
County of Residence							
Adair	29	0	28	0	0	0	9
Alfalfa	7	0	5	0	0	0	2
Atoka	176	0	165	0	0	0	60
Beaver	14	0	14	0	0	0	0
Beckham	108	0	108	0	0	0	2
Blaine	58	1	58	0	0	0	0
Bryan	143	0	141	0	0	0	24
Caddo	154	2	146	0	0	8	11
Canadian	127	3	126	0	0	0	7
Carter	93	0	92	0	0	0	12
Cherokee	56	0	53	0	0	0	7
Choctaw	164	0	160	0	0	0	21
Cimarron	15	0	15	0	0	0	1
Cleveland	990	1	845	0	0	1	183
Coal	127	0	83	0	0	0	53

Notes: The same client may be counted in more than one category, e.g., clients can receive services under more than one contract source, in more than one "County of Residence," or may have multiple "Other Indicators." Please see Definition page for other considerations.

Oklahoma Department of Mental Health and Substance Abuse Services

Counts of Admitted Clients Served by Funding Source for Each Agency Type During FY1997

SUBSTANCE ABUSE

	Total	Funding Source					Other
		Mental Health	Substance Abuse	Domestic Violence	Residential Care	Medicaid	
Comanche	268	0	264	0	0	0	9
Cotton	48	0	47	0	0	0	2
Craig	63	0	57	0	0	0	8
Creek	201	1	196	0	0	2	10
Custer	77	1	76	0	0	0	4
Delaware	158	1	115	0	0	0	52
Dewey	10	0	10	0	0	0	0
Ellis	3	0	3	0	0	0	0
Garfield	353	0	131	0	0	9	236
Garvin	44	0	43	0	0	2	3
Grady	250	0	236	0	0	26	7
Grant	10	0	4	0	0	0	6
Greer	44	0	43	0	0	1	0
Harmon	15	0	15	0	0	0	0
Harper	8	0	7	0	0	0	1
Haskell	28	0	27	0	0	0	3
Hughes	42	0	40	0	0	0	4
Jackson	150	0	148	0	0	2	6
Jefferson	26	0	26	0	0	0	0
Johnston	91	0	79	0	0	0	23
Kay	141	0	115	0	0	4	37
Kingfisher	17	0	10	0	0	0	7
Kiowa	51	0	50	0	0	0	2
Latimer	116	0	67	0	0	0	57
LeFlore	74	0	72	0	0	0	17
Lincoln	83	0	74	0	0	1	16
Logan	241	0	232	0	0	5	10
Love	16	0	16	0	0	0	3
Major	7	0	4	0	0	0	3
Marshall	39	0	39	0	0	0	3
Mayes	164	1	139	0	0	0	34
McClain	53	0	53	0	0	0	2
McCurtain	307	0	307	0	0	0	27
McIntosh	169	0	133	0	0	1	76
Murray	25	1	24	0	0	0	2
Muskogee	281	0	268	0	0	8	57
Noble	89	1	88	0	0	1	2
Nowata	57	0	57	0	0	0	5
Okfuskee	55	0	52	0	0	0	9
Oklahoma	2,900	9	2,842	0	0	20	141
Okmulgee	201	0	186	0	0	5	54
Osage	92	1	89	0	0	0	4
Ottawa	252	2	140	0	0	0	126
Pawnee	85	1	84	0	0	0	1
Payne	375	0	375	0	0	2	6
Pittsburgh	219	0	212	0	0	0	41
Pontotoc	181	0	178	0	0	12	50
Pottawatomie	387	0	367	0	0	2	35
Pushmataha	97	0	84	0	0	0	22
Roger Mills	7	0	7	0	0	0	0
Rogers	287	2	275	0	0	2	36
Seminole	149	0	145	0	0	2	28
Sequoyah	49	0	48	0	0	0	6

Notes: The same client may be counted in more than one category, e.g., clients can receive services under more than one contract source, in more than one "County of Residence," or may have multiple "Other Indicators." Please see Definition page for other considerations.

Oklahoma Department of Mental Health and Substance Abuse Services

Counts of Admitted Clients Served by Funding Source for Each Agency Type During FY1997

SUBSTANCE ABUSE

	Total	Funding Source					Other
		Mental Health	Substance Abuse	Domestic Violence	Residential Care	Medicaid	
Stephens	134	0	133	0	0	0	3
Texas	99	0	99	0	0	0	0
Tillman	31	0	30	0	0	0	4
Tulsa	2,976	48	2,828	0	0	0	227
Wagoner	82	0	78	0	0	0	9
Washington	365	0	363	0	0	0	16
Washita	23	0	22	0	0	0	1
Woods	22	0	22	0	0	0	0
Woodward	49	0	48	0	0	0	2
Out of State/Unknown	175	0	170	0	0	0	18
Other Indicators							
Deaf and Hearing Impaired	52	0	46	0	0	2	5
Dual Diagnosis	229	1	217	0	0	0	26
Homeless	1,246	10	1,230	0	0	2	40
SED (6-17)	88	0	66	0	0	0	23
SMI	2,542	54	2,352	0	0	17	284

Notes: The same client may be counted in more than one category, e.g., clients can receive services under more than one contract source, in more than one "County of Residence," or may have multiple "Other Indicators." Please see Definition page for other considerations.

Oklahoma Department of Mental Health and Substance Abuse Services

Counts of Admitted Clients Served by Funding Source for Each Agency Type During FY1997

DOMESTIC VIOLENCE AND SEXUAL ASSAULT

	Total	Funding Source					
		Mental Health	Substance Abuse	Domestic Violence	Residential Care	Medicaid	Other
Total							
Unduplicated Count	8,618	12	633	8,231	0	0	35
Sex							
Female	6,081	10	291	5,965	0	0	2
Male	2,537	2	342	2,266	0	0	33
Age							
0-04	1,286	0	10	1,286	0	0	0
05-17	1,797	2	18	1,797	0	0	0
18-20	412	0	19	402	0	0	0
21-24	750	1	68	713	0	0	4
25-34	2,189	2	250	2,022	0	0	14
35-44	1,547	5	192	1,422	0	0	9
45-54	488	0	64	448	0	0	6
55-64	106	2	8	102	0	0	1
65-74	32	0	4	28	0	0	1
75-84	10	0	0	10	0	0	0
85+	1	0	0	1	0	0	0
Race							
White	5,814	11	439	5,542	0	0	26
Black	1,409	0	92	1,362	0	0	5
Native American	837	1	68	788	0	0	3
Hispanic	538	0	33	519	0	0	1
Asian	56	0	1	56	0	0	0
Presenting Problem/Diagnosis							
Alcohol Abuse	58	0	34	29	0	0	0
Developmental Disorder	94	0	0	94	0	0	0
Mood Disorder	54	0	0	54	0	0	0
Other Psychotic	6	0	0	6	0	0	0
Social Conditions	8,048	12	552	7,728	0	0	35
Substance Related	63	0	47	25	0	0	0
Deferred/No Diagnosis	317	0	0	317	0	0	0
County of Residence							
Adair	36	0	0	36	0	0	0
Alfalfa	6	0	0	6	0	0	0
Atoka	14	0	0	14	0	0	0
Beaver	4	0	0	4	0	0	0
Beckham	39	0	0	39	0	0	0
Blaine	18	0	0	18	0	0	0
Bryan	213	1	0	213	0	0	0
Caddo	34	0	0	34	0	0	0
Canadian	152	0	1	152	0	0	0
Carter	128	0	0	128	0	0	0
Cherokee	209	0	2	208	0	0	0
Choctaw	82	0	1	82	0	0	0
Cimarron	1	0	0	1	0	0	0
Cleveland	257	0	0	257	0	0	0
Coal	15	0	0	15	0	0	0
Comanche	331	0	0	331	0	0	0
Cotton	14	0	0	14	0	0	0
Craig	15	0	0	15	0	0	0

Notes: The same client may be counted in more than one category, e.g., clients can receive services under more than one contract source, in more than one "County of Residence," or may have multiple "Other Indicators." Please see Definition page for other considerations.

Oklahoma Department of Mental Health and Substance Abuse Services

Counts of Admitted Clients Served by Funding Source for Each Agency Type During FY1997

DOMESTIC VIOLENCE AND SEXUAL ASSAULT

	Total	Funding Source					Other
		Mental Health	Substance Abuse	Domestic Violence	Residential Care	Medicaid	
Creek	93	0	21	75	0	0	3
Custer	79	0	1	78	0	0	0
Delaware	55	0	1	55	0	0	0
Dewey	20	0	0	20	0	0	0
Ellis	5	0	0	5	0	0	0
Garfield	279	0	1	278	0	0	0
Garvin	20	0	0	20	0	0	0
Grady	223	0	0	223	0	0	0
Grant	7	0	0	7	0	0	0
Greer	5	0	0	5	0	0	0
Harmon	17	0	0	17	0	0	0
Harper	8	0	0	8	0	0	0
Haskell	6	2	0	6	0	0	0
Hughes	8	0	0	8	0	0	0
Jackson	209	0	0	209	0	0	0
Jefferson	3	0	0	3	0	0	0
Johnston	29	0	0	29	0	0	0
Kay	120	0	0	120	0	0	0
Kingfisher	3	0	0	3	0	0	0
Kiowa	29	0	0	29	0	0	0
Latimer	10	0	0	10	0	0	0
LeFlore	160	7	0	160	0	0	0
Lincoln	31	0	0	31	0	0	0
Logan	35	0	0	35	0	0	0
Love	10	0	0	10	0	0	0
Major	6	0	0	6	0	0	0
Marshall	24	0	0	24	0	0	0
Mayes	10	0	0	9	0	0	1
McClain	11	0	0	11	0	0	0
McCurtain	220	0	0	220	0	0	0
McIntosh	11	0	0	11	0	0	0
Murray	23	0	0	23	0	0	0
Muskogee	185	0	1	183	0	0	1
Noble	43	0	0	43	0	0	0
Nowata	28	0	0	28	0	0	0
Okfuskee	7	0	0	7	0	0	0
Oklahoma	1,393	0	0	1,393	0	0	0
Okmulgee	33	0	11	22	0	0	3
Osage	42	0	4	38	0	0	2
Ottawa	74	0	0	74	0	0	0
Pawnee	48	0	1	47	0	0	0
Payne	353	0	0	353	0	0	0
Pittsburgh	29	1	0	29	0	0	0
Pontotoc	276	0	1	276	0	0	0
Pottawatomie	107	0	1	106	0	0	0
Pushmataha	36	0	0	36	0	0	0
Roger Mills	2	0	0	2	0	0	0
Rogers	42	0	14	32	0	0	0
Seminole	43	0	0	43	0	0	0
Sequoyah	20	0	0	20	0	0	0
Stephens	68	0	0	68	0	0	0
Texas	83	0	0	83	0	0	0
Tillman	22	0	0	22	0	0	0

Notes: The same client may be counted in more than one category, e.g., clients can receive services under more than one contract source, in more than one "County of Residence," or may have multiple "Other Indicators." Please see Definition page for other considerations.

Oklahoma Department of Mental Health and Substance Abuse Services

Counts of Admitted Clients Served by Funding Source for Each Agency Type During FY1997

DOMESTIC VIOLENCE AND SEXUAL ASSAULT

	Total	Funding Source					Other
		Mental Health	Substance Abuse	Domestic Violence	Residential Care	Medicaid	
Tulsa	1,359	0	547	1,032	0	0	23
Wagoner	62	0	14	54	0	0	0
Washington	505	0	3	505	0	0	1
Washita	25	0	2	24	0	0	0
Woods	2	0	0	2	0	0	0
Woodward	99	0	0	99	0	0	0
Out of State/Unknown	421	1	6	420	0	0	1
Other Indicators							
Deaf and Hearing Impaired	31	0	2	29	0	0	1
Homeless	2,024	0	21	2,018	0	0	0
SED (6-17)	6	0	0	6	0	0	0
SMI	787	2	85	746	0	0	3

Notes: The same client may be counted in more than one category, e.g., clients can receive services under more than one contract source, in more than one "County of Residence," or may have multiple "Other Indicators." Please see Definition page for other considerations.

Oklahoma Department of Mental Health and Substance Abuse Services

Counts of Admitted Clients Served by Funding Source for Each Agency Type During FY1997

RESIDENTIAL CARE

	Total	Funding Source					
		Mental Health	Substance Abuse	Domestic Violence	Residential Care	Medicaid	Other
Total							
Unduplicated Count	1,203	19	0	0	1,189	0	0
Sex							
Female	477	8	0	0	472	0	0
Male	726	11	0	0	717	0	0
Age							
18-20	8	0	0	0	8	0	0
21-24	35	1	0	0	34	0	0
25-34	143	2	0	0	141	0	0
35-44	364	9	0	0	359	0	0
45-54	296	6	0	0	291	0	0
55-64	206	0	0	0	206	0	0
65-74	119	1	0	0	118	0	0
75-84	30	0	0	0	30	0	0
85+	2	0	0	0	2	0	0
Race							
White	931	15	0	0	918	0	0
Black	181	2	0	0	180	0	0
Native American	69	0	0	0	69	0	0
Hispanic	28	2	0	0	28	0	0
Asian	4	0	0	0	4	0	0
Presenting Problem/Diagnosis							
Alcohol Abuse	8	0	0	0	8	0	0
Developmental Disorder	257	3	0	0	255	0	0
Mood Disorder	266	0	0	0	266	0	0
Other Psychotic	361	0	0	0	361	0	0
Social Conditions	259	9	0	0	252	0	0
Substance Related	5	1	0	0	4	0	0
Deferred/No Diagnosis	96	6	0	0	92	0	0
County of Residence							
Adair	33	0	0	0	33	0	0
Atoka	1	0	0	0	1	0	0
Beckham	2	0	0	0	2	0	0
Canadian	16	0	0	0	16	0	0
Cherokee	96	0	0	0	96	0	0
Choctaw	1	0	0	0	1	0	0
Cimarron	1	0	0	0	1	0	0
Cleveland	122	0	0	0	122	0	0
Coal	1	0	0	0	1	0	0
Comanche	62	19	0	0	48	0	0
Cotton	1	0	0	0	1	0	0
Craig	215	0	0	0	215	0	0
Creek	2	0	0	0	2	0	0
Delaware	14	0	0	0	14	0	0
Dewey	6	0	0	0	6	0	0
Garfield	1	0	0	0	1	0	0
Grady	1	0	0	0	1	0	0
Haskell	1	0	0	0	1	0	0
Hughes	3	0	0	0	3	0	0
Jackson	2	0	0	0	2	0	0

Notes: The same client may be counted in more than one category, e.g., clients can receive services under more than one contract source, in more than one "County of Residence," or may have multiple "Other Indicators." Please see Definition page for other considerations.

Oklahoma Department of Mental Health and Substance Abuse Services

Counts of Admitted Clients Served by Funding Source for Each Agency Type During FY1997

RESIDENTIAL CARE

	Total	Funding Source					Other
		Mental Health	Substance Abuse	Domestic Violence	Residential Care	Medicaid	
Kay	1	0	0	0	1	0	0
Latimer	6	0	0	0	6	0	0
LeFlore	1	0	0	0	1	0	0
Lincoln	3	0	0	0	3	0	0
Mayes	79	0	0	0	79	0	0
McClain	1	0	0	0	1	0	0
McCurtain	7	0	0	0	7	0	0
McIntosh	58	0	0	0	58	0	0
Murray	4	0	0	0	4	0	0
Muskogee	34	0	0	0	34	0	0
Noble	9	0	0	0	9	0	0
Okfuskee	107	0	0	0	107	0	0
Oklahoma	92	0	0	0	92	0	0
Okmulgee	28	0	0	0	28	0	0
Ottawa	2	0	0	0	2	0	0
Pittsburgh	34	0	0	0	34	0	0
Pontotoc	23	0	0	0	23	0	0
Pottawatomie	2	0	0	0	2	0	0
Rogers	54	0	0	0	54	0	0
Seminole	16	0	0	0	16	0	0
Sequoyah	20	0	0	0	20	0	0
Stephens	29	0	0	0	29	0	0
Tulsa	47	0	0	0	47	0	0
Wagoner	9	0	0	0	9	0	0
Washington	1	0	0	0	1	0	0
Woodward	5	0	0	0	5	0	0
Out of State/Unknown	4	0	0	0	4	0	0
Other Indicators							
Deaf and Hearing Impaired	5	0	0	0	5	0	0
Homeless	67	0	0	0	67	0	0
SMI	1,189	16	0	0	1,177	0	0

Notes: The same client may be counted in more than one category, e.g., clients can receive services under more than one contract source, in more than one "County of Residence," or may have multiple "Other Indicators." Please see Definition page for other considerations.

Oklahoma Department of Mental Health and Substance Abuse Services

Counts of Admitted Clients Served by Funding Source for Each Agency Type During FY1997

OTHER

	Total	Funding Source					
		Mental Health	Substance Abuse	Domestic Violence	Residential Care	Medicaid	Other
Total							
Unduplicated Count	737	393	321	38	0	0	11
Sex							
Female	309	199	99	21	0	0	10
Male	428	194	222	17	0	0	1
Age							
0-04	24	24	0	0	0	0	0
05-17	167	156	10	1	0	0	3
18-20	16	12	4	0	0	0	0
21-24	37	20	16	2	0	0	0
25-34	205	81	109	18	0	0	2
35-44	206	72	124	15	0	0	3
45-54	59	19	41	1	0	0	2
55-64	12	4	8	1	0	0	0
65-74	9	4	8	0	0	0	1
75-84	2	1	1	0	0	0	0
Race							
White	605	348	234	37	0	0	8
Black	39	7	32	0	0	0	1
Native American	70	24	46	1	0	0	1
Hispanic	22	13	9	0	0	0	1
Asian	1	1	0	0	0	0	0
Presenting Problem/Diagnosis							
Alcohol Abuse	71	4	70	0	0	0	3
Developmental Disorder	3	2	1	0	0	0	0
Mood Disorder	15	5	10	0	0	0	1
Other Non-Psychotic	18	10	12	0	0	0	3
Other Psychotic	3	1	2	0	0	0	0
Personality Disorder	7	3	7	0	0	0	0
Schizophrenia	3	2	2	0	0	0	0
Social Conditions	335	285	15	38	0	0	2
Substance Related	50	2	49	0	0	0	2
Deferred/No Diagnosis	232	79	153	0	0	0	0
County of Residence							
Adair	2	0	2	0	0	0	0
Atoka	1	1	0	0	0	0	0
Blaine	1	1	0	0	0	0	0
Caddo	1	1	0	0	0	0	0
Canadian	1	0	0	1	0	0	0
Cherokee	2	0	2	0	0	0	0
Cleveland	202	202	0	0	0	0	0
Creek	8	0	8	0	0	0	0
Delaware	2	0	2	0	0	0	0
Grady	1	1	0	0	0	0	0
Haskell	1	0	1	0	0	0	0
LeFlore	4	0	4	0	0	0	0
Lincoln	4	1	0	3	0	0	0
Mayes	3	0	3	0	0	0	0
McClain	7	7	0	0	0	0	0
McIntosh	2	0	2	0	0	0	0

Notes: The same client may be counted in more than one category, e.g., clients can receive services under more than one contract source, in more than one "County of Residence," or may have multiple "Other Indicators." Please see Definition page for other considerations.

Oklahoma Department of Mental Health and Substance Abuse Services

Counts of Admitted Clients Served by Funding Source for Each Agency Type During FY1997

OTHER

	Total	Funding Source					Other
		Mental Health	Substance Abuse	Domestic Violence	Residential Care	Medicaid	
Muskogee	7	0	7	0	0	0	0
Noble	1	0	0	1	0	0	0
Okfuskee	2	0	2	0	0	0	0
Oklahoma	48	47	0	1	0	0	0
Okmulgee	3	0	3	0	0	0	0
Osage	80	18	67	0	0	0	7
Ottawa	1	0	1	0	0	0	0
Pawnee	44	20	33	1	0	0	4
Payne	33	0	2	31	0	0	0
Pittsburgh	2	2	0	0	0	0	0
Pontotoc	2	2	0	0	0	0	0
Pottawatomie	7	7	0	0	0	0	0
Rogers	5	0	5	0	0	0	0
Sequoyah	81	77	4	0	0	0	0
Tulsa	164	0	164	0	0	0	0
Wagoner	7	1	6	0	0	0	0
Washington	3	0	3	0	0	0	0
Out of State/Unknown	5	5	0	0	0	0	0
Other Indicators							
Dual Diagnosis	6	1	6	0	0	0	0
Homeless	13	3	10	0	0	0	0
SED (6-17)	1	1	0	0	0	0	0
SMI	85	15	72	2	0	0	4

Notes: The same client may be counted in more than one category, e.g., clients can receive services under more than one contract source, in more than one "County of Residence," or may have multiple "Other Indicators." Please see Definition page for other considerations.

Definitions of Terms and Categorization Variables

The following are definitions of terms and categorization variables used in this Data Book report.

Admitted Clients Served

Admitted Clients Served had an admission transaction in the ICIS before or during the report year and had received a service during the year. They are counted only once in the total for each level of aggregation. This is called an unduplicated count.

Age

Client age is computed using the client's age at the middle of the fiscal year.

Contacts

Individuals are counted as contacts when they call or visit an agency, but are not admitted.

Funding Source

Funding Source helps identify the payment source of services. Frequently, clients receive services under multiple funding sources. The funding source categories for this report were Mental Health, Substance Abuse, Domestic Violence, Residential Care, Medicaid, and Other.

ICIS

The Oklahoma Department of Mental Health and Substance Abuse Services maintains an agency-wide database, the Integrated Client Information System (ICIS), to which all Department-funded services and transactions are reported. The ICIS contains demographic and service information about clients and agencies.

List of Agencies by Type

The following is a list of agencies by type that provided data during the Fiscal Year 1997:

AGENCY TYPE**AGENCY NAME**

Community Mental Health

ASSOCIATED CENTERS FOR THERAPY, INC.
BILL WILLIS MENTAL HEALTH
CARL ALBERT CMHC
CENTRAL OKLAHOMA CMHC
CHISHOLM TRAIL COUNSELING SERVICES
COMMUNITY COUNSELING CENTER
CREEKS MENTAL HEALTH SERVICES
EDWIN FAIR CMHC
GRAND LAKE M.H.C.
GREEN COUNTRY BEHAVIORAL HEALTH SERVICES
HOPE COMMUNITY SERVICES, INC.
JIM TALIAFERRO CMHC
MENTAL HEALTH SERVICES OF SOUTHERN OKLAHOMA
NORTH CARE CENTER
OK COUNTY CRISIS INTERVENTION CENTER
PARKSIDE, INC.
RED ROCK BEHAVIORAL HEALTH SERVICES
RED ROCK WEST
WESTERN STATE PSYCHIATRIC CENTER
WHEATLAND MH CENTER, INC.

Domestic Violence and Sexual Assault

ACMI HOUSE INC
ACTION ASSOCIATES, INC.
CALL RAPE INC.
COMMUNITY CRISIS CENTER, INC.
CRISIS CONTROL CENTER
D.V. PROG. OF N. CENTRAL OK.
DOMESTIC VIOLENCE INTERVENTION SERVICES
FAMILY CRISIS & COUNSELING CENTER
FAMILY CRISIS CENTER, INC.
FAMILY SHELTER
HELP-IN-CRISIS, INC.
N.W. DOMESTIC CRISIS SERVICES
NEW DIRECTIONS, INC.
PROJECT SAFE, INC.
S.O.S. FOR FAMILIES
STEPHENS COUNTY VOLUNTEERS FOR CRISIS INTERVENTION
STILLWATER DOMESTIC VIOLENCE SERVICE INC.
WOMEN IN SAFE HOMES, INC.
WOMEN'S CRISIS SERVICES
WOMEN'S SERVICE & FAMILY RESOURCE CENTER
WOMENS RESOURCE CENTER
YWCA CRISIS CENTER
YWCA OF OKC CRISIS SERVICES

AGENCY TYPE**AGENCY NAME**

Hospitals

EASTERN STATE HOSPITAL
GRIFFIN MEMORIAL HOSPITAL
OKLAHOMA YOUTH CENTER

Other Agencies

CENTER FOR CHILDREN & FAMILIES
DIVORCE VISITATION ARBITRATION
GREAT PLAINS IMPROVEMENT FND.
HIV RESOURCE CONSORTIUM
HOMINY HEALTH SRVCS CENTER INC.
PEOPLE INCORPORATED
PROJECT HEARTLAND
TULSA METROPOLITAN MINISTRY
TULSA SEXUAL ASSAULT NURSE EXAMINERS PROGRAM
CENTER FOR CHILDREN & FAMILIES
DIVORCE VISITATION ARBITRATION
GREAT PLAINS IMPROVEMENT FND.
HIV RESOURCE CONSORTIUM
HOMINY HEALTH SRVCS CENTER INC.
PEOPLE INCORPORATED
PROJECT HEARTLAND
TULSA METROPOLITAN MINISTRY
TULSA SEXUAL ASSAULT NURSE EXAMINERS PROGRAM

Residential Care

AUTUMN YEARS RESIDENT RANCH
BOLEY RESIDENTIAL CARE HOME
BOLEY RESIDENTIAL CARE HOME II
CLETA'S COTTAGE
COPP'S RESIDENTIAL CARE, INC.
COUNTRY LANE RESID. CARE HOME
DON MENTZER FACILITY
DOW RESIDENTIAL CARE HOME
DUNCAN COMMUNITY RESIDENCE INC
DYCO PROPERTIES, INC.
EDNA LEE'S RESIDENTIAL CARE
EL RENO RESIDENTIAL CARE
ELM TREE HOUSE
FAIR OAKS
GOLDEN YEARS
GREEN ACRES
HAV-TAPINC DBA, THE HARBOR
HIGH CEDAR RESIDENTIAL CARE
LAKE FRANCIS RETIREMENT CENTER
LEXINGTON ROOM & BOARD
MILLER COZY HOME, INC.
NORTH FORK RESIDENTIAL CARE
PADEN RESIDENTIAL CARE

AGENCY TYPE**AGENCY NAME**

Substance Abuse

PARKVIEW RESIDENTIAL CARE
RAMBLING ROSE RESIDENTIAL CARE
SANTE FE RESIDENTIAL CARE
SOUTHWEST RETIREMENT HOME, INC
SUGAR MOUNTAIN RETREAT
SUNNY ACRES BOARDING MANOR, INC.
SUNNY ACRES RESIDENTIAL CARE

ADA AREA CHEMICAL DEPENDENCY CENTER, INC.
ALPHA II, INC.
BRIDGEWAY
CAA TURNING POINT
CARE FOR CHANGE, INC.
COMMUNITY ALCOHOLISM SERVICES
CROSSROADS COUNSELING
CROSSROADS INCORPORATED
DRUG RECOVERY, INC.
EAGLE RIDGE INSTITUTE
EDMOND FAMILY SERVICES, INC.
FIRST WINGS OF FREEDOM
GATEWAY TO PREVENTION/RECOVERY
HOUSE OF HOPE, INC.
INDIAN HEALTH CARE RESOURCE CENTER
KIAMICHI COUNCIL ON ALCOHOLISM
LASTSTOP
LEFLORE COUNTY YOUTH & FAMILY SERVICES, INC.
LIFE IMPROVEMENT CENTER
LOGAN COUNTY YOUTH AND FAMILY SERVICES INC.
METRO TULSA SUBSTANCE ABUSE SERVICES
MONARCH, INC.
MOORE ALCOHOL AND DRUG CENTER
MUSKOGEE COUNTYCOUNCIL YTH SV
N.E. OK COUNCIL ON ALCOHOLISM
NAIC CENTER OF OKLAHOMA ALCOHOL & DRUG SERVICES, INC.
NATIVE AMERICAN CENTER OF RECOVERY
NEW HOPE OF MANGUM
NORMAN ALCOHOL AND DRUG TREATMENT CENTER
OPPORTUNITIES, INC.
PALMER DRUG ABUSE PROGRAM INC.
PAYNE COUNTYCOUNSELING SERVICES, INC.
ROADBACK, INC.
ROGERS COUNTY DRUG ABUSE PROGRAM, INC.
S.W. YOUTH & FAMILY SERVICES
SECOND CHANCE CDU
SOAARR, INC.
STARTING POINT II, INC.

AGENCY TYPE

AGENCY NAME

STREET SCHOOL, INC.
THE NEXT STEP NETWORK, INC.
THE OAKS BEHAVIORAL HEALTH CENTER
THE REFERRAL CENTER
TRI-CITY SUBSTANCE ABUSE CENTER
TRI-CITY YOUTH & FAMILY CENTER
TURNING POINT
TWELVE & TWELVE, INC.
VINITA ALCOHOL AND DRUG TREATMENT CENTER

ODMHSAS

Refers to the Oklahoma Department of Mental Health and Substance Abuse Services.

Other Indicators

There are several groups of clients that are of special interest because they have special treatment needs, state or federal requirements regarding their placement or the services they receive, or because they are part of a priority population. The definitions of these groups and criteria for their selection are provided below:

- Deaf and Hearing Impaired
Clients who are deaf, hard of hearing, or indicated the need for an interpreter for the deaf were grouped to form the Deaf and Hearing Impaired category.
- Homeless
A homeless person under ICIS criteria is a person who: (a) lacks a fixed, regular and adequate night time residence AND (b) has a primary night time residence that is a supervised publicly or privately operated shelter designed to provide temporary living accommodations including welfare hotels, congregate shelters, halfway houses, and transitional housing for the mentally ill; or an institution that provides a temporary residence for individuals intended to be institutionalized; or a public or private place not designed for, or ordinarily used as, a regular sleeping accommodation for human beings, not limited to people living on the streets. Individuals are considered homeless if they have lost their permanent residence, and are temporarily living in a shelter to avoid being on the street. Prisoners being released or in the custody of a correctional facility are not

considered homeless at the time of admission for treatment. The definition also excludes persons in a hospital, residential care facility, commercial hotel/motel, supervised apartment, or living with parent/other relative (even if only temporarily). The definition does include domestic violence and sexual assault shelters, as the persons have fled a residence that is not adequate (i.e., not safe).

- Legal Status

Legal Status has three categories; Voluntary, Civil Involuntary, and Criminal Involuntary. The categories of legal status (with ICIS codes) are as follows:

Voluntary. These clients enter treatment voluntarily and are coded Voluntary Admission (01), Court Voluntary (02), Informal Admission (16), or Other (18).

Civil Involuntary. These clients are required by the court system to receive services, even though they may be reluctant. They are coded Court Commitment (03), Order of Detention (06), Juvenile Court Order (07), Transfer – Other Legal Entity (08), Court Ordered Juveniles in Need of Treatment, DHS given custody (10), Court Ordered Juveniles in Need of Treatment Parental Custody Retained (11), Emergency Detention (12), Continued Court Detention (13), 28-Day Court Commitment (14), or Protective Custody (17).

Criminal Involuntary. These clients are required to receive services because they have been accused of or have committed a crime. Codes include the following; Incompetent to Stand Trial (04), Not Guilty by Reason of Insanity (05), Court Order for Observation and Evaluation (09), Court Referred DUI Clients (15), Criminal Hold (20), or Court Commit with Hold (21).

- Adults with Serious Mental Illness (SMI)

SMI denotes clients who have been identified **at any time** as having a serious mental illness using the formal ODMHSAS definition. According to this definition, an Adult with a Serious Mental Illness must be an individual 18 years of age or older.

- Children with a Serious Emotional Disturbance (SED)

SED refers to children who meet departmental criteria for having a Serious Emotional Disturbance.

- Any Alcohol/Drug Problem

A substance abuse client is one who has one or more DSM-IV Axis I primary, secondary or tertiary diagnoses from categories 1.a. or 1.b. (in the Dual

Diagnosis definition below) or one or more ICIS Substance Abuse Related Problems (710-731, 741-743). Clients identified only as co-dependents are not identified as substance abusers.

- **Dual Diagnosis Client**

A dual diagnosis client is one who meets the criteria for having a substance abuse diagnosis from categories 1.a. or 1.b. below and meets the criteria for a mental illness based on one or more DSM-IV Axis II primary, secondary, or tertiary diagnoses from categories 2.a. through 2.e. below.

- 1.a. Psychoactive Substance Induced Organic Disorders: 291.0-291.8, 292.0-292.83, 292.89-282.99
- b. Psychoactive Substance Use Disorders: 303.0-305.99.
- 2.a. Schizophrenia: 295.10, 295.20, 295.30, 295.40, 295.60, 295.70, 295.90
- b. Delusional (Paranoid) Disorder: 297.1
- c. Other Psychotic Disorders: 295.40, 295.70, 297.3, 298.8, 298.9, 297.1, 297.3
- d. Mood Disorders: 296.20-296.7
- e. Borderline Personality Disorder: 301.83

Presenting Problem/Diagnosis

Categories for this variable are based on the DSM-IV primary diagnosis or primary presenting problem. If the admitting agency has clinicians qualified to make a diagnosis, the diagnosis is used, otherwise, a presenting problem is used to define a client's category.

Categories	Codes
Developmental Disorders	
DSM-IV Codes:	302.5-302.69, 302.85, 307-307.39, 307.5-307.99, 309.21, 312-312.29, 312.9-313.21, 313.81-313.89, 314-314.99, 315-319.99, 299-299.99
Presenting Problems:	210, 240

Categories**Codes**

Non Alcohol/Drug Related Organic

DSM-IV Codes: 290-290.99, 293-293.83, 294-294.80, 310-310.10

Alcohol Abuse

DSM-IV Codes: 291-291.99, 293.9, 303-303.99, 305-305.02
Presenting Problems: 741, 710, 711

Other Substance Abuse

DSM-IV Codes: 305.1-305.99, 292-292.99, 304-304.99
Presenting Problems: 742, 743, 744, 720-731

Schizophrenia

DSM-IV Codes: 295 (excluding 295.4, 295.7)

Other Psychotic

DSM-IV Codes: 297-298.9, 295.40, 294.9, 295.70
Presenting Problems: 510-530, 650

Mood Disorders

DSM-IV Codes: 296-296.99, 301.13, 300.4-300.49, 293.89, 311-311.99
Presenting Problems: 500-503

Other Non-Psychotic

DSM-IV Codes: 300-300.39, 300.6-300.99, 302-302.49, 302.7-302.84, 302.89-302.99, 307-4-307.49, 307.8, 312.8, 308.3-309.19, 309.23-309.99, 312.3, 316-316.99, 780.50

Personality Disorders

DSM-IV Codes: 301-301.9

Social Conditions

DSM-IV Codes: V40.00-V40.60, V61-V71.02, 955.5-995.81
Presenting Problems: 740, 450, 620-632, 311-420

Deferred/No Diagnosis

DSM-IV Codes: 799.9-799.90, V71.09
Presenting Problems: 110, 130

Race

The Unknown category was utilized to group Clients who made no selection from the choices below indicating their race.

The following groupings are used for reporting race:

- White
- Black
- Native American
- Hispanic
- Asian
- Unknown

Various Categories:

In response to many special report requests in past years, the special reports table was generated to address the majority of those requests.

Description of the Data Book

This Data Book displays Counts of Admitted Clients Served by Funding Source for Sex, Age, Race, Presenting Problem/Diagnosis, County of Residence, and Other Indicators. It contains six tables presenting data for 1) Statewide Total, 2) Agency, 3) Agency Type, 4) Count of Residence, 5) Planning Area, and 6) Various Categories.

Admitted Clients Served by Funding Source

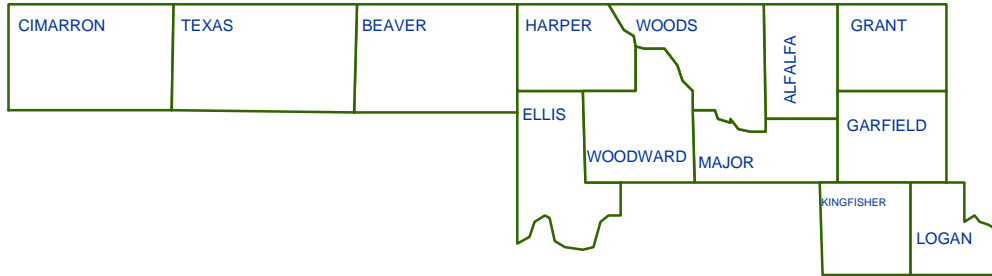
Admitted Clients Served are clients who have an admission transaction in the ICIS before or during the report year and had received a service during the report year. They are counted only once in the total for each level of aggregation or category in which they appear. This is called an unduplicated count. For example, a client may receive services at one hospital and then receive services at another hospital in the same year. This client would be counted twice (once at each hospital) in the agency report, but only once in the agency type and statewide tables. Because information such as age and sex should remain constant (except for data entry errors), counts for categories of these variables will sum to the total clients served on each table. Variables that might change from admission at one facility to admission at another or over time, (e.g., legal status, diagnosis, and target population) can be counted in more than one category and should not be summed.

This Data Book shows only clients who were admitted for services and excludes contacts. It enumerates admitted clients, but further limits the counts to specific subgroups of the client population. Each individual counted has received a service at some time during the year regardless of the year he/she was admitted. Clients are grouped by frequently referenced demographics: Sex, Age, Race, Presenting Problem/Diagnosis, County of Residence, and Other Indicators. A client may be in more than one of these groups, or a client's group may change during the year. As a result, the sum of target populations exceeds the total number served. However, for any given population, the age, race, and sex, which do not change (age is calculated as of a single point in time), are unduplicated counts and should equal the total.

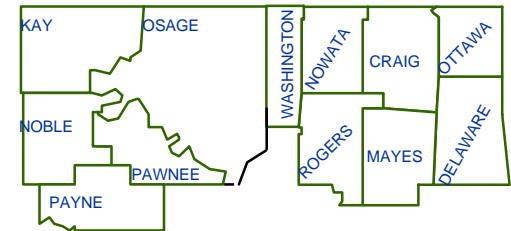
OKLAHOMA DEPARTMENT OF MENTAL HEALTH
AND SUBSTANCE ABUSE SERVICES

Planning Areas

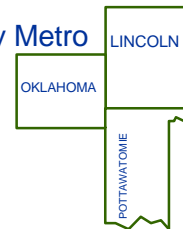
Northwest



Northeast



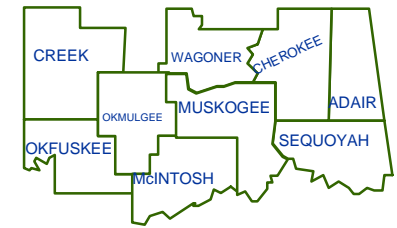
Oklahoma City Metro



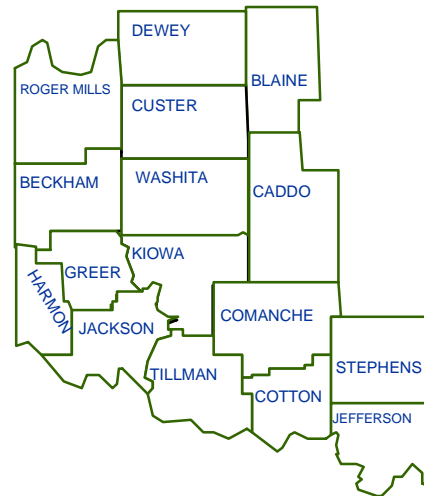
Tulsa Metro



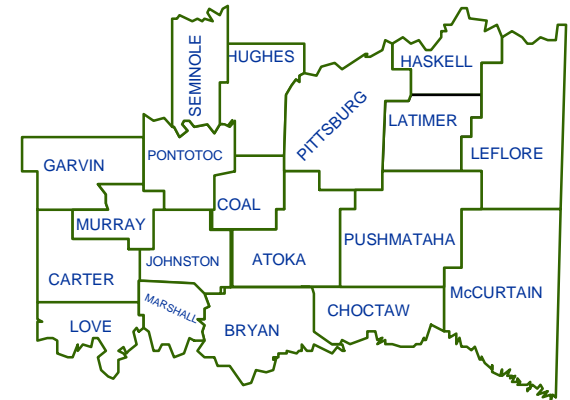
East Central



Central



Southwest



Southeast