

data

BOOK FOR FISCAL YEAR 1998

Admitted Clients Served
By Funding Source

Table 3. Counts of Admitted
Clients Served for each Agency
Type

DATA BOOK FOR FISCAL YEAR 1998

Published by

Oklahoma Department of Mental Health and Substance Abuse
Services

Prepared by

Ali Akour, Ph.D.

Data Analyst, Evaluation and Data Analysis Section
Decision Support Services

2002

Terry Cline, Ph.D., Commissioner
Steve Davis, Ph.D., Director of Decision Support Services
Mark Reynolds, Ed. D., Evaluation & Data Analysis Data Projects Manager

Public Domain Notice

The Data Book for Fiscal Year 1998 is in the public domain and may be reproduced or copied without permission from the Oklahoma Department of Mental Health and Substance Abuse Services. However, this publication may not be reproduced or distributed for a fee without the specific, written authorization of Oklahoma Department of Mental Health and Substance Abuse Services. Citation of the source is appreciated.

Electronic Access to Publication

This publication is available on the World Wide Web at:
<http://www.odmhsas.org/specialreports.htm>

How to Contact Us

**Oklahoma Department of Mental Health and Substance Abuse Services
Evaluation and Data Analysis Section**

P.O. Box 53277

Oklahoma City, OK 73152-3277

(405) 522-3813

Contents

Introduction

Admitted Clients Served by Funding Source

- Table 1. Counts of Admitted Clients Served for **Statewide Total**
- Table 2. Counts of Admitted Clients Served for each **Agency**
- Table 3. Counts of Admitted Clients Served for each **Agency Type**
- Table 4. Counts of Admitted Clients Served for each **County of Residence**
- Table 5. Counts of Admitted Clients Served for each **Planning Area**
- Table 6. Counts of Admitted Clients Served for **Various Categories**

Appendix

Definitions of Terms and Categorization Variables

Description of the Data Book

Map of Planning Areas

DATA BOOK FOR FISCAL YEAR 1998

Introduction

Prior to Fiscal Year 1999, any client seen at an Oklahoma Department of Mental Health and Substance Abuse Services (ODMHSAS) contracted facility was reported, regardless of who paid for the service. Starting with Fiscal Year 1999, only clients funded in full or in part by ODMHSAS were reported. Therefore, previous years' reported client counts will be larger than in following years.

During the Fiscal Year 1998, the State of Oklahoma expenditures on community mental health services, inpatient facilities, substance abuse services, domestic violence/sexual assault services, and departmental management amounted to approximately \$168 million dollars. An unduplicated total of approximately 84,853 recipients were served system-wide in FY 1998. The unduplicated total of 84,853 recipients consists of 61,690 recipients that were admitted and served and 23,163 recipients that were contacts. This Data Book report is generated to provide basic information about these recipients for policy makers, interest groups, and others working to improve the quality of life for those in need.

The Data Book report is produced by the Evaluation and Data Analysis Section of the Decision Support Services Division at the ODMHSAS. The report summarizes demographic information for clients served in agencies operated by or funded through ODMHSAS. To create the Data Book report, data are extracted from the ODMHSAS Integrated Client Information System (ICIS). ICIS contains demographic and service information about service recipients and agencies.

This Data Book report focuses on Admitted Clients Served by Funding Source. To meet the specific needs of a variety of entities, the information is divided into tables and each table presents a different view of the data. Definitions of terms and a map of planning areas are also provided.

Oklahoma Department of Mental Health and Substance Abuse Services

Counts of Admitted Clients Served by Funding Source for Each Agency Type During FY1998

HOSPITALS

	Total	Funding Source					
		Mental Health	Substance Abuse	Domestic Violence	Residential Care	Medicaid	Other
Total							
Unduplicated Count	3,123	3,123	0	0	0	0	0
Sex							
Female	1,155	1,155	0	0	0	0	0
Male	1,968	1,968	0	0	0	0	0
Age							
05-17	220	220	0	0	0	0	0
18-20	169	169	0	0	0	0	0
21-24	252	252	0	0	0	0	0
25-34	846	846	0	0	0	0	0
35-44	925	925	0	0	0	0	0
45-54	441	441	0	0	0	0	0
55-64	180	180	0	0	0	0	0
65-74	71	71	0	0	0	0	0
75-84	15	15	0	0	0	0	0
85+	4	4	0	0	0	0	0
Race							
White	2,318	2,318	0	0	0	0	0
Black	521	521	0	0	0	0	0
Native American	197	197	0	0	0	0	0
Hispanic	76	76	0	0	0	0	0
Asian	16	16	0	0	0	0	0
Presenting Problem/Diagnosis							
Alcohol Abuse	108	108	0	0	0	0	0
Developmental Disorder	81	81	0	0	0	0	0
Mood Disorder	1,133	1,133	0	0	0	0	0
Non Alcohol/Drug Related Or	41	41	0	0	0	0	0
Other Non-Psychotic	201	201	0	0	0	0	0
Other Psychotic	875	875	0	0	0	0	0
Personality Disorder	4	4	0	0	0	0	0
Schizophrenia	531	531	0	0	0	0	0
Social Conditions	32	32	0	0	0	0	0
Substance Related	137	137	0	0	0	0	0
Deferred/No Diagnosis	4	4	0	0	0	0	0
County of Residence							
Adair	5	5	0	0	0	0	0
Atoka	2	2	0	0	0	0	0
Beaver	1	1	0	0	0	0	0
Beckham	8	8	0	0	0	0	0
Blaine	1	1	0	0	0	0	0
Bryan	41	41	0	0	0	0	0
Caddo	11	11	0	0	0	0	0
Canadian	25	25	0	0	0	0	0
Carter	73	73	0	0	0	0	0
Cherokee	15	15	0	0	0	0	0
Choctaw	3	3	0	0	0	0	0
Cleveland	291	291	0	0	0	0	0
Coal	5	5	0	0	0	0	0
Comanche	15	15	0	0	0	0	0
Craig	79	79	0	0	0	0	0

Notes: The same client may be counted in more than one category, e.g., clients can receive services under more than one contract source, in more than one "County of Residence," or may have multiple "Other Indicators." Please see Definition page for other considerations.

Oklahoma Department of Mental Health and Substance Abuse Services

Counts of Admitted Clients Served by Funding Source for Each Agency Type During FY1998

HOSPITALS

	Total	Funding Source					Other
		Mental Health	Substance Abuse	Domestic Violence	Residential Care	Medicaid	
Creek	70	70	0	0	0	0	0
Custer	9	9	0	0	0	0	0
Delaware	32	32	0	0	0	0	0
Dewey	5	5	0	0	0	0	0
Ellis	1	1	0	0	0	0	0
Garfield	12	12	0	0	0	0	0
Garvin	41	41	0	0	0	0	0
Grady	42	42	0	0	0	0	0
Grant	2	2	0	0	0	0	0
Greer	7	7	0	0	0	0	0
Harmon	3	3	0	0	0	0	0
Haskell	7	7	0	0	0	0	0
Hughes	3	3	0	0	0	0	0
Jackson	10	10	0	0	0	0	0
Jefferson	2	2	0	0	0	0	0
Johnston	12	12	0	0	0	0	0
Kay	72	72	0	0	0	0	0
Kingfisher	2	2	0	0	0	0	0
Kiowa	4	4	0	0	0	0	0
Latimer	5	5	0	0	0	0	0
LeFlore	9	9	0	0	0	0	0
Lincoln	27	27	0	0	0	0	0
Logan	18	18	0	0	0	0	0
Love	6	6	0	0	0	0	0
Major	1	1	0	0	0	0	0
Marshall	9	9	0	0	0	0	0
Mayes	54	54	0	0	0	0	0
McClain	40	40	0	0	0	0	0
McCurtain	14	14	0	0	0	0	0
McIntosh	22	22	0	0	0	0	0
Murray	22	22	0	0	0	0	0
Muskogee	134	134	0	0	0	0	0
Noble	14	14	0	0	0	0	0
Nowata	7	7	0	0	0	0	0
Okfuskee	20	20	0	0	0	0	0
Oklahoma	682	682	0	0	0	0	0
Okmulgee	94	94	0	0	0	0	0
Osage	39	39	0	0	0	0	0
Ottawa	70	70	0	0	0	0	0
Pawnee	20	20	0	0	0	0	0
Payne	68	68	0	0	0	0	0
Pittsburgh	6	6	0	0	0	0	0
Pontotoc	45	45	0	0	0	0	0
Pottawatomie	67	67	0	0	0	0	0
Pushmataha	7	7	0	0	0	0	0
Roger Mills	1	1	0	0	0	0	0
Rogers	45	45	0	0	0	0	0
Seminole	29	29	0	0	0	0	0
Sequoyah	17	17	0	0	0	0	0
Stephens	6	6	0	0	0	0	0
Tillman	4	4	0	0	0	0	0
Tulsa	481	481	0	0	0	0	0
Wagoner	20	20	0	0	0	0	0

Notes: The same client may be counted in more than one category, e.g., clients can receive services under more than one contract source, in more than one "County of Residence," or may have multiple "Other Indicators." Please see Definition page for other considerations.

Oklahoma Department of Mental Health and Substance Abuse Services

Counts of Admitted Clients Served by Funding Source for Each Agency Type During FY1998

HOSPITALS

	Total	Funding Source					Other
		Mental Health	Substance Abuse	Domestic Violence	Residential Care	Medicaid	
Washington	51	51	0	0	0	0	0
Washita	3	3	0	0	0	0	0
Woods	1	1	0	0	0	0	0
Woodward	4	4	0	0	0	0	0
Out of State/Unknown	70	70	0	0	0	0	0
Other Indicators							
Deaf and Hearing Impaired	29	29	0	0	0	0	0
Dual Diagnosis	833	833	0	0	0	0	0
Homeless	315	315	0	0	0	0	0
SED (6-17)	207	207	0	0	0	0	0
SMI	2,501	2,501	0	0	0	0	0

Notes: The same client may be counted in more than one category, e.g., clients can receive services under more than one contract source, in more than one "County of Residence," or may have multiple "Other Indicators." Please see Definition page for other considerations.

Oklahoma Department of Mental Health and Substance Abuse Services

Counts of Admitted Clients Served by Funding Source for Each Agency Type During FY1998

COMMUNITY MENTAL HEALTH

	Total	Funding Source					
		Mental Health	Substance Abuse	Domestic Violence	Residential Care	Medicaid	Other
Total							
Unduplicated Count	39,941	30,841	4,649	0	33	12,055	10,844
Sex							
Female	21,288	16,528	1,601	0	13	7,359	5,741
Male	18,653	14,313	3,048	0	20	4,696	5,103
Age							
0-04	682	292	5	0	0	90	531
05-17	7,124	4,673	53	0	0	1,265	4,070
18-20	1,480	1,260	228	0	0	177	297
21-24	2,271	1,902	365	0	0	498	249
25-34	7,647	6,184	1,499	0	2	2,058	1,133
35-44	9,714	7,953	1,591	0	7	3,119	1,774
45-54	5,888	4,873	648	0	10	2,171	1,204
55-64	2,936	2,310	191	0	10	1,344	774
65-74	1,288	917	55	0	3	695	465
75-84	614	356	12	0	1	401	220
85+	297	121	2	0	0	237	127
Race							
White	31,299	24,758	3,532	0	20	9,159	8,080
Black	4,922	3,355	637	0	10	1,869	1,636
Native American	2,698	1,907	371	0	3	757	785
Hispanic	1,079	840	102	0	0	251	323
Asian	159	129	12	0	0	46	29
Presenting Problem/Diagnosis							
Alcohol Abuse	1,826	1,086	1,056	0	0	148	77
Developmental Disorder	3,052	1,931	20	0	0	607	1,775
Mood Disorder	16,360	13,660	1,495	0	6	4,675	3,524
Non Alcohol/Drug Related Or	599	412	15	0	1	323	158
Other Non-Psychotic	7,175	5,107	256	0	1	1,746	2,541
Other Psychotic	3,638	3,127	288	0	7	1,430	720
Personality Disorder	340	285	33	0	0	116	57
Schizophrenia	4,937	3,903	326	0	17	2,758	1,440
Social Conditions	1,481	1,130	57	0	0	251	475
Substance Related	1,758	1,077	1,045	0	1	116	113
Deferred/No Diagnosis	147	39	111	0	0	7	7
County of Residence							
Adair	207	190	60	0	0	94	40
Alfalfa	78	65	9	0	0	25	0
Atoka	126	118	4	0	0	18	13
Beaver	31	26	4	0	0	7	0
Beckham	468	426	15	0	0	133	2
Blaine	184	162	9	0	0	47	3
Bryan	625	449	34	0	0	215	267
Caddo	236	203	31	0	0	27	12
Canadian	847	720	21	0	0	194	142
Carter	668	544	77	0	0	190	236
Cherokee	473	428	67	0	0	165	151
Choctaw	192	185	5	0	0	89	6
Cimarron	25	24	2	0	0	6	0
Cleveland	1,884	1,618	54	0	0	629	882

Notes: The same client may be counted in more than one category, e.g., clients can receive services under more than one contract source, in more than one "County of Residence," or may have multiple "Other Indicators." Please see Definition page for other considerations.

Oklahoma Department of Mental Health and Substance Abuse Services

Counts of Admitted Clients Served by Funding Source for Each Agency Type During FY1998

COMMUNITY MENTAL HEALTH

	Funding Source						Total
	Mental Health	Substance Abuse	Domestic Violence	Residential Care	Medicaid	Other	
Coal	51	1	0	0	8	15	
Comanche	791	95	0	0	37	25	
Cotton	25	5	0	0	0	0	
Craig	260	5	0	0	205	211	
Creek	408	14	0	0	239	5	
Custer	433	17	0	0	134	7	
Delaware	218	3	0	0	86	201	
Dewey	56	2	0	0	13	2	
Ellis	45	1	0	0	12	1	
Garfield	726	43	0	0	171	337	
Garvin	462	33	0	0	137	265	
Grady	583	15	0	0	225	51	
Grant	44	3	0	0	32	12	
Greer	70	3	0	0	30	1	
Harmon	10	0	0	0	0	0	
Harper	37	1	0	0	27	1	
Haskell	150	0	0	0	33	1	
Hughes	158	10	0	0	58	2	
Jackson	140	3	0	0	3	0	
Jefferson	29	8	0	0	3	3	
Johnston	207	12	0	0	87	97	
Kay	756	157	0	0	228	628	
Kingfisher	132	6	0	0	24	39	
Kiowa	164	5	0	0	55	1	
Latimer	120	1	0	0	17	0	
LeFlore	404	3	0	0	35	2	
Lincoln	160	21	0	0	291	210	
Logan	210	15	0	0	62	70	
Love	108	12	0	0	27	70	
Major	109	3	0	0	27	2	
Marshall	157	23	0	0	57	48	
Mayes	232	3	0	0	119	124	
McClain	157	6	0	0	44	63	
McCurtain	357	3	0	0	152	0	
McIntosh	157	5	0	1	67	45	
Murray	187	24	0	0	66	78	
Muskogee	1,096	116	0	32	363	318	
Noble	100	5	0	0	37	68	
Nowata	76	1	0	0	36	33	
Okfuskee	192	5	0	0	197	3	
Oklahoma	5,825	1,769	0	0	2,826	3,194	
Okmulgee	318	6	0	0	429	3	
Osage	201	25	0	0	74	162	
Ottawa	228	1	0	0	103	190	
Pawnee	111	4	0	0	45	82	
Payne	490	41	0	0	161	409	
Pittsburgh	691	7	0	0	110	26	
Pontotoc	471	26	0	0	202	230	
Pottawatomie	327	25	0	0	269	393	
Pushmataha	130	4	0	0	39	3	
Roger Mills	27	2	0	0	1	0	
Rogers	307	8	0	0	107	139	
Seminole	440	44	0	0	408	233	

Notes: The same client may be counted in more than one category, e.g., clients can receive services under more than one contract source, in more than one "County of Residence," or may have multiple "Other Indicators." Please see Definition page for other considerations.

Oklahoma Department of Mental Health and Substance Abuse Services

Counts of Admitted Clients Served by Funding Source for Each Agency Type During FY1998

COMMUNITY MENTAL HEALTH

	Total	Funding Source					Other
		Mental Health	Substance Abuse	Domestic Violence	Residential Care	Medicaid	
Sequoyah	439	418	63	0	0	258	80
Stephens	257	228	75	0	0	9	9
Texas	235	226	9	0	0	68	1
Tillman	39	38	0	0	0	1	1
Tulsa	5,270	4,577	1,366	0	0	1,319	617
Wagoner	281	262	59	0	0	100	80
Washington	649	512	5	0	0	185	236
Washita	142	129	2	0	0	41	2
Woods	208	197	9	0	0	68	0
Woodward	471	444	25	0	0	152	0
Out of State/Unknown	141	112	29	0	0	5	8
Other Indicators							
Deaf and Hearing Impaired	288	192	30	0	0	133	87
Dual Diagnosis	4,335	3,648	1,287	0	3	1,322	787
Homeless	1,762	1,444	511	0	0	265	155
SED (6-17)	3,300	2,409	17	0	0	571	1,723
SMI	22,381	18,316	2,877	0	33	9,007	4,781

Notes: The same client may be counted in more than one category, e.g., clients can receive services under more than one contract source, in more than one "County of Residence," or may have multiple "Other Indicators." Please see Definition page for other considerations.

Oklahoma Department of Mental Health and Substance Abuse Services

Counts of Admitted Clients Served by Funding Source for Each Agency Type During FY1998

SUBSTANCE ABUSE

	Total	Funding Source					Other
		Mental Health	Substance Abuse	Domestic Violence	Residential Care	Medicaid	
Total							
Unduplicated Count	13,365	73	12,822	0	0	546	923
Sex							
Female	4,671	27	4,512	0	0	383	281
Male	8,694	46	8,310	0	0	163	642
Age							
0-04	298	0	292	0	0	73	0
05-17	1,597	0	1,488	0	0	208	88
18-20	880	2	865	0	0	14	38
21-24	1,173	3	1,148	0	0	34	68
25-34	3,820	17	3,683	0	0	122	288
35-44	4,003	33	3,819	0	0	83	325
45-54	1,279	13	1,225	0	0	10	95
55-64	253	3	243	0	0	1	17
65-74	49	2	46	0	0	1	4
75-84	13	0	13	0	0	0	0
Race							
White	9,486	61	9,093	0	0	400	659
Black	1,975	8	1,874	0	0	73	158
Native American	1,595	2	1,556	0	0	59	82
Hispanic	393	2	379	0	0	14	22
Asian	31	0	31	0	0	0	2
Presenting Problem/Diagnosis							
Alcohol Abuse	4,265	1	4,133	0	0	69	307
Developmental Disorder	85	0	60	0	0	63	12
Mood Disorder	136	29	104	0	0	5	6
Other Non-Psychotic	177	0	148	0	0	149	5
Other Psychotic	38	29	9	0	0	0	0
Personality Disorder	2	0	2	0	0	1	0
Schizophrenia	16	0	16	0	0	0	0
Social Conditions	984	0	958	0	0	58	20
Substance Related	7,636	4	7,379	0	0	181	572
Deferred/No Diagnosis	362	10	337	0	0	21	1
County of Residence							
Adair	32	0	32	0	0	1	1
Alfalfa	8	0	8	0	0	0	0
Atoka	150	0	141	0	0	30	4
Beaver	5	0	5	0	0	0	0
Beckham	116	0	116	0	0	3	1
Blaine	41	0	41	0	0	2	0
Bryan	136	0	136	0	0	0	8
Caddo	169	0	166	0	0	0	5
Canadian	119	0	118	0	0	3	1
Carter	59	0	59	0	0	7	1
Cherokee	55	0	55	0	0	2	2
Choctaw	151	0	150	0	0	8	9
Cimarron	3	0	3	0	0	0	0
Cleveland	904	0	785	0	0	19	168
Coal	133	0	114	0	0	43	20
Comanche	285	0	281	0	0	8	6

Notes: The same client may be counted in more than one category, e.g., clients can receive services under more than one contract source, in more than one "County of Residence," or may have multiple "Other Indicators." Please see Definition page for other considerations.

Oklahoma Department of Mental Health and Substance Abuse Services

Counts of Admitted Clients Served by Funding Source for Each Agency Type During FY1998

SUBSTANCE ABUSE

	Funding Source						Total
	Mental Health	Substance Abuse	Domestic Violence	Residential Care	Medicaid	Other	
Cotton	0	34	0	0	0	0	35
Craig	0	62	0	0	0	0	62
Creek	0	187	0	0	2	0	188
Custer	0	96	0	0	0	0	97
Delaware	0	124	0	0	0	0	125
Dewey	0	9	0	0	0	0	9
Ellis	0	4	0	0	0	0	4
Garfield	0	84	0	0	10	0	97
Garvin	0	43	0	0	3	0	45
Grady	0	178	0	0	0	0	179
Grant	0	2	0	0	0	0	2
Greer	0	26	0	0	2	0	28
Harmon	0	6	0	0	0	0	6
Harper	0	4	0	0	0	0	4
Haskell	0	21	0	0	0	0	22
Hughes	0	41	0	0	2	0	42
Jackson	0	126	0	0	3	0	128
Jefferson	0	13	0	0	2	0	13
Johnston	0	73	0	0	18	0	78
Kay	0	146	0	0	0	0	146
Kingfisher	0	11	0	0	0	0	12
Kiowa	0	42	0	0	0	0	42
Latimer	0	79	0	0	48	0	114
LeFlore	0	111	0	0	6	0	111
Lincoln	0	70	0	0	5	0	75
Logan	0	185	0	0	6	0	191
Love	0	9	0	0	0	0	9
Major	0	4	0	0	0	0	4
Marshall	0	9	0	0	0	0	9
Mayes	0	122	0	0	2	0	124
McClain	0	53	0	0	2	0	54
McCurtain	0	259	0	0	9	0	259
McIntosh	0	100	0	0	43	0	118
Murray	0	14	0	0	2	0	14
Muskogee	0	257	0	0	18	0	266
Noble	0	77	0	0	2	0	78
Nowata	0	54	0	0	1	0	56
Okfuskee	0	50	0	0	3	0	52
Oklahoma	2	2,515	0	0	47	0	2,544
Okmulgee	0	184	0	0	35	0	193
Osage	1	81	0	0	0	0	84
Ottawa	0	100	0	0	0	0	104
Pawnee	1	84	0	0	1	0	84
Payne	0	394	0	0	4	0	394
Pittsburgh	0	366	0	0	21	0	371
Pontotoc	1	146	0	0	21	0	152
Pottawatomie	0	332	0	0	19	0	350
Pushmataha	0	94	0	0	8	0	96
Roger Mills	0	15	0	0	0	0	15
Rogers	0	293	0	0	7	0	297
Seminole	0	113	0	0	7	0	118
Sequoyah	0	45	0	0	8	0	45
Stephens	0	137	0	0	0	0	139

Notes: The same client may be counted in more than one category, e.g., clients can receive services under more than one contract source, in more than one "County of Residence," or may have multiple "Other Indicators." Please see Definition page for other considerations.

Oklahoma Department of Mental Health and Substance Abuse Services

Counts of Admitted Clients Served by Funding Source for Each Agency Type During FY1998

SUBSTANCE ABUSE

	Total	Funding Source					Other
		Mental Health	Substance Abuse	Domestic Violence	Residential Care	Medicaid	
Texas	103	0	101	0	0	1	2
Tillman	30	0	30	0	0	0	3
Tulsa	2,791	68	2,590	0	0	31	353
Wagoner	108	0	104	0	0	14	8
Washington	309	0	307	0	0	4	6
Washita	35	0	35	0	0	0	3
Woods	15	0	15	0	0	0	0
Woodward	19	0	19	0	0	0	0
Out of State/Unknown	122	0	118	0	0	4	5
Other Indicators							
Deaf and Hearing Impaired	45	1	42	0	0	1	2
Dual Diagnosis	218	0	214	0	0	2	12
Homeless	1,189	4	1,172	0	0	3	45
SED (6-17)	80	0	65	0	0	0	16
SMI	2,310	70	2,186	0	0	79	146

Notes: The same client may be counted in more than one category, e.g., clients can receive services under more than one contract source, in more than one "County of Residence," or may have multiple "Other Indicators." Please see Definition page for other considerations.

Oklahoma Department of Mental Health and Substance Abuse Services

Counts of Admitted Clients Served by Funding Source for Each Agency Type During FY1998

DOMESTIC VIOLENCE AND SEXUAL ASSAULT

	Total	Funding Source					Other
		Mental Health	Substance Abuse	Domestic Violence	Residential Care	Medicaid	
Total							
Unduplicated Count	9,511	0	321	9,289	0	0	39
Sex							
Female	6,703	0	79	6,670	0	0	0
Male	2,808	0	242	2,619	0	0	39
Age							
0-04	1,356	0	3	1,356	0	0	0
05-17	1,913	0	1	1,913	0	0	0
18-20	489	0	10	486	0	0	1
21-24	838	0	23	815	0	0	8
25-34	2,416	0	130	2,325	0	0	17
35-44	1,809	0	110	1,738	0	0	7
45-54	537	0	39	508	0	0	3
55-64	118	0	3	114	0	0	2
65-74	27	0	2	26	0	0	1
75-84	5	0	0	5	0	0	0
85+	3	0	0	3	0	0	0
Race							
White	6,532	0	215	6,385	0	0	23
Black	1,319	0	49	1,283	0	0	9
Native American	1,085	0	41	1,057	0	0	6
Hispanic	551	0	16	540	0	0	1
Asian	64	0	0	64	0	0	0
Presenting Problem/Diagnosis							
Alcohol Abuse	47	0	36	23	0	0	1
Developmental Disorder	96	0	0	96	0	0	0
Mood Disorder	44	0	0	44	0	0	0
Other Psychotic	16	0	1	16	0	0	0
Social Conditions	8,850	0	256	8,678	0	0	38
Substance Related	50	0	28	24	0	0	0
Deferred/No Diagnosis	427	0	0	427	0	0	0
County of Residence							
Adair	76	0	0	76	0	0	0
Alfalfa	5	0	0	5	0	0	0
Atoka	17	0	0	17	0	0	0
Beaver	2	0	0	2	0	0	0
Beckham	58	0	0	58	0	0	0
Blaine	11	0	0	11	0	0	0
Bryan	198	0	0	198	0	0	0
Caddo	44	0	0	44	0	0	0
Canadian	186	0	0	186	0	0	0
Carter	137	0	0	137	0	0	0
Cherokee	167	0	0	167	0	0	0
Choctaw	76	0	0	76	0	0	0
Cimarron	1	0	0	1	0	0	0
Cleveland	265	0	0	265	0	0	0
Coal	13	0	0	13	0	0	0
Comanche	345	0	0	345	0	0	0
Cotton	11	0	0	11	0	0	0
Craig	22	0	0	22	0	0	0

Notes: The same client may be counted in more than one category, e.g., clients can receive services under more than one contract source, in more than one "County of Residence," or may have multiple "Other Indicators." Please see Definition page for other considerations.

Oklahoma Department of Mental Health and Substance Abuse Services

Counts of Admitted Clients Served by Funding Source for Each Agency Type During FY1998

DOMESTIC VIOLENCE AND SEXUAL ASSAULT

	Funding Source						
	Total	Mental Health	Substance Abuse	Domestic Violence	Residential Care	Medicaid	Other
Creek	78	0	7	70	0	0	2
Custer	131	0	0	131	0	0	0
Delaware	86	0	0	86	0	0	0
Dewey	9	0	0	9	0	0	0
Ellis	15	0	0	15	0	0	0
Garfield	370	0	0	370	0	0	0
Garvin	60	0	0	60	0	0	0
Grady	215	0	0	215	0	0	0
Grant	11	0	0	11	0	0	0
Greer	17	0	0	17	0	0	0
Harmon	10	0	0	10	0	0	0
Harper	1	0	0	1	0	0	0
Haskell	6	0	0	6	0	0	0
Hughes	17	0	1	16	0	0	0
Jackson	236	0	0	236	0	0	0
Jefferson	11	0	0	11	0	0	0
Johnston	11	0	0	11	0	0	0
Kay	183	0	0	183	0	0	0
Kingfisher	8	0	0	8	0	0	0
Kiowa	22	0	0	22	0	0	0
Latimer	4	0	0	4	0	0	0
LeFlore	153	0	0	153	0	0	0
Lincoln	22	0	0	22	0	0	0
Logan	26	0	0	26	0	0	0
Love	16	0	0	16	0	0	0
Major	6	0	0	6	0	0	0
Marshall	19	0	0	19	0	0	0
Mayes	39	0	1	38	0	0	1
McClain	15	0	0	15	0	0	0
McCurtain	296	0	0	296	0	0	0
McIntosh	21	0	0	21	0	0	0
Murray	14	0	0	14	0	0	0
Muskogee	162	0	1	162	0	0	0
Noble	54	0	0	54	0	0	0
Nowata	49	0	0	49	0	0	0
Okfuskee	16	0	0	16	0	0	0
Oklahoma	1,239	0	1	1,239	0	0	0
Okmulgee	30	0	9	23	0	0	3
Osage	52	0	5	49	0	0	0
Ottawa	106	0	0	106	0	0	0
Pawnee	32	0	3	30	0	0	0
Payne	415	0	0	415	0	0	0
Pittsburgh	23	0	0	23	0	0	0
Pontotoc	245	0	0	245	0	0	0
Pottawatomie	126	0	0	126	0	0	0
Pushmataha	47	0	0	47	0	0	0
Roger Mills	9	0	0	9	0	0	0
Rogers	170	0	4	167	0	0	0
Seminole	53	0	0	53	0	0	0
Sequoyah	30	0	0	30	0	0	0
Stephens	182	0	0	182	0	0	0
Texas	144	0	0	144	0	0	0
Tillman	26	0	1	25	0	0	0

Notes: The same client may be counted in more than one category, e.g., clients can receive services under more than one contract source, in more than one "County of Residence," or may have multiple "Other Indicators." Please see Definition page for other considerations.

Oklahoma Department of Mental Health and Substance Abuse Services

Counts of Admitted Clients Served by Funding Source for Each Agency Type During FY1998

DOMESTIC VIOLENCE AND SEXUAL ASSAULT

	Total	Funding Source					Other
		Mental Health	Substance Abuse	Domestic Violence	Residential Care	Medicaid	
Tulsa	1,506	0	279	1,316	0	0	32
Wagoner	66	0	5	61	0	0	1
Washington	568	0	1	568	0	0	0
Washita	43	0	2	43	0	0	0
Woods	7	0	0	7	0	0	0
Woodward	104	0	0	104	0	0	0
Out of State/Unknown	416	0	1	415	0	0	0
Other Indicators							
Deaf and Hearing Impaired	36	0	0	36	0	0	0
Homeless	2,329	0	15	2,325	0	0	0
SED (6-17)	7	0	0	7	0	0	0
SMI	916	0	41	887	0	0	3

Notes: The same client may be counted in more than one category, e.g., clients can receive services under more than one contract source, in more than one "County of Residence," or may have multiple "Other Indicators." Please see Definition page for other considerations.

Oklahoma Department of Mental Health and Substance Abuse Services

Counts of Admitted Clients Served by Funding Source for Each Agency Type During FY1998

RESIDENTIAL CARE

	Total	Funding Source					
		Mental Health	Substance Abuse	Domestic Violence	Residential Care	Medicaid	Other
Total							
Unduplicated Count	1,086	20	0	0	1,072	0	0
Sex							
Female	409	10	0	0	402	0	0
Male	677	10	0	0	670	0	0
Age							
18-20	13	0	0	0	13	0	0
21-24	33	1	0	0	32	0	0
25-34	151	2	0	0	149	0	0
35-44	309	11	0	0	303	0	0
45-54	262	5	0	0	257	0	0
55-64	194	0	0	0	194	0	0
65-74	92	1	0	0	92	0	0
75-84	32	0	0	0	32	0	0
Race							
White	820	16	0	0	808	0	0
Black	172	2	0	0	171	0	0
Native American	66	0	0	0	66	0	0
Hispanic	26	2	0	0	25	0	0
Asian	6	0	0	0	6	0	0
Presenting Problem/Diagnosis							
Alcohol Abuse	10	0	0	0	10	0	0
Developmental Disorder	219	5	0	0	215	0	0
Mood Disorder	222	0	0	0	222	0	0
Other Psychotic	372	1	0	0	372	0	0
Social Conditions	220	9	0	0	215	0	0
Substance Related	3	0	0	0	3	0	0
Deferred/No Diagnosis	72	5	0	0	67	0	0
County of Residence							
Adair	34	0	0	0	34	0	0
Alfalfa	3	0	0	0	3	0	0
Atoka	1	0	0	0	1	0	0
Canadian	24	0	0	0	24	0	0
Carter	1	0	0	0	1	0	0
Cherokee	108	0	0	0	108	0	0
Choctaw	2	0	0	0	2	0	0
Cimarron	1	0	0	0	1	0	0
Cleveland	62	0	0	0	62	0	0
Coal	1	0	0	0	1	0	0
Comanche	62	20	0	0	48	0	0
Craig	210	0	0	0	210	0	0
Creek	1	0	0	0	1	0	0
Custer	1	0	0	0	1	0	0
Delaware	13	0	0	0	13	0	0
Dewey	2	0	0	0	2	0	0
Garfield	1	0	0	0	1	0	0
Hughes	1	0	0	0	1	0	0
Jackson	2	0	0	0	2	0	0
Kingfisher	1	0	0	0	1	0	0
LeFlore	3	0	0	0	3	0	0

Notes: The same client may be counted in more than one category, e.g., clients can receive services under more than one contract source, in more than one "County of Residence," or may have multiple "Other Indicators." Please see Definition page for other considerations.

Oklahoma Department of Mental Health and Substance Abuse Services

Counts of Admitted Clients Served by Funding Source for Each Agency Type During FY1998

RESIDENTIAL CARE

	Total	Funding Source					Other
		Mental Health	Substance Abuse	Domestic Violence	Residential Care	Medicaid	
Lincoln	19	0	0	0	19	0	0
Major	1	0	0	0	1	0	0
Mayes	72	0	0	0	72	0	0
McCurtain	5	0	0	0	5	0	0
McIntosh	50	0	0	0	50	0	0
Murray	4	0	0	0	4	0	0
Muskogee	4	0	0	0	4	0	0
Noble	7	0	0	0	7	0	0
Okfuskee	114	0	0	0	114	0	0
Oklahoma	91	0	0	0	91	0	0
Okmulgee	23	0	0	0	23	0	0
Osage	4	0	0	0	4	0	0
Ottawa	2	0	0	0	2	0	0
Payne	1	0	0	0	1	0	0
Pittsburgh	29	0	0	0	29	0	0
Pontotoc	1	0	0	0	1	0	0
Pottawatomie	1	0	0	0	1	0	0
Rogers	53	0	0	0	53	0	0
Seminole	7	0	0	0	7	0	0
Sequoyah	17	0	0	0	17	0	0
Stephens	23	0	0	0	23	0	0
Tulsa	48	0	0	0	48	0	0
Wagoner	4	0	0	0	4	0	0
Washington	1	0	0	0	1	0	0
Woodward	4	0	0	0	4	0	0
Out of State/Unknown	2	0	0	0	2	0	0
Other Indicators							
Deaf and Hearing Impaired	5	0	0	0	5	0	0
Homeless	46	0	0	0	46	0	0
SMI	1,077	20	0	0	1,063	0	0

Notes: The same client may be counted in more than one category, e.g., clients can receive services under more than one contract source, in more than one "County of Residence," or may have multiple "Other Indicators." Please see Definition page for other considerations.

Oklahoma Department of Mental Health and Substance Abuse Services

Counts of Admitted Clients Served by Funding Source for Each Agency Type During FY1998

OTHER

	Total	Funding Source					
		Mental Health	Substance Abuse	Domestic Violence	Residential Care	Medicaid	Other
Total							
Unduplicated Count	852	428	393	43	16	0	3
Sex							
Female	333	208	108	27	11	0	2
Male	519	220	285	16	5	0	1
Age							
0-04	7	6	1	0	0	0	0
05-17	204	197	7	1	0	0	0
18-20	36	27	7	2	0	0	0
21-24	42	20	20	3	2	0	0
25-34	210	58	137	15	5	0	1
35-44	250	82	155	13	6	0	1
45-54	82	27	51	8	2	0	1
55-64	10	5	8	0	1	0	0
65-74	9	5	7	0	0	0	0
75-84	2	1	0	1	0	0	0
Race							
White	655	335	288	41	13	0	2
Black	64	17	47	1	0	0	1
Native American	98	56	43	1	1	0	0
Hispanic	30	17	13	0	1	0	0
Asian	5	3	2	0	1	0	0
Presenting Problem/Diagnosis							
Alcohol Abuse	50	3	50	0	0	0	1
Developmental Disorder	2	1	2	0	0	0	0
Mood Disorder	39	21	16	0	7	0	2
Other Non-Psychotic	22	9	16	0	0	0	0
Other Psychotic	24	19	1	0	9	0	0
Personality Disorder	8	4	8	0	0	0	0
Schizophrenia	3	2	1	0	0	0	0
Social Conditions	264	210	16	43	0	0	0
Substance Related	48	2	48	0	0	0	0
Deferred/No Diagnosis	392	157	235	0	0	0	0
County of Residence							
Adair	2	0	2	0	0	0	0
Cherokee	5	0	5	0	0	0	0
Cleveland	194	187	0	0	14	0	1
Craig	1	0	1	0	0	0	0
Creek	11	0	11	0	0	0	0
Delaware	3	0	3	0	0	0	0
Dewey	1	1	0	0	0	0	0
Grady	1	1	0	0	0	0	0
Haskell	3	0	3	0	0	0	0
Kay	1	0	0	1	0	0	0
LeFlore	3	0	3	0	0	0	0
Lincoln	1	0	0	1	0	0	0
Logan	1	1	0	0	0	0	0
Mayes	1	0	1	0	0	0	0
McClain	3	3	0	0	0	0	0
McIntosh	2	0	2	0	0	0	0

Notes: The same client may be counted in more than one category, e.g., clients can receive services under more than one contract source, in more than one "County of Residence," or may have multiple "Other Indicators." Please see Definition page for other considerations.

Oklahoma Department of Mental Health and Substance Abuse Services

Counts of Admitted Clients Served by Funding Source for Each Agency Type During FY1998

OTHER

	Total	Funding Source					Other
		Mental Health	Substance Abuse	Domestic Violence	Residential Care	Medicaid	
Muskogee	14	1	12	0	1	0	0
Okfuskee	1	0	1	0	0	0	0
Oklahoma	35	32	1	2	0	0	0
Okmulgee	2	0	2	0	0	0	0
Osage	76	19	68	0	0	0	2
Ottawa	1	0	1	0	0	0	0
Pawnee	36	16	29	0	0	0	0
Payne	43	0	4	39	0	0	0
Pittsburgh	3	1	2	0	0	0	0
Pontotoc	3	3	0	0	0	0	0
Pottawatomie	3	3	0	0	0	0	0
Rogers	9	0	9	0	0	0	0
Seminole	1	1	0	0	1	0	0
Sequoyah	160	155	5	0	0	0	0
Stephens	1	1	0	0	0	0	0
Tulsa	218	0	218	0	0	0	0
Wagoner	7	0	7	0	0	0	0
Washington	3	0	3	0	0	0	0
Out of State/Unknown	3	3	0	0	0	0	0
Other Indicators							
Deaf and Hearing Impaired	1	1	0	0	0	0	0
Dual Diagnosis	7	2	7	0	0	0	1
Homeless	14	3	10	0	2	0	0
SMI	122	52	65	1	15	0	3

Notes: The same client may be counted in more than one category, e.g., clients can receive services under more than one contract source, in more than one "County of Residence," or may have multiple "Other Indicators." Please see Definition page for other considerations.

Definitions of Terms and Categorization Variables

The following are definitions of terms and categorization variables used in this Data Book report.

Admitted Clients Served

Admitted Clients Served had an admission transaction in the ICIS before or during the report year and had received a service during the year. They are counted only once in the total for each level of aggregation. This is called an unduplicated count.

Age

Client age is computed using the client's age at the middle of the fiscal year.

Contacts

Individuals are counted as contacts when they call or visit an agency, but are not admitted.

Funding Source

Funding Source helps identify the payment source of services. Frequently, clients receive services under multiple funding sources. The funding source categories for this report were Mental Health, Substance Abuse, Domestic Violence, Residential Care, Medicaid, and Other.

ICIS

The Oklahoma Department of Mental Health and Substance Abuse Services maintains an agency-wide database, the Integrated Client Information System (ICIS), to which all Department-funded services and transactions are reported. The ICIS contains demographic and service information about clients and agencies.

List of Agencies by Type

The following is a list of agencies by type that provided data during the Fiscal Year 1998:

AGENCY TYPE**AGENCY NAME****Community Mental Health**

ASSOCIATED CENTERS FOR THERAPY, INC.
BILL WILLIS MENTAL HEALTH
CARL ALBERT CMHC
CENTRAL OKLAHOMA CMHC
CHISHOLM TRAIL COUNSELING SVC
COMMUNITY COUNSELING CENTER
CREEKS MENTAL HEALTH SERVICES
EDWIN FAIR CMHC
GRAND LAKE M.H.C.
GREEN COUNTRY BEHAVIORAL HEALTH SERVICES
HOPE COMMUNITY SERVICES, INC.
JIM TALIAFERRO CMHC
MENTAL HEALTH SERVICES OF SOUTHERN OKLAHOMA
NORTH CARE CENTER
OKLAHOMA COUNTY CRISIS INTERVENTION CENTER
PARKSIDE, INC.
RED ROCK BEHAVIORAL HEALTH SERVICES
RED ROCK WEST
WESTERN STATE PSYCHIATRIC CENTER
WHEATLAND MENTAL HEALTH CENTER, INC.

Domestic Violence and Sexual Assault

ACMI HOUSE INC
ACTION ASSOCIATES, INC.
CALL RAPE INC.
COMMUNITY CRISIS CENTER, INC.
CRISIS CONTROL CENTER
DOMESTIC VIOLENCE PROGRAM OF N. CENTRAL OK.
DOMESTIC VIOLENCE INTERVENTION SERVICES
FAMILY CRISIS & COUNSELING CENTER
FAMILY CRISIS CENTER, INC.
FAMILY RESOURCE CENTER
FAMILY SHELTER
HELP-IN-CRISIS, INC.
N.W. DOMESTIC CRISIS SERVICES
NEW DIRECTIONS, INC.
PROJECT SAFE, INC.
ROGERS COUNTYCOMMUNITY SERVICES
S.O.S. FOR FAMILIES
SAFE HAVEN
STEPHENS COUNTY VOLUNTEERS FOR CRISIS INTERVENTION
STILLWATER DOMESTIC VIOLENCE SERVICE INC.
TULSA SEXUAL ASSAULT NURSE EXAMINERS PROGRAM
WOMEN IN SAFE HOMES, INC.
WOMEN'S CRISIS SERVICES
WOMEN'S SERVICE & FAMILY RESOURCE CENTER
WOMENS RESOURCE CENTER

AGENCY TYPE	AGENCY NAME
Hospitals	YWCA CRISIS CENTER YWCA OF OKC CRISIS SERVICES EASTERN STATE HOSPITAL GRIFFIN MEMORIAL HOSPITAL OKLAHOMA YOUTH CENTER
Other Agencies	CENTER FOR CHILDREN & FAMILIES DIVORCE VISITATION ARBITRATION GREAT PLAINS IMPROVEMENT FND. HIV RESOURCE CONSORTIUM HOMINY HEALTH SRVCS CENTER INC. PEOPLE INCORPORATED PROJECT HEARTLAND TRANSITION HOUSE INC. TULSA METROPOLITAN MINISTRY
Residential Care	BOLEY RESIDENTIAL CARE HOME BOLEY RESIDENTIAL CARE HOME II CLETA'S COTTAGE COPP'S RESIDENTIAL CARE, INC. COUNTRY LANE RESIDENTIAL CARE HOME DON MENTZER FACILITY DOW RESIDENTIAL CARE HOME DUNCAN COMMUNITY RESIDENCE INC DYCO PROPERTIES, INC. EDNA LEE'S RESIDENTIAL CARE EL RENO RESIDENTIAL CARE ELM TREE HOUSE FAIR OAKS GOLDEN YEARS GREEN ACRES HAV-TAPINC DBA, THE HARBOR HIGH CEDAR RESIDENTIAL CARE LAKE FRANCIS RETIREMENT CENTER MILLER COZY HOME, INC. NORTH FORK RESIDENTIAL CARE PADEN RESIDENTIAL CARE RAMBLING ROSE RESIDENTIAL CARE SANTE FE RESIDENTIAL CARE SHERRYS OLD FASHIONED R & B SOUTHWEST RETIREMENT HOME, INC STEVENSON ASSISTANT LIVING HOME SUGAR MOUNTAIN RETREAT SUNNY ACRES BOARDING MANOR, INC. SUNNY ACRES RESIDENTIAL CARE

AGENCY TYPE**AGENCY NAME**

Substance Abuse

ADA AREA CHEMICAL DEPENDENCY CENTER, INC.
ALPHA II, INC.
BRIDGEWAY
CAA TURNING POINT
CARE FOR CHANGE, INC.
COMMUNITY ALCOHOLISM SERVICES
CROSSROADS COUNSELING
CROSSROADS INCORPORATED
DRUG RECOVERY, INC.
EAGLE RIDGE INSTITUTE
EDMOND FAMILY SERVICES, INC.
FIRST WINGS OF FREEDOM
GATEWAY TO PREVENTION/RECOVERY
HOUSE OF HOPE, INC.
INDIAN HEALTH CARE RESOURCE CENTER
KIAMICHI COUNCIL ON ALCOHOLISM
LASTSTOP
LEFLORE COUNTY YOUTH & FAMILY SERVICES, INC.
LIFE IMPROVEMENT CENTER
LOGAN COUNTY YOUTH AND FAMILY SERVICES INC.
METRO TULSA SUBSTANCE ABUSE SERVICES
MONARCH, INC.
MOORE ALCOHOL AND DRUG CENTER
MUSKOGEE COUNTYCOUNCIL YTH SV
MUSKOGEE INTERVENTION PROGRAM
N.E. OK COUNCIL ON ALCOHOLISM
NAIC CENTER OF OKLAHOMA ALCOHOL & DRUG SERVICES, INC.
NATIVE AMERICAN CENTER OF RECOVERY
NEW HOPE OF MANGUM
NORMAN ALCOHOL AND DRUG TREATMENT CENTER
NW SUBSTANCE TREATMENT CENTER
OPPORTUNITIES, INC.
PALMER DRUG ABUSE PROGRAM INC.
PAYNE COUNTYCOUNSELING SVC, INC.
ROADBACK, INC.
ROGERS COUNTY DRUG ABUSE PROGRAM, INC.
S.W. YOUTH & FAMILY SERVICES
SECOND CHANCE CDU
SOAARR, INC.
STARTING POINT II, INC.
STREET SCHOOL, INC.
THE NEXT STEP NETWORK, INC.
THE OAKS BEHAVIORAL HEALTH CENTER
THE REFERRAL CENTER
TOTAL LIFE COUNSELING
TRI-CITY SUBSTANCE ABUSE CENTER

AGENCY TYPE

AGENCY NAME

TRI-CITY YOUTH & FAMILY CENTER
TURNING POINT
TWELVE & TWELVE, INC.
VINITA ALCOHOL AND DRUG TREATMENT CENTER

ODMHSAS

Refers to the Oklahoma Department of Mental Health and Substance Abuse Services.

Other Indicators

There are several groups of clients that are of special interest because they have special treatment needs, state or federal requirements regarding their placement or the services they receive, or because they are part of a priority population. The definitions of these groups and criteria for their selection are provided below:

- Deaf and Hearing Impaired
Clients who are deaf, hard of hearing, or indicated the need for an interpreter for the deaf were grouped to form the Deaf and Hearing Impaired category.
- Homeless
A homeless person under ICIS criteria is a person who: (a) lacks a fixed, regular and adequate night time residence AND (b) has a primary night time residence that is a supervised publicly or privately operated shelter designed to provide temporary living accommodations including welfare hotels, congregate shelters, halfway houses, and transitional housing for the mentally ill; or an institution that provides a temporary residence for individuals intended to be institutionalized; or a public or private place not designed for, or ordinarily used as, a regular sleeping accommodation for human beings, not limited to people living on the streets. Individuals are considered homeless if they have lost their permanent residence, and are temporarily living in a shelter to avoid being on the street. Prisoners being released or in the custody of a correctional facility are not considered homeless at the time of admission for treatment. The definition also excludes persons in a hospital, residential care facility, commercial hotel/motel, supervised apartment, or living with parent/other relative (even if only temporarily). The definition does include domestic violence and sexual assault shelters, as the persons have fled a residence that is not adequate (i.e., not safe).

- Legal Status

Legal Status has three categories; Voluntary, Civil Involuntary, and Criminal Involuntary. The categories of legal status (with ICIS codes) are as follows:

Voluntary. These clients enter treatment voluntarily and are coded Voluntary Admission (01), Court Voluntary (02), Informal Admission (16), or Other (18).

Civil Involuntary. These clients are required by the court system to receive services, even though they may be reluctant. They are coded Court Commitment (03), Order of Detention (06), Juvenile Court Order (07), Transfer – Other Legal Entity (08), Court Ordered Juveniles in Need of Treatment, DHS given custody (10), Court Ordered Juveniles in Need of Treatment Parental Custody Retained (11), Emergency Detention (12), Continued Court Detention (13), 28-Day Court Commitment (14), or Protective Custody (17).

Criminal Involuntary. These clients are required to receive services because they have been accused of or have committed a crime. Codes include the following; Incompetent to Stand Trial (04), Not Guilty by Reason of Insanity (05), Court Order for Observation and Evaluation (09), Court Referred DUI Clients (15), Criminal Hold (20), or Court Commit with Hold (21).

- Adults with Serious Mental Illness (SMI)

SMI denotes clients who have been identified **at any time** as having a serious mental illness using the formal ODMHSAS definition. According to this definition, an Adult with a Serious Mental Illness must be an individual 18 years of age or older.

- Children with a Serious Emotional Disturbance (SED)

SED refers to children who meet departmental criteria for having a Serious Emotional Disturbance.

- Any Alcohol/Drug Problem

A substance abuse client is one who has one or more DSM-IV Axis I primary, secondary or tertiary diagnoses from categories 1.a. or 1.b. (in the Dual Diagnosis definition below) or one or more ICIS Substance Abuse Related Problems (710-731, 741-743). Clients identified only as co-dependents are not identified as substance abusers.

- Dual Diagnosis Client

A dual diagnosis client is one who meets the criteria for having a substance abuse diagnosis from categories 1.a. or 1.b. below and meets the criteria for a mental illness based on one or more DSM-IV Axis II primary, secondary, or tertiary diagnoses from categories 2.a. through 2.e. below.

- 1.a. Psychoactive Substance Induced Organic Disorders: 291.0-291.8, 292.0-292.83, 292.89-282.99
- b. Psychoactive Substance Use Disorders: 303.0-305.99.
- 2.a. Schizophrenia: 295.10, 295.20, 295.30, 295.40, 295.60, 295.70, 295.90
- b. Delusional (Paranoid) Disorder: 297.1
- c. Other Psychotic Disorders: 295.40, 295.70, 297.3, 298.8, 298.9, 297.1, 297.3
- d. Mood Disorders: 296.20-296.7
- e. Borderline Personality Disorder: 301.83

Presenting Problem/Diagnosis

Categories for this variable are based on the DSM-IV primary diagnosis or primary presenting problem. If the admitting agency has clinicians qualified to make a diagnosis, the diagnosis is used, otherwise, a presenting problem is used to define a client's category.

Categories	Codes
Developmental Disorders	
DSM-IV Codes:	302.5-302.69, 302.85, 307-307.39, 307.5-307.99, 309.21, 312-312.29, 312.9-313.21, 313.81-313.89, 314-314.99, 315-319.99, 299-299.99
Presenting Problems:	210, 240

Categories**Codes**

Non Alcohol/Drug Related Organic

DSM-IV Codes: 290-290.99, 293-293.83, 294-294.80, 310-310.10

Alcohol Abuse

DSM-IV Codes: 291-291.99, 293.9, 303-303.99, 305-305.02
Presenting Problems: 741, 710, 711

Other Substance Abuse

DSM-IV Codes: 305.1-305.99, 292-292.99, 304-304.99
Presenting Problems: 742, 743, 744, 720-731

Schizophrenia

DSM-IV Codes: 295 (excluding 295.4, 295.7)

Other Psychotic

DSM-IV Codes: 297-298.9, 295.40, 294.9, 295.70
Presenting Problems: 510-530, 650

Mood Disorders

DSM-IV Codes: 296-296.99, 301.13, 300.4-300.49, 293.89, 311-311.99
Presenting Problems: 500-503

Other Non-Psychotic

DSM-IV Codes: 300-300.39, 300.6-300.99, 302-302.49, 302.7-302.84, 302.89-302.99, 307-4-307.49, 307.8, 312.8, 308.3-309.19, 309.23-309.99, 312.3, 316-316.99, 780.50

Personality Disorders

DSM-IV Codes: 301-301.9

Social Conditions

DSM-IV Codes: V40.00-V40.60, V61-V71.02, 955.5-995.81
Presenting Problems: 740, 450, 620-632, 311-420

Deferred/No Diagnosis

DSM-IV Codes: 799.9-799.90, V71.09
Presenting Problems: 110, 130

Race

The Unknown category was utilized to group Clients who made no selection from the choices below indicating their race.

The following groupings are used for reporting race:

- White
- Black
- Native American
- Hispanic
- Asian
- Unknown

Various Categories:

In response to many special report requests in past years, the special reports table was generated to address the majority of those requests.

Description of the Data Book

This Data Book displays Counts of Admitted Clients Served by Funding Source for Sex, Age, Race, Presenting Problem/Diagnosis, County of Residence, and Other Indicators. It contains six tables presenting data for 1) Statewide Total, 2) Agency, 3) Agency Type, 4) Count of Residence, 5) Planning Area, and 6) Various Categories.

Admitted Clients Served by Funding Source

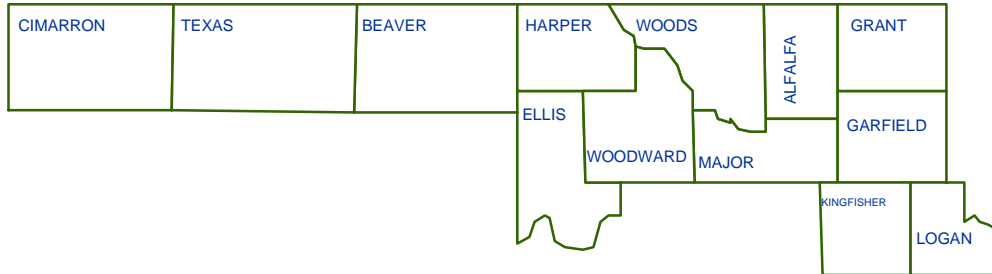
Admitted Clients Served are clients who have an admission transaction in the ICIS before or during the report year and had received a service during the report year. They are counted only once in the total for each level of aggregation or category in which they appear. This is called an unduplicated count. For example, a client may receive services at one hospital and then receive services at another hospital in the same year. This client would be counted twice (once at each hospital) in the agency report, but only once in the agency type and statewide tables. Because information such as age and sex should remain constant (except for data entry errors), counts for categories of these variables will sum to the total clients served on each table. Variables that might change from admission at one facility to admission at another or over time, (e.g., legal status, diagnosis, and target population) can be counted in more than one category and should not be summed.

This Data Book shows only clients who were admitted for services and excludes contacts. It enumerates admitted clients, but further limits the counts to specific subgroups of the client population. Each individual counted has received a service at some time during the year regardless of the year he/she was admitted. Clients are grouped by frequently referenced demographics: Sex, Age, Race, Presenting Problem/Diagnosis, County of Residence, and Other Indicators. A client may be in more than one of these groups, or a client's group may change during the year. As a result, the sum of target populations exceeds the total number served. However, for any given population, the age, race, and sex, which do not change (age is calculated as of a single point in time), are unduplicated counts and should equal the total.

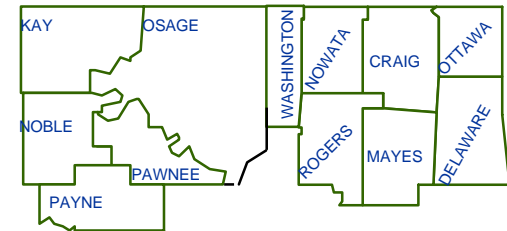
OKLAHOMA DEPARTMENT OF MENTAL HEALTH
AND SUBSTANCE ABUSE SERVICES

Planning Areas

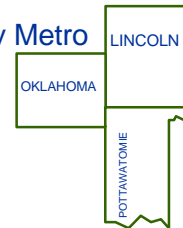
Northwest



Northeast



Oklahoma City Metro



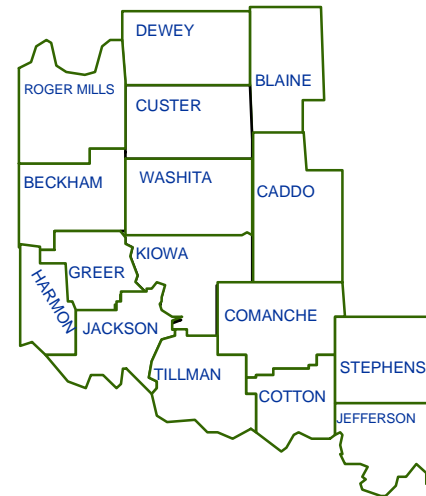
Tulsa Metro



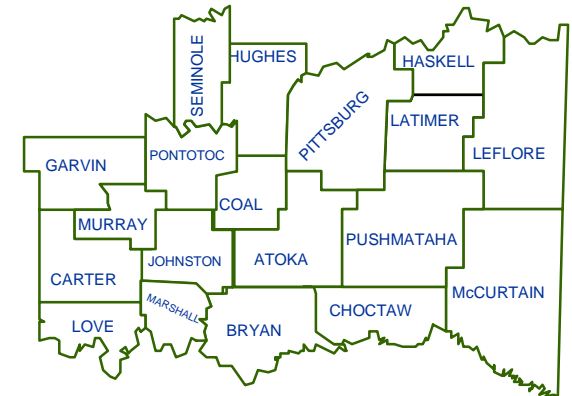
East Central



Central



Southwest



Southeast