

# *data*

BOOK FOR FISCAL YEAR 1999

Admitted Clients Served  
By Funding Source

Table 3. Counts of Admitted  
Clients Served for each Agency  
Type

# DATA BOOK FOR FISCAL YEAR 1999

Published by

Oklahoma Department of Mental Health and Substance Abuse  
Services

Prepared by

**Ali Akour, Ph.D.**

Data Analyst, Evaluation and Data Analysis Section  
Decision Support Services

2002

---

**Terry Cline, Ph.D., Commissioner**  
**Steve Davis, Ph.D., Director of Decision Support Services**  
**Mark Reynolds, Ed. D., Evaluation & Data Analysis Data Projects Manager**

## Public Domain Notice

The Data Book for Fiscal Year 1999 is in the public domain and may be reproduced or copied without permission from the Oklahoma Department of Mental Health and Substance Abuse Services. However, this publication may not be reproduced or distributed for a fee without the specific, written authorization of Oklahoma Department of Mental Health and Substance Abuse Services. Citation of the source is appreciated.

## Electronic Access to Publication

This publication is available on the World Wide Web at:  
<http://www.odmhsas.org/specialreports.htm>

## How to Contact Us

**Oklahoma Department of Mental Health and Substance Abuse Services  
Evaluation and Data Analysis Section**

P.O. Box 53277  
Oklahoma City, OK 73152-3277  
(405) 522-3813

# Contents

---

## Introduction

### Admitted Clients Served by Funding Source

- Table 1. Counts of Admitted Clients Served for **Statewide Total**
- Table 2. Counts of Admitted Clients Served for each **Agency**
- Table 3. Counts of Admitted Clients Served for each **Agency Type**
- Table 4. Counts of Admitted Clients Served for each **County of Residence**
- Table 5. Counts of Admitted Clients Served for each **Planning Area**
- Table 6. Counts of Admitted Clients Served for **Various Categories**

## Appendix

**Definitions of Terms and Categorization Variables**

**Description of the Data Book**

**Map of Planning Areas**

# **DATA BOOK FOR FISCAL YEAR 1999**

## **Introduction**

---

Prior to Fiscal Year 1999, any client seen at an Oklahoma Department of Mental Health and Substance Abuse Services (ODMHSAS) contracted facility was reported, regardless of who paid for the service. Starting with Fiscal Year 1999, only clients funded in full or in part by ODMHSAS were reported. Therefore, previous years' reported client counts will be larger than in following years.

During the Fiscal Year 1999, the State of Oklahoma expenditures on community mental health services, inpatient facilities, substance abuse services, domestic violence/sexual assault services, and departmental management amounted to approximately \$168 million dollars. An unduplicated total of approximately 80,658 recipients were served system-wide in FY 1999. The unduplicated total of 80,658 recipients consists of 57,485 recipients that were admitted and served and 23,173 recipients that were contacts. This Data Book report is generated to provide basic information about these recipients for policy makers, interest groups, and others working to improve the quality of life for those in need.

The Data Book report is produced by the Evaluation and Data Analysis Section of the Decision Support Services Division at the ODMHSAS. The report summarizes demographic information for clients served in agencies operated by or funded through ODMHSAS. To create the Data Book report, data are extracted from the ODMHSAS Integrated Client Information System (ICIS). ICIS contains demographic and service information about service recipients and agencies.

This Data Book report focuses on Admitted Clients Served by Funding Source. To meet the specific needs of a variety of entities, the information is divided into tables and each table presents a different view of the data. Definitions of terms and a map of planning areas are also provided.

## Oklahoma Department of Mental Health and Substance Abuse Services

## Counts of Admitted Clients Served by Funding Source for Each Agency Type During FY1999

## HOSPITALS

	Total	Funding Source					Medicaid	Other
		Mental Health	Substance Abuse	Domestic Violence	Residential Care			
<b>Total</b>								
Unduplicated Count	2,576	2,576	0	0	0	0	0	
<b>Sex</b>								
Female	913	913	0	0	0	0	0	
Male	1,663	1,663	0	0	0	0	0	
<b>Age</b>								
05-17	169	169	0	0	0	0	0	
18-20	144	144	0	0	0	0	0	
21-24	217	217	0	0	0	0	0	
25-34	666	666	0	0	0	0	0	
35-44	800	800	0	0	0	0	0	
45-54	407	407	0	0	0	0	0	
55-64	128	128	0	0	0	0	0	
65-74	39	39	0	0	0	0	0	
75-84	5	5	0	0	0	0	0	
85+	1	1	0	0	0	0	0	
<b>Race</b>								
White	1,917	1,917	0	0	0	0	0	
Black	438	438	0	0	0	0	0	
Native American	166	166	0	0	0	0	0	
Hispanic	41	41	0	0	0	0	0	
Asian	17	17	0	0	0	0	0	
<b>Presenting Problem/Diagnosis</b>								
Alcohol Abuse	93	93	0	0	0	0	0	
Developmental Disorder	56	56	0	0	0	0	0	
Mood Disorder	936	936	0	0	0	0	0	
Non Alcohol/Drug Related Or	20	20	0	0	0	0	0	
Other Non-Psychotic	223	223	0	0	0	0	0	
Other Psychotic	694	694	0	0	0	0	0	
Personality Disorder	2	2	0	0	0	0	0	
Schizophrenia	451	451	0	0	0	0	0	
Social Conditions	17	17	0	0	0	0	0	
Substance Related	100	100	0	0	0	0	0	
Deferred/No Diagnosis	2	2	0	0	0	0	0	
<b>County of Residence</b>								
Adair	6	6	0	0	0	0	0	
Atoka	7	7	0	0	0	0	0	
Beaver	1	1	0	0	0	0	0	
Beckham	13	13	0	0	0	0	0	
Blaine	2	2	0	0	0	0	0	
Bryan	30	30	0	0	0	0	0	
Caddo	12	12	0	0	0	0	0	
Canadian	18	18	0	0	0	0	0	
Carter	39	39	0	0	0	0	0	
Cherokee	5	5	0	0	0	0	0	
Choctaw	7	7	0	0	0	0	0	
Cleveland	221	221	0	0	0	0	0	
Coal	2	2	0	0	0	0	0	
Comanche	11	11	0	0	0	0	0	
Cotton	1	1	0	0	0	0	0	

Notes: The same client may be counted in more than one category, e.g., clients can receive services under more than one contract source, in more than one "County of Residence," or may have multiple "Other Indicators." Please see Definition page for other considerations.

## Oklahoma Department of Mental Health and Substance Abuse Services

## Counts of Admitted Clients Served by Funding Source for Each Agency Type During FY1999

## HOSPITALS

	Total	Funding Source					Other
		Mental Health	Substance Abuse	Domestic Violence	Residential Care	Medicaid	
Craig	71	71	0	0	0	0	0
Creek	83	83	0	0	0	0	0
Custer	6	6	0	0	0	0	0
Delaware	27	27	0	0	0	0	0
Dewey	1	1	0	0	0	0	0
Ellis	1	1	0	0	0	0	0
Garfield	10	10	0	0	0	0	0
Garvin	28	28	0	0	0	0	0
Grady	24	24	0	0	0	0	0
Grant	2	2	0	0	0	0	0
Greer	2	2	0	0	0	0	0
Haskell	5	5	0	0	0	0	0
Hughes	1	1	0	0	0	0	0
Jackson	7	7	0	0	0	0	0
Jefferson	5	5	0	0	0	0	0
Johnston	13	13	0	0	0	0	0
Kay	64	64	0	0	0	0	0
Kingfisher	3	3	0	0	0	0	0
Kiowa	3	3	0	0	0	0	0
Latimer	4	4	0	0	0	0	0
LeFlore	11	11	0	0	0	0	0
Lincoln	14	14	0	0	0	0	0
Logan	16	16	0	0	0	0	0
Love	6	6	0	0	0	0	0
Major	1	1	0	0	0	0	0
Marshall	5	5	0	0	0	0	0
Mayes	49	49	0	0	0	0	0
McClain	34	34	0	0	0	0	0
McCurtain	11	11	0	0	0	0	0
McIntosh	14	14	0	0	0	0	0
Murray	10	10	0	0	0	0	0
Muskogee	101	101	0	0	0	0	0
Noble	14	14	0	0	0	0	0
Nowata	11	11	0	0	0	0	0
Okfuskee	15	15	0	0	0	0	0
Oklahoma	410	410	0	0	0	0	0
Okmulgee	89	89	0	0	0	0	0
Osage	32	32	0	0	0	0	0
Ottawa	84	84	0	0	0	0	0
Pawnee	18	18	0	0	0	0	0
Payne	109	109	0	0	0	0	0
Pittsburgh	3	3	0	0	0	0	0
Pontotoc	15	15	0	0	0	0	0
Pottawatomie	50	50	0	0	0	0	0
Pushmataha	5	5	0	0	0	0	0
Roger Mills	1	1	0	0	0	0	0
Rogers	56	56	0	0	0	0	0
Seminole	30	30	0	0	0	0	0
Sequoyah	8	8	0	0	0	0	0
Stephens	10	10	0	0	0	0	0
Texas	1	1	0	0	0	0	0
Tillman	2	2	0	0	0	0	0
Tulsa	483	483	0	0	0	0	0

Notes: The same client may be counted in more than one category, e.g., clients can receive services under more than one contract source, in more than one "County of Residence," or may have multiple "Other Indicators." Please see Definition page for other considerations.

## Oklahoma Department of Mental Health and Substance Abuse Services

## Counts of Admitted Clients Served by Funding Source for Each Agency Type During FY1999

## HOSPITALS

	Total	Funding Source					Other
		Mental Health	Substance Abuse	Domestic Violence	Residential Care	Medicaid	
Wagoner	19	19	0	0	0	0	0
Washington	58	58	0	0	0	0	0
Woodward	7	7	0	0	0	0	0
Out of State/Unknown	55	55	0	0	0	0	0
<b>Other Indicators</b>							
Deaf and Hearing Impaired	22	22	0	0	0	0	0
Dual Diagnosis	701	701	0	0	0	0	0
Homeless	233	233	0	0	0	0	0
SED (6-17)	166	166	0	0	0	0	0
SMI	2,058	2,058	0	0	0	0	0

Notes: The same client may be counted in more than one category, e.g., clients can receive services under more than one contract source, in more than one "County of Residence," or may have multiple "Other Indicators." Please see Definition page for other considerations.



## Oklahoma Department of Mental Health and Substance Abuse Services

## Counts of Admitted Clients Served by Funding Source for Each Agency Type During FY1999

## COMMUNITY MENTAL HEALTH

	Total	Funding Source					
		Mental Health	Substance Abuse	Domestic Violence	Residential Care	Medicaid	Other
<b>Total</b>							
Unduplicated Count	35,364	26,410	3,795	0	34	11,025	10,400
<b>Sex</b>							
Female	19,088	14,412	1,352	0	13	6,882	5,261
Male	16,276	11,998	2,443	0	21	4,143	5,139
<b>Age</b>							
0-04	485	221	0	0	0	34	392
05-17	5,834	3,509	15	0	0	850	3,865
18-20	1,331	1,147	189	0	0	188	284
21-24	1,964	1,634	316	0	0	448	239
25-34	6,484	5,191	1,107	0	4	1,906	990
35-44	8,843	7,001	1,401	0	7	2,961	1,751
45-54	5,738	4,544	618	0	11	2,142	1,374
55-64	2,786	2,078	122	0	7	1,305	798
65-74	1,121	740	22	0	4	618	439
75-84	527	261	3	0	1	369	195
85+	251	84	2	0	0	204	73
<b>Race</b>							
White	27,711	21,222	2,840	0	26	8,499	8,006
Black	4,348	2,796	542	0	6	1,661	1,313
Native American	2,310	1,615	313	0	2	622	747
Hispanic	1,012	763	96	0	0	229	302
Asian	162	125	9	0	0	50	41
<b>Presenting Problem/Diagnosis</b>							
Alcohol Abuse	1,386	845	754	0	0	128	91
Developmental Disorder	2,631	1,548	3	0	0	442	1,745
Mood Disorder	14,903	12,049	1,385	0	6	4,362	3,521
Non Alcohol/Drug Related Or	470	322	13	0	1	265	86
Other Non-Psychotic	6,025	4,206	207	0	2	1,529	2,203
Other Psychotic	3,404	2,732	286	0	8	1,412	816
Personality Disorder	273	219	30	0	0	107	51
Schizophrenia	4,626	3,376	312	0	15	2,579	1,407
Social Conditions	1,110	805	29	0	2	172	379
Substance Related	1,432	875	789	0	0	145	129
Deferred/No Diagnosis	40	23	14	0	0	5	4
<b>County of Residence</b>							
Adair	171	157	35	0	0	78	70
Alfalfa	71	64	0	0	0	25	2
Atoka	124	124	1	0	0	16	1
Beaver	35	34	4	0	0	10	0
Beckham	429	387	5	0	0	150	37
Blaine	218	188	15	0	0	73	10
Bryan	714	622	35	0	0	186	343
Caddo	203	173	21	0	0	24	8
Canadian	616	505	29	0	0	166	4
Carter	655	594	63	0	0	179	255
Cherokee	402	325	59	0	0	132	236
Choctaw	215	210	6	0	0	81	4
Cimarron	21	21	0	0	0	7	0
Cleveland	1,541	1,013	26	0	0	580	905

Notes: The same client may be counted in more than one category, e.g., clients can receive services under more than one contract source, in more than one "County of Residence," or may have multiple "Other Indicators." Please see Definition page for other considerations.

## Oklahoma Department of Mental Health and Substance Abuse Services

## Counts of Admitted Clients Served by Funding Source for Each Agency Type During FY1999

## COMMUNITY MENTAL HEALTH

	Funding Source						
	Total	Mental Health	Substance Abuse	Domestic Violence	Residential Care	Medicaid	Other
Coal	63	61	0	0	0	10	13
Comanche	896	819	112	0	0	13	3
Cotton	38	36	6	0	0	0	0
Craig	405	212	1	0	0	196	210
Creek	530	395	15	0	0	231	224
Custer	442	394	32	0	0	150	46
Delaware	348	152	1	0	0	86	217
Dewey	56	51	3	0	0	15	4
Ellis	53	51	3	0	0	15	0
Garfield	821	715	37	0	0	146	324
Garvin	517	480	29	0	0	135	227
Grady	587	490	4	0	0	243	6
Grant	49	32	1	0	0	22	14
Greer	55	49	1	0	0	21	6
Harmon	16	16	0	0	0	0	0
Harper	48	34	2	0	0	28	1
Haskell	189	188	0	0	0	3	0
Hughes	136	127	8	0	0	30	4
Jackson	168	165	4	0	0	2	1
Jefferson	32	30	5	0	0	3	3
Johnston	247	207	8	0	0	85	98
Kay	902	546	136	0	0	203	519
Kingfisher	141	126	3	0	0	23	41
Kiowa	165	152	1	0	0	65	27
Latimer	111	110	0	0	0	14	0
LeFlore	378	378	2	0	0	4	1
Lincoln	346	159	23	0	0	242	121
Logan	221	183	17	0	0	65	90
Love	122	101	7	0	0	18	68
Major	123	114	3	0	0	40	0
Marshall	218	189	12	0	0	75	71
Mayes	323	160	2	0	0	124	135
McClain	139	81	2	0	0	51	62
McCurtain	299	296	3	0	0	114	0
McIntosh	154	107	0	0	1	63	0
Murray	254	231	19	0	0	79	93
Muskogee	914	658	61	0	33	308	8
Noble	100	65	7	0	0	30	58
Nowata	71	48	0	0	0	24	22
Okfuskee	240	137	3	0	0	155	90
Oklahoma	7,889	4,628	1,173	0	0	2,466	3,220
Okmulgee	570	311	5	0	0	347	283
Osage	158	115	17	0	0	40	68
Ottawa	356	203	1	0	0	82	193
Pawnee	167	119	3	0	0	53	90
Payne	515	351	28	0	0	168	363
Pittsburgh	634	631	0	0	0	78	1
Pontotoc	616	530	39	0	0	206	236
Pottawatomie	483	270	39	0	0	260	224
Pushmataha	108	108	1	0	0	31	0
Roger Mills	16	14	2	0	0	2	0
Rogers	334	229	5	0	0	107	120
Seminole	596	433	37	0	0	300	156

Notes: The same client may be counted in more than one category, e.g., clients can receive services under more than one contract source, in more than one "County of Residence," or may have multiple "Other Indicators." Please see Definition page for other considerations.

## Oklahoma Department of Mental Health and Substance Abuse Services

## Counts of Admitted Clients Served by Funding Source for Each Agency Type During FY1999

## COMMUNITY MENTAL HEALTH

	Total	Funding Source					Other
		Mental Health	Substance Abuse	Domestic Violence	Residential Care	Medicaid	
Sequoyah	331	310	28	0	0	208	108
Stephens	239	224	38	0	0	15	4
Texas	264	252	5	0	0	92	0
Tillman	41	40	1	0	0	0	0
Tulsa	4,804	3,744	1,408	0	0	1,352	342
Wagoner	256	206	55	0	0	98	121
Washington	595	410	1	0	0	181	221
Washita	128	112	5	0	0	48	8
Woods	228	224	10	0	0	77	0
Woodward	509	493	19	0	0	178	0
Out of State/Unknown	124	108	20	0	0	5	6
<b>Other Indicators</b>							
Deaf and Hearing Impaired	228	148	16	0	0	116	70
Dual Diagnosis	4,031	3,146	1,283	0	2	1,281	762
Homeless	1,487	1,056	475	0	0	267	243
SED (6-17)	2,503	1,643	1	0	0	437	1,636
SMI	20,766	16,210	2,510	0	34	8,600	4,905

Notes: The same client may be counted in more than one category, e.g., clients can receive services under more than one contract source, in more than one "County of Residence," or may have multiple "Other Indicators." Please see Definition page for other considerations.

## Oklahoma Department of Mental Health and Substance Abuse Services

## Counts of Admitted Clients Served by Funding Source for Each Agency Type During FY1999

## SUBSTANCE ABUSE

	Total	Funding Source					Other
		Mental Health	Substance Abuse	Domestic Violence	Residential Care	Medicaid	
<b>Total</b>							
Unduplicated Count	13,315	99	12,414	111	0	275	1,572
<b>Sex</b>							
Female	4,718	41	4,380	88	0	224	509
Male	8,597	58	8,034	23	0	51	1,063
<b>Age</b>							
0-04	230	0	197	25	0	5	25
05-17	1,480	0	1,330	32	0	62	272
18-20	939	2	912	4	0	11	80
21-24	1,244	5	1,192	7	0	19	110
25-34	3,733	20	3,500	20	0	99	439
35-44	3,958	46	3,682	19	0	59	454
45-54	1,371	20	1,273	3	0	14	148
55-64	309	4	282	0	0	5	39
65-74	43	2	39	0	0	1	5
75-84	8	0	7	1	0	0	0
<b>Race</b>							
White	9,289	81	8,632	87	0	216	1,163
Black	2,026	10	1,913	5	0	14	184
Native American	1,668	6	1,554	17	0	40	184
Hispanic	396	2	377	2	0	5	39
Asian	34	0	32	0	0	0	3
<b>Presenting Problem/Diagnosis</b>							
Alcohol Abuse	4,161	0	3,951	1	0	58	467
Developmental Disorder	89	0	56	0	0	24	61
Mood Disorder	149	33	102	1	0	15	30
Other Non-Psychotic	139	0	79	3	0	30	84
Other Psychotic	59	52	7	0	0	0	1
Personality Disorder	1	0	1	0	0	0	0
Schizophrenia	13	0	13	0	0	0	3
Social Conditions	811	0	683	102	0	28	103
Substance Related	7,802	8	7,434	4	0	117	807
Deferred/No Diagnosis	401	6	388	0	0	3	16
<b>County of Residence</b>							
Adair	14	0	13	0	0	0	1
Alfalfa	2	0	2	0	0	0	0
Atoka	137	0	123	1	0	24	29
Beaver	5	0	5	0	0	0	0
Beckham	120	0	119	0	0	0	2
Blaine	32	0	32	0	0	0	1
Bryan	130	0	130	0	0	1	9
Caddo	144	0	134	0	0	3	20
Canadian	99	0	96	0	0	2	6
Carter	64	0	63	3	0	3	1
Cherokee	53	0	51	0	0	1	12
Choctaw	135	0	132	0	0	1	23
Cimarron	5	0	5	0	0	0	1
Cleveland	1,112	0	916	0	0	10	360
Coal	120	0	89	0	0	36	34
Comanche	254	0	251	0	0	0	5

Notes: The same client may be counted in more than one category, e.g., clients can receive services under more than one contract source, in more than one "County of Residence," or may have multiple "Other Indicators." Please see Definition page for other considerations.

## Oklahoma Department of Mental Health and Substance Abuse Services

## Counts of Admitted Clients Served by Funding Source for Each Agency Type During FY1999

## SUBSTANCE ABUSE

	Total	Funding Source					Other
		Mental Health	Substance Abuse	Domestic Violence	Residential Care	Medicaid	
Cotton	24	0	24	0	0	0	0
Craig	67	0	66	0	0	0	2
Creek	216	7	214	0	0	1	16
Custer	71	0	70	0	0	0	2
Delaware	109	0	109	0	0	0	4
Dewey	16	0	16	0	0	0	0
Ellis	2	0	2	0	0	0	1
Garfield	80	0	77	0	0	0	7
Garvin	33	0	32	0	0	2	5
Grady	189	0	187	0	0	0	5
Greer	35	0	35	0	0	0	3
Harmon	16	0	16	0	0	0	0
Haskell	30	0	29	1	0	1	2
Hughes	27	0	26	1	0	2	4
Jackson	108	0	103	0	0	1	14
Jefferson	5	0	5	0	0	0	0
Johnston	26	0	25	1	0	0	1
Kay	129	0	124	0	0	0	12
Kingfisher	11	0	11	0	0	1	2
Kiowa	36	0	35	0	0	0	2
Latimer	120	0	81	6	0	15	36
LeFlore	160	0	146	10	0	7	8
Lincoln	75	0	68	0	0	5	11
Logan	171	0	171	0	0	1	1
Love	20	0	20	0	0	0	0
Major	5	0	5	0	0	0	0
Marshall	7	0	7	0	0	0	0
Mayes	122	0	119	0	0	1	9
McClain	50	0	48	0	0	1	10
McCurtain	235	0	234	1	0	3	53
McIntosh	97	0	79	6	0	20	26
Murray	26	0	26	0	0	2	4
Muskogee	260	0	258	0	0	4	21
Noble	62	0	61	0	0	0	4
Nowata	36	0	36	0	0	0	1
Okfuskee	71	0	69	0	0	2	5
Oklahoma	2,622	2	2,605	0	0	20	62
Okmulgee	190	0	177	0	0	7	15
Osage	86	1	84	0	0	1	9
Ottawa	139	0	134	4	0	0	2
Pawnee	75	0	74	0	0	0	2
Payne	403	0	402	0	0	1	7
Pittsburgh	308	0	237	67	0	27	9
Pontotoc	166	0	143	0	0	37	3
Pottawatomie	313	0	282	0	0	11	60
Pushmataha	165	0	143	0	0	8	23
Roger Mills	14	0	14	0	0	0	1
Rogers	244	0	235	0	0	0	31
Seminole	123	0	119	2	0	3	19
Sequoyah	37	0	37	0	0	0	2
Stephens	94	0	93	0	0	0	2
Texas	52	0	49	0	0	0	22
Tillman	33	0	32	0	0	0	3

Notes: The same client may be counted in more than one category, e.g., clients can receive services under more than one contract source, in more than one "County of Residence," or may have multiple "Other Indicators." Please see Definition page for other considerations.

## Oklahoma Department of Mental Health and Substance Abuse Services

## Counts of Admitted Clients Served by Funding Source for Each Agency Type During FY1999

## SUBSTANCE ABUSE

	Total	Funding Source					Other
		Mental Health	Substance Abuse	Domestic Violence	Residential Care	Medicaid	
Tulsa	2,886	89	2,565	6	0	3	488
Wagoner	93	0	89	0	0	3	10
Washington	278	0	276	0	0	4	16
Washita	46	0	46	0	0	0	2
Woods	14	0	14	0	0	0	2
Woodward	14	0	13	0	0	0	2
Out of State/Unknown	79	0	75	2	0	0	7
<b>Other Indicators</b>							
Deaf and Hearing Impaired	42	0	38	0	0	2	7
Dual Diagnosis	197	0	193	0	0	5	33
Homeless	1,115	4	1,071	26	0	1	98
SED (6-17)	91	0	78	0	0	0	15
SMI	2,158	92	1,998	13	0	58	212

Notes: The same client may be counted in more than one category, e.g., clients can receive services under more than one contract source, in more than one "County of Residence," or may have multiple "Other Indicators." Please see Definition page for other considerations.

## Oklahoma Department of Mental Health and Substance Abuse Services

## Counts of Admitted Clients Served by Funding Source for Each Agency Type During FY1999

## DOMESTIC VIOLENCE AND SEXUAL ASSAULT

	Total	Funding Source					Other
		Mental Health	Substance Abuse	Domestic Violence	Residential Care	Medicaid	
<b>Total</b>							
Unduplicated Count	9,484	0	270	9,333	0	0	65
<b>Sex</b>							
Female	6,701	0	58	6,669	0	0	35
Male	2,783	0	212	2,664	0	0	30
<b>Age</b>							
0-04	1,206	0	12	1,195	0	0	0
05-17	1,881	0	10	1,874	0	0	5
18-20	478	0	3	477	0	0	4
21-24	853	0	23	840	0	0	9
25-34	2,455	0	101	2,398	0	0	25
35-44	1,877	0	91	1,828	0	0	14
45-54	559	0	23	548	0	0	6
55-64	134	0	6	132	0	0	1
65-74	29	0	1	29	0	0	1
75-84	11	0	0	11	0	0	0
85+	1	0	0	1	0	0	0
<b>Race</b>							
White	6,480	0	183	6,378	0	0	44
Black	1,236	0	43	1,212	0	0	12
Native American	1,154	0	34	1,135	0	0	7
Hispanic	591	0	10	586	0	0	1
Asian	54	0	0	53	0	0	1
<b>Presenting Problem/Diagnosis</b>							
Alcohol Abuse	44	0	25	28	0	0	1
Developmental Disorder	87	0	0	87	0	0	0
Mood Disorder	34	0	0	34	0	0	0
Other Non-Psychotic	1	0	0	1	0	0	0
Other Psychotic	6	0	0	6	0	0	0
Social Conditions	8,880	0	207	8,777	0	0	64
Substance Related	46	0	24	24	0	0	0
Deferred/No Diagnosis	398	0	14	388	0	0	0
<b>County of Residence</b>							
Adair	80	0	0	80	0	0	0
Alfalfa	9	0	0	9	0	0	0
Atoka	7	0	0	7	0	0	0
Beaver	2	0	0	2	0	0	0
Beckham	81	0	0	81	0	0	0
Blaine	30	0	0	30	0	0	0
Bryan	195	0	0	195	0	0	0
Caddo	37	0	0	37	0	0	0
Canadian	128	0	4	126	0	0	0
Carter	118	0	2	116	0	0	0
Cherokee	204	0	0	204	0	0	0
Choctaw	67	0	0	67	0	0	0
Cimarron	2	0	0	2	0	0	0
Cleveland	238	0	0	238	0	0	0
Coal	18	0	0	18	0	0	0
Comanche	286	0	0	286	0	0	0
Cotton	11	0	0	11	0	0	0

Notes: The same client may be counted in more than one category, e.g., clients can receive services under more than one contract source, in more than one "County of Residence," or may have multiple "Other Indicators." Please see Definition page for other considerations.

## Oklahoma Department of Mental Health and Substance Abuse Services

## Counts of Admitted Clients Served by Funding Source for Each Agency Type During FY1999

## DOMESTIC VIOLENCE AND SEXUAL ASSAULT

	Funding Source						
	Total	Mental Health	Substance Abuse	Domestic Violence	Residential Care	Medicaid	Other
Craig	32	0	1	32	0	0	0
Creek	67	0	9	63	0	0	3
Custer	102	0	0	102	0	0	0
Delaware	54	0	1	54	0	0	1
Dewey	15	0	0	15	0	0	0
Ellis	4	0	0	4	0	0	0
Garfield	292	0	9	287	0	0	0
Garvin	133	0	0	133	0	0	0
Grady	174	0	0	174	0	0	0
Grant	6	0	0	6	0	0	0
Greer	23	0	0	23	0	0	0
Harmon	11	0	0	11	0	0	0
Harper	7	0	0	7	0	0	0
Haskell	5	0	0	5	0	0	0
Hughes	26	0	0	26	0	0	0
Jackson	152	0	0	152	0	0	0
Jefferson	8	0	0	8	0	0	0
Johnston	7	0	0	7	0	0	0
Kay	153	0	0	153	0	0	0
Kingfisher	10	0	0	10	0	0	0
Kiowa	16	0	0	16	0	0	0
Latimer	7	0	0	7	0	0	0
LeFlore	141	0	0	141	0	0	0
Lincoln	34	0	2	32	0	0	0
Logan	23	0	2	21	0	0	0
Love	5	0	0	5	0	0	0
Major	8	0	0	8	0	0	0
Marshall	32	0	0	32	0	0	0
Mayes	72	0	4	69	0	0	0
McClain	19	0	0	19	0	0	0
McCurtain	316	0	0	316	0	0	3
McIntosh	12	0	0	12	0	0	0
Murray	8	0	0	8	0	0	0
Muskogee	144	0	2	144	0	0	0
Noble	24	0	0	24	0	0	0
Nowata	68	0	1	68	0	0	0
Okfuskee	17	0	0	17	0	0	0
Oklahoma	1,225	0	2	1,223	0	0	0
Okmulgee	167	0	7	162	0	0	4
Osage	61	0	3	61	0	0	1
Ottawa	138	0	0	138	0	0	0
Pawnee	24	0	0	24	0	0	0
Payne	336	0	0	336	0	0	3
Pittsburgh	15	0	0	15	0	0	0
Pontotoc	214	0	0	214	0	0	0
Pottawatomie	105	0	4	101	0	0	0
Pushmataha	53	0	0	53	0	0	0
Roger Mills	22	0	0	22	0	0	0
Rogers	211	0	5	211	0	0	1
Seminole	173	0	0	173	0	0	0
Sequoyah	18	0	0	17	0	0	1
Stephens	272	0	0	272	0	0	0
Texas	111	0	0	111	0	0	0

Notes: The same client may be counted in more than one category, e.g., clients can receive services under more than one contract source, in more than one "County of Residence," or may have multiple "Other Indicators." Please see Definition page for other considerations.



## Oklahoma Department of Mental Health and Substance Abuse Services

## Counts of Admitted Clients Served by Funding Source for Each Agency Type During FY1999

## DOMESTIC VIOLENCE AND SEXUAL ASSAULT

	Funding Source						
	Total	Mental Health	Substance Abuse	Domestic Violence	Residential Care	Medicaid	Other
Tillman	26	0	1	26	0	0	0
Tulsa	1,464	0	206	1,347	0	0	48
Wagoner	93	0	4	92	0	0	0
Washington	617	0	0	617	0	0	0
Washita	40	0	1	39	0	0	0
Woods	15	0	0	15	0	0	0
Woodward	97	0	0	97	0	0	0
Out of State/Unknown	362	0	0	362	0	0	0
<b>Other Indicators</b>							
Deaf and Hearing Impaired	22	0	0	22	0	0	0
Homeless	2,057	0	16	2,046	0	0	0
SED (6-17)	5	0	0	5	0	0	1
SMI	1,002	0	38	969	0	0	11

Notes: The same client may be counted in more than one category, e.g., clients can receive services under more than one contract source, in more than one "County of Residence," or may have multiple "Other Indicators." Please see Definition page for other considerations.

## Oklahoma Department of Mental Health and Substance Abuse Services

## Counts of Admitted Clients Served by Funding Source for Each Agency Type During FY1999

## RESIDENTIAL CARE

	Total	Funding Source					
		Mental Health	Substance Abuse	Domestic Violence	Residential Care	Medicaid	Other
<b>Total</b>							
Unduplicated Count	1,147	33	0	0	1,147	0	0
<b>Sex</b>							
Female	419	8	0	0	419	0	0
Male	728	25	0	0	728	0	0
<b>Age</b>							
18-20	20	0	0	0	20	0	0
21-24	34	0	0	0	34	0	0
25-34	151	5	0	0	151	0	0
35-44	318	10	0	0	318	0	0
45-54	306	12	0	0	306	0	0
55-64	202	3	0	0	202	0	0
65-74	82	3	0	0	82	0	0
75-84	33	0	0	0	33	0	0
85+	1	0	0	0	1	0	0
<b>Race</b>							
White	900	24	0	0	900	0	0
Black	159	7	0	0	159	0	0
Native American	62	0	0	0	62	0	0
Hispanic	24	1	0	0	24	0	0
Asian	7	1	0	0	7	0	0
<b>Presenting Problem/Diagnosis</b>							
Alcohol Abuse	9	0	0	0	9	0	0
Developmental Disorder	217	9	0	0	217	0	0
Mood Disorder	269	0	0	0	269	0	0
Other Psychotic	392	2	0	0	392	0	0
Schizophrenia	5	0	0	0	5	0	0
Social Conditions	217	15	0	0	217	0	0
Substance Related	2	0	0	0	2	0	0
Deferred/No Diagnosis	68	7	0	0	68	0	0
<b>County of Residence</b>							
Adair	31	0	0	0	31	0	0
Alfalfa	3	0	0	0	3	0	0
Atoka	1	0	0	0	1	0	0
Canadian	27	0	0	0	27	0	0
Carter	1	0	0	0	1	0	0
Cherokee	92	0	0	0	92	0	0
Choctaw	4	0	0	0	4	0	0
Cimarron	1	0	0	0	1	0	0
Cleveland	84	0	0	0	84	0	0
Coal	2	0	0	0	2	0	0
Comanche	61	31	0	0	61	0	0
Cotton	1	0	0	0	1	0	0
Craig	203	0	0	0	203	0	0
Creek	1	0	0	0	1	0	0
Custer	1	0	0	0	1	0	0
Delaware	12	0	0	0	12	0	0
Dewey	2	0	0	0	2	0	0
Garfield	1	0	0	0	1	0	0
Hughes	1	0	0	0	1	0	0

Notes: The same client may be counted in more than one category, e.g., clients can receive services under more than one contract source, in more than one "County of Residence," or may have multiple "Other Indicators." Please see Definition page for other considerations.

## Oklahoma Department of Mental Health and Substance Abuse Services

## Counts of Admitted Clients Served by Funding Source for Each Agency Type During FY1999

## RESIDENTIAL CARE

	Total	Funding Source					Other
		Mental Health	Substance Abuse	Domestic Violence	Residential Care	Medicaid	
Jackson	4	1	0	0	4	0	0
Johnston	1	0	0	0	1	0	0
Latimer	1	0	0	0	1	0	0
LeFlore	3	0	0	0	3	0	0
Lincoln	42	0	0	0	42	0	0
Logan	2	0	0	0	2	0	0
Major	1	0	0	0	1	0	0
Mayes	119	0	0	0	119	0	0
McCurtain	4	0	0	0	4	0	0
McIntosh	50	0	0	0	50	0	0
Murray	4	0	0	0	4	0	0
Muskogee	3	0	0	0	3	0	0
Noble	7	0	0	0	7	0	0
Nowata	1	0	0	0	1	0	0
Okfuskee	69	0	0	0	69	0	0
Oklahoma	82	0	0	0	82	0	0
Okmulgee	25	0	0	0	25	0	0
Osage	3	0	0	0	3	0	0
Ottawa	1	0	0	0	1	0	0
Payne	3	0	0	0	3	0	0
Pittsburgh	36	0	0	0	36	0	0
Pontotoc	50	0	0	0	50	0	0
Rogers	53	0	0	0	53	0	0
Seminole	1	0	0	0	1	0	0
Sequoyah	16	0	0	0	16	0	0
Stephens	19	0	0	0	19	0	0
Tulsa	44	0	0	0	44	0	0
Wagoner	3	0	0	0	3	0	0
Washington	2	0	0	0	2	0	0
Woodward	7	0	0	0	7	0	0
Out of State/Unknown	2	1	0	0	2	0	0
<b>Other Indicators</b>							
Deaf and Hearing Impaired	6	0	0	0	6	0	0
Dual Diagnosis	1	0	0	0	1	0	0
Homeless	35	0	0	0	35	0	0
SMI	1,137	32	0	0	1,137	0	0

Notes: The same client may be counted in more than one category, e.g., clients can receive services under more than one contract source, in more than one "County of Residence," or may have multiple "Other Indicators." Please see Definition page for other considerations.

## Oklahoma Department of Mental Health and Substance Abuse Services

## Counts of Admitted Clients Served by Funding Source for Each Agency Type During FY1999

## OTHER

	Total	Funding Source					
		Mental Health	Substance Abuse	Domestic Violence	Residential Care	Medicaid	Other
<b>Total</b>							
Unduplicated Count	1,043	525	531	0	0	0	6
<b>Sex</b>							
Female	418	290	136	0	0	0	4
Male	625	235	395	0	0	0	2
<b>Age</b>							
0-04	31	31	0	0	0	0	0
05-17	179	137	41	0	0	0	3
18-20	37	14	23	0	0	0	1
21-24	55	35	21	0	0	0	0
25-34	286	122	167	0	0	0	0
35-44	330	138	196	0	0	0	2
45-54	100	37	68	0	0	0	0
55-64	18	7	12	0	0	0	0
65-74	7	4	3	0	0	0	0
<b>Race</b>							
White	822	456	375	0	0	0	6
Black	84	14	70	0	0	0	0
Native American	93	28	69	0	0	0	0
Hispanic	41	25	16	0	0	0	0
Asian	3	2	1	0	0	0	0
<b>Presenting Problem/Diagnosis</b>							
Alcohol Abuse	72	3	72	0	0	0	0
Developmental Disorder	3	0	2	0	0	0	1
Mood Disorder	42	22	20	0	0	0	3
Other Non-Psychotic	30	6	30	0	0	0	2
Other Psychotic	18	17	1	0	0	0	0
Personality Disorder	10	2	9	0	0	0	0
Schizophrenia	2	2	1	0	0	0	0
Social Conditions	485	471	16	0	0	0	0
Substance Related	65	1	65	0	0	0	0
Deferred/No Diagnosis	316	1	315	0	0	0	0
<b>County of Residence</b>							
Adair	3	0	3	0	0	0	0
Canadian	1	1	0	0	0	0	0
Cherokee	4	0	4	0	0	0	0
Cleveland	352	352	0	0	0	0	0
Craig	3	0	3	0	0	0	0
Creek	9	0	9	0	0	0	0
Delaware	3	0	3	0	0	0	0
Dewey	1	1	0	0	0	0	0
Garvin	2	2	0	0	0	0	0
Grady	3	3	0	0	0	0	0
Haskell	3	0	3	0	0	0	0
Johnston	1	1	0	0	0	0	0
LeFlore	6	0	6	0	0	0	0
Lincoln	2	1	1	0	0	0	0
Logan	1	0	1	0	0	0	0
Mayes	2	0	2	0	0	0	0
McClain	4	4	0	0	0	0	0

Notes: The same client may be counted in more than one category, e.g., clients can receive services under more than one contract source, in more than one "County of Residence," or may have multiple "Other Indicators." Please see Definition page for other considerations.

## Oklahoma Department of Mental Health and Substance Abuse Services

## Counts of Admitted Clients Served by Funding Source for Each Agency Type During FY1999

**OTHER**

	Total	Funding Source					Other
		Mental Health	Substance Abuse	Domestic Violence	Residential Care	Medicaid	
McIntosh	4	0	4	0	0	0	0
Muskogee	16	1	15	0	0	0	0
Okfuskee	2	0	2	0	0	0	0
Oklahoma	68	66	2	0	0	0	0
Okmulgee	6	0	6	0	0	0	0
Osage	101	10	95	0	0	0	6
Ottawa	3	0	3	0	0	0	0
Pawnee	70	15	64	0	0	0	0
Payne	43	39	4	0	0	0	0
Pittsburgh	3	0	3	0	0	0	0
Pontotoc	3	3	0	0	0	0	0
Pottawatomie	5	5	0	0	0	0	0
Rogers	12	0	12	0	0	0	0
Seminole	1	1	0	0	0	0	0
Sequoyah	24	15	9	0	0	0	0
Tulsa	267	0	267	0	0	0	0
Wagoner	8	0	8	0	0	0	0
Washington	2	0	2	0	0	0	0
Out of State/Unknown	5	5	0	0	0	0	0
<b>Other Indicators</b>							
Dual Diagnosis	13	1	12	0	0	0	1
Homeless	18	4	14	0	0	0	0
SED (6-17)	14	14	0	0	0	0	0
SMI	132	56	82	0	0	0	0

Notes: The same client may be counted in more than one category, e.g., clients can receive services under more than one contract source, in more than one "County of Residence," or may have multiple "Other Indicators." Please see Definition page for other considerations.

## Definitions of Terms and Categorization Variables

---

The following are definitions of terms and categorization variables used in this Data Book report.

### Admitted Clients Served

Admitted Clients Served had an admission transaction in the ICIS before or during the report year and had received a service during the year. They are counted only once in the total for each level of aggregation. This is called an unduplicated count.

### Age

Client age is computed using the client's age at the middle of the fiscal year.

### Contacts

Individuals are counted as contacts when they call or visit an agency, but are not admitted.

### Funding Source

Funding Source helps identify the payment source of services. Frequently, clients receive services under multiple funding sources. The funding source categories for this report were Mental Health, Substance Abuse, Domestic Violence, Residential Care, Medicaid, and Other.

### ICIS

The Oklahoma Department of Mental Health and Substance Abuse Services maintains an agency-wide database, the Integrated Client Information System (ICIS), to which all Department-funded services and transactions are reported. The ICIS contains demographic and service information about clients and agencies.

### List of Agencies by Type

The following is a list of agencies by type that provided data during the Fiscal Year 1999:

**AGENCY TYPE****AGENCY NAME****Community Mental Health**

ASSOCIATED CENTERS FOR THERAPY, INC.  
BILL WILLIS MENTAL HEALTH  
CARL ALBERT CMHC  
CENTRAL OKLAHOMA CMHC  
CHISHOLM TRAIL COUNSELING SERVICES  
COMMUNITY COUNSELING CENTER  
CREEKS MENTAL HEALTH SERVICES  
EDWIN FAIR CMHC  
GRAND LAKE M.H.C.  
GREEN COUNTRY BEHAVIORAL HEALTH SERVICES  
HOPE COMMUNITY SERVICES, INC.  
JIM TALIAFERRO CMHC  
MENTAL HEALTH SERVICES OF SOUTHERN OKLAHOMA  
NORTH CARE CENTER  
OK COUNTY CRISIS INTERVENTION CENTER  
PARKSIDE, INC.  
RED ROCK BEHAVIORAL HEALTH SERVICES  
RED ROCK WEST  
WESTERN STATE PSYCHIATRIC CENTER  
WHEATLAND MENTAL HEALTH CENTER, INC.

**Domestic Violence and Sexual Assault**

ACMI HOUSE INC  
ACTION ASSOCIATES, INC.  
CALL RAPE INC.  
COMMUNITY CRISIS CENTER, INC.  
CRISIS CONTROL CENTER  
DOMESTIC VIOLENCE PROGRAM OF NORTH CENTRAL OK.  
DOMESTIC VIOLENCE INTERVENTION SERVICES  
FAMILY CRISIS & COUNSELING CENTER  
FAMILY CRISIS CENTER, INC.  
FAMILY RESOURCE CENTER  
FAMILY SHELTER  
HELP-IN-CRISIS, INC.  
N.W. DOMESTIC CRISIS SERVICES  
NEW DIRECTIONS, INC.  
OKLMULGEE COUNTY FAMILY RESOURCE CENTER INC.  
PROJECT SAFE, INC.  
ROGERS COUNTY COMMUNITY SERVICES  
S.O.S. FOR FAMILIES  
STEPHENS COUNTY VOLUNTEERS FOR CRISIS INTERVENTION  
STILLWATER DOMESTIC VIOLENCE SERVICE INC.  
TULSA SEXUAL ASSAULT NURSE EXAMINERS PROGRAM  
WOMEN IN SAFE HOMES, INC.  
WOMEN'S CRISIS SERVICES  
WOMEN'S SERVICE & FAMILY RESOURCE CENTER  
WOMENS RESOURCE CENTER

AGENCY TYPE	AGENCY NAME
<b>Hospitals</b>	YWCA CRISIS CENTER YWCA OF OKC CRISIS SERVICES  EASTERN STATE HOSPITAL GRIFFIN MEMORIAL HOSPITAL OKLAHOMA YOUTH CENTER
<b>Other Agencies</b>	CENTER FOR CHILDREN & FAMILIES DIVORCE VISITATION ARBITRATION GREAT PLAINS IMPROVEMENT FND. HIV RESOURCE CONSORTIUM HOMINY HEALTH SRVCS CENTTER INC. PEOPLE INCORPORATED PROJECT HEARTLAND SAFE HAVEN TRANSITION HOUSE INC. TULSA METROPOLITAN MINISTRY
<b>Residential Care</b>	ADA RESIDENTIAL CARE BOLEY RESIDENTIAL CARE HOME BOLEY RESIDENTIAL CARE HOME II CLETA'S COTTAGE COPP'S RESIDENTIAL CARE, INC. COUNTRY LANE RESIDENTIAL CARE HOME DON MENTZER FACILITY DOW RESIDENTIAL CARE HOME DUNCAN COMMUNITY RESIDENCE INC DYCO PROPERTIES, INC. EDNA LEE'S RESIDENTIAL CARE EL RENO RESIDENTIAL CARE ELM TREE HOUSE FAIR OAKS GOLDEN YEARS GREEN ACRES HAV-TAPINC DBA, THE HARBOR HIGH CEDAR RESIDENTIAL CARE LAKE FRANCIS RETIREMENT CENTER LARI'S RESIDENTIAL CARE MILLER COZY HOME, INC. NORTH FORK RESIDENTIAL CARE ORCHARD GROVE PADEN RESIDENTIAL CARE RAMBLING ROSE RESIDENTIAL CARE SANTE FE RESIDENTIAL CARE



**AGENCY TYPE****AGENCY NAME**

---

**Substance Abuse**

SHERRYS OLD FASHIONED R & B  
SOUTHWEST RETIREMENT HOME, INC  
SUGAR MOUNTAIN RETREAT  
SUNNY ACRES BOARDING MANOR, INC.  
SUNNY ACRES RESIDENTIAL CARE

ADA AREA CHEMICAL DEPENDENCY CENTER, INC.  
ALPHA II, INC.  
BILL JOHNSON C.C.  
BRIDGEWAY  
CAA TURNING POINT  
CARE FOR CHANGE, INC.  
CBTI-CREEK COUNTY  
COMMUNITY ALCOHOLISM SERVICES  
CROSSROADS INCORPORATED  
DRUG RECOVERY, INC.  
EAGLE RIDGE INSTITUTE  
EDMOND FAMILY SERVICES, INC.  
FIRST WINGS OF FREEDOM  
GATEWAY TO PREVENTION/RECOVERY  
HOUSE OF HOPE, INC.  
INDIAN HEALTH CARE RESOURCE CENTER  
KEY OF LIFE - SPTU  
KIAMICHI COUNCIL ON ALCOHOLISM  
L.A.R.C.  
LASTSTOP  
LEFLORE COUNTY YOUTH & FAMILY SERVICES, INC.  
LIFE IMPROVEMENT CENTER  
LOGAN COUNTY YOUTH AND FAMILY SERVICES INC.  
METRO TULSA SUBSTANCE ABUSE SERVICES  
MONARCH, INC.  
MOORE ALCOHOL AND DRUG CENTER  
MUSKOGEE COUNTY COUNCIL YOUTH SERVICES  
MUSKOGEE INTERVENTION PROGRAM  
N.E. OK COUNCIL ON ALCOHOLISM  
NAIC CENTER OF OKLAHOMA ALCOHOL & DRUG SERVICES, INC.  
NATIVE AMERICAN CENTER OF RECOVERY  
NEW HOPE OF MANGUM  
NORMAN ALCOHOL AND DRUG TREATMENT CENTER  
NW SUBSTANCE TREATMENT CENTER  
OPPORTUNITIES, INC.  
PALMER DRUG ABUSE PROGRAM INC.  
PAYNE COUNTY COUNSELING SERVICES, INC.  
ROADBACK, INC.  
ROGERS COUNTY DRUG ABUSE PROGRAM, INC.  
S.W. YOUTH & FAMILY SERVICES  
SECOND CHANCE CDU  
SOAARR, INC.

## AGENCY TYPE

## AGENCY NAME

---

STARTING POINT II, INC.  
STREET SCHOOL, INC.  
THE NEXT STEP NETWORK, INC.  
THE OAKS BEHAVIORAL HEALTH CENTER  
THE REFERRAL CENTER  
TOTAL LIFE COUNSELING  
TRI-CITY SUBSTANCE ABUSE CENTER  
TRI-CITY YOUTH & FAMILY CENTER  
TULSA DRUG COURT TREATMENT CENTER  
TURNING POINT  
TWELVE & TWELVE, INC.  
VINITA ALCOHOL AND DRUG TREATMENT CENTER

## ODMHSAS

Refers to the Oklahoma Department of Mental Health and Substance Abuse Services.

## Other Indicators

There are several groups of clients that are of special interest because they have special treatment needs, state or federal requirements regarding their placement or the services they receive, or because they are part of a priority population. The definitions of these groups and criteria for their selection are provided below:

- Deaf and Hearing Impaired  
Clients who are deaf, hard of hearing, or indicated the need for an interpreter for the deaf were grouped to form the Deaf and Hearing Impaired category.
- Homeless  
A homeless person under ICIS criteria is a person who: (a) lacks a fixed, regular and adequate night time residence AND (b) has a primary night time residence that is a supervised publicly or privately operated shelter designed to provide temporary living accommodations including welfare hotels, congregate shelters, halfway houses, and transitional housing for the mentally ill; or an institution that provides a temporary residence for individuals intended to be institutionalized; or a public or private place not designed for, or ordinarily used as, a regular sleeping accommodation for human beings, not limited to people living on the streets. Individuals are considered homeless if they have lost their permanent residence, and are temporarily living in a shelter to avoid being on the street. Prisoners being released or in the custody of a correctional facility are not

considered homeless at the time of admission for treatment. The definition also excludes persons in a hospital, residential care facility, commercial hotel/motel, supervised apartment, or living with parent/other relative (even if only temporarily). The definition does include domestic violence and sexual assault shelters, as the persons have fled a residence that is not adequate (i.e., not safe).

- Legal Status

Legal Status has three categories; Voluntary, Civil Involuntary, and Criminal Involuntary. The categories of legal status (with ICIS codes) are as follows:

**Voluntary.** These clients enter treatment voluntarily and are coded Voluntary Admission (01), Court Voluntary (02), Informal Admission (16), or Other (18).

**Civil Involuntary.** These clients are required by the court system to receive services, even though they may be reluctant. They are coded Court Commitment (03), Order of Detention (06), Juvenile Court Order (07), Transfer – Other Legal Entity (08), Court Ordered Juveniles in Need of Treatment, DHS given custody (10), Court Ordered Juveniles in Need of Treatment Parental Custody Retained (11), Emergency Detention (12), Continued Court Detention (13), 28-Day Court Commitment (14), or Protective Custody (17).

**Criminal Involuntary.** These clients are required to receive services because they have been accused of or have committed a crime. Codes include the following; Incompetent to Stand Trial (04), Not Guilty by Reason of Insanity (05), Court Order for Observation and Evaluation (09), Court Referred DUI Clients (15), Criminal Hold (20), or Court Commit with Hold (21).

- Adults with Serious Mental Illness (SMI)

SMI denotes clients who have been identified **at any time** as having a serious mental illness using the formal ODMHSAS definition. According to this definition, an Adult with a Serious Mental Illness must be an individual 18 years of age or older.

- Children with a Serious Emotional Disturbance (SED)

SED refers to children who meet departmental criteria for having a Serious Emotional Disturbance.

- Any Alcohol/Drug Problem

A substance abuse client is one who has one or more DSM-IV Axis I primary, secondary or tertiary diagnoses from categories 1.a. or 1.b. (in the Dual

Diagnosis definition below) or one or more ICIS Substance Abuse Related Problems (710-731, 741-743). Clients identified only as co-dependents are not identified as substance abusers.

- **Dual Diagnosis Client**

A dual diagnosis client is one who meets the criteria for having a substance abuse diagnosis from categories 1.a. or 1.b. below and meets the criteria for a mental illness based on one or more DSM-IV Axis II primary, secondary, or tertiary diagnoses from categories 2.a. through 2.e. below.

- 1.a. Psychoactive Substance Induced Organic Disorders: 291.0-291.8, 292.0-292.83, 292.89-282.99
- b. Psychoactive Substance Use Disorders: 303.0-305.99.
- 2.a. Schizophrenia: 295.10, 295.20, 295.30, 295.40, 295.60, 295.70, 295.90
- b. Delusional (Paranoid) Disorder: 297.1
- c. Other Psychotic Disorders: 295.40, 295.70, 297.3, 298.8, 298.9, 297.1, 297.3
- d. Mood Disorders: 296.20-296.7
- e. Borderline Personality Disorder: 301.83

## Presenting Problem/Diagnosis

Categories for this variable are based on the DSM-IV primary diagnosis or primary presenting problem. If the admitting agency has clinicians qualified to make a diagnosis, the diagnosis is used, otherwise, a presenting problem is used to define a client's category.

<b>Categories</b>	<b>Codes</b>
<b>Developmental Disorders</b>	
DSM-IV Codes:	302.5-302.69, 302.85, 307-307.39, 307.5-307.99, 309.21, 312-312.29, 312.9-313.21, 313.81-313.89, 314-314.99, 315-319.99, 299-299.99
Presenting Problems:	210, 240

**Categories****Codes****Non Alcohol/Drug Related Organic**

DSM-IV Codes: 290-290.99, 293-293.83, 294-294.80, 310-310.10

**Alcohol Abuse**

DSM-IV Codes: 291-291.99, 293.9, 303-303.99, 305-305.02  
Presenting Problems: 741, 710, 711

**Other Substance Abuse**

DSM-IV Codes: 305.1-305.99, 292-292.99, 304-304.99  
Presenting Problems: 742, 743, 744, 720-731

**Schizophrenia**

DSM-IV Codes: 295 (excluding 295.4, 295.7)

**Other Psychotic**

DSM-IV Codes: 297-298.9, 295.40, 294.9, 295.70  
Presenting Problems: 510-530, 650

**Mood Disorders**

DSM-IV Codes: 296-296.99, 301.13, 300.4-300.49, 293.89, 311-311.99  
Presenting Problems: 500-503

**Other Non-Psychotic**

DSM-IV Codes: 300-300.39, 300.6-300.99, 302-302.49, 302.7-302.84, 302.89-302.99, 307-4-307.49, 307.8, 312.8, 308.3-309.19, 309.23-309.99, 312.3, 316-316.99, 780.50

**Personality Disorders**

DSM-IV Codes: 301-301.9

**Social Conditions**

DSM-IV Codes: V40.00-V40.60, V61-V71.02, 955.5-995.81  
Presenting Problems: 740, 450, 620-632, 311-420

**Deferred/No Diagnosis**

DSM-IV Codes: 799.9-799.90, V71.09  
Presenting Problems: 110, 130

## Race

The Unknown category was utilized to group Clients who made no selection from the choices below indicating their race.

The following groupings are used for reporting race:

- White
- Black
- Native American
- Hispanic
- Asian
- Unknown

Various Categories:

In response to many special report requests in past years, the special reports table was generated to address the majority of those requests.

## Description of the Data Book

---

This Data Book displays Counts of Admitted Clients Served by Funding Source for Sex, Age, Race, Presenting Problem/Diagnosis, County of Residence, and Other Indicators. It contains six tables presenting data for 1) Statewide Total, 2) Agency, 3) Agency Type, 4) Count of Residence, 5) Planning Area, and 6) Various Categories.

### Admitted Clients Served by Funding Source

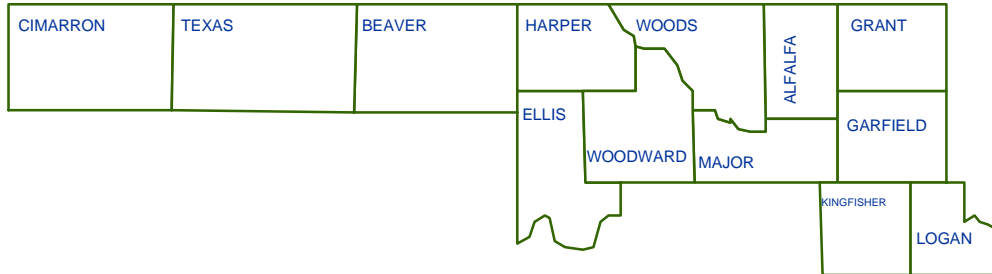
Admitted Clients Served are clients who have an admission transaction in the ICIS before or during the report year and had received a service during the report year. They are counted only once in the total for each level of aggregation or category in which they appear. This is called an unduplicated count. For example, a client may receive services at one hospital and then receive services at another hospital in the same year. This client would be counted twice (once at each hospital) in the agency report, but only once in the agency type and statewide tables. Because information such as age and sex should remain constant (except for data entry errors), counts for categories of these variables will sum to the total clients served on each table. Variables that might change from admission at one facility to admission at another or over time, (e.g., legal status, diagnosis, and target population) can be counted in more than one category and should not be summed.

This Data Book shows only clients who were admitted for services and excludes contacts. It enumerates admitted clients, but further limits the counts to specific subgroups of the client population. Each individual counted has received a service at some time during the year regardless of the year he/she was admitted. Clients are grouped by frequently referenced demographics: Sex, Age, Race, Presenting Problem/Diagnosis, County of Residence, and Other Indicators. A client may be in more than one of these groups, or a client's group may change during the year. As a result, the sum of target populations exceeds the total number served. However, for any given population, the age, race, and sex, which do not change (age is calculated as of a single point in time), are unduplicated counts and should equal the total.

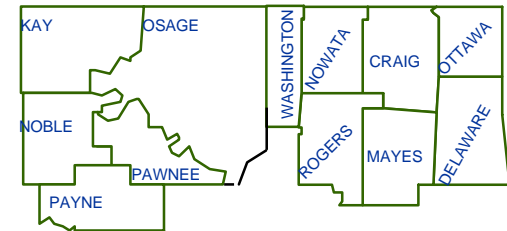
OKLAHOMA DEPARTMENT OF MENTAL HEALTH  
AND SUBSTANCE ABUSE SERVICES

# Planning Areas

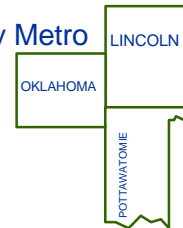
Northwest



Northeast



Oklahoma City Metro



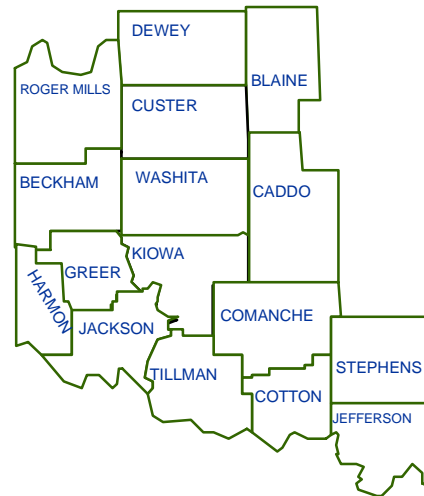
Tulsa Metro



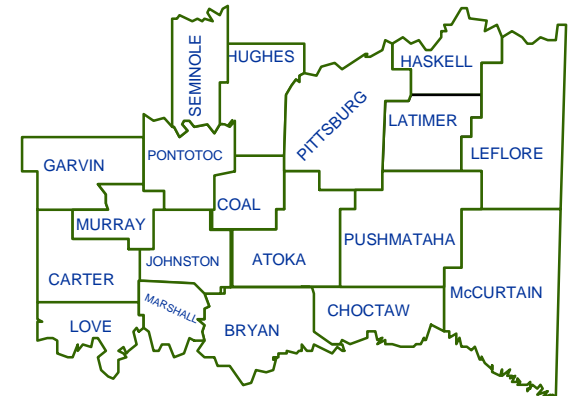
East Central



Central



Southwest



Southeast