

# *data*

BOOK FOR FISCAL YEAR 2000

Section One:  
Admitted Clients Served  
By Funding Source

Table 4. Counts of Admitted  
Clients Served for each County of  
Residence

# DATA BOOK FOR FISCAL YEAR 2000

Published by

Oklahoma Department of Mental Health and Substance Abuse  
Services

Prepared by

**Ali Akour, Ph.D.**

Data Analyst, Evaluation and Data Analysis Section  
Decision Support Services

2002

---

**Terry Cline, Ph.D., Commissioner**  
**Steve Davis, Ph.D., Director of Decision Support Services**  
**Mark Reynolds, Ed. D., Evaluation & Data Analysis Data Projects Manager**

## Public Domain Notice

The Data Book for Fiscal Year 2000 is in the public domain and may be reproduced or copied without permission from the Oklahoma Department of Mental Health and Substance Abuse Services. However, this publication may not be reproduced or distributed for a fee without the specific, written authorization of Oklahoma Department of Mental Health and Substance Abuse Services. Citation of the source is appreciated.

## Electronic Access to Publication

This publication is available on the World Wide Web at:  
<http://www.odmhsas.org/specialreports.htm>

## How to Contact Us

**Oklahoma Department of Mental Health and Substance Abuse Services**  
**Evaluation and Data Analysis Section**  
P.O. Box 53277  
Oklahoma City, OK 73152-3277  
(405) 522-3813

# Contents

---

## Introduction

### Section One: Admitted Clients Served by Funding Source

- Table 1. Counts of Admitted Clients Served for **Statewide Total**
- Table 2. Counts of Admitted Clients Served for each **Agency**
- Table 3. Counts of Admitted Clients Served for each **Agency Type**
- Table 4. Counts of Admitted Clients Served for each **County of Residence**
- Table 5. Counts of Admitted Clients Served for each **Planning Area**
- Table 6. Counts of Admitted Clients Served for **Various Categories**

### Section Two: Units of Service by Funding Source

- Table 7. Counts of Day and Hourly Services Provided for **Statewide Total**
- Table 8. Counts of Day and Hourly Services Provided for each **Agency**
- Table 9. Counts of Day and Hourly Services Provided for each **Agency Type**
- Table 10. Counts of Day and Hourly Services Provided for each **County of Residence**
- Table 11. Counts of Day and Hourly Services Provided for each **Planning Area**
- Table 12. Counts of Day and Hourly Services Provided for **Various Categories**

## Appendix

**Definitions of Terms and Categorization Variables**

**Descriptions of Sections and Tables**

**Map of Planning Areas**

# **DATA BOOK FOR FISCAL YEAR 2000**

## **Introduction**

---

Prior to Fiscal Year 1999, any client seen at an Oklahoma Department of Mental Health and Substance Abuse Services (ODMHSAS) contracted facility was reported, regardless of who paid for the service. Starting with Fiscal Year 1999, only clients funded in full or in part by ODMHSAS were reported. Therefore, previous years' reported client counts will be larger than in following years.

During the Fiscal Year 2000, the State of Oklahoma expenditures on community mental health services, inpatient facilities, substance abuse services, domestic violence/sexual assault services, and departmental management amounted to approximately \$159 million dollars. An unduplicated total of approximately 79,700 recipients were served system-wide in FY 2000. The unduplicated total of 79,700 recipients consists of 56,545 recipients that were admitted and served and 19,155 recipients that were contacts. The Data Book report is generated to provide basic information about these recipients and services they received for policy makers, interest groups, and others working to improve the quality of life for those in need.

The Data Book report is produced by the Evaluation and Data Analysis Section of the Decision Support Services Division at the Oklahoma Department of Mental Health and Substance Abuse Services (ODMHSAS). The report summarizes demographic information and services for clients served in agencies operated by or funded through ODMHSAS. To create the Data Book report, data are extracted from the ODMHSAS Integrated Client Information System (ICIS). ICIS contains demographic and service information about service recipients and agencies.

To meet the specific needs of a variety of entities, the Data Book report consists of two separate sections: Admitted Clients Served by Funding Source; Units of Service by Funding Source. The sections are then divided into tables and each table presents a different view of the data. Definitions of terms and a Map of Planning Areas are also provided.

Oklahoma Department of Mental Health and Substance Abuse Services  
**Counts of Admitted Clients Served by Funding Source for Each County of Residence During FY2000**  
**COUNTY OF RESIDENCE = ADAIR**

	Total	Contract Source					
		Mental Health	Substance Abuse	Domestic Violence	Residential Care	Medicaid	Other
<b>Total</b>							
Unduplicated Count	394	67	42	87	43	88	151
<b>Agency Type</b>							
Community Mental Health Center	247	61	23	0	0	87	143
Domestic Violence and Sexual Assault	84	0	0	83	0	0	8
Hospital	7	5	0	0	0	1	2
Other	2	2	0	0	0	0	0
Residential Care	43	0	0	0	43	0	0
Substance Abuse	25	0	21	4	0	0	1
<b>Sex</b>							
Female	226	39	19	63	22	52	85
Male	168	28	23	24	21	36	66
<b>Age</b>							
0-04	14	0	0	13	0	1	0
05-17	82	4	2	33	0	25	21
18-20	17	3	1	2	1	3	10
21-24	22	5	5	5	0	0	13
25-34	86	19	14	23	4	15	34
35-44	91	21	15	7	13	16	45
45-54	42	9	4	4	9	11	17
55-64	24	4	1	0	8	10	8
65-74	8	0	0	0	6	3	0
75-84	6	2	0	0	1	3	3
85+	2	0	0	0	1	1	0
<b>Race</b>							
White	255	51	28	27	35	63	104
Black	6	0	1	1	2	2	0
Native American	108	13	11	39	4	19	40
Hispanic	3	1	1	0	0	1	2
Two or More Races	32	2	2	21	2	3	7
<b>Presenting Problem/Diagnosis</b>							
Alcohol Abuse	24	4	15	0	0	1	10
Developmental Disorder	12	1	0	0	2	9	3
Mood Disorder	82	24	2	0	0	27	48
Non Alcohol/Drug Related Organic	1	0	0	0	0	1	0
Other Non-Psychotic	52	12	1	0	0	17	31
Other Psychotic	55	8	0	0	39	9	8
Personality Disorder	3	2	1	0	0	2	2
Schizophrenia	15	3	0	0	0	9	9
Social Conditions	117	8	2	86	0	11	20
Substance Related	44	6	23	1	0	2	23
Deferred/No Diagnosis	2	0	0	0	2	0	0
<b>Other Indicators</b>							
Any Alcohol/Drug Problem	113	24	37	11	1	15	52
Custody of DHS	28	0	1	1	1	14	12
Custody of DOC	13	1	5	0	1	3	6
Custody of OJA	1	0	0	0	1	0	0
Deaf and Hearing Impaired	3	0	0	0	0	2	2
Dual Diagnosis	24	8	4	0	0	10	13
Homeless	58	2	3	52	0	0	7

Notes: The same client may be counted in more than one category, e.g., clients can receive services under more than one contract source, in more than one "County of Residence," or may have multiple "Other Indicators." Please see Definition page for other considerations.

Oklahoma Department of Mental Health and Substance Abuse Services  
 Counts of Admitted Clients Served by Funding Source for Each County of Residence During FY2000

COUNTY OF RESIDENCE = ADAIR

	Contract Source						
	Total	Mental Health	Substance Abuse	Domestic Violence	Residential Care	Medicaid	Other
Indigent	388	66	42	85	42	88	149
SED (6-17)	7	0	0	0	0	5	3
SMI (If ever)	180	43	15	5	43	57	74

Oklahoma Department of Mental Health and Substance Abuse Services  
**Counts of Admitted Clients Served by Funding Source for Each County of Residence During FY2000**

**COUNTY OF RESIDENCE = ALFALFA**

	Total	Contract Source					
		Mental Health	Substance Abuse	Domestic Violence	Residential Care	Medicaid	Other
<b>Total</b>							
Unduplicated Count	73	18	3	5	0	20	46
<b>Agency Type</b>							
Community Mental Health Center	66	18	2	0	0	18	46
Domestic Violence and Sexual Assault	5	0	0	5	0	0	0
Hospital	2	0	0	0	0	2	0
Substance Abuse	1	0	1	0	0	0	0
<b>Sex</b>							
Female	39	11	0	4	0	14	22
Male	34	7	3	1	0	6	24
<b>Age</b>							
0-04	2	0	0	0	0	1	1
05-17	10	0	0	1	0	5	5
18-20	3	1	0	0	0	0	2
21-24	6	2	0	0	0	0	4
25-34	13	4	0	1	0	5	8
35-44	21	8	2	2	0	6	12
45-54	8	2	0	0	0	1	7
55-64	5	1	1	1	0	1	2
65-74	3	0	0	0	0	1	3
75-84	2	0	0	0	0	0	2
<b>Race</b>							
White	69	17	2	5	0	19	43
Black	1	0	0	0	0	0	1
Native American	3	1	1	0	0	1	2
<b>Presenting Problem/Diagnosis</b>							
Alcohol Abuse	2	1	0	0	0	0	1
Developmental Disorder	8	1	2	0	0	2	5
Mood Disorder	40	12	0	0	0	12	28
Non Alcohol/Drug Related Organic	2	1	0	0	0	0	2
Other Non-Psychotic	8	1	0	0	0	1	7
Other Psychotic	2	1	0	0	0	1	1
Schizophrenia	4	1	0	0	0	3	1
Social Conditions	7	0	0	5	0	1	1
Substance Related	1	0	1	0	0	0	0
<b>Other Indicators</b>							
Any Alcohol/Drug Problem	12	2	3	0	0	4	6
Custody of DHS	1	0	0	0	0	0	1
Dual Diagnosis	1	0	0	0	0	1	1
Homeless	2	0	1	0	0	1	1
Indigent	66	18	3	4	0	20	40
SED (6-17)	3	0	0	0	0	2	1
SMI (If ever)	30	13	0	1	0	11	19

Notes: The same client may be counted in more than one category, e.g., clients can receive services under more than one contract source, in more than one "County of Residence," or may have multiple "Other Indicators." Please see Definition page for other considerations.



Oklahoma Department of Mental Health and Substance Abuse Services  
**Counts of Admitted Clients Served by Funding Source for Each County of Residence During FY2000**

**COUNTY OF RESIDENCE = ATOKA**

	Total	Contract Source					
		Mental Health	Substance Abuse	Domestic Violence	Residential Care	Medicaid	Other
<b>Total</b>							
Unduplicated Count	322	50	154	26	0	77	64
<b>Agency Type</b>							
Community Mental Health Center	116	48	0	0	0	39	62
Domestic Violence and Sexual Assault	16	0	0	16	0	0	0
Hospital	6	3	0	0	0	0	3
Other	1	1	0	0	0	0	0
Substance Abuse	189	0	154	10	0	38	0
<b>Sex</b>							
Female	137	26	34	19	0	57	31
Male	185	24	120	7	0	20	33
<b>Age</b>							
0-04	16	0	1	12	0	2	1
05-17	33	0	12	2	0	25	1
18-20	20	1	16	1	0	3	0
21-24	42	5	29	5	0	3	1
25-34	79	15	54	3	0	8	7
35-44	60	11	31	3	0	11	15
45-54	48	12	10	0	0	15	21
55-64	14	5	1	0	0	5	10
65-74	5	1	0	0	0	2	4
75-84	5	0	0	0	0	3	4
<b>Race</b>							
White	255	46	115	17	0	67	55
Black	30	2	22	1	0	2	4
Native American	22	2	10	0	0	8	5
Hispanic	3	0	3	0	0	0	0
Two or More Races	12	0	4	8	0	0	0
<b>Presenting Problem/Diagnosis</b>							
Alcohol Abuse	50	0	47	0	0	1	4
Developmental Disorder	2	0	1	0	0	1	1
Mood Disorder	63	31	1	0	0	22	29
Non Alcohol/Drug Related Organic	1	1	0	0	0	0	1
Other Non-Psychotic	27	3	4	0	0	21	3
Other Psychotic	16	5	0	0	0	8	6
Schizophrenia	27	8	0	0	0	12	18
Social Conditions	45	1	16	24	0	6	0
Substance Related	94	2	85	2	0	6	3
<b>Other Indicators</b>							
Any Alcohol/Drug Problem	166	11	134	2	0	14	16
Custody of DHS	7	0	2	0	0	6	0
Custody of DOC	61	1	60	0	0	0	0
Deaf and Hearing Impaired	5	2	1	0	0	0	2
Dual Diagnosis	17	7	0	0	0	6	8
Homeless	23	3	1	4	0	11	10
Indigent	322	49	154	26	0	77	64
SMI (If ever)	84	23	14	2	0	35	39

Notes: The same client may be counted in more than one category, e.g., clients can receive services under more than one contract source, in more than one "County of Residence," or may have multiple "Other Indicators." Please see Definition page for other considerations.

Oklahoma Department of Mental Health and Substance Abuse Services  
 Counts of Admitted Clients Served by Funding Source for Each County of Residence During FY2000

COUNTY OF RESIDENCE = BEAVER

	Total	Contract Source					Other
		Mental Health	Substance Abuse	Domestic Violence	Residential Care	Medicaid	
<b>Total</b>							
Unduplicated Count	46	8	8	5	0	4	30
<b>Agency Type</b>							
Community Mental Health Center	33	8	1	0	0	4	29
Domestic Violence and Sexual Assault	5	0	0	5	0	0	0
Hospital	1	0	0	0	0	0	1
Substance Abuse	7	0	7	0	0	0	0
<b>Sex</b>							
Female	25	3	2	5	0	2	17
Male	21	5	6	0	0	2	13
<b>Age</b>							
05-17	6	0	2	1	0	1	2
21-24	4	2	1	1	0	0	1
25-34	8	1	3	1	0	2	3
35-44	11	4	2	1	0	1	8
45-54	8	0	0	0	0	0	8
55-64	7	1	0	1	0	0	6
65-74	1	0	0	0	0	0	1
75-84	1	0	0	0	0	0	1
<b>Race</b>							
White	42	8	6	4	0	4	29
Native American	1	0	1	0	0	0	0
Hispanic	2	0	1	0	0	0	1
Two or More Races	1	0	0	1	0	0	0
<b>Presenting Problem/Diagnosis</b>							
Alcohol Abuse	2	0	0	0	0	1	1
Developmental Disorder	1	0	1	0	0	0	1
Mood Disorder	21	7	1	0	0	2	18
Non Alcohol/Drug Related Organic	1	0	0	0	0	0	1
Other Non-Psychotic	4	0	0	0	0	1	3
Other Psychotic	2	0	0	0	0	0	2
Schizophrenia	4	1	0	0	0	0	4
Social Conditions	6	0	1	5	0	0	0
Substance Related	5	0	5	0	0	0	0
<b>Other Indicators</b>							
Any Alcohol/Drug Problem	18	4	7	0	0	1	10
Custody of DOC	1	1	0	0	0	0	0
Dual Diagnosis	8	3	0	0	0	1	6
Homeless	6	0	4	2	0	0	0
Indigent	42	8	8	4	0	4	27
SMI (If ever)	20	6	0	0	0	3	17

Oklahoma Department of Mental Health and Substance Abuse Services  
**Counts of Admitted Clients Served by Funding Source for Each County of Residence During FY2000**  
**COUNTY OF RESIDENCE = BECKHAM**

	Total	Contract Source					
		Mental Health	Substance Abuse	Domestic Violence	Residential Care	Medicaid	Other
<b>Total</b>							
Unduplicated Count	528	235	171	64	0	137	9
<b>Agency Type</b>							
Community Mental Health Center	307	232	9	0	0	135	6
Domestic Violence and Sexual Assault	64	0	0	64	0	0	0
Hospital	12	6	0	0	0	3	3
Substance Abuse	164	0	164	0	0	0	0
<b>Sex</b>							
Female	244	117	30	49	0	87	3
Male	284	118	141	15	0	50	6
<b>Age</b>							
0-04	23	3	6	15	0	2	0
05-17	50	27	7	12	0	21	4
18-20	25	15	7	3	0	2	0
21-24	42	16	16	7	0	7	1
25-34	108	44	49	14	0	16	1
35-44	160	74	69	8	0	32	2
45-54	67	36	11	5	0	24	1
55-64	29	13	6	0	0	13	0
65-74	10	6	0	0	0	6	0
75-84	9	0	0	0	0	9	0
85+	5	1	0	0	0	5	0
<b>Race</b>							
White	442	204	142	45	0	121	7
Black	34	11	15	6	0	6	0
Native American	19	11	4	3	0	2	2
Hispanic	18	6	4	6	0	5	0
Asian	2	1	1	0	0	1	0
Two or More Races	15	4	5	4	0	2	0
<b>Presenting Problem/Diagnosis</b>							
Alcohol Abuse	56	16	40	0	0	0	1
Developmental Disorder	14	6	6	2	0	5	0
Mood Disorder	139	101	1	0	0	61	1
Non Alcohol/Drug Related Organic	2	0	0	0	0	2	0
Other Non-Psychotic	80	56	0	0	0	41	4
Other Psychotic	22	17	0	0	0	8	2
Personality Disorder	4	3	0	0	0	1	0
Schizophrenia	27	22	0	0	0	14	0
Social Conditions	73	5	8	60	0	4	0
Substance Related	132	14	118	0	0	1	1
Deferred/No Diagnosis	2	0	0	2	0	0	0
<b>Other Indicators</b>							
Any Alcohol/Drug Problem	247	83	163	1	0	20	3
Custody of DHS	21	14	6	1	0	13	0
Custody of DOC	66	4	61	0	0	1	0
Custody of OJA	3	2	0	0	0	3	0
Deaf and Hearing Impaired	6	3	1	1	0	2	0
Dual Diagnosis	36	32	2	0	0	8	1
Homeless	33	6	3	23	0	2	0
Indigent	508	227	166	59	0	135	7

Notes: The same client may be counted in more than one category, e.g., clients can receive services under more than one contract source, in more than one "County of Residence," or may have multiple "Other Indicators." Please see Definition page for other considerations.

Oklahoma Department of Mental Health and Substance Abuse Services  
**Counts of Admitted Clients Served by Funding Source for Each County of Residence During FY2000**  
**COUNTY OF RESIDENCE = BECKHAM**

	<b>Contract Source</b>						
	<b>Total</b>	<b>Mental Health</b>	<b>Substance Abuse</b>	<b>Domestic Violence</b>	<b>Residential Care</b>	<b>Medicaid</b>	<b>Other</b>
SED (6-17)	17	13	0	0	0	11	3
SMI (If ever)	203	139	22	6	0	84	4

Oklahoma Department of Mental Health and Substance Abuse Services  
**Counts of Admitted Clients Served by Funding Source for Each County of Residence During FY2000**

**COUNTY OF RESIDENCE = BLAINE**

	Total	Contract Source					
		Mental Health	Substance Abuse	Domestic Violence	Residential Care	Medicaid	Other
<b>Total</b>							
Unduplicated Count	257	157	46	29	0	40	22
<b>Agency Type</b>							
Community Mental Health Center	199	157	11	0	0	38	20
Domestic Violence and Sexual Assault	29	0	0	29	0	0	0
Hospital	5	1	0	0	0	2	2
Substance Abuse	36	0	36	0	0	0	0
<b>Sex</b>							
Female	126	73	13	20	0	25	8
Male	131	84	33	9	0	15	14
<b>Age</b>							
0-04	4	0	1	3	0	0	0
05-17	57	37	3	12	0	10	4
18-20	34	25	5	1	0	3	3
21-24	24	15	7	1	0	2	1
25-34	57	31	13	8	0	5	7
35-44	54	29	12	4	0	11	7
45-54	14	11	3	0	0	4	0
55-64	11	7	2	0	0	5	0
65-74	2	2	0	0	0	0	0
<b>Race</b>							
White	181	112	31	17	0	27	20
Black	9	4	2	0	0	5	0
Native American	46	26	12	10	0	3	2
Hispanic	9	6	0	1	0	3	0
Two or More Races	13	10	1	1	0	2	0
<b>Presenting Problem/Diagnosis</b>							
Alcohol Abuse	31	16	15	0	0	1	1
Developmental Disorder	21	9	9	0	0	3	5
Mood Disorder	53	35	0	0	0	13	10
Non Alcohol/Drug Related Organic	1	0	0	0	0	0	1
Other Non-Psychotic	81	71	1	0	0	15	2
Other Psychotic	10	10	0	0	0	2	0
Schizophrenia	8	6	0	0	0	5	0
Social Conditions	34	8	2	24	0	0	0
Substance Related	28	4	21	0	0	1	3
Deferred/No Diagnosis	5	0	0	5	0	0	0
<b>Other Indicators</b>							
Any Alcohol/Drug Problem	95	47	43	4	0	5	12
Custody of DHS	4	1	1	0	0	1	1
Custody of DOC	2	1	0	1	0	0	0
Custody of OJA	4	3	0	0	0	0	1
Dual Diagnosis	11	10	0	0	0	0	1
Homeless	12	3	6	4	0	0	0
Indigent	250	155	46	26	0	40	20
SED (6-17)	10	8	0	0	0	4	0
SMI (If ever)	93	65	13	2	0	24	8

Notes: The same client may be counted in more than one category, e.g., clients can receive services under more than one contract source, in more than one "County of Residence," or may have multiple "Other Indicators." Please see Definition page for other considerations.

Oklahoma Department of Mental Health and Substance Abuse Services  
**Counts of Admitted Clients Served by Funding Source for Each County of Residence During FY2000**  
**COUNTY OF RESIDENCE = BRYAN**

	Contract Source						
	Total	Mental Health	Substance Abuse	Domestic Violence	Residential Care	Medicaid	Other
<b>Total</b>							
Unduplicated Count	945	402	184	186	0	171	204
<b>Agency Type</b>							
Community Mental Health Center	631	393	48	0	0	165	175
Domestic Violence and Sexual Assault	186	0	0	186	0	0	1
Hospital	45	15	0	0	0	5	27
Other	2	2	0	0	0	0	0
Substance Abuse	145	0	144	0	0	1	1
<b>Sex</b>							
Female	540	204	84	155	0	107	92
Male	405	198	100	31	0	64	112
<b>Age</b>							
0-04	57	11	6	25	0	1	21
05-17	225	77	9	52	0	5	128
18-20	59	29	22	7	0	7	13
21-24	78	44	26	14	0	9	4
25-34	189	77	47	44	0	36	14
35-44	174	88	46	25	0	51	16
45-54	111	53	18	15	0	43	5
55-64	44	19	9	4	0	15	3
65-74	4	1	1	0	0	2	0
75-84	4	3	0	0	0	2	0
<b>Race</b>							
White	819	347	155	163	0	155	176
Black	17	9	1	2	0	1	7
Native American	85	30	22	20	0	14	12
Hispanic	7	4	2	0	0	0	1
Asian	1	1	0	0	0	0	1
Two or More Races	24	13	4	1	0	1	7
<b>Presenting Problem/Diagnosis</b>							
Alcohol Abuse	62	10	55	0	0	5	4
Developmental Disorder	60	26	0	0	0	4	43
Mood Disorder	224	155	12	0	0	69	42
Non Alcohol/Drug Related Organic	8	5	0	0	0	4	2
Other Non-Psychotic	206	129	4	0	0	38	83
Other Psychotic	52	30	5	0	0	23	11
Personality Disorder	1	1	0	0	0	0	0
Schizophrenia	38	17	0	0	0	22	7
Social Conditions	236	26	19	186	0	4	9
Substance Related	101	9	95	0	0	2	3
<b>Other Indicators</b>							
Any Alcohol/Drug Problem	252	87	167	0	0	29	29
Custody of DHS	12	2	5	2	0	0	5
Custody of DOC	34	1	33	0	0	0	0
Custody of OJA	2	0	1	0	0	0	1
Deaf and Hearing Impaired	2	0	0	1	0	0	1
Dual Diagnosis	30	17	7	0	0	7	13
Homeless	41	9	2	26	0	1	5
Indigent	922	391	177	178	0	171	202
SED (6-17)	37	20	0	0	0	1	28

Notes: The same client may be counted in more than one category, e.g., clients can receive services under more than one contract source, in more than one "County of Residence," or may have multiple "Other Indicators." Please see Definition page for other considerations.

Oklahoma Department of Mental Health and Substance Abuse Services  
**Counts of Admitted Clients Served by Funding Source for Each County of Residence During FY2000**  
**COUNTY OF RESIDENCE = BRYAN**

	<b>Contract Source</b>						
	<b>Total</b>	<b>Mental Health</b>	<b>Substance Abuse</b>	<b>Domestic Violence</b>	<b>Residential Care</b>	<b>Medicaid</b>	<b>Other</b>
SMI (If ever)	292	174	37	17	0	127	42

Oklahoma Department of Mental Health and Substance Abuse Services  
 Counts of Admitted Clients Served by Funding Source for Each County of Residence During FY2000

COUNTY OF RESIDENCE = CADDO

	Total	Contract Source					Medicaid	Other
		Mental Health	Substance Abuse	Domestic Violence	Residential Care			
<b>Total</b>								
Unduplicated Count	477	107	105	76	0	104	175	
<b>Agency Type</b>								
Community Mental Health Center	316	102	18	0	0	99	171	
Domestic Violence and Sexual Assault	76	0	0	76	0	0	0	
Hospital	15	7	0	0	0	5	4	
Substance Abuse	88	0	88	0	0	0	0	
<b>Sex</b>								
Female	249	50	30	68	0	69	89	
Male	228	57	75	8	0	35	86	
<b>Age</b>								
0-04	7	0	1	6	0	0	0	
05-17	50	2	8	9	0	29	7	
18-20	24	6	5	3	0	3	8	
21-24	49	8	15	11	0	9	15	
25-34	111	23	36	20	0	16	35	
35-44	136	42	24	21	0	21	55	
45-54	62	18	13	6	0	15	33	
55-64	20	4	2	0	0	4	15	
65-74	11	2	1	0	0	3	6	
75-84	5	1	0	0	0	3	1	
85+	2	1	0	0	0	1	0	
<b>Race</b>								
White	278	78	50	29	0	63	119	
Black	26	5	1	5	0	9	12	
Native American	152	24	44	36	0	26	41	
Hispanic	4	0	2	1	0	1	0	
Asian	1	0	0	0	0	1	1	
Two or More Races	17	0	8	5	0	4	2	
<b>Presenting Problem/Diagnosis</b>								
Alcohol Abuse	87	15	31	0	0	21	31	
Developmental Disorder	26	1	12	0	0	9	5	
Mood Disorder	103	38	0	0	0	33	58	
Non Alcohol/Drug Related Organic	2	0	0	0	0	0	2	
Other Non-Psychotic	54	20	1	0	0	17	26	
Other Psychotic	29	15	1	0	0	6	18	
Schizophrenia	29	9	1	0	0	11	20	
Social Conditions	87	1	8	76	0	2	0	
Substance Related	76	8	53	0	0	6	15	
<b>Other Indicators</b>								
Any Alcohol/Drug Problem	227	48	98	4	0	40	68	
Custody of DHS	18	1	0	0	0	16	4	
Custody of DOC	6	1	2	0	0	1	2	
Custody of OJA	1	0	0	0	0	1	0	
Deaf and Hearing Impaired	2	1	0	0	0	1	1	
Dual Diagnosis	23	12	2	0	0	4	9	
Homeless	11	2	4	4	0	0	1	
Indigent	459	106	104	73	0	103	163	
SED (6-17)	23	1	0	0	0	20	4	
SMI (If ever)	146	58	17	7	0	42	74	

Notes: The same client may be counted in more than one category, e.g., clients can receive services under more than one contract source, in more than one "County of Residence," or may have multiple "Other Indicators." Please see Definition page for other considerations.



Oklahoma Department of Mental Health and Substance Abuse Services  
**Counts of Admitted Clients Served by Funding Source for Each County of Residence During FY2000**  
**COUNTY OF RESIDENCE = CANADIAN**

	Total	Contract Source					
		Mental Health	Substance Abuse	Domestic Violence	Residential Care	Medicaid	Other
<b>Total</b>							
Unduplicated Count	967	572	133	123	28	182	66
<b>Agency Type</b>							
Community Mental Health Center	714	568	4	0	0	174	34
Domestic Violence and Sexual Assault	123	0	0	123	0	0	0
Hospital	46	12	0	0	0	8	29
Residential Care	28	0	0	0	28	0	0
Substance Abuse	131	0	129	0	0	0	5
<b>Sex</b>							
Female	537	321	49	87	11	115	30
Male	430	251	84	36	17	67	36
<b>Age</b>							
0-04	37	8	8	21	0	0	1
05-17	130	56	36	33	0	5	5
18-20	65	44	13	10	0	3	5
21-24	66	44	6	8	0	14	6
25-34	243	170	35	20	2	32	14
35-44	215	143	19	24	8	42	21
45-54	122	68	13	6	5	37	9
55-64	62	28	2	1	10	34	4
65-74	20	8	1	0	3	11	1
75-84	5	2	0	0	0	3	0
85+	2	1	0	0	0	1	0
<b>Race</b>							
White	806	494	98	94	24	156	58
Black	41	17	9	4	4	12	2
Native American	92	39	24	22	0	8	5
Hispanic	10	5	2	1	0	2	0
Asian	7	3	0	1	0	2	1
Two or More Races	23	15	1	5	0	2	0
<b>Presenting Problem/Diagnosis</b>							
Alcohol Abuse	40	17	18	1	0	5	4
Developmental Disorder	44	27	3	0	0	10	6
Mood Disorder	334	268	0	0	2	79	23
Non Alcohol/Drug Related Organic	8	6	0	0	0	2	1
Other Non-Psychotic	147	130	0	0	0	21	6
Other Psychotic	69	45	0	0	3	22	9
Schizophrenia	63	30	0	0	0	39	10
Social Conditions	208	40	23	121	22	3	1
Substance Related	119	30	90	0	0	1	7
Deferred/No Diagnosis	2	0	0	1	1	0	0
<b>Other Indicators</b>							
Any Alcohol/Drug Problem	273	132	110	12	0	27	31
Custody of DHS	14	1	12	0	0	1	0
Custody of DOC	13	9	1	3	0	0	0
Custody of OJA	5	2	1	0	0	2	0
Deaf and Hearing Impaired	2	1	0	0	0	1	0
Dual Diagnosis	41	27	2	0	0	11	9
Homeless	50	6	2	40	0	0	3
Indigent	918	561	118	99	28	181	61

Notes: The same client may be counted in more than one category, e.g., clients can receive services under more than one contract source, in more than one "County of Residence," or may have multiple "Other Indicators." Please see Definition page for other considerations.

Oklahoma Department of Mental Health and Substance Abuse Services  
**Counts of Admitted Clients Served by Funding Source for Each County of Residence During FY2000**  
**COUNTY OF RESIDENCE = CANADIAN**

	<b>Contract Source</b>						
	<b>Total</b>	<b>Mental Health</b>	<b>Substance Abuse</b>	<b>Domestic Violence</b>	<b>Residential Care</b>	<b>Medicaid</b>	<b>Other</b>
SED (6-17)	25	19	0	0	0	5	4
SMI (If ever)	486	333	20	12	27	156	45

Oklahoma Department of Mental Health and Substance Abuse Services  
**Counts of Admitted Clients Served by Funding Source for Each County of Residence During FY2000**

**COUNTY OF RESIDENCE = CARTER**

	Total	Contract Source					
		Mental Health	Substance Abuse	Domestic Violence	Residential Care	Medicaid	Other
<b>Total</b>							
Unduplicated Count	675	347	147	102	2	138	84
<b>Agency Type</b>							
Community Mental Health Center	495	334	82	0	0	130	60
Domestic Violence and Sexual Assault	102	0	0	102	0	0	0
Hospital	55	30	0	0	0	7	22
Other	2	2	0	0	0	0	0
Residential Care	2	0	0	0	2	0	0
Substance Abuse	71	0	69	0	0	1	2
<b>Sex</b>							
Female	345	166	45	77	0	89	30
Male	330	181	102	25	2	49	54
<b>Age</b>							
0-04	33	2	8	15	0	0	8
05-17	91	13	8	27	0	4	45
18-20	22	10	7	3	0	4	3
21-24	41	20	13	9	0	5	4
25-34	122	70	25	20	1	32	7
35-44	192	118	64	19	0	39	10
45-54	109	72	19	8	0	29	5
55-64	38	21	3	1	1	17	1
65-74	23	18	0	0	0	6	1
75-84	4	3	0	0	0	2	0
<b>Race</b>							
White	526	282	108	73	2	107	62
Black	81	36	24	6	0	20	11
Native American	41	18	10	9	0	9	5
Hispanic	4	2	1	1	0	1	0
Asian	5	0	0	4	0	0	1
Two or More Races	26	11	5	9	0	1	5
<b>Presenting Problem/Diagnosis</b>							
Alcohol Abuse	54	19	39	0	0	6	5
Developmental Disorder	29	9	0	0	0	2	18
Mood Disorder	208	161	16	0	0	55	19
Non Alcohol/Drug Related Organic	3	2	0	0	0	2	1
Other Non-Psychotic	86	50	4	0	0	23	23
Other Psychotic	71	47	3	0	2	23	7
Schizophrenia	53	41	7	0	0	20	3
Social Conditions	126	7	13	102	0	2	4
Substance Related	78	22	67	0	0	6	4
<b>Other Indicators</b>							
Any Alcohol/Drug Problem	238	127	134	5	0	47	22
Custody of DHS	6	0	5	0	0	0	1
Custody of DOC	7	1	5	1	0	0	0
Custody of OJA	2	1	0	0	0	1	0
Deaf and Hearing Impaired	2	1	0	0	0	1	0
Dual Diagnosis	58	46	17	0	0	20	4
Homeless	49	11	8	30	0	3	3
Indigent	646	334	141	95	2	136	79
SED (6-17)	8	4	0	0	0	3	3

Notes: The same client may be counted in more than one category, e.g., clients can receive services under more than one contract source, in more than one "County of Residence," or may have multiple "Other Indicators." Please see Definition page for other considerations.

Oklahoma Department of Mental Health and Substance Abuse Services  
 Counts of Admitted Clients Served by Funding Source for Each County of Residence During FY2000

**COUNTY OF RESIDENCE = CARTER**

	<b>Total</b>	<b>Contract Source</b>					
		<b>Mental Health</b>	<b>Substance Abuse</b>	<b>Domestic Violence</b>	<b>Residential Care</b>	<b>Medicaid</b>	<b>Other</b>
SMI (If ever)	333	252	47	12	2	103	25

Oklahoma Department of Mental Health and Substance Abuse Services  
**Counts of Admitted Clients Served by Funding Source for Each County of Residence During FY2000**

**COUNTY OF RESIDENCE = CHEROKEE**

	Total	Contract Source					
		Mental Health	Substance Abuse	Domestic Violence	Residential Care	Medicaid	Other
<b>Total</b>							
Unduplicated Count	947	158	128	205	112	257	409
<b>Agency Type</b>							
Community Mental Health Center	600	153	71	0	0	256	385
Domestic Violence and Sexual Assault	211	0	1	205	0	0	17
Hospital	16	7	0	0	0	0	10
Residential Care	112	0	0	0	112	0	0
Substance Abuse	61	0	60	1	0	1	0
<b>Sex</b>							
Female	538	82	48	156	46	160	225
Male	409	76	80	49	66	97	184
<b>Age</b>							
0-04	47	0	5	38	0	5	0
05-17	137	4	5	62	1	44	28
18-20	43	6	10	11	2	8	18
21-24	69	13	12	10	8	14	36
25-34	229	41	39	53	27	44	107
35-44	220	48	41	15	34	59	113
45-54	130	30	15	14	24	53	66
55-64	52	13	0	1	11	22	30
65-74	17	2	1	1	4	7	9
75-84	3	1	0	0	1	1	2
<b>Race</b>							
White	612	121	69	97	91	181	286
Black	20	1	1	1	7	7	5
Native American	243	32	49	58	12	60	101
Hispanic	9	1	2	1	0	2	7
Asian	2	1	0	1	0	0	1
Two or More Races	72	2	8	47	2	7	10
Unknown	1	0	0	0	0	0	1
<b>Presenting Problem/Diagnosis</b>							
Alcohol Abuse	53	2	27	0	0	8	29
Developmental Disorder	37	6	1	0	3	19	18
Mood Disorder	256	82	14	0	8	104	179
Non Alcohol/Drug Related Organic	5	1	0	0	0	4	2
Other Non-Psychotic	122	24	3	0	0	58	68
Other Psychotic	118	17	2	0	86	18	24
Personality Disorder	2	0	0	0	0	1	1
Schizophrenia	45	12	0	0	0	32	20
Social Conditions	240	2	10	204	14	2	23
Substance Related	109	15	74	0	0	11	47
Unknown/Other	1	0	0	0	1	0	0
Deferred/No Diagnosis	1	0	0	1	0	0	0
<b>Other Indicators</b>							
Any Alcohol/Drug Problem	263	43	111	12	1	57	141
Custody of DHS	31	1	3	3	0	17	8
Custody of DOC	25	4	9	0	2	4	15
Custody of OJA	2	0	0	1	0	1	0
Deaf and Hearing Impaired	2	0	1	0	0	0	2
Dual Diagnosis	53	14	13	0	0	19	38

Notes: The same client may be counted in more than one category, e.g., clients can receive services under more than one contract source, in more than one "County of Residence," or may have multiple "Other Indicators." Please see Definition page for other considerations.

Oklahoma Department of Mental Health and Substance Abuse Services  
 Counts of Admitted Clients Served by Funding Source for Each County of Residence During FY2000

**COUNTY OF RESIDENCE = CHEROKEE**

	<b>Total</b>	<b>Contract Source</b>					<b>Other</b>
		<b>Mental Health</b>	<b>Substance Abuse</b>	<b>Domestic Violence</b>	<b>Residential Care</b>	<b>Medicaid</b>	
Homeless	90	3	13	64	0	4	14
Indigent	912	154	125	198	111	252	383
SED (6-17)	43	3	0	0	0	28	15
SMI (If ever)	446	116	33	23	111	162	227

Oklahoma Department of Mental Health and Substance Abuse Services  
 Counts of Admitted Clients Served by Funding Source for Each County of Residence During FY2000

COUNTY OF RESIDENCE = CHOCTAW

	Total	Contract Source					
		Mental Health	Substance Abuse	Domestic Violence	Residential Care	Medicaid	Other
<b>Total</b>							
Unduplicated Count	360	67	130	71	2	63	83
<b>Agency Type</b>							
Community Mental Health Center	175	66	8	0	0	60	83
Domestic Violence and Sexual Assault	71	0	0	71	0	0	0
Hospital	5	4	0	0	0	1	0
Residential Care	2	0	0	0	2	0	0
Substance Abuse	128	0	127	0	0	2	0
<b>Sex</b>							
Female	184	36	47	50	0	38	44
Male	176	31	83	21	2	25	39
<b>Age</b>							
0-04	4	0	1	3	0	0	0
05-17	30	2	17	6	0	6	0
18-20	30	5	15	8	0	2	0
21-24	44	7	18	18	0	3	5
25-34	83	16	41	15	1	11	11
35-44	79	18	20	12	1	18	26
45-54	54	12	16	4	0	9	23
55-64	27	4	2	3	0	11	13
65-74	7	1	0	2	0	3	5
75-84	2	2	0	0	0	0	0
<b>Race</b>							
White	253	53	95	41	2	44	57
Black	61	12	15	14	0	10	19
Native American	44	2	19	15	0	9	7
Two or More Races	3	0	2	1	0	0	0
<b>Presenting Problem/Diagnosis</b>							
Alcohol Abuse	65	3	58	1	0	1	3
Developmental Disorder	13	0	2	7	1	3	1
Mood Disorder	84	43	0	1	1	19	35
Non Alcohol/Drug Related Organic	2	1	0	0	0	0	1
Other Non-Psychotic	19	6	4	0	0	9	6
Other Psychotic	26	7	0	0	0	14	15
Personality Disorder	1	0	0	0	0	0	1
Schizophrenia	29	3	0	0	0	16	20
Social Conditions	65	0	4	61	0	0	0
Substance Related	74	5	66	2	0	1	1
<b>Other Indicators</b>							
Any Alcohol/Drug Problem	162	20	122	8	0	10	19
Custody of DHS	3	0	2	0	0	1	0
Custody of DOC	27	1	26	0	0	0	0
Custody of OJA	2	0	1	0	0	1	0
Dual Diagnosis	27	13	1	0	0	6	13
Homeless	23	2	2	5	0	7	10
Indigent	349	67	126	66	2	63	80
SED (6-17)	5	1	0	0	0	4	0
SMI (If ever)	113	30	9	9	2	44	55

Notes: The same client may be counted in more than one category, e.g., clients can receive services under more than one contract source, in more than one "County of Residence," or may have multiple "Other Indicators." Please see Definition page for other considerations.

Oklahoma Department of Mental Health and Substance Abuse Services  
 Counts of Admitted Clients Served by Funding Source for Each County of Residence During FY2000

COUNTY OF RESIDENCE = CIMARRON

	Total	Contract Source					Other
		Mental Health	Substance Abuse	Domestic Violence	Residential Care	Medicaid	
<b>Total</b>							
Unduplicated Count	36	8	6	2	0	7	19
<b>Agency Type</b>							
Community Mental Health Center	28	8	0	0	0	6	19
Domestic Violence and Sexual Assault	2	0	0	2	0	0	0
Substance Abuse	6	0	6	0	0	1	0
<b>Sex</b>							
Female	21	4	2	1	0	6	13
Male	15	4	4	1	0	1	6
<b>Age</b>							
0-04	1	0	1	0	0	0	0
05-17	7	1	2	0	0	3	2
25-34	7	2	1	1	0	2	3
35-44	7	1	2	1	0	1	3
45-54	9	3	0	0	0	0	7
55-64	4	1	0	0	0	1	3
85+	1	0	0	0	0	0	1
<b>Race</b>							
White	34	7	6	2	0	6	19
Native American	1	1	0	0	0	0	0
Hispanic	1	0	0	0	0	1	0
<b>Presenting Problem/Diagnosis</b>							
Alcohol Abuse	2	1	1	0	0	0	0
Developmental Disorder	2	1	0	0	0	0	1
Mood Disorder	14	4	0	0	0	3	10
Other Non-Psychotic	5	1	0	0	0	1	4
Other Psychotic	2	1	0	0	0	1	1
Schizophrenia	4	0	0	0	0	1	3
Social Conditions	5	0	3	2	0	0	0
Substance Related	2	0	2	0	0	1	0
<b>Other Indicators</b>							
Any Alcohol/Drug Problem	13	2	3	0	0	3	7
Custody of DOC	2	0	2	0	0	0	0
Deaf and Hearing Impaired	1	1	0	0	0	0	0
Dual Diagnosis	5	1	0	0	0	1	4
Indigent	32	8	6	1	0	7	16
SED (6-17)	4	1	0	0	0	2	1
SMI (If ever)	10	2	0	0	0	2	8



Oklahoma Department of Mental Health and Substance Abuse Services  
**Counts of Admitted Clients Served by Funding Source for Each County of Residence During FY2000**  
**COUNTY OF RESIDENCE = CLEVELAND**

	Total	Contract Source					
		Mental Health	Substance Abuse	Domestic Violence	Residential Care	Medicaid	Other
<b>Total</b>							
Unduplicated Count	3,310	983	1,132	202	54	458	1,157
<b>Agency Type</b>							
Community Mental Health Center	1,485	651	6	0	0	416	816
Domestic Violence and Sexual Assault	207	0	0	202	0	0	18
Hospital	585	160	0	0	0	50	412
Other	236	236	0	0	0	0	0
Residential Care	54	0	0	0	54	0	0
Substance Abuse	1,135	0	1,129	0	0	1	11
<b>Sex</b>							
Female	1,575	507	365	178	23	243	617
Male	1,735	476	767	24	31	215	540
<b>Age</b>							
0-04	50	20	10	19	0	0	2
05-17	485	99	156	24	0	70	184
18-20	213	47	104	14	0	35	37
21-24	292	84	152	16	2	13	60
25-34	683	216	294	45	4	56	183
35-44	851	287	297	56	18	92	305
45-54	437	150	93	23	16	88	215
55-64	195	60	25	4	9	62	103
65-74	68	14	1	1	2	26	46
75-84	30	5	0	0	3	12	20
85+	6	1	0	0	0	4	2
<b>Race</b>							
White	2,773	850	896	159	50	385	1,017
Black	247	53	102	16	2	42	72
Native American	174	44	80	7	1	25	46
Hispanic	32	7	14	6	0	1	8
Asian	18	6	7	2	0	2	5
Two or More Races	90	25	36	12	1	3	15
<b>Presenting Problem/Diagnosis</b>							
Alcohol Abuse	329	32	267	0	0	4	46
Developmental Disorder	155	28	3	0	8	32	111
Mood Disorder	895	406	1	5	19	171	487
Non Alcohol/Drug Related Organic	13	3	0	0	0	3	9
Other Non-Psychotic	187	83	2	0	0	41	90
Other Psychotic	313	105	0	0	19	92	206
Personality Disorder	2	2	0	0	0	0	0
Schizophrenia	260	82	0	0	0	107	183
Social Conditions	586	241	135	197	2	2	30
Substance Related	791	28	731	0	2	8	39
Unknown/Other	2	1	0	0	0	0	1
Deferred/No Diagnosis	4	0	0	0	4	0	0
<b>Other Indicators</b>							
Any Alcohol/Drug Problem	1,554	278	995	1	5	110	377
Custody of DHS	46	2	16	0	1	24	7
Custody of DOC	254	12	237	1	0	1	5
Custody of OJA	24	0	2	0	0	22	1
Deaf and Hearing Impaired	25	5	0	1	0	6	17

Notes: The same client may be counted in more than one category, e.g., clients can receive services under more than one contract source, in more than one "County of Residence," or may have multiple "Other Indicators." Please see Definition page for other considerations.

Oklahoma Department of Mental Health and Substance Abuse Services  
**Counts of Admitted Clients Served by Funding Source for Each County of Residence During FY2000**  
**COUNTY OF RESIDENCE = CLEVELAND**

	<b>Contract Source</b>						
	<b>Total</b>	<b>Mental Health</b>	<b>Substance Abuse</b>	<b>Domestic Violence</b>	<b>Residential Care</b>	<b>Medicaid</b>	<b>Other</b>
Dual Diagnosis	293	117	15	0	0	64	167
Homeless	166	49	42	44	0	6	46
Indigent	3,132	929	1,083	179	53	451	1,089
SED (6-17)	149	19	0	0	0	51	102
SMI (If ever)	1,387	527	166	30	53	350	791

Oklahoma Department of Mental Health and Substance Abuse Services  
**Counts of Admitted Clients Served by Funding Source for Each County of Residence During FY2000**

**COUNTY OF RESIDENCE = COAL**

	Total	Contract Source					
		Mental Health	Substance Abuse	Domestic Violence	Residential Care	Medicaid	Other
<b>Total</b>							
Unduplicated Count	154	28	66	18	2	46	25
<b>Agency Type</b>							
Community Mental Health Center	54	28	1	0	0	15	25
Domestic Violence and Sexual Assault	17	0	0	17	0	0	0
Residential Care	2	0	0	0	2	0	0
Substance Abuse	87	0	65	1	0	31	0
<b>Sex</b>							
Female	75	19	21	9	0	29	13
Male	79	9	45	9	2	17	12
<b>Age</b>							
0-04	1	0	0	0	0	0	1
05-17	23	3	2	0	0	18	2
18-20	7	0	5	1	0	2	0
21-24	18	3	10	5	0	2	2
25-34	35	5	17	7	0	9	5
35-44	37	6	22	3	1	6	6
45-54	23	7	9	2	1	6	4
55-64	7	3	1	0	0	3	3
65-74	1	0	0	0	0	0	1
75-84	2	1	0	0	0	0	1
<b>Race</b>							
White	125	24	49	17	2	37	23
Black	1	1	0	0	0	0	0
Native American	20	3	12	1	0	5	2
Hispanic	1	0	1	0	0	0	0
Two or More Races	8	0	5	0	0	4	0
<b>Presenting Problem/Diagnosis</b>							
Alcohol Abuse	37	2	33	0	0	4	2
Developmental Disorder	5	0	0	0	0	3	2
Mood Disorder	26	11	2	1	0	13	6
Non Alcohol/Drug Related Organic	1	0	0	0	0	1	1
Other Non-Psychotic	22	8	1	0	0	13	3
Other Psychotic	8	3	0	0	1	3	3
Schizophrenia	9	4	1	0	0	3	6
Social Conditions	27	0	8	17	1	2	0
Substance Related	25	1	22	0	0	5	2
<b>Other Indicators</b>							
Any Alcohol/Drug Problem	72	8	58	0	0	13	8
Custody of DHS	1	1	0	0	0	0	0
Dual Diagnosis	6	5	1	0	0	1	3
Homeless	6	1	0	1	0	3	2
Indigent	150	28	63	17	2	46	25
SED (6-17)	1	1	0	0	0	0	0
SMI (If ever)	35	17	6	2	2	10	10

Notes: The same client may be counted in more than one category, e.g., clients can receive services under more than one contract source, in more than one "County of Residence," or may have multiple "Other Indicators." Please see Definition page for other considerations.

Oklahoma Department of Mental Health and Substance Abuse Services  
 Counts of Admitted Clients Served by Funding Source for Each County of Residence During FY2000

COUNTY OF RESIDENCE = COMANCHE

	Total	Contract Source					Medicaid	Other
		Mental Health	Substance Abuse	Domestic Violence	Residential Care			
<b>Total</b>								
Unduplicated Count	2,307	331	224	312	49	344	1,522	
<b>Agency Type</b>								
Community Mental Health Center	1,849	300	14	0	0	338	1,513	
Domestic Violence and Sexual Assault	312	0	0	312	0	0	2	
Hospital	25	13	0	0	0	6	7	
Residential Care	62	22	0	0	49	0	0	
Substance Abuse	215	0	212	0	0	0	3	
<b>Sex</b>								
Female	1,265	155	64	258	26	207	835	
Male	1,042	176	160	54	23	137	687	
<b>Age</b>								
0-04	96	0	3	57	0	16	23	
05-17	430	4	5	63	0	114	288	
18-20	127	20	11	15	0	9	86	
21-24	203	37	21	24	1	16	139	
25-34	491	99	56	60	5	48	344	
35-44	533	95	80	57	12	59	352	
45-54	296	61	37	26	16	55	197	
55-64	89	13	9	5	10	19	64	
65-74	36	2	2	4	5	7	25	
75-84	5	0	0	1	0	0	4	
85+	1	0	0	0	0	1	0	
<b>Race</b>								
White	1,425	246	135	143	35	199	979	
Black	554	45	44	87	9	94	373	
Native American	171	21	38	38	4	25	80	
Hispanic	92	8	7	37	0	11	39	
Asian	34	6	0	4	0	3	26	
Two or More Races	44	5	3	3	1	12	26	
<b>Presenting Problem/Diagnosis</b>								
Alcohol Abuse	327	46	95	1	0	25	208	
Developmental Disorder	165	7	9	1	13	38	117	
Mood Disorder	511	113	2	1	3	62	416	
Non Alcohol/Drug Related Organic	8	1	0	0	0	2	6	
Other Non-Psychotic	367	34	0	0	0	90	274	
Other Psychotic	139	27	0	0	5	40	114	
Schizophrenia	171	25	0	0	0	61	154	
Social Conditions	356	12	4	308	22	2	15	
Substance Related	377	64	126	0	1	24	219	
Unknown/Other	1	0	0	0	1	0	0	
Deferred/No Diagnosis	8	4	0	1	4	0	0	
<b>Other Indicators</b>								
Any Alcohol/Drug Problem	852	151	220	35	2	75	542	
Custody of DHS	69	0	0	0	0	54	17	
Custody of DOC	44	5	27	1	1	3	9	
Custody of OJA	21	1	2	0	0	15	7	
Deaf and Hearing Impaired	6	1	0	0	0	0	6	
Dual Diagnosis	71	27	3	0	0	19	53	
Homeless	78	5	46	5	1	5	19	

Notes: The same client may be counted in more than one category, e.g., clients can receive services under more than one contract source, in more than one "County of Residence," or may have multiple "Other Indicators." Please see Definition page for other considerations.

Oklahoma Department of Mental Health and Substance Abuse Services  
 Counts of Admitted Clients Served by Funding Source for Each County of Residence During FY2000

**COUNTY OF RESIDENCE = COMANCHE**

	<b>Total</b>	<b>Contract Source</b>					<b>Other</b>
		<b>Mental Health</b>	<b>Substance Abuse</b>	<b>Domestic Violence</b>	<b>Residential Care</b>	<b>Medicaid</b>	
Indigent	2,125	325	213	278	48	336	1,387
SED (6-17)	206	3	0	0	0	72	152
SMI (If ever)	581	143	28	18	48	146	455

Oklahoma Department of Mental Health and Substance Abuse Services  
 Counts of Admitted Clients Served by Funding Source for Each County of Residence During FY2000

COUNTY OF RESIDENCE = COTTON

	Total	Contract Source					
		Mental Health	Substance Abuse	Domestic Violence	Residential Care	Medicaid	Other
<b>Total</b>							
Unduplicated Count	59	16	16	2	1	12	23
<b>Agency Type</b>							
Community Mental Health Center	42	16	1	0	0	11	23
Domestic Violence and Sexual Assault	2	0	0	2	0	0	0
Hospital	2	1	0	0	0	1	1
Residential Care	1	0	0	0	1	0	0
Substance Abuse	15	0	15	0	0	0	0
<b>Sex</b>							
Female	32	9	7	2	0	6	15
Male	27	7	9	0	1	6	8
<b>Age</b>							
05-17	10	3	1	0	0	5	2
18-20	7	1	3	1	0	2	2
21-24	4	2	3	0	0	0	1
25-34	16	2	5	0	0	3	8
35-44	11	5	3	0	0	1	4
45-54	8	3	1	1	0	1	4
55-64	2	0	0	0	0	0	2
75-84	1	0	0	0	1	0	0
<b>Race</b>							
White	50	14	10	2	1	11	21
Black	1	0	1	0	0	0	0
Native American	6	1	4	0	0	1	1
Hispanic	1	1	0	0	0	0	1
Two or More Races	1	0	1	0	0	0	0
<b>Presenting Problem/Diagnosis</b>							
Alcohol Abuse	7	2	4	0	0	0	3
Developmental Disorder	4	1	1	0	0	2	1
Mood Disorder	18	5	0	0	0	4	10
Non Alcohol/Drug Related Organic	1	0	0	0	0	1	0
Other Non-Psychotic	3	2	0	0	0	0	2
Other Psychotic	4	2	0	0	0	1	3
Personality Disorder	1	0	0	0	0	1	0
Schizophrenia	1	1	0	0	0	0	0
Social Conditions	2	0	0	2	0	0	0
Substance Related	20	4	11	0	0	3	5
Deferred/No Diagnosis	1	0	0	0	1	0	0
<b>Other Indicators</b>							
Any Alcohol/Drug Problem	32	7	16	1	0	4	12
Custody of DOC	3	0	3	0	0	0	0
Custody of OJA	1	0	1	0	0	0	0
Dual Diagnosis	3	1	0	0	0	0	3
Homeless	1	0	1	0	0	0	0
Indigent	51	13	15	1	1	12	19
SED (6-17)	7	3	0	0	0	3	2
SMI (If ever)	13	5	1	0	1	2	7

Notes: The same client may be counted in more than one category, e.g., clients can receive services under more than one contract source, in more than one "County of Residence," or may have multiple "Other Indicators." Please see Definition page for other considerations.

Oklahoma Department of Mental Health and Substance Abuse Services  
**Counts of Admitted Clients Served by Funding Source for Each County of Residence During FY2000**  
**COUNTY OF RESIDENCE = CRAIG**

	Total	Contract Source					
		Mental Health	Substance Abuse	Domestic Violence	Residential Care	Medicaid	Other
<b>Total</b>							
Unduplicated Count	542	212	102	20	195	218	37
<b>Agency Type</b>							
Community Mental Health Center	365	195	3	0	0	217	4
Domestic Violence and Sexual Assault	21	0	1	20	0	0	0
Hospital	63	31	0	0	0	1	34
Residential Care	195	0	0	0	195	0	0
Substance Abuse	99	0	99	0	0	0	0
<b>Sex</b>							
Female	207	72	33	14	66	92	15
Male	335	140	69	6	129	126	22
<b>Age</b>							
0-04	3	0	0	3	0	0	0
05-17	30	6	19	5	0	0	0
18-20	16	6	8	0	1	2	0
21-24	38	16	14	4	1	12	2
25-34	95	36	30	1	23	38	5
35-44	142	62	23	7	49	54	10
45-54	113	51	7	0	52	51	13
55-64	64	21	1	0	41	38	4
65-74	27	9	0	0	18	15	2
75-84	13	5	0	0	10	7	1
85+	1	0	0	0	0	1	0
<b>Race</b>							
White	441	173	74	16	154	184	29
Black	48	16	5	2	21	14	4
Native American	56	14	18	1	13	14	4
Hispanic	3	2	1	0	0	0	0
Asian	2	1	0	0	2	1	0
Two or More Races	26	10	6	1	5	5	1
<b>Presenting Problem/Diagnosis</b>							
Alcohol Abuse	28	4	22	0	3	0	0
Developmental Disorder	32	5	0	0	25	2	0
Mood Disorder	139	68	2	0	52	43	6
Non Alcohol/Drug Related Organic	5	1	0	0	0	3	2
Other Non-Psychotic	16	10	0	0	0	6	1
Other Psychotic	126	33	0	0	66	34	12
Personality Disorder	1	1	0	0	0	0	0
Schizophrenia	204	91	0	0	0	129	13
Social Conditions	42	0	1	20	21	0	0
Substance Related	84	4	79	0	1	1	2
Unknown/Other	10	0	0	0	9	0	1
Deferred/No Diagnosis	21	0	0	0	21	0	0
<b>Other Indicators</b>							
Any Alcohol/Drug Problem	207	66	102	0	16	36	18
Custody of DHS	2	2	0	0	0	0	0
Custody of DOC	9	0	9	0	0	0	0
Custody of OJA	1	1	0	0	0	0	0
Deaf and Hearing Impaired	6	1	0	0	1	4	0
Dual Diagnosis	69	45	0	0	0	27	11

Notes: The same client may be counted in more than one category, e.g., clients can receive services under more than one contract source, in more than one "County of Residence," or may have multiple "Other Indicators." Please see Definition page for other considerations.

Oklahoma Department of Mental Health and Substance Abuse Services  
**Counts of Admitted Clients Served by Funding Source for Each County of Residence During FY2000**  
**COUNTY OF RESIDENCE = CRAIG**

	<b>Contract Source</b>						
	<b>Total</b>	<b>Mental Health</b>	<b>Substance Abuse</b>	<b>Domestic Violence</b>	<b>Residential Care</b>	<b>Medicaid</b>	<b>Other</b>
Homeless	37	9	4	10	13	2	1
Indigent	530	205	99	19	191	216	33
SED (6-17)	5	5	0	0	0	0	0
SMI (If ever)	418	191	17	3	195	217	35



Oklahoma Department of Mental Health and Substance Abuse Services  
**Counts of Admitted Clients Served by Funding Source for Each County of Residence During FY2000**  
**COUNTY OF RESIDENCE = CREEK**

	Total	Contract Source					
		Mental Health	Substance Abuse	Domestic Violence	Residential Care	Medicaid	Other
<b>Total</b>							
Unduplicated Count	732	231	312	77	10	143	44
<b>Agency Type</b>							
Community Mental Health Center	333	208	29	0	0	140	2
Domestic Violence and Sexual Assault	85	0	3	77	0	0	11
Hospital	61	37	0	0	0	3	31
Residential Care	10	0	0	0	10	0	0
Substance Abuse	284	0	284	0	0	0	0
<b>Sex</b>							
Female	328	109	88	67	6	78	9
Male	404	122	224	10	4	65	35
<b>Age</b>							
0-04	6	0	0	6	0	0	0
05-17	37	12	13	12	0	0	0
18-20	55	17	32	6	0	6	5
21-24	67	17	39	7	1	8	5
25-34	183	55	93	18	3	27	11
35-44	209	62	101	21	2	31	12
45-54	108	41	28	5	4	39	7
55-64	47	22	2	2	0	21	3
65-74	14	3	3	0	0	8	1
75-84	5	2	1	0	0	2	0
85+	1	0	0	0	0	1	0
<b>Race</b>							
White	618	200	261	55	9	125	38
Black	35	14	11	2	0	9	3
Native American	60	14	29	15	0	6	1
Hispanic	6	1	2	4	0	0	0
Asian	1	0	0	0	0	1	0
Two or More Races	25	4	15	1	1	2	2
<b>Presenting Problem/Diagnosis</b>							
Alcohol Abuse	123	3	120	0	0	0	1
Developmental Disorder	13	10	0	0	1	4	0
Mood Disorder	185	127	18	0	1	57	16
Non Alcohol/Drug Related Organic	9	4	0	0	0	5	0
Other Non-Psychotic	37	22	3	0	0	13	2
Other Psychotic	66	37	4	0	8	20	6
Personality Disorder	6	5	1	0	0	2	0
Schizophrenia	66	28	0	0	0	42	6
Social Conditions	93	3	9	77	0	0	11
Substance Related	168	1	165	0	0	2	2
Unknown/Other	1	0	0	0	0	0	1
<b>Other Indicators</b>							
Any Alcohol/Drug Problem	377	67	306	2	0	24	24
Custody of DHS	2	0	0	1	0	1	0
Custody of DOC	21	2	18	0	0	0	1
Deaf and Hearing Impaired	3	0	1	0	0	2	0
Dual Diagnosis	56	34	21	0	0	15	10
Homeless	21	3	6	10	0	4	0
Indigent	687	225	290	60	10	141	40

Notes: The same client may be counted in more than one category, e.g., clients can receive services under more than one contract source, in more than one "County of Residence," or may have multiple "Other Indicators." Please see Definition page for other considerations.

Oklahoma Department of Mental Health and Substance Abuse Services  
**Counts of Admitted Clients Served by Funding Source for Each County of Residence During FY2000**  
**COUNTY OF RESIDENCE = CREEK**

	<b>Contract Source</b>						
	<b>Total</b>	<b>Mental Health</b>	<b>Substance Abuse</b>	<b>Domestic Violence</b>	<b>Residential Care</b>	<b>Medicaid</b>	<b>Other</b>
SED (6-17)	9	9	0	0	0	0	0
SMI (If ever)	357	189	68	2	10	136	28

Oklahoma Department of Mental Health and Substance Abuse Services  
**Counts of Admitted Clients Served by Funding Source for Each County of Residence During FY2000**  
**COUNTY OF RESIDENCE = CUSTER**

	Total	Contract Source					
		Mental Health	Substance Abuse	Domestic Violence	Residential Care	Medicaid	Other
<b>Total</b>							
Unduplicated Count	515	277	91	134	1	121	25
<b>Agency Type</b>							
Community Mental Health Center	339	273	45	0	0	119	16
Domestic Violence and Sexual Assault	135	0	0	134	0	0	1
Hospital	11	3	0	0	0	2	7
Other	2	2	0	0	0	0	0
Residential Care	1	0	0	0	1	0	0
Substance Abuse	54	0	53	0	0	1	1
<b>Sex</b>							
Female	281	161	24	85	1	74	11
Male	234	116	67	49	0	47	14
<b>Age</b>							
0-04	28	5	1	22	0	4	0
05-17	53	14	2	34	0	8	3
18-20	26	15	4	8	0	2	1
21-24	53	26	10	15	0	9	1
25-34	128	68	35	23	0	32	8
35-44	108	65	24	22	1	32	8
45-54	76	53	10	9	0	21	2
55-64	35	27	3	1	0	10	1
65-74	8	4	2	0	0	3	1
<b>Race</b>							
White	387	222	64	89	1	90	19
Black	24	15	7	3	0	10	1
Native American	51	21	12	15	0	16	4
Hispanic	33	14	8	12	0	3	1
Two or More Races	24	8	0	15	0	2	0
<b>Presenting Problem/Diagnosis</b>							
Alcohol Abuse	36	19	22	0	0	4	1
Developmental Disorder	26	8	13	2	0	3	4
Mood Disorder	129	114	7	0	1	40	12
Non Alcohol/Drug Related Organic	1	0	0	0	0	1	0
Other Non-Psychotic	78	64	5	0	0	30	0
Other Psychotic	31	27	0	0	0	14	4
Personality Disorder	4	2	0	0	0	2	0
Schizophrenia	31	22	0	0	0	19	2
Social Conditions	131	8	2	120	0	0	1
Substance Related	62	17	48	0	0	8	1
Deferred/No Diagnosis	12	0	0	12	0	0	0
<b>Other Indicators</b>							
Any Alcohol/Drug Problem	166	89	90	1	0	29	15
Custody of DHS	5	4	0	1	0	3	0
Custody of DOC	8	6	2	1	0	0	0
Custody of OJA	1	0	0	0	0	1	0
Deaf and Hearing Impaired	4	3	0	1	0	1	0
Dual Diagnosis	31	29	4	0	0	13	5
Homeless	76	5	8	60	0	0	3
Indigent	500	270	89	129	1	120	22
SED (6-17)	8	5	1	0	0	5	3

Notes: The same client may be counted in more than one category, e.g., clients can receive services under more than one contract source, in more than one "County of Residence," or may have multiple "Other Indicators." Please see Definition page for other considerations.

Oklahoma Department of Mental Health and Substance Abuse Services  
**Counts of Admitted Clients Served by Funding Source for Each County of Residence During FY2000**  
**COUNTY OF RESIDENCE = CUSTER**

	<b>Contract Source</b>						
	<b>Total</b>	<b>Mental Health</b>	<b>Substance Abuse</b>	<b>Domestic Violence</b>	<b>Residential Care</b>	<b>Medicaid</b>	<b>Other</b>
SMI (If ever)	227	177	30	7	1	91	13

Oklahoma Department of Mental Health and Substance Abuse Services  
 Counts of Admitted Clients Served by Funding Source for Each County of Residence During FY2000

COUNTY OF RESIDENCE = DELAWARE

	Total	Contract Source					
		Mental Health	Substance Abuse	Domestic Violence	Residential Care	Medicaid	Other
<b>Total</b>							
Unduplicated Count	394	136	146	47	12	86	17
<b>Agency Type</b>							
Community Mental Health Center	201	132	7	0	0	86	7
Domestic Violence and Sexual Assault	47	0	0	47	0	0	0
Hospital	18	8	0	0	0	0	11
Residential Care	12	0	0	0	12	0	0
Substance Abuse	139	0	139	0	0	0	0
<b>Sex</b>							
Female	186	67	38	37	0	71	6
Male	208	69	108	10	12	15	11
<b>Age</b>							
0-04	14	1	0	13	0	0	0
05-17	59	36	16	5	0	3	0
18-20	24	9	13	2	0	1	2
21-24	26	8	12	2	0	9	1
25-34	89	26	45	14	0	13	4
35-44	106	34	40	9	3	30	4
45-54	48	8	16	2	6	20	6
55-64	18	10	2	0	2	7	0
65-74	6	3	2	0	0	1	0
75-84	4	1	0	0	1	2	0
<b>Race</b>							
White	294	103	90	40	11	76	12
Black	1	0	0	0	1	0	0
Native American	86	23	51	5	0	8	5
Hispanic	1	0	1	0	0	0	0
Asian	1	0	1	0	0	0	0
Two or More Races	16	10	3	2	0	2	0
<b>Presenting Problem/Diagnosis</b>							
Alcohol Abuse	74	0	73	0	1	0	0
Developmental Disorder	12	11	0	0	1	0	0
Mood Disorder	102	68	2	0	4	44	8
Non Alcohol/Drug Related Organic	2	2	0	0	0	0	0
Other Non-Psychotic	57	33	0	0	0	29	2
Other Psychotic	19	15	0	0	0	6	3
Personality Disorder	1	0	0	0	0	1	0
Schizophrenia	11	4	0	0	0	6	1
Social Conditions	55	2	0	47	6	0	0
Substance Related	80	3	73	0	0	0	4
<b>Other Indicators</b>							
Any Alcohol/Drug Problem	186	32	145	1	1	13	8
Custody of DHS	8	7	0	0	0	2	0
Custody of DOC	17	1	17	0	0	1	1
Custody of OJA	5	0	4	0	0	1	0
Deaf and Hearing Impaired	3	1	0	1	0	0	1
Dual Diagnosis	17	15	0	0	0	6	2
Homeless	34	1	4	28	0	0	1
Indigent	384	136	140	44	12	86	16
SED (6-17)	23	22	0	0	0	1	0

Notes: The same client may be counted in more than one category, e.g., clients can receive services under more than one contract source, in more than one "County of Residence," or may have multiple "Other Indicators." Please see Definition page for other considerations.

Oklahoma Department of Mental Health and Substance Abuse Services  
 Counts of Admitted Clients Served by Funding Source for Each County of Residence During FY2000

**COUNTY OF RESIDENCE = DELAWARE**

	<b>Total</b>	<b>Contract Source</b>					<b>Other</b>
		<b>Mental Health</b>	<b>Substance Abuse</b>	<b>Domestic Violence</b>	<b>Residential Care</b>	<b>Medicaid</b>	
SMI (If ever)	167	77	23	8	12	75	10

Oklahoma Department of Mental Health and Substance Abuse Services  
 Counts of Admitted Clients Served by Funding Source for Each County of Residence During FY2000

COUNTY OF RESIDENCE = DEWEY

	Contract Source						
	Total	Mental Health	Substance Abuse	Domestic Violence	Residential Care	Medicaid	Other
<b>Total</b>							
Unduplicated Count	87	33	16	14	2	9	33
<b>Agency Type</b>							
Community Mental Health Center	63	32	9	0	0	9	33
Domestic Violence and Sexual Assault	14	0	0	14	0	0	0
Hospital	1	1	0	0	0	0	0
Residential Care	2	0	0	0	2	0	0
Substance Abuse	7	0	7	0	0	0	0
<b>Sex</b>							
Female	49	14	5	10	1	7	22
Male	38	19	11	4	1	2	11
<b>Age</b>							
05-17	9	0	0	4	0	1	4
18-20	3	2	0	0	0	0	1
21-24	7	4	4	0	0	0	3
25-34	16	5	5	3	0	1	4
35-44	29	12	4	4	0	4	13
45-54	8	4	1	2	0	2	1
55-64	9	3	1	1	1	1	5
65-74	4	3	1	0	1	0	0
75-84	2	0	0	0	0	0	2
<b>Race</b>							
White	79	29	15	11	2	9	33
Black	1	1	0	0	0	0	0
Native American	4	3	1	0	0	0	0
Hispanic	1	0	0	1	0	0	0
Two or More Races	2	0	0	2	0	0	0
<b>Presenting Problem/Diagnosis</b>							
Alcohol Abuse	13	6	5	1	0	0	5
Developmental Disorder	6	1	2	0	0	0	3
Mood Disorder	27	14	3	0	1	3	14
Non Alcohol/Drug Related Organic	1	0	0	0	0	0	1
Other Non-Psychotic	5	1	0	0	0	0	4
Other Psychotic	6	6	0	0	0	1	1
Schizophrenia	6	3	0	0	0	3	1
Social Conditions	16	0	0	13	1	2	1
Substance Related	9	3	6	0	0	0	3
<b>Other Indicators</b>							
Any Alcohol/Drug Problem	36	16	16	1	0	0	15
Deaf and Hearing Impaired	1	1	0	0	0	0	0
Dual Diagnosis	5	4	2	0	0	0	3
Homeless	4	2	1	0	0	0	1
Indigent	83	33	16	12	2	9	31
SMI (If ever)	37	19	5	3	2	7	11

Notes: The same client may be counted in more than one category, e.g., clients can receive services under more than one contract source, in more than one "County of Residence," or may have multiple "Other Indicators." Please see Definition page for other considerations.

Oklahoma Department of Mental Health and Substance Abuse Services  
 Counts of Admitted Clients Served by Funding Source for Each County of Residence During FY2000

COUNTY OF RESIDENCE = ELLIS

	Total	Contract Source					Other
		Mental Health	Substance Abuse	Domestic Violence	Residential Care	Medicaid	
<b>Total</b>							
Unduplicated Count	86	21	9	6	0	8	62
<b>Agency Type</b>							
Community Mental Health Center	73	19	4	0	0	8	62
Domestic Violence and Sexual Assault	6	0	0	6	0	0	0
Hospital	2	2	0	0	0	0	0
Substance Abuse	5	0	5	0	0	0	0
<b>Sex</b>							
Female	46	9	3	6	0	6	31
Male	40	12	6	0	0	2	31
<b>Age</b>							
0-04	2	0	1	0	0	0	1
05-17	7	0	0	1	0	1	6
18-20	7	0	2	0	0	2	5
21-24	9	4	0	0	0	1	5
25-34	19	5	2	3	0	1	13
35-44	16	3	3	1	0	0	12
45-54	17	8	0	1	0	2	13
55-64	5	1	0	0	0	0	5
65-74	1	0	1	0	0	0	0
75-84	2	0	0	0	0	0	2
85+	1	0	0	0	0	1	0
<b>Race</b>							
White	83	20	8	6	0	8	61
Native American	1	1	0	0	0	0	0
Hispanic	1	0	1	0	0	0	0
Two or More Races	1	0	0	0	0	0	1
<b>Presenting Problem/Diagnosis</b>							
Alcohol Abuse	13	6	2	0	0	0	10
Developmental Disorder	8	1	3	0	0	1	6
Mood Disorder	30	10	0	0	0	4	24
Non Alcohol/Drug Related Organic	2	0	0	0	0	0	2
Other Non-Psychotic	9	0	0	0	0	1	8
Other Psychotic	3	1	0	0	0	0	3
Personality Disorder	1	1	0	0	0	0	0
Schizophrenia	2	1	0	0	0	1	1
Social Conditions	13	0	1	6	0	1	6
Substance Related	5	1	3	0	0	0	2
<b>Other Indicators</b>							
Any Alcohol/Drug Problem	35	13	8	0	0	1	24
Custody of DOC	1	0	0	0	0	0	1
Deaf and Hearing Impaired	1	0	0	0	0	0	1
Dual Diagnosis	7	6	0	0	0	0	5
Homeless	4	0	2	2	0	0	0
Indigent	79	21	8	5	0	8	57
SED (6-17)	1	0	0	0	0	1	1
SMI (If ever)	25	14	0	1	0	4	15

Notes: The same client may be counted in more than one category, e.g., clients can receive services under more than one contract source, in more than one "County of Residence," or may have multiple "Other Indicators." Please see Definition page for other considerations.



Oklahoma Department of Mental Health and Substance Abuse Services  
**Counts of Admitted Clients Served by Funding Source for Each County of Residence During FY2000**

**COUNTY OF RESIDENCE = GARFIELD**

	Total	Contract Source					
		Mental Health	Substance Abuse	Domestic Violence	Residential Care	Medicaid	Other
<b>Total</b>							
Unduplicated Count	892	459	116	253	2	118	79
<b>Agency Type</b>							
Community Mental Health Center	584	454	40	0	0	117	74
Domestic Violence and Sexual Assault	253	0	3	253	0	0	0
Hospital	11	5	0	0	0	1	5
Other	1	1	0	0	0	0	0
Residential Care	2	0	0	0	2	0	0
Substance Abuse	80	0	80	0	0	0	0
<b>Sex</b>							
Female	505	266	38	173	0	71	27
Male	387	193	78	80	2	47	52
<b>Age</b>							
0-04	37	0	4	34	0	0	0
05-17	86	34	8	43	0	4	1
18-20	53	27	2	19	0	11	1
21-24	92	42	8	36	0	12	5
25-34	210	107	39	57	0	25	18
35-44	227	128	37	43	1	32	32
45-54	116	73	12	15	0	16	13
55-64	62	41	5	6	0	18	7
65-74	6	5	0	0	1	0	1
75-84	3	2	1	0	0	0	1
<b>Race</b>							
White	752	405	91	197	1	105	66
Black	64	27	16	18	1	7	9
Native American	28	8	5	14	0	2	1
Hispanic	25	4	2	18	0	0	2
Asian	2	1	0	1	0	0	0
Two or More Races	24	15	3	5	0	4	1
<b>Presenting Problem/Diagnosis</b>							
Alcohol Abuse	46	15	25	4	0	2	9
Developmental Disorder	49	18	20	1	0	5	9
Mood Disorder	255	206	2	1	0	45	32
Non Alcohol/Drug Related Organic	3	3	0	0	0	1	0
Other Non-Psychotic	102	85	2	0	0	15	9
Other Psychotic	43	32	0	0	2	15	9
Personality Disorder	23	19	3	0	0	4	0
Schizophrenia	66	47	0	0	0	26	9
Social Conditions	258	23	8	230	0	2	1
Substance Related	88	21	65	6	0	3	1
Deferred/No Diagnosis	11	0	0	11	0	0	0
<b>Other Indicators</b>							
Any Alcohol/Drug Problem	333	162	108	56	0	24	40
Custody of DHS	9	2	2	4	0	2	0
Custody of DOC	17	5	14	1	0	1	0
Custody of OJA	1	0	1	0	0	0	0
Deaf and Hearing Impaired	3	3	0	0	0	0	1
Dual Diagnosis	64	47	3	0	0	8	13
Homeless	116	18	9	88	0	4	2

Notes: The same client may be counted in more than one category, e.g., clients can receive services under more than one contract source, in more than one "County of Residence," or may have multiple "Other Indicators." Please see Definition page for other considerations.

Oklahoma Department of Mental Health and Substance Abuse Services  
 Counts of Admitted Clients Served by Funding Source for Each County of Residence During FY2000

**COUNTY OF RESIDENCE = GARFIELD**

	<b>Contract Source</b>						
	<b>Total</b>	<b>Mental Health</b>	<b>Substance Abuse</b>	<b>Domestic Violence</b>	<b>Residential Care</b>	<b>Medicaid</b>	<b>Other</b>
Indigent	849	447	110	232	2	117	70
SED (6-17)	29	26	0	0	0	4	1
SMI (If ever)	477	355	40	36	2	100	49

Oklahoma Department of Mental Health and Substance Abuse Services  
**Counts of Admitted Clients Served by Funding Source for Each County of Residence During FY2000**

**COUNTY OF RESIDENCE = GARVIN**

	Total	Contract Source					
		Mental Health	Substance Abuse	Domestic Violence	Residential Care	Medicaid	Other
<b>Total</b>							
Unduplicated Count	607	298	121	126	0	126	98
<b>Agency Type</b>							
Community Mental Health Center	390	281	52	0	0	110	63
Domestic Violence and Sexual Assault	126	0	0	126	0	0	0
Hospital	68	26	0	0	0	8	36
Other	2	2	0	0	0	0	0
Substance Abuse	78	0	71	0	0	8	0
<b>Sex</b>							
Female	304	153	43	70	0	83	42
Male	303	145	78	56	0	43	56
<b>Age</b>							
0-04	6	1	2	2	0	0	1
05-17	83	37	7	11	0	10	50
18-20	38	13	15	8	0	3	6
21-24	67	27	22	22	0	5	4
25-34	124	47	33	45	0	27	10
35-44	161	80	32	32	0	39	21
45-54	73	50	9	4	0	20	5
55-64	38	28	1	2	0	14	1
65-74	9	8	0	0	0	4	0
75-84	8	7	0	0	0	4	0
<b>Race</b>							
White	511	256	99	109	0	106	76
Black	39	16	6	8	0	8	10
Native American	42	17	15	7	0	8	6
Hispanic	10	5	0	2	0	2	2
Asian	2	2	0	0	0	0	1
Two or More Races	7	3	1	0	0	2	3
<b>Presenting Problem/Diagnosis</b>							
Alcohol Abuse	56	30	41	0	0	3	3
Developmental Disorder	39	25	1	0	0	4	25
Mood Disorder	143	100	7	2	0	43	28
Non Alcohol/Drug Related Organic	6	3	0	0	0	3	0
Other Non-Psychotic	76	48	5	0	0	22	13
Other Psychotic	60	40	4	1	0	20	19
Personality Disorder	2	2	0	0	0	0	0
Schizophrenia	37	19	0	0	0	21	3
Social Conditions	147	16	7	123	0	5	5
Substance Related	75	22	56	0	0	5	2
<b>Other Indicators</b>							
Any Alcohol/Drug Problem	236	126	113	2	0	36	32
Custody of DHS	13	0	3	1	0	2	7
Custody of DOC	3	1	2	0	0	0	1
Custody of OJA	6	2	2	0	0	2	0
Deaf and Hearing Impaired	1	1	0	0	0	0	0
Dual Diagnosis	38	19	4	0	0	7	17
Homeless	25	6	3	13	0	1	4
Indigent	589	287	116	120	0	124	97
SED (6-17)	27	15	1	0	0	6	15

Notes: The same client may be counted in more than one category, e.g., clients can receive services under more than one contract source, in more than one "County of Residence," or may have multiple "Other Indicators." Please see Definition page for other considerations.

Oklahoma Department of Mental Health and Substance Abuse Services  
 Counts of Admitted Clients Served by Funding Source for Each County of Residence During FY2000

COUNTY OF RESIDENCE = GARVIN

	Contract Source						
	Total	Mental Health	Substance Abuse	Domestic Violence	Residential Care	Medicaid	Other
SMI (If ever)	242	156	24	20	0	90	38

Oklahoma Department of Mental Health and Substance Abuse Services  
**Counts of Admitted Clients Served by Funding Source for Each County of Residence During FY2000**  
**COUNTY OF RESIDENCE = GRADY**

	Contract Source						
	Total	Mental Health	Substance Abuse	Domestic Violence	Residential Care	Medicaid	Other
<b>Total</b>							
Unduplicated Count	1,001	448	173	196	0	285	61
<b>Agency Type</b>							
Community Mental Health Center	677	438	1	0	0	280	52
Domestic Violence and Sexual Assault	196	0	0	196	0	0	0
Hospital	25	14	0	0	0	5	7
Other	1	1	0	0	0	0	0
Substance Abuse	173	0	172	0	0	0	2
<b>Sex</b>							
Female	626	255	82	170	0	209	24
Male	375	193	91	26	0	76	37
<b>Age</b>							
0-04	29	2	3	25	0	0	0
05-17	111	21	59	25	0	4	5
18-20	72	26	21	26	0	2	2
21-24	85	33	13	28	0	24	3
25-34	225	109	36	54	0	62	17
35-44	243	136	31	34	0	69	24
45-54	110	62	9	3	0	46	5
55-64	67	32	1	1	0	41	2
65-74	24	11	0	0	0	17	3
75-84	16	7	0	0	0	9	0
85+	19	9	0	0	0	11	0
<b>Race</b>							
White	825	384	143	141	0	241	46
Black	88	40	9	22	0	26	9
Native American	46	13	10	15	0	8	4
Hispanic	11	1	4	5	0	0	1
Asian	1	1	0	0	0	0	0
Two or More Races	42	9	7	18	0	10	1
<b>Presenting Problem/Diagnosis</b>							
Alcohol Abuse	58	16	37	0	0	5	3
Developmental Disorder	11	8	0	3	0	0	0
Mood Disorder	330	199	0	0	0	141	23
Non Alcohol/Drug Related Organic	6	4	0	0	0	2	1
Other Non-Psychotic	172	115	0	0	0	65	9
Other Psychotic	66	41	0	0	0	27	9
Personality Disorder	1	1	0	0	0	1	0
Schizophrenia	64	34	0	0	0	39	10
Social Conditions	250	22	47	182	0	1	1
Substance Related	117	21	89	1	0	4	5
Deferred/No Diagnosis	10	0	0	10	0	0	0
<b>Other Indicators</b>							
Any Alcohol/Drug Problem	295	105	132	4	0	58	20
Custody of DHS	7	1	4	0	0	2	2
Custody of DOC	9	3	4	2	0	0	0
Deaf and Hearing Impaired	3	1	0	0	0	2	0
Dual Diagnosis	44	24	1	0	0	14	7
Homeless	50	12	4	27	0	6	3
Indigent	965	444	156	181	0	284	55

Notes: The same client may be counted in more than one category, e.g., clients can receive services under more than one contract source, in more than one "County of Residence," or may have multiple "Other Indicators." Please see Definition page for other considerations.

Oklahoma Department of Mental Health and Substance Abuse Services  
**Counts of Admitted Clients Served by Funding Source for Each County of Residence During FY2000**  
**COUNTY OF RESIDENCE = GRADY**

	<b>Contract Source</b>						
	<b>Total</b>	<b>Mental Health</b>	<b>Substance Abuse</b>	<b>Domestic Violence</b>	<b>Residential Care</b>	<b>Medicaid</b>	<b>Other</b>
SED (6-17)	20	13	0	0	0	4	5
SMI (If ever)	465	272	17	33	0	218	37

Oklahoma Department of Mental Health and Substance Abuse Services  
 Counts of Admitted Clients Served by Funding Source for Each County of Residence During FY2000

COUNTY OF RESIDENCE = GRANT

	Total	Contract Source					
		Mental Health	Substance Abuse	Domestic Violence	Residential Care	Medicaid	Other
<b>Total</b>							
Unduplicated Count	26	10	3	4	0	8	4
<b>Agency Type</b>							
Community Mental Health Center	21	10	2	0	0	8	4
Domestic Violence and Sexual Assault	4	0	0	4	0	0	0
Substance Abuse	1	0	1	0	0	0	0
<b>Sex</b>							
Female	10	3	0	3	0	4	1
Male	16	7	3	1	0	4	3
<b>Age</b>							
05-17	2	1	0	1	0	0	0
21-24	2	1	0	1	0	0	0
25-34	4	2	2	1	0	0	1
35-44	7	2	1	1	0	3	0
45-54	6	4	0	0	0	1	2
55-64	2	0	0	0	0	1	1
65-74	1	0	0	0	0	1	0
75-84	2	0	0	0	0	2	0
<b>Race</b>							
White	23	8	3	3	0	8	4
Native American	1	1	0	0	0	0	0
Hispanic	1	0	0	1	0	0	0
Two or More Races	1	1	0	0	0	0	0
<b>Presenting Problem/Diagnosis</b>							
Alcohol Abuse	1	0	1	0	0	0	0
Developmental Disorder	2	0	2	0	0	0	0
Mood Disorder	7	2	0	0	0	5	1
Other Non-Psychotic	6	4	0	0	0	1	1
Other Psychotic	3	2	0	0	0	1	1
Schizophrenia	3	1	0	0	0	1	1
Social Conditions	4	0	0	4	0	0	0
Substance Related	1	1	0	0	0	0	0
<b>Other Indicators</b>							
Any Alcohol/Drug Problem	7	4	3	1	0	0	1
Dual Diagnosis	2	2	0	0	0	0	1
Homeless	1	0	0	1	0	0	0
Indigent	26	9	3	4	0	8	4
SED (6-17)	1	1	0	0	0	0	0
SMI (If ever)	16	6	0	0	0	8	4

Notes: The same client may be counted in more than one category, e.g., clients can receive services under more than one contract source, in more than one "County of Residence," or may have multiple "Other Indicators." Please see Definition page for other considerations.

Oklahoma Department of Mental Health and Substance Abuse Services  
 Counts of Admitted Clients Served by Funding Source for Each County of Residence During FY2000

COUNTY OF RESIDENCE = GREER

	Total	Contract Source					
		Mental Health	Substance Abuse	Domestic Violence	Residential Care	Medicaid	Other
<b>Total</b>							
Unduplicated Count	111	44	46	10	0	15	9
<b>Agency Type</b>							
Community Mental Health Center	55	43	0	0	0	15	9
Domestic Violence and Sexual Assault	10	0	0	10	0	0	0
Other	1	1	0	0	0	0	0
Substance Abuse	46	0	46	0	0	0	0
<b>Sex</b>							
Female	40	22	2	8	0	11	3
Male	71	22	44	2	0	4	6
<b>Age</b>							
0-04	2	0	0	2	0	0	0
05-17	3	0	0	2	0	0	1
18-20	5	2	0	2	0	0	2
21-24	13	5	8	0	0	0	1
25-34	24	4	20	1	0	1	1
35-44	38	15	18	2	0	4	3
45-54	15	11	0	1	0	6	0
55-64	9	7	0	0	0	2	1
65-74	2	0	0	0	0	2	0
<b>Race</b>							
White	77	36	23	8	0	11	8
Black	21	3	17	1	0	0	1
Native American	5	1	2	1	0	2	0
Hispanic	6	3	3	0	0	1	0
Asian	1	1	0	0	0	0	0
Two or More Races	2	1	1	0	0	1	0
<b>Presenting Problem/Diagnosis</b>							
Alcohol Abuse	7	2	4	0	0	0	1
Mood Disorder	23	18	0	0	0	6	3
Other Non-Psychotic	17	14	0	0	0	2	2
Other Psychotic	4	4	0	0	0	2	1
Schizophrenia	5	2	0	0	0	3	1
Social Conditions	12	1	0	10	0	1	0
Substance Related	45	4	42	0	0	1	1
<b>Other Indicators</b>							
Any Alcohol/Drug Problem	60	14	46	0	0	3	4
Custody of DOC	38	0	38	0	0	0	0
Dual Diagnosis	1	1	0	0	0	1	1
Homeless	1	1	0	0	0	0	0
Indigent	107	41	46	10	0	15	7
SMI (If ever)	32	24	0	1	0	11	4

Notes: The same client may be counted in more than one category, e.g., clients can receive services under more than one contract source, in more than one "County of Residence," or may have multiple "Other Indicators." Please see Definition page for other considerations.



Oklahoma Department of Mental Health and Substance Abuse Services  
 Counts of Admitted Clients Served by Funding Source for Each County of Residence During FY2000

COUNTY OF RESIDENCE = HARMON

	Total	Contract Source					
		Mental Health	Substance Abuse	Domestic Violence	Residential Care	Medicaid	Other
<b>Total</b>							
Unduplicated Count	43	4	7	16	0	10	11
<b>Agency Type</b>							
Community Mental Health Center	18	3	1	0	0	10	9
Domestic Violence and Sexual Assault	16	0	0	16	0	0	0
Hospital	3	1	0	0	0	0	2
Substance Abuse	6	0	6	0	0	0	0
<b>Sex</b>							
Female	21	3	3	7	0	7	5
Male	22	1	4	9	0	3	6
<b>Age</b>							
0-04	3	0	0	2	0	1	0
05-17	13	0	0	9	0	3	1
18-20	3	2	0	0	0	1	1
21-24	3	0	1	2	0	0	0
25-34	9	1	2	3	0	3	2
35-44	5	1	2	0	0	2	1
45-54	6	0	2	0	0	0	5
85+	1	0	0	0	0	0	1
<b>Race</b>							
White	14	1	5	1	0	3	7
Black	20	3	1	10	0	4	3
Hispanic	7	0	1	5	0	1	0
Two or More Races	2	0	0	0	0	2	1
<b>Presenting Problem/Diagnosis</b>							
Alcohol Abuse	4	0	4	0	0	0	0
Developmental Disorder	4	0	1	0	0	3	1
Mood Disorder	11	3	0	0	0	5	5
Non Alcohol/Drug Related Organic	1	0	0	0	0	0	1
Other Non-Psychotic	2	0	0	0	0	1	1
Other Psychotic	2	1	0	0	0	1	2
Schizophrenia	1	0	0	0	0	0	1
Social Conditions	16	0	0	16	0	0	0
Substance Related	2	0	2	0	0	0	0
<b>Other Indicators</b>							
Any Alcohol/Drug Problem	12	2	7	0	0	1	3
Dual Diagnosis	2	0	0	0	0	0	2
Homeless	1	0	0	1	0	0	0
Indigent	42	4	7	15	0	10	11
SED (6-17)	3	0	0	0	0	2	1
SMI (If ever)	9	3	1	0	0	2	5

Notes: The same client may be counted in more than one category, e.g., clients can receive services under more than one contract source, in more than one "County of Residence," or may have multiple "Other Indicators." Please see Definition page for other considerations.

Oklahoma Department of Mental Health and Substance Abuse Services  
 Counts of Admitted Clients Served by Funding Source for Each County of Residence During FY2000

COUNTY OF RESIDENCE = HARPER

	Total	Contract Source					Other
		Mental Health	Substance Abuse	Domestic Violence	Residential Care	Medicaid	
<b>Total</b>							
Unduplicated Count	72	11	3	8	0	18	48
<b>Agency Type</b>							
Community Mental Health Center	63	11	2	0	0	17	47
Domestic Violence and Sexual Assault	9	0	0	8	0	0	1
Substance Abuse	2	0	2	0	0	1	0
<b>Sex</b>							
Female	41	8	1	6	0	10	23
Male	31	3	2	2	0	8	25
<b>Age</b>							
0-04	2	0	0	2	0	0	0
05-17	7	0	1	2	0	3	2
21-24	5	1	0	1	0	0	4
25-34	13	2	0	2	0	1	11
35-44	14	4	2	1	0	1	10
45-54	11	2	0	0	0	4	7
55-64	12	1	0	0	0	6	8
65-74	8	1	0	0	0	3	6
<b>Race</b>							
White	67	10	3	7	0	17	45
Black	2	1	0	0	0	1	0
Native American	2	0	0	0	0	0	2
Hispanic	1	0	0	1	0	0	0
Asian	1	0	0	0	0	0	1
<b>Presenting Problem/Diagnosis</b>							
Alcohol Abuse	2	1	1	0	0	0	1
Developmental Disorder	2	1	1	0	0	0	2
Mood Disorder	21	4	0	0	0	2	19
Non Alcohol/Drug Related Organic	2	0	0	0	0	2	0
Other Non-Psychotic	12	0	0	0	0	3	10
Other Psychotic	10	3	0	0	0	3	6
Schizophrenia	11	1	0	0	0	6	6
Social Conditions	9	0	0	8	0	0	1
Substance Related	5	1	2	0	0	2	3
<b>Other Indicators</b>							
Any Alcohol/Drug Problem	27	7	3	0	0	3	21
Custody of DOC	1	0	0	0	0	0	1
Deaf and Hearing Impaired	1	0	0	0	0	0	1
Dual Diagnosis	12	4	0	0	0	2	9
Indigent	68	11	3	8	0	18	44
SED (6-17)	1	0	0	0	0	0	1
SMI (If ever)	34	6	1	0	0	14	23

Notes: The same client may be counted in more than one category, e.g., clients can receive services under more than one contract source, in more than one "County of Residence," or may have multiple "Other Indicators." Please see Definition page for other considerations.

Oklahoma Department of Mental Health and Substance Abuse Services  
 Counts of Admitted Clients Served by Funding Source for Each County of Residence During FY2000

COUNTY OF RESIDENCE = HASKELL

	Total	Contract Source					Medicaid	Other
		Mental Health	Substance Abuse	Domestic Violence	Residential Care			
<b>Total</b>								
Unduplicated Count	217	75	22	6	0	49	116	
<b>Agency Type</b>								
Community Mental Health Center	189	71	0	0	0	47	116	
Domestic Violence and Sexual Assault	4	0	0	4	0	0	0	
Hospital	4	4	0	0	0	0	0	
Substance Abuse	26	0	22	3	0	2	0	
<b>Sex</b>								
Female	131	45	6	6	0	34	75	
Male	86	30	16	0	0	15	41	
<b>Age</b>								
05-17	11	0	0	2	0	8	1	
18-20	8	2	2	0	0	1	3	
21-24	11	6	5	1	0	0	2	
25-34	38	17	6	1	0	7	13	
35-44	65	28	7	1	0	14	31	
45-54	49	16	2	1	0	10	39	
55-64	22	6	0	0	0	5	15	
65-74	7	0	0	0	0	2	7	
75-84	6	0	0	0	0	2	5	
<b>Race</b>								
White	197	72	17	4	0	44	107	
Black	5	0	0	2	0	3	1	
Native American	11	3	1	0	0	2	8	
Hispanic	1	0	1	0	0	0	0	
Two or More Races	3	0	3	0	0	0	0	
<b>Presenting Problem/Diagnosis</b>								
Alcohol Abuse	14	3	7	0	0	0	4	
Developmental Disorder	5	0	0	0	0	5	0	
Mood Disorder	109	50	0	0	0	20	68	
Non Alcohol/Drug Related Organic	1	1	0	0	0	0	1	
Other Non-Psychotic	28	11	0	0	0	8	13	
Other Psychotic	17	7	0	0	0	6	12	
Schizophrenia	20	2	0	0	0	10	12	
Social Conditions	5	0	0	5	0	0	0	
Substance Related	23	2	15	0	0	0	7	
Deferred/No Diagnosis	1	0	0	1	0	0	0	
<b>Other Indicators</b>								
Any Alcohol/Drug Problem	69	23	22	0	0	6	26	
Custody of DHS	1	0	0	0	0	1	0	
Custody of DOC	3	2	1	0	0	0	0	
Deaf and Hearing Impaired	2	0	0	0	0	1	1	
Dual Diagnosis	26	12	0	0	0	4	13	
Homeless	18	5	1	1	0	4	12	
Indigent	215	75	22	6	0	47	116	
SED (6-17)	3	0	0	0	0	2	1	
SMI (If ever)	108	28	5	2	0	33	69	

Notes: The same client may be counted in more than one category, e.g., clients can receive services under more than one contract source, in more than one "County of Residence," or may have multiple "Other Indicators." Please see Definition page for other considerations.

Oklahoma Department of Mental Health and Substance Abuse Services  
 Counts of Admitted Clients Served by Funding Source for Each County of Residence During FY2000

COUNTY OF RESIDENCE = HUGHES

	Total	Contract Source					
		Mental Health	Substance Abuse	Domestic Violence	Residential Care	Medicaid	Other
<b>Total</b>							
Unduplicated Count	180	48	33	24	0	32	68
<b>Agency Type</b>							
Community Mental Health Center	123	46	4	0	0	32	64
Domestic Violence and Sexual Assault	25	0	0	24	0	0	1
Hospital	8	4	0	0	0	0	5
Substance Abuse	29	0	29	0	0	0	0
<b>Sex</b>							
Female	94	26	7	15	0	21	38
Male	86	22	26	9	0	11	30
<b>Age</b>							
0-04	1	0	1	0	0	0	0
05-17	10	0	3	4	0	0	3
18-20	6	1	3	1	0	0	2
21-24	12	5	3	2	0	1	3
25-34	43	13	11	12	0	3	9
35-44	43	16	8	5	0	6	15
45-54	27	8	3	0	0	10	12
55-64	20	5	0	0	0	6	12
65-74	15	0	1	0	0	4	11
75-84	2	0	0	0	0	2	0
85+	1	0	0	0	0	0	1
<b>Race</b>							
White	150	41	24	20	0	26	59
Black	9	4	1	0	0	3	3
Native American	17	2	7	3	0	3	5
Hispanic	1	1	0	0	0	0	0
Two or More Races	4	1	1	1	0	0	1
<b>Presenting Problem/Diagnosis</b>							
Alcohol Abuse	11	1	8	0	0	0	3
Developmental Disorder	2	0	1	0	0	0	1
Mood Disorder	66	28	0	0	0	18	33
Non Alcohol/Drug Related Organic	2	1	0	0	0	0	1
Other Non-Psychotic	13	7	0	0	0	2	6
Other Psychotic	17	3	0	0	0	4	11
Schizophrenia	19	6	0	0	0	8	11
Social Conditions	27	1	1	24	0	0	1
Substance Related	30	3	24	0	0	0	3
<b>Other Indicators</b>							
Any Alcohol/Drug Problem	71	16	32	3	0	7	21
Custody of DOC	3	0	3	0	0	0	0
Dual Diagnosis	20	8	1	0	0	4	11
Homeless	16	2	1	1	0	3	10
Indigent	170	47	30	20	0	32	66
SED (6-17)	3	0	0	0	0	0	3
SMI (If ever)	94	34	5	4	0	27	44

Notes: The same client may be counted in more than one category, e.g., clients can receive services under more than one contract source, in more than one "County of Residence," or may have multiple "Other Indicators." Please see Definition page for other considerations.

Oklahoma Department of Mental Health and Substance Abuse Services  
 Counts of Admitted Clients Served by Funding Source for Each County of Residence During FY2000

COUNTY OF RESIDENCE = JACKSON

	Total	Contract Source					Other
		Mental Health	Substance Abuse	Domestic Violence	Residential Care	Medicaid	
<b>Total</b>							
Unduplicated Count	509	60	120	160	2	44	197
<b>Agency Type</b>							
Community Mental Health Center	242	50	3	0	0	43	193
Domestic Violence and Sexual Assault	158	0	0	158	0	0	0
Hospital	16	12	0	0	0	0	4
Residential Care	2	0	0	0	2	0	0
Substance Abuse	121	0	119	2	0	1	0
<b>Sex</b>							
Female	252	24	41	97	0	26	96
Male	257	36	79	63	2	18	101
<b>Age</b>							
0-04	34	0	3	29	0	0	2
05-17	82	0	22	31	0	9	24
18-20	37	3	17	5	0	1	12
21-24	49	7	11	21	0	2	16
25-34	104	12	24	41	0	9	35
35-44	112	20	25	27	2	7	52
45-54	60	13	17	6	0	7	33
55-64	17	4	1	0	0	6	11
65-74	13	1	0	0	0	3	11
75-84	1	0	0	0	0	0	1
<b>Race</b>							
White	350	44	80	89	0	27	156
Black	86	11	19	29	2	12	28
Native American	21	2	10	7	0	1	2
Hispanic	43	4	8	29	0	1	5
Asian	6	0	0	3	0	1	3
Two or More Races	16	2	7	3	0	2	3
<b>Presenting Problem/Diagnosis</b>							
Alcohol Abuse	45	2	35	0	0	0	12
Developmental Disorder	18	0	2	0	0	3	14
Mood Disorder	86	27	0	0	0	12	62
Non Alcohol/Drug Related Organic	2	0	0	0	0	0	2
Other Non-Psychotic	48	7	1	0	0	7	36
Other Psychotic	38	15	0	0	1	12	24
Schizophrenia	24	3	0	0	0	7	22
Social Conditions	167	0	5	160	0	1	3
Substance Related	105	9	81	0	0	2	21
Unknown/Other	1	0	0	0	0	0	1
Deferred/No Diagnosis	1	0	0	0	1	0	0
<b>Other Indicators</b>							
Any Alcohol/Drug Problem	196	35	115	0	0	7	59
Custody of DHS	9	0	2	0	0	5	2
Custody of DOC	6	0	4	0	0	0	2
Custody of OJA	3	0	3	0	0	0	0
Dual Diagnosis	21	10	0	0	0	2	11
Homeless	11	2	7	2	0	0	1
Indigent	485	60	116	156	2	43	180
SED (6-17)	22	0	0	0	0	6	17

Notes: The same client may be counted in more than one category, e.g., clients can receive services under more than one contract source, in more than one "County of Residence," or may have multiple "Other Indicators." Please see Definition page for other considerations.

Oklahoma Department of Mental Health and Substance Abuse Services  
 Counts of Admitted Clients Served by Funding Source for Each County of Residence During FY2000

**COUNTY OF RESIDENCE = JACKSON**

	<b>Total</b>	<b>Contract Source</b>					<b>Other</b>
		<b>Mental Health</b>	<b>Substance Abuse</b>	<b>Domestic Violence</b>	<b>Residential Care</b>	<b>Medicaid</b>	
SMI (If ever)	124	27	8	7	2	30	91

Oklahoma Department of Mental Health and Substance Abuse Services  
 Counts of Admitted Clients Served by Funding Source for Each County of Residence During FY2000

COUNTY OF RESIDENCE = JEFFERSON

	Total	Contract Source					Other
		Mental Health	Substance Abuse	Domestic Violence	Residential Care	Medicaid	
<b>Total</b>							
Unduplicated Count	66	17	19	12	0	8	24
<b>Agency Type</b>							
Community Mental Health Center	40	15	8	0	0	7	21
Domestic Violence and Sexual Assault	12	0	0	12	0	0	0
Hospital	7	3	0	0	0	1	3
Substance Abuse	11	0	11	0	0	0	0
<b>Sex</b>							
Female	34	6	6	11	0	3	12
Male	32	11	13	1	0	5	12
<b>Age</b>							
0-04	1	0	0	1	0	0	0
05-17	5	0	0	2	0	1	2
18-20	4	1	1	1	0	1	0
21-24	3	1	0	1	0	0	1
25-34	18	5	8	3	0	2	6
35-44	20	3	6	4	0	2	8
45-54	10	5	3	0	0	1	5
55-64	4	2	1	0	0	1	1
75-84	1	0	0	0	0	0	1
<b>Race</b>							
White	60	17	16	9	0	7	22
Native American	1	0	1	0	0	0	1
Hispanic	4	1	2	1	0	0	1
Two or More Races	3	0	0	2	0	1	0
<b>Presenting Problem/Diagnosis</b>							
Alcohol Abuse	9	0	9	0	0	0	1
Developmental Disorder	1	0	0	0	0	0	1
Mood Disorder	17	9	0	0	0	2	12
Other Non-Psychotic	7	1	0	0	0	2	5
Other Psychotic	7	5	0	0	0	1	3
Personality Disorder	1	1	0	0	0	0	0
Schizophrenia	2	1	0	0	0	2	1
Social Conditions	13	0	0	12	0	0	1
Substance Related	12	1	10	0	0	1	0
<b>Other Indicators</b>							
Any Alcohol/Drug Problem	32	4	19	0	0	4	8
Custody of DOC	5	1	3	0	0	0	2
Dual Diagnosis	1	0	0	0	0	1	0
Homeless	1	0	0	1	0	0	0
Indigent	60	15	17	12	0	8	21
SED (6-17)	2	0	0	0	0	1	1
SMI (If ever)	20	12	2	2	0	3	8

Oklahoma Department of Mental Health and Substance Abuse Services  
 Counts of Admitted Clients Served by Funding Source for Each County of Residence During FY2000

COUNTY OF RESIDENCE = JOHNSTON

	Total	Contract Source					
		Mental Health	Substance Abuse	Domestic Violence	Residential Care	Medicaid	Other
<b>Total</b>							
Unduplicated Count	336	181	60	20	0	75	72
<b>Agency Type</b>							
Community Mental Health Center	275	177	18	0	0	68	59
Domestic Violence and Sexual Assault	20	0	0	20	0	0	0
Hospital	21	11	0	0	0	1	13
Substance Abuse	46	0	44	0	0	7	0
<b>Sex</b>							
Female	183	101	19	16	0	52	30
Male	153	80	41	4	0	23	42
<b>Age</b>							
0-04	9	1	0	6	0	0	3
05-17	60	16	2	1	0	2	45
18-20	22	12	6	3	0	1	6
21-24	27	14	10	2	0	7	0
25-34	69	34	19	6	0	19	5
35-44	74	51	16	0	0	21	6
45-54	45	34	5	1	0	13	3
55-64	25	16	2	1	0	9	3
65-74	3	2	0	0	0	1	0
75-84	2	1	0	0	0	2	1
<b>Race</b>							
White	285	161	49	12	0	64	62
Black	16	5	2	2	0	6	4
Native American	31	11	7	5	0	4	6
Hispanic	1	1	0	0	0	0	0
Two or More Races	4	3	2	1	0	1	0
<b>Presenting Problem/Diagnosis</b>							
Alcohol Abuse	26	4	23	0	0	3	1
Developmental Disorder	17	4	0	0	0	0	13
Mood Disorder	111	84	6	0	0	20	17
Non Alcohol/Drug Related Organic	4	1	0	0	0	3	0
Other Non-Psychotic	77	44	1	0	0	19	28
Other Psychotic	21	12	2	0	0	9	3
Personality Disorder	1	0	1	0	0	0	0
Schizophrenia	18	11	0	0	0	7	5
Social Conditions	45	12	1	20	0	11	3
Substance Related	34	9	28	0	0	4	2
<b>Other Indicators</b>							
Any Alcohol/Drug Problem	100	44	57	0	0	20	14
Custody of DHS	1	0	0	0	0	0	1
Custody of DOC	4	1	3	0	0	1	0
Dual Diagnosis	25	16	6	0	0	10	4
Homeless	11	4	4	4	0	0	1
Indigent	333	181	59	20	0	74	69
SED (6-17)	1	0	0	0	0	0	1
SMI (If ever)	142	101	18	4	0	48	21

Notes: The same client may be counted in more than one category, e.g., clients can receive services under more than one contract source, in more than one "County of Residence," or may have multiple "Other Indicators." Please see Definition page for other considerations.



Oklahoma Department of Mental Health and Substance Abuse Services  
**Counts of Admitted Clients Served by Funding Source for Each County of Residence During FY2000**

**COUNTY OF RESIDENCE = KAY**

	Contract Source						
	Total	Mental Health	Substance Abuse	Domestic Violence	Residential Care	Medicaid	Other
<b>Total</b>							
Unduplicated Count	995	405	230	269	0	212	40
<b>Agency Type</b>							
Community Mental Health Center	636	398	130	0	0	208	28
Domestic Violence and Sexual Assault	269	0	0	269	0	0	1
Hospital	24	9	0	0	0	5	11
Other	2	2	0	0	0	0	0
Substance Abuse	118	0	117	0	0	0	1
<b>Sex</b>							
Female	560	238	59	203	0	121	10
Male	435	167	171	66	0	91	30
<b>Age</b>							
0-04	48	0	1	46	0	1	0
05-17	91	7	3	49	0	33	1
18-20	46	16	14	13	0	7	1
21-24	102	45	27	30	0	16	3
25-34	212	92	59	64	0	30	7
35-44	277	136	91	47	0	45	17
45-54	126	65	20	15	0	33	9
55-64	57	30	12	4	0	24	1
65-74	16	9	3	0	0	8	0
75-84	12	5	0	0	0	9	0
85+	8	0	0	1	0	6	1
<b>Race</b>							
White	828	368	165	211	0	191	37
Black	35	6	21	8	0	5	0
Native American	92	21	28	31	0	15	3
Hispanic	24	5	7	13	0	0	0
Asian	1	1	0	0	0	0	0
Two or More Races	25	5	13	6	0	1	0
<b>Presenting Problem/Diagnosis</b>							
Alcohol Abuse	108	17	98	0	0	4	2
Developmental Disorder	30	6	8	0	0	14	4
Mood Disorder	314	239	26	2	0	87	18
Non Alcohol/Drug Related Organic	3	1	0	0	0	2	0
Other Non-Psychotic	83	43	6	0	0	39	2
Other Psychotic	50	38	3	0	0	17	3
Schizophrenia	67	37	2	0	0	41	8
Social Conditions	285	16	2	266	0	2	2
Substance Related	111	16	100	0	0	7	2
Deferred/No Diagnosis	1	0	0	1	0	0	0
<b>Other Indicators</b>							
Any Alcohol/Drug Problem	309	110	219	0	0	40	15
Custody of DHS	13	0	1	5	0	7	0
Custody of DOC	32	3	31	0	0	1	0
Custody of OJA	2	0	1	0	0	1	0
Deaf and Hearing Impaired	3	0	0	1	0	2	0
Dual Diagnosis	64	47	24	0	0	15	6
Homeless	69	13	28	24	0	5	1
Indigent	934	395	228	220	0	209	38

Notes: The same client may be counted in more than one category, e.g., clients can receive services under more than one contract source, in more than one "County of Residence," or may have multiple "Other Indicators." Please see Definition page for other considerations.

Oklahoma Department of Mental Health and Substance Abuse Services  
 Counts of Admitted Clients Served by Funding Source for Each County of Residence During FY2000

COUNTY OF RESIDENCE = KAY

	Total	Contract Source					Other
		Mental Health	Substance Abuse	Domestic Violence	Residential Care	Medicaid	
SED (6-17)	18	2	0	0	0	15	1
SMI (If ever)	428	260	81	25	0	156	31

Oklahoma Department of Mental Health and Substance Abuse Services  
**Counts of Admitted Clients Served by Funding Source for Each County of Residence During FY2000**  
**COUNTY OF RESIDENCE = KINGFISHER**

	Total	Contract Source					
		Mental Health	Substance Abuse	Domestic Violence	Residential Care	Medicaid	Other
<b>Total</b>							
Unduplicated Count	142	103	11	17	0	24	6
<b>Agency Type</b>							
Community Mental Health Center	116	102	2	0	0	22	5
Domestic Violence and Sexual Assault	17	0	0	17	0	0	0
Hospital	6	4	0	0	0	2	1
Substance Abuse	9	0	9	0	0	0	0
<b>Sex</b>							
Female	87	61	4	11	0	17	6
Male	55	42	7	6	0	7	0
<b>Age</b>							
0-04	3	0	0	3	0	0	0
05-17	15	9	0	5	0	2	0
18-20	11	8	3	0	0	1	0
21-24	12	9	1	1	0	1	1
25-34	32	21	3	5	0	4	0
35-44	35	27	2	3	0	7	2
45-54	19	17	1	0	0	4	1
55-64	11	10	0	0	0	2	1
65-74	2	1	0	0	0	2	1
75-84	1	1	0	0	0	0	0
85+	1	0	1	0	0	1	0
<b>Race</b>							
White	123	92	10	12	0	22	5
Black	4	2	0	2	0	0	0
Native American	8	4	1	1	0	2	1
Hispanic	3	1	0	2	0	0	0
Two or More Races	4	4	0	0	0	0	0
<b>Presenting Problem/Diagnosis</b>							
Alcohol Abuse	6	3	4	0	0	0	0
Developmental Disorder	4	4	0	0	0	0	0
Mood Disorder	71	62	1	0	0	13	3
Non Alcohol/Drug Related Organic	1	1	0	0	0	1	0
Other Non-Psychotic	26	23	0	0	0	4	0
Other Psychotic	7	6	0	0	0	2	2
Personality Disorder	2	2	0	0	0	0	0
Schizophrenia	4	3	0	0	0	2	1
Social Conditions	19	2	0	17	0	0	0
Substance Related	9	2	6	0	0	2	0
<b>Other Indicators</b>							
Any Alcohol/Drug Problem	49	36	11	2	0	7	0
Custody of DOC	1	1	0	0	0	0	0
Dual Diagnosis	8	7	1	0	0	1	0
Homeless	3	0	1	2	0	0	0
Indigent	123	90	10	11	0	23	5
SED (6-17)	8	7	0	0	0	2	0
SMI (If ever)	98	83	4	1	0	21	6

Notes: The same client may be counted in more than one category, e.g., clients can receive services under more than one contract source, in more than one "County of Residence," or may have multiple "Other Indicators." Please see Definition page for other considerations.

Oklahoma Department of Mental Health and Substance Abuse Services  
**Counts of Admitted Clients Served by Funding Source for Each County of Residence During FY2000**

**COUNTY OF RESIDENCE = KIOWA**

	Total	Contract Source					
		Mental Health	Substance Abuse	Domestic Violence	Residential Care	Medicaid	Other
<b>Total</b>							
Unduplicated Count	208	120	40	16	0	41	17
<b>Agency Type</b>							
Community Mental Health Center	157	119	3	0	0	40	16
Domestic Violence and Sexual Assault	16	0	0	16	0	0	0
Hospital	4	2	0	0	0	1	1
Substance Abuse	38	0	37	0	0	1	0
<b>Sex</b>							
Female	114	61	18	15	0	24	12
Male	94	59	22	1	0	17	5
<b>Age</b>							
0-04	4	0	0	4	0	0	0
05-17	27	15	4	1	0	2	6
18-20	13	8	4	0	0	1	1
21-24	14	7	2	3	0	2	1
25-34	41	26	8	3	0	9	1
35-44	67	41	17	5	0	14	3
45-54	27	16	5	0	0	8	1
55-64	11	5	0	0	0	3	4
65-74	3	2	0	0	0	1	0
75-84	1	0	0	0	0	1	0
<b>Race</b>							
White	154	94	26	9	0	29	15
Black	27	13	6	5	0	7	0
Native American	12	7	4	1	0	1	1
Hispanic	4	1	1	1	0	1	1
Two or More Races	12	5	3	0	0	4	0
<b>Presenting Problem/Diagnosis</b>							
Alcohol Abuse	14	4	9	0	0	0	2
Developmental Disorder	7	2	1	0	0	1	3
Mood Disorder	64	43	1	1	0	18	5
Non Alcohol/Drug Related Organic	1	1	0	0	0	1	0
Other Non-Psychotic	28	19	0	0	0	9	3
Other Psychotic	17	13	0	0	0	4	4
Schizophrenia	15	12	0	0	0	6	0
Social Conditions	36	18	3	15	0	0	0
Substance Related	33	9	27	0	0	4	0
<b>Other Indicators</b>							
Any Alcohol/Drug Problem	77	39	37	0	0	11	4
Custody of DOC	2	2	0	0	0	0	0
Dual Diagnosis	15	11	1	0	0	5	1
Homeless	3	1	1	1	0	0	0
Indigent	205	119	39	16	0	41	16
SED (6-17)	4	2	0	0	0	1	1
SMI (If ever)	97	66	6	1	0	35	4

Notes: The same client may be counted in more than one category, e.g., clients can receive services under more than one contract source, in more than one "County of Residence," or may have multiple "Other Indicators." Please see Definition page for other considerations.

Oklahoma Department of Mental Health and Substance Abuse Services  
 Counts of Admitted Clients Served by Funding Source for Each County of Residence During FY2000

COUNTY OF RESIDENCE = LATIMER

	Total	Contract Source					
		Mental Health	Substance Abuse	Domestic Violence	Residential Care	Medicaid	Other
<b>Total</b>							
Unduplicated Count	237	50	76	12	1	77	76
<b>Agency Type</b>							
Community Mental Health Center	127	45	0	0	0	41	76
Domestic Violence and Sexual Assault	1	0	0	1	0	0	0
Hospital	6	6	0	0	0	0	0
Residential Care	1	0	0	0	1	0	0
Substance Abuse	111	0	76	11	0	37	0
<b>Sex</b>							
Female	129	22	42	11	1	58	34
Male	108	28	34	1	0	19	42
<b>Age</b>							
0-04	3	0	1	0	0	2	0
05-17	40	1	20	2	0	17	0
18-20	18	4	9	2	0	3	3
21-24	18	1	9	1	0	4	7
25-34	52	14	21	3	0	16	11
35-44	49	14	14	4	0	15	18
45-54	39	12	2	0	1	11	24
55-64	14	4	0	0	0	6	9
65-74	2	0	0	0	0	2	2
75-84	2	0	0	0	0	1	2
<b>Race</b>							
White	171	44	40	5	1	62	64
Black	5	2	3	0	0	1	0
Native American	46	4	23	5	0	8	11
Two or More Races	17	0	10	2	0	6	1
<b>Presenting Problem/Diagnosis</b>							
Alcohol Abuse	22	1	16	1	0	5	2
Developmental Disorder	8	0	0	0	0	8	0
Mood Disorder	83	28	1	0	1	30	40
Non Alcohol/Drug Related Organic	3	1	0	0	0	2	2
Other Non-Psychotic	24	9	3	0	0	10	9
Other Psychotic	15	7	0	0	0	6	10
Personality Disorder	1	1	0	0	0	0	1
Schizophrenia	13	1	0	0	0	5	10
Social Conditions	16	0	5	7	0	4	0
Substance Related	60	3	51	4	0	8	2
<b>Other Indicators</b>							
Any Alcohol/Drug Problem	108	15	71	6	0	18	17
Custody of DHS	6	0	0	0	0	6	0
Deaf and Hearing Impaired	2	0	0	0	0	2	2
Dual Diagnosis	16	5	2	0	0	4	8
Homeless	16	1	1	1	0	6	11
Indigent	233	50	76	11	1	76	73
SMI (If ever)	54	8	2	0	1	29	29

Notes: The same client may be counted in more than one category, e.g., clients can receive services under more than one contract source, in more than one "County of Residence," or may have multiple "Other Indicators." Please see Definition page for other considerations.

Oklahoma Department of Mental Health and Substance Abuse Services  
 Counts of Admitted Clients Served by Funding Source for Each County of Residence During FY2000

COUNTY OF RESIDENCE = LEFLORE

	Total	Contract Source					
		Mental Health	Substance Abuse	Domestic Violence	Residential Care	Medicaid	Other
<b>Total</b>							
Unduplicated Count	717	142	147	188	5	116	234
<b>Agency Type</b>							
Community Mental Health Center	390	136	2	0	0	103	233
Domestic Violence and Sexual Assault	186	0	0	186	0	0	0
Hospital	10	9	0	0	0	0	1
Residential Care	5	0	0	0	5	0	0
Substance Abuse	157	0	145	3	0	14	0
<b>Sex</b>							
Female	383	67	72	142	2	63	104
Male	334	75	75	46	3	53	130
<b>Age</b>							
0-04	46	1	6	41	0	0	0
05-17	89	0	45	40	0	4	1
18-20	36	13	11	9	0	2	6
21-24	49	12	14	17	0	2	5
25-34	155	30	39	42	2	28	48
35-44	180	55	23	31	1	31	76
45-54	92	20	9	7	2	22	52
55-64	52	11	0	1	0	23	29
65-74	16	0	0	0	0	4	15
75-84	1	0	0	0	0	0	1
85+	1	0	0	0	0	0	1
<b>Race</b>							
White	604	130	126	142	4	102	204
Black	18	5	2	2	1	3	10
Native American	73	6	9	31	0	11	20
Hispanic	4	1	1	2	0	0	0
Asian	1	0	0	1	0	0	0
Two or More Races	20	1	9	10	0	0	0
<b>Presenting Problem/Diagnosis</b>							
Alcohol Abuse	37	6	23	0	1	4	4
Developmental Disorder	2	0	0	0	1	1	0
Mood Disorder	201	86	0	1	0	44	118
Non Alcohol/Drug Related Organic	9	1	0	0	0	4	5
Other Non-Psychotic	28	10	1	0	0	7	15
Other Psychotic	61	22	0	0	1	19	27
Personality Disorder	1	0	0	0	0	1	1
Schizophrenia	66	8	0	0	0	24	49
Social Conditions	192	1	8	183	2	0	1
Substance Related	140	10	115	0	0	13	14
Deferred/No Diagnosis	4	0	0	4	0	0	0
<b>Other Indicators</b>							
Any Alcohol/Drug Problem	263	59	138	2	1	45	61
Custody of DHS	3	0	0	1	0	2	0
Custody of DOC	4	2	1	1	0	0	0
Deaf and Hearing Impaired	1	0	0	0	0	0	1
Dual Diagnosis	73	34	1	0	0	23	37
Homeless	56	2	4	14	1	14	27
Indigent	699	138	145	184	5	116	223

Notes: The same client may be counted in more than one category, e.g., clients can receive services under more than one contract source, in more than one "County of Residence," or may have multiple "Other Indicators." Please see Definition page for other considerations.

Oklahoma Department of Mental Health and Substance Abuse Services  
 Counts of Admitted Clients Served by Funding Source for Each County of Residence During FY2000

**COUNTY OF RESIDENCE = LEFLORE**

	<b>Total</b>	<b>Contract Source</b>					<b>Other</b>
		<b>Mental Health</b>	<b>Substance Abuse</b>	<b>Domestic Violence</b>	<b>Residential Care</b>	<b>Medicaid</b>	
SMI (If ever)	242	63	11	17	4	82	128

Oklahoma Department of Mental Health and Substance Abuse Services  
 Counts of Admitted Clients Served by Funding Source for Each County of Residence During FY2000

COUNTY OF RESIDENCE = LINCOLN

	Total	Contract Source					
		Mental Health	Substance Abuse	Domestic Violence	Residential Care	Medicaid	Other
<b>Total</b>							
Unduplicated Count	420	194	71	31	69	99	27
<b>Agency Type</b>							
Community Mental Health Center	248	177	8	0	0	92	2
Domestic Violence and Sexual Assault	31	0	0	31	0	0	3
Hospital	36	13	0	0	0	5	21
Other	8	8	0	0	0	0	0
Residential Care	69	0	0	0	69	0	0
Substance Abuse	64	0	63	0	0	2	2
<b>Sex</b>							
Female	204	91	25	24	24	67	13
Male	216	103	46	7	45	32	14
<b>Age</b>							
0-04	7	0	3	4	0	0	0
05-17	54	40	6	4	0	9	1
18-20	26	20	3	2	2	4	1
21-24	21	7	8	3	2	1	1
25-34	82	33	22	10	10	16	8
35-44	99	41	19	5	26	13	10
45-54	59	26	7	2	19	12	4
55-64	30	14	2	1	8	10	2
65-74	12	5	1	0	2	6	0
75-84	12	4	0	0	0	12	0
85+	18	4	0	0	0	16	0
<b>Race</b>							
White	341	164	58	27	46	82	24
Black	46	15	6	2	17	10	1
Native American	20	8	5	0	4	6	1
Hispanic	5	3	1	0	0	0	1
Asian	1	1	0	0	1	0	0
Two or More Races	8	3	1	2	1	1	0
<b>Presenting Problem/Diagnosis</b>							
Alcohol Abuse	30	5	23	0	0	1	1
Developmental Disorder	5	3	0	0	1	1	0
Mood Disorder	151	80	6	0	37	38	9
Non Alcohol/Drug Related Organic	6	3	0	0	0	2	2
Other Non-Psychotic	63	45	0	0	0	28	0
Other Psychotic	51	21	0	0	22	8	10
Personality Disorder	1	0	0	0	0	1	0
Schizophrenia	39	21	2	0	4	17	0
Social Conditions	56	13	7	31	5	1	3
Substance Related	41	5	34	0	0	2	2
<b>Other Indicators</b>							
Any Alcohol/Drug Problem	147	70	63	2	3	17	7
Custody of DHS	3	2	1	0	0	1	0
Custody of DOC	5	2	1	1	1	0	0
Dual Diagnosis	32	23	6	0	0	10	1
Homeless	22	13	5	0	0	3	6
Indigent	407	189	68	28	67	99	26
SED (6-17)	6	3	0	0	0	4	0

Notes: The same client may be counted in more than one category, e.g., clients can receive services under more than one contract source, in more than one "County of Residence," or may have multiple "Other Indicators." Please see Definition page for other considerations.



Oklahoma Department of Mental Health and Substance Abuse Services  
 Counts of Admitted Clients Served by Funding Source for Each County of Residence During FY2000

COUNTY OF RESIDENCE = LINCOLN

	Total	Contract Source					Other
		Mental Health	Substance Abuse	Domestic Violence	Residential Care	Medicaid	
SMI (If ever)	208	99	13	3	69	48	23

Oklahoma Department of Mental Health and Substance Abuse Services  
 Counts of Admitted Clients Served by Funding Source for Each County of Residence During FY2000

COUNTY OF RESIDENCE = LOGAN

	Total	Contract Source					
		Mental Health	Substance Abuse	Domestic Violence	Residential Care	Medicaid	Other
<b>Total</b>							
Unduplicated Count	391	207	160	12	0	40	29
<b>Agency Type</b>							
Community Mental Health Center	219	199	7	0	0	37	16
Domestic Violence and Sexual Assault	14	0	2	12	0	0	0
Hospital	20	7	0	0	0	3	11
Other	3	3	0	0	0	0	0
Substance Abuse	155	0	154	0	0	0	2
<b>Sex</b>							
Female	204	119	71	7	0	26	14
Male	187	88	89	5	0	14	15
<b>Age</b>							
0-04	33	1	31	1	0	0	0
05-17	37	11	21	1	0	4	3
18-20	25	15	10	0	0	2	0
21-24	35	21	11	1	0	3	1
25-34	86	38	44	3	0	7	4
35-44	109	71	35	4	0	6	9
45-54	43	31	6	2	0	10	7
55-64	14	11	1	0	0	3	2
65-74	8	7	1	0	0	4	2
85+	1	1	0	0	0	1	1
<b>Race</b>							
White	316	185	114	6	0	33	26
Black	42	10	28	2	0	6	3
Native American	12	4	5	3	0	0	0
Hispanic	7	1	5	1	0	0	0
Two or More Races	15	7	8	0	0	1	0
<b>Presenting Problem/Diagnosis</b>							
Alcohol Abuse	49	9	40	0	0	0	5
Developmental Disorder	9	4	5	0	0	0	4
Mood Disorder	151	143	3	0	0	19	10
Other Non-Psychotic	21	17	0	0	0	7	1
Other Psychotic	19	16	0	0	0	6	2
Schizophrenia	12	7	0	0	0	7	5
Social Conditions	69	7	50	12	0	1	0
Substance Related	74	6	68	0	0	0	2
<b>Other Indicators</b>							
Any Alcohol/Drug Problem	159	54	108	1	0	1	12
Custody of DHS	8	0	7	0	0	1	0
Custody of DOC	9	7	3	0	0	0	0
Custody of OJA	1	0	1	0	0	0	0
Deaf and Hearing Impaired	1	0	0	0	0	1	0
Dual Diagnosis	21	19	1	0	0	0	3
Homeless	12	3	6	3	0	1	0
Indigent	383	202	157	12	0	40	28
SED (6-17)	12	8	0	0	0	3	3
SMI (If ever)	204	170	21	3	0	35	21

Notes: The same client may be counted in more than one category, e.g., clients can receive services under more than one contract source, in more than one "County of Residence," or may have multiple "Other Indicators." Please see Definition page for other considerations.

Oklahoma Department of Mental Health and Substance Abuse Services  
**Counts of Admitted Clients Served by Funding Source for Each County of Residence During FY2000**

**COUNTY OF RESIDENCE = LOVE**

	Total	Contract Source					
		Mental Health	Substance Abuse	Domestic Violence	Residential Care	Medicaid	Other
<b>Total</b>							
Unduplicated Count	109	54	21	20	0	17	19
<b>Agency Type</b>							
Community Mental Health Center	78	52	13	0	0	17	15
Domestic Violence and Sexual Assault	20	0	0	20	0	0	0
Hospital	6	2	0	0	0	0	4
Substance Abuse	8	0	8	0	0	0	0
<b>Sex</b>							
Female	59	28	7	13	0	12	12
Male	50	26	14	7	0	5	7
<b>Age</b>							
0-04	11	1	1	9	0	0	0
05-17	21	11	1	2	0	0	12
18-20	11	4	2	4	0	0	2
21-24	4	2	1	1	0	0	0
25-34	12	5	8	0	0	1	2
35-44	27	15	7	4	0	6	1
45-54	16	12	1	0	0	7	2
55-64	6	4	0	0	0	2	0
65-74	1	0	0	0	0	1	0
<b>Race</b>							
White	91	45	18	15	0	15	14
Black	4	2	1	0	0	0	4
Native American	7	5	1	1	0	1	1
Hispanic	1	0	0	1	0	0	0
Two or More Races	6	2	1	3	0	1	0
<b>Presenting Problem/Diagnosis</b>							
Alcohol Abuse	6	4	6	0	0	0	0
Developmental Disorder	6	2	0	0	0	0	4
Mood Disorder	29	21	2	0	0	7	8
Non Alcohol/Drug Related Organic	2	2	0	0	0	0	0
Other Non-Psychotic	14	10	0	0	0	3	3
Other Psychotic	7	5	0	0	0	2	1
Schizophrenia	12	6	0	0	0	5	1
Social Conditions	24	2	2	20	0	0	2
Substance Related	11	2	11	0	0	0	0
<b>Other Indicators</b>							
Any Alcohol/Drug Problem	27	13	19	2	0	1	2
Custody of DHS	1	0	1	0	0	0	0
Dual Diagnosis	5	4	1	0	0	0	2
Homeless	6	2	1	2	0	1	1
Indigent	105	51	21	19	0	17	18
SED (6-17)	3	3	0	0	0	0	2
SMI (If ever)	41	28	4	0	0	14	6

Notes: The same client may be counted in more than one category, e.g., clients can receive services under more than one contract source, in more than one "County of Residence," or may have multiple "Other Indicators." Please see Definition page for other considerations.

**Oklahoma Department of Mental Health and Substance Abuse Services**  
**Counts of Admitted Clients Served by Funding Source for Each County of Residence During FY2000**  
**COUNTY OF RESIDENCE = MAJOR**

	<b>Contract Source</b>						
	<b>Total</b>	<b>Mental Health</b>	<b>Substance Abuse</b>	<b>Domestic Violence</b>	<b>Residential Care</b>	<b>Medicaid</b>	<b>Other</b>
<b>Total</b>							
Unduplicated Count	158	37	10	4	1	23	115
<b>Agency Type</b>							
Community Mental Health Center	148	36	6	0	0	23	115
Domestic Violence and Sexual Assault	4	0	0	4	0	0	0
Hospital	2	1	0	0	0	1	0
Residential Care	1	0	0	0	1	0	0
Substance Abuse	4	0	4	0	0	0	0
<b>Sex</b>							
Female	85	25	5	4	0	13	60
Male	73	12	5	0	1	10	55
<b>Age</b>							
0-04	1	0	1	0	0	0	0
05-17	31	3	1	0	0	11	20
18-20	4	1	0	0	0	1	2
21-24	17	5	0	1	0	4	11
25-34	35	8	3	0	1	2	26
35-44	37	15	4	3	0	2	27
45-54	20	1	1	0	0	2	17
55-64	10	2	0	0	0	0	10
65-74	3	2	0	0	0	1	2
<b>Race</b>							
White	152	37	9	3	1	22	111
Black	2	0	1	0	0	0	1
Native American	2	0	0	0	0	1	2
Hispanic	2	0	0	1	0	0	1
<b>Presenting Problem/Diagnosis</b>							
Alcohol Abuse	11	5	3	0	0	0	7
Developmental Disorder	12	2	3	0	1	2	7
Mood Disorder	74	14	0	0	0	14	60
Non Alcohol/Drug Related Organic	6	2	0	0	0	0	5
Other Non-Psychotic	23	4	0	0	0	1	19
Other Psychotic	7	3	0	0	0	1	7
Schizophrenia	5	1	0	0	0	2	3
Social Conditions	14	2	1	4	0	4	4
Substance Related	8	4	3	0	0	0	3
<b>Other Indicators</b>							
Any Alcohol/Drug Problem	49	17	8	0	0	1	37
Custody of DHS	6	0	0	0	0	2	4
Custody of DOC	1	1	0	0	0	0	0
Deaf and Hearing Impaired	1	0	0	0	0	0	1
Dual Diagnosis	13	6	0	0	0	1	11
Homeless	1	1	0	0	0	0	0
Indigent	148	36	9	4	1	23	106
SED (6-17)	3	0	0	0	0	2	1
SMI (If ever)	60	17	1	0	1	8	50

Notes: The same client may be counted in more than one category, e.g., clients can receive services under more than one contract source, in more than one "County of Residence," or may have multiple "Other Indicators." Please see Definition page for other considerations.

Oklahoma Department of Mental Health and Substance Abuse Services  
 Counts of Admitted Clients Served by Funding Source for Each County of Residence During FY2000

COUNTY OF RESIDENCE = MARSHALL

	Total	Contract Source					
		Mental Health	Substance Abuse	Domestic Violence	Residential Care	Medicaid	Other
<b>Total</b>							
Unduplicated Count	291	151	54	23	0	77	57
<b>Agency Type</b>							
Community Mental Health Center	235	148	26	0	0	74	47
Domestic Violence and Sexual Assault	23	0	0	23	0	0	0
Hospital	19	10	0	0	0	1	10
Substance Abuse	31	0	31	0	0	2	0
<b>Sex</b>							
Female	154	79	17	19	0	50	27
Male	137	72	37	4	0	27	30
<b>Age</b>							
0-04	9	2	1	4	0	0	3
05-17	64	23	5	8	0	0	40
18-20	7	5	1	0	0	1	1
21-24	16	12	3	1	0	5	3
25-34	56	32	11	7	0	20	1
35-44	68	41	21	1	0	25	5
45-54	39	23	9	2	0	8	4
55-64	21	10	3	0	0	9	0
65-74	7	2	0	0	0	6	0
75-84	2	1	0	0	0	1	0
85+	2	0	0	0	0	2	0
<b>Race</b>							
White	254	134	50	13	0	67	51
Black	5	5	1	0	0	3	1
Native American	19	4	3	9	0	5	2
Two or More Races	13	8	0	1	0	2	3
<b>Presenting Problem/Diagnosis</b>							
Alcohol Abuse	27	7	23	0	0	2	2
Developmental Disorder	12	4	0	0	0	0	9
Mood Disorder	87	56	5	0	0	30	11
Non Alcohol/Drug Related Organic	5	2	0	0	0	4	0
Other Non-Psychotic	71	44	3	0	0	18	26
Other Psychotic	22	16	0	0	0	13	4
Personality Disorder	3	2	0	0	0	2	0
Schizophrenia	10	7	1	0	0	6	1
Social Conditions	39	9	4	23	0	0	4
Substance Related	25	8	19	0	0	2	0
<b>Other Indicators</b>							
Any Alcohol/Drug Problem	98	45	50	0	0	29	10
Custody of DHS	7	2	2	0	0	0	5
Custody of OJA	1	0	0	0	0	0	1
Dual Diagnosis	10	7	1	0	0	5	5
Homeless	9	2	1	6	0	0	0
Indigent	285	148	53	23	0	77	53
SED (6-17)	12	4	0	0	0	0	11
SMI (If ever)	114	68	13	2	0	60	12

Notes: The same client may be counted in more than one category, e.g., clients can receive services under more than one contract source, in more than one "County of Residence," or may have multiple "Other Indicators." Please see Definition page for other considerations.

Oklahoma Department of Mental Health and Substance Abuse Services  
**Counts of Admitted Clients Served by Funding Source for Each County of Residence During FY2000**  
**COUNTY OF RESIDENCE = MAYES**

	Contract Source						
	Total	Mental Health	Substance Abuse	Domestic Violence	Residential Care	Medicaid	Other
<b>Total</b>							
Unduplicated Count	677	242	206	83	101	151	35
<b>Agency Type</b>							
Community Mental Health Center	350	227	6	0	0	149	8
Domestic Violence and Sexual Assault	84	0	3	83	0	0	3
Hospital	45	20	0	0	0	2	24
Residential Care	101	0	0	0	101	0	0
Substance Abuse	199	0	199	0	0	0	0
<b>Sex</b>							
Female	278	93	75	50	33	75	5
Male	399	149	131	33	68	76	30
<b>Age</b>							
0-04	22	1	1	21	0	0	0
05-17	59	28	8	21	0	3	0
18-20	36	15	16	1	2	2	3
21-24	60	25	22	7	4	9	2
25-34	178	62	70	18	16	43	7
35-44	166	61	58	11	30	45	9
45-54	106	36	25	3	29	29	10
55-64	38	13	5	0	14	15	3
65-74	6	1	1	1	3	1	0
75-84	4	0	0	0	2	3	0
85+	2	0	0	0	1	1	1
<b>Race</b>							
White	513	178	151	53	84	116	28
Black	18	5	2	2	8	8	1
Native American	124	39	46	25	4	18	6
Hispanic	16	8	4	0	0	5	0
Asian	1	0	1	0	0	0	0
Two or More Races	28	14	4	5	5	4	0
<b>Presenting Problem/Diagnosis</b>							
Alcohol Abuse	96	6	86	0	2	1	3
Developmental Disorder	43	18	0	0	25	1	0
Mood Disorder	166	106	0	0	18	50	9
Non Alcohol/Drug Related Organic	5	2	0	0	0	2	1
Other Non-Psychotic	40	31	0	0	0	12	2
Other Psychotic	82	22	1	0	46	23	7
Schizophrenia	94	45	0	0	0	60	5
Social Conditions	99	1	7	83	10	0	3
Substance Related	130	14	117	0	0	2	5
Unknown/Other	1	0	0	0	1	0	0
Deferred/No Diagnosis	1	0	0	0	1	0	0
<b>Other Indicators</b>							
Any Alcohol/Drug Problem	317	88	200	1	8	39	19
Custody of DHS	4	1	1	1	1	1	0
Custody of DOC	22	2	21	0	0	0	0
Custody of OJA	2	0	2	0	0	0	0
Deaf and Hearing Impaired	1	0	0	0	0	0	1
Dual Diagnosis	80	51	1	0	0	30	8
Homeless	32	9	6	12	2	3	3

Notes: The same client may be counted in more than one category, e.g., clients can receive services under more than one contract source, in more than one "County of Residence," or may have multiple "Other Indicators." Please see Definition page for other considerations.

Oklahoma Department of Mental Health and Substance Abuse Services  
**Counts of Admitted Clients Served by Funding Source for Each County of Residence During FY2000**  
**COUNTY OF RESIDENCE = MAYES**

	<b>Contract Source</b>						
	<b>Total</b>	<b>Mental Health</b>	<b>Substance Abuse</b>	<b>Domestic Violence</b>	<b>Residential Care</b>	<b>Medicaid</b>	<b>Other</b>
Indigent	651	237	195	75	101	151	32
SED (6-17)	17	16	0	0	0	1	0
SMI (If ever)	366	183	35	4	101	144	24

Oklahoma Department of Mental Health and Substance Abuse Services  
 Counts of Admitted Clients Served by Funding Source for Each County of Residence During FY2000

COUNTY OF RESIDENCE = MCCLAIN

	Total	Contract Source					Medicaid	Other
		Mental Health	Substance Abuse	Domestic Violence	Residential Care			
<b>Total</b>								
Unduplicated Count	293	88	81	19	0	59	95	
<b>Agency Type</b>								
Community Mental Health Center	147	62	7	0	0	43	64	
Domestic Violence and Sexual Assault	20	0	0	19	0	0	2	
Hospital	63	22	0	0	0	9	34	
Other	9	9	0	0	0	0	0	
Substance Abuse	81	0	75	0	0	8	1	
<b>Sex</b>								
Female	149	47	38	16	0	35	42	
Male	144	41	43	3	0	24	53	
<b>Age</b>								
0-04	3	0	3	0	0	0	0	
05-17	40	10	7	5	0	14	7	
18-20	12	4	6	2	0	2	0	
21-24	27	10	8	2	0	5	7	
25-34	57	16	24	6	0	9	9	
35-44	81	31	24	3	0	11	29	
45-54	34	13	8	1	0	7	12	
55-64	15	2	1	0	0	4	11	
65-74	7	0	0	0	0	2	7	
75-84	7	1	0	0	0	1	6	
85+	10	1	0	0	0	4	7	
<b>Race</b>								
White	261	78	71	15	0	52	89	
Black	10	2	4	3	0	2	1	
Native American	15	5	5	0	0	4	3	
Hispanic	5	1	1	1	0	1	1	
Two or More Races	3	2	0	0	0	0	1	
<b>Presenting Problem/Diagnosis</b>								
Alcohol Abuse	28	4	21	0	0	2	2	
Developmental Disorder	11	3	1	0	0	5	3	
Mood Disorder	98	40	0	0	0	25	48	
Non Alcohol/Drug Related Organic	1	0	0	0	0	1	0	
Other Non-Psychotic	22	10	1	0	0	6	10	
Other Psychotic	31	15	1	0	0	3	17	
Schizophrenia	20	6	0	0	0	12	11	
Social Conditions	36	9	6	19	0	1	2	
Substance Related	60	3	51	0	0	5	4	
<b>Other Indicators</b>								
Any Alcohol/Drug Problem	142	28	75	2	0	18	39	
Custody of DHS	5	1	2	0	0	3	0	
Custody of DOC	5	0	4	0	0	1	0	
Custody of OJA	3	0	2	0	0	2	0	
Deaf and Hearing Impaired	6	3	0	0	0	0	4	
Dual Diagnosis	27	11	1	0	0	4	16	
Homeless	15	1	6	3	0	1	5	
Indigent	274	84	71	17	0	59	90	
SED (6-17)	16	2	0	0	0	10	4	
SMI (If ever)	124	47	12	2	0	32	67	

Notes: The same client may be counted in more than one category, e.g., clients can receive services under more than one contract source, in more than one "County of Residence," or may have multiple "Other Indicators." Please see Definition page for other considerations.



Oklahoma Department of Mental Health and Substance Abuse Services  
**Counts of Admitted Clients Served by Funding Source for Each County of Residence During FY2000**  
**COUNTY OF RESIDENCE = MCCURTAIN**

	Total	Contract Source					
		Mental Health	Substance Abuse	Domestic Violence	Residential Care	Medicaid	Other
<b>Total</b>							
Unduplicated Count	846	117	294	296	5	101	146
<b>Agency Type</b>							
Community Mental Health Center	285	104	3	0	0	101	145
Domestic Violence and Sexual Assault	296	0	0	296	0	0	0
Hospital	17	16	0	0	0	0	1
Residential Care	5	0	0	0	5	0	0
Substance Abuse	291	0	291	0	0	0	0
<b>Sex</b>							
Female	416	65	110	170	1	63	69
Male	430	52	184	126	4	38	77
<b>Age</b>							
0-04	27	0	8	19	0	0	0
05-17	158	2	97	51	0	6	7
18-20	52	2	23	23	0	2	5
21-24	85	15	36	35	0	4	3
25-34	175	32	63	72	0	13	27
35-44	185	34	40	71	3	30	41
45-54	119	22	24	21	1	28	37
55-64	34	10	3	4	1	12	15
65-74	8	0	0	0	0	5	8
75-84	3	0	0	0	0	1	3
<b>Race</b>							
White	609	91	205	217	1	66	103
Black	111	20	39	17	3	27	35
Native American	105	5	40	47	1	8	8
Hispanic	7	0	3	4	0	0	0
Asian	1	1	0	0	0	0	0
Two or More Races	19	0	8	11	0	0	0
<b>Presenting Problem/Diagnosis</b>							
Alcohol Abuse	83	2	73	3	1	0	5
Developmental Disorder	3	1	0	2	0	0	0
Mood Disorder	126	53	0	1	1	43	63
Non Alcohol/Drug Related Organic	6	1	0	0	0	1	5
Other Non-Psychotic	35	18	0	0	0	9	15
Other Psychotic	39	20	0	0	0	14	11
Schizophrenia	65	12	0	0	0	33	38
Social Conditions	307	4	15	287	1	0	1
Substance Related	224	6	208	1	1	1	8
Deferred/No Diagnosis	3	0	0	2	1	0	0
<b>Other Indicators</b>							
Any Alcohol/Drug Problem	395	50	280	39	2	20	33
Custody of DHS	8	0	5	3	0	0	0
Custody of DOC	41	1	37	3	0	0	0
Custody of OJA	5	0	4	0	0	0	1
Deaf and Hearing Impaired	2	0	0	1	0	0	1
Dual Diagnosis	44	21	0	0	0	15	15
Homeless	101	2	3	72	3	10	17
Indigent	814	117	289	272	5	99	143
SED (6-17)	1	0	0	0	0	1	0

Notes: The same client may be counted in more than one category, e.g., clients can receive services under more than one contract source, in more than one "County of Residence," or may have multiple "Other Indicators." Please see Definition page for other considerations.

Oklahoma Department of Mental Health and Substance Abuse Services  
 Counts of Admitted Clients Served by Funding Source for Each County of Residence During FY2000

**COUNTY OF RESIDENCE = MCCURTAIN**

	<b>Total</b>	<b>Contract Source</b>					<b>Other</b>
		<b>Mental Health</b>	<b>Substance Abuse</b>	<b>Domestic Violence</b>	<b>Residential Care</b>	<b>Medicaid</b>	
SMI (If ever)	209	64	16	18	5	76	93

Oklahoma Department of Mental Health and Substance Abuse Services  
**Counts of Admitted Clients Served by Funding Source for Each County of Residence During FY2000**

**COUNTY OF RESIDENCE = MCINTOSH**

	Total	Contract Source					
		Mental Health	Substance Abuse	Domestic Violence	Residential Care	Medicaid	Other
<b>Total</b>							
Unduplicated Count	330	104	109	9	53	83	27
<b>Agency Type</b>							
Community Mental Health Center	152	100	3	0	1	58	21
Domestic Violence and Sexual Assault	8	0	0	8	0	0	0
Hospital	11	4	0	0	0	2	6
Residential Care	52	0	0	0	52	0	0
Substance Abuse	122	0	107	1	0	23	0
<b>Sex</b>							
Female	163	54	43	8	27	46	10
Male	167	50	66	1	26	37	17
<b>Age</b>							
0-04	7	2	5	0	0	0	0
05-17	37	15	10	2	0	13	2
18-20	14	5	4	1	3	2	1
21-24	24	10	11	0	2	4	1
25-34	82	16	38	2	14	20	7
35-44	89	26	29	2	21	18	5
45-54	47	19	10	2	9	12	4
55-64	22	8	2	0	4	10	4
65-74	7	3	0	0	0	3	2
75-84	1	0	0	0	0	1	1
<b>Race</b>							
White	272	83	90	9	40	68	24
Black	24	8	5	0	8	8	1
Native American	23	7	8	0	3	6	2
Hispanic	3	0	1	0	2	0	0
Two or More Races	13	7	5	0	0	1	0
<b>Presenting Problem/Diagnosis</b>							
Alcohol Abuse	28	0	27	0	0	2	0
Developmental Disorder	62	4	3	0	51	6	0
Mood Disorder	92	54	9	0	1	26	14
Non Alcohol/Drug Related Organic	2	2	0	0	0	1	0
Other Non-Psychotic	25	14	3	0	0	11	2
Other Psychotic	22	11	0	0	1	11	6
Personality Disorder	1	1	0	0	0	0	0
Schizophrenia	24	16	0	0	0	14	2
Social Conditions	24	1	15	6	0	3	0
Substance Related	60	1	52	0	0	9	3
Deferred/No Diagnosis	3	0	0	3	0	0	0
<b>Other Indicators</b>							
Any Alcohol/Drug Problem	141	25	90	3	1	30	9
Custody of DHS	9	3	5	0	0	1	0
Custody of DOC	17	1	14	0	2	0	0
Deaf and Hearing Impaired	1	0	0	1	0	0	0
Dual Diagnosis	27	13	4	0	1	8	5
Homeless	12	5	1	2	0	3	3
Indigent	326	104	105	9	53	83	27
SED (6-17)	13	11	0	0	0	2	2
SMI (If ever)	185	83	17	1	52	59	15

Notes: The same client may be counted in more than one category, e.g., clients can receive services under more than one contract source, in more than one "County of Residence," or may have multiple "Other Indicators." Please see Definition page for other considerations.

Oklahoma Department of Mental Health and Substance Abuse Services  
**Counts of Admitted Clients Served by Funding Source for Each County of Residence During FY2000**

**COUNTY OF RESIDENCE = MURRAY**

	Total	Contract Source					
		Mental Health	Substance Abuse	Domestic Violence	Residential Care	Medicaid	Other
<b>Total</b>							
Unduplicated Count	291	184	55	13	4	70	32
<b>Agency Type</b>							
Community Mental Health Center	241	177	32	0	0	69	19
Domestic Violence and Sexual Assault	13	0	0	13	0	0	0
Hospital	23	9	0	0	0	1	14
Other	2	2	0	0	0	0	0
Residential Care	4	0	0	0	4	0	0
Substance Abuse	26	0	26	0	0	0	0
<b>Sex</b>							
Female	158	104	24	7	1	48	12
Male	133	80	31	6	3	22	20
<b>Age</b>							
0-04	6	0	1	5	0	0	0
05-17	26	10	2	2	0	7	14
18-20	10	7	2	2	0	1	1
21-24	19	11	2	2	0	4	2
25-34	67	53	22	1	0	6	5
35-44	75	45	18	1	2	18	6
45-54	52	33	7	0	2	17	1
55-64	24	18	1	0	0	11	3
65-74	9	5	0	0	0	5	0
75-84	2	1	0	0	0	1	0
85+	1	1	0	0	0	0	0
<b>Race</b>							
White	243	160	34	12	3	58	29
Black	15	6	6	0	1	3	0
Native American	25	11	11	1	0	7	2
Hispanic	6	4	4	0	0	0	0
Two or More Races	5	3	1	0	0	2	1
<b>Presenting Problem/Diagnosis</b>							
Alcohol Abuse	25	16	16	0	0	2	0
Developmental Disorder	17	6	0	0	4	3	7
Mood Disorder	114	86	7	0	0	30	12
Non Alcohol/Drug Related Organic	5	3	0	0	0	3	0
Other Non-Psychotic	29	20	2	0	0	7	4
Other Psychotic	29	23	2	1	0	10	5
Schizophrenia	24	13	0	0	0	14	3
Social Conditions	20	6	2	12	0	0	0
Substance Related	38	13	28	0	0	1	2
<b>Other Indicators</b>							
Any Alcohol/Drug Problem	101	57	50	0	0	12	11
Custody of DHS	1	0	1	0	0	0	0
Custody of OJA	1	1	0	0	0	1	1
Deaf and Hearing Impaired	3	1	0	0	0	2	1
Dual Diagnosis	22	15	7	0	0	1	4
Homeless	9	5	5	0	0	1	2
Indigent	278	176	53	13	4	69	30
SED (6-17)	8	2	0	0	0	2	7
SMI (If ever)	163	108	22	2	4	54	17

Notes: The same client may be counted in more than one category, e.g., clients can receive services under more than one contract source, in more than one "County of Residence," or may have multiple "Other Indicators." Please see Definition page for other considerations.

Oklahoma Department of Mental Health and Substance Abuse Services  
 Counts of Admitted Clients Served by Funding Source for Each County of Residence During FY2000

COUNTY OF RESIDENCE = MUSKOGEE

	Total	Contract Source					
		Mental Health	Substance Abuse	Domestic Violence	Residential Care	Medicaid	Other
<b>Total</b>							
Unduplicated Count	1,297	659	386	173	47	265	70
<b>Agency Type</b>							
Community Mental Health Center	925	636	185	0	34	261	28
Domestic Violence and Sexual Assault	170	0	0	169	0	0	1
Hospital	72	36	0	0	0	1	41
Residential Care	14	0	0	0	14	0	0
Substance Abuse	211	0	211	4	0	4	0
<b>Sex</b>							
Female	748	337	261	130	12	175	20
Male	549	322	125	43	35	90	50
<b>Age</b>							
0-04	65	11	17	39	0	0	0
05-17	170	105	22	45	0	3	0
18-20	71	39	23	7	3	4	2
21-24	121	54	51	11	1	21	2
25-34	318	154	126	36	5	57	19
35-44	325	159	119	25	12	83	35
45-54	147	82	26	7	11	61	8
55-64	64	43	2	2	11	28	2
65-74	12	9	0	1	3	7	2
75-84	4	3	0	0	1	1	0
<b>Race</b>							
White	869	491	233	94	32	177	45
Black	232	106	65	40	8	60	13
Native American	128	32	65	19	5	17	11
Hispanic	10	3	4	4	0	1	0
Asian	3	3	0	0	0	1	0
Two or More Races	71	24	24	16	2	9	1
<b>Presenting Problem/Diagnosis</b>							
Alcohol Abuse	57	4	53	0	0	3	2
Developmental Disorder	65	59	0	0	2	11	0
Mood Disorder	335	268	6	1	11	112	22
Non Alcohol/Drug Related Organic	9	6	0	0	0	3	1
Other Non-Psychotic	110	102	1	0	2	14	4
Other Psychotic	79	52	0	0	15	28	12
Personality Disorder	8	5	0	0	0	6	0
Schizophrenia	102	73	1	0	15	61	8
Social Conditions	236	56	25	156	3	12	1
Substance Related	345	39	303	4	0	16	20
Unknown/Other	2	2	0	0	0	0	0
Deferred/No Diagnosis	12	0	0	12	0	0	0
<b>Other Indicators</b>							
Any Alcohol/Drug Problem	564	176	360	34	4	72	45
Custody of DHS	28	23	5	0	0	3	0
Custody of DOC	147	9	137	1	1	2	3
Custody of OJA	6	1	5	0	0	0	0
Deaf and Hearing Impaired	3	1	2	0	0	0	0
Dual Diagnosis	117	72	28	0	3	33	13
Homeless	96	48	34	19	0	11	0

Notes: The same client may be counted in more than one category, e.g., clients can receive services under more than one contract source, in more than one "County of Residence," or may have multiple "Other Indicators." Please see Definition page for other considerations.

Oklahoma Department of Mental Health and Substance Abuse Services  
 Counts of Admitted Clients Served by Funding Source for Each County of Residence During FY2000

COUNTY OF RESIDENCE = MUSKOGEE

	Total	Contract Source					Other
		Mental Health	Substance Abuse	Domestic Violence	Residential Care	Medicaid	
Indigent	1,253	640	371	166	47	264	65
SED (6-17)	62	62	0	0	0	0	0
SMI (If ever)	780	499	171	42	47	259	44

Oklahoma Department of Mental Health and Substance Abuse Services  
**Counts of Admitted Clients Served by Funding Source for Each County of Residence During FY2000**

**COUNTY OF RESIDENCE = NOBLE**

	Total	Contract Source					
		Mental Health	Substance Abuse	Domestic Violence	Residential Care	Medicaid	Other
<b>Total</b>							
Unduplicated Count	156	46	59	24	5	31	10
<b>Agency Type</b>							
Community Mental Health Center	72	46	4	0	0	31	4
Domestic Violence and Sexual Assault	24	0	0	24	0	0	3
Hospital	4	1	0	0	0	0	3
Residential Care	5	0	0	0	5	0	0
Substance Abuse	58	0	58	0	0	0	0
<b>Sex</b>							
Female	70	24	15	15	2	20	3
Male	86	22	44	9	3	11	7
<b>Age</b>							
0-04	6	0	0	6	0	0	0
05-17	10	3	1	4	0	3	0
18-20	10	2	7	1	0	1	0
21-24	14	1	11	2	0	0	0
25-34	34	11	12	10	1	3	4
35-44	29	12	12	0	0	8	3
45-54	27	11	7	1	3	5	2
55-64	14	5	6	0	1	3	1
65-74	5	0	2	0	0	3	0
75-84	5	1	1	0	0	3	0
85+	2	0	0	0	0	2	0
<b>Race</b>							
White	124	39	41	20	5	24	7
Black	4	1	0	0	0	2	2
Native American	24	5	16	3	0	4	1
Two or More Races	6	2	3	1	0	1	0
<b>Presenting Problem/Diagnosis</b>							
Alcohol Abuse	49	3	46	0	0	0	0
Developmental Disorder	6	1	3	0	0	1	2
Mood Disorder	47	28	0	1	4	19	2
Non Alcohol/Drug Related Organic	1	0	0	0	0	1	0
Other Non-Psychotic	8	6	0	0	0	2	1
Other Psychotic	5	3	0	0	1	2	1
Schizophrenia	10	6	1	0	0	6	1
Social Conditions	22	0	0	22	0	0	3
Substance Related	12	0	12	0	0	0	0
Deferred/No Diagnosis	1	0	0	1	0	0	0
<b>Other Indicators</b>							
Any Alcohol/Drug Problem	67	6	59	2	0	3	2
Custody of DOC	4	1	1	1	0	0	1
Custody of OJA	1	0	1	0	0	0	0
Deaf and Hearing Impaired	1	0	0	0	0	1	0
Dual Diagnosis	4	3	1	0	0	2	0
Homeless	8	1	6	1	0	0	1
Indigent	142	43	55	20	4	30	8
SED (6-17)	4	2	0	0	0	3	0
SMI (If ever)	68	29	15	2	5	25	5

Notes: The same client may be counted in more than one category, e.g., clients can receive services under more than one contract source, in more than one "County of Residence," or may have multiple "Other Indicators." Please see Definition page for other considerations.

Oklahoma Department of Mental Health and Substance Abuse Services  
**Counts of Admitted Clients Served by Funding Source for Each County of Residence During FY2000**

**COUNTY OF RESIDENCE = NOWATA**

	Total	Contract Source					
		Mental Health	Substance Abuse	Domestic Violence	Residential Care	Medicaid	Other
<b>Total</b>							
Unduplicated Count	141	31	38	56	2	18	7
<b>Agency Type</b>							
Community Mental Health Center	42	26	3	0	0	15	1
Domestic Violence and Sexual Assault	57	0	0	56	0	0	3
Hospital	11	6	0	0	0	3	3
Residential Care	2	0	0	0	2	0	0
Substance Abuse	35	0	35	0	0	0	0
<b>Sex</b>							
Female	69	8	15	37	0	9	2
Male	72	23	23	19	2	9	5
<b>Age</b>							
0-04	10	0	1	9	0	0	0
05-17	11	4	1	4	0	3	0
18-20	6	0	2	3	0	1	1
21-24	11	2	5	4	0	0	1
25-34	38	9	11	17	0	2	0
35-44	40	7	11	14	2	7	5
45-54	14	4	5	3	0	2	0
55-64	6	3	1	0	0	3	0
65-74	5	2	1	2	0	0	0
<b>Race</b>							
White	107	29	26	38	2	16	6
Black	2	0	1	1	0	0	0
Native American	29	1	9	16	0	2	1
Hispanic	2	0	2	0	0	0	0
Two or More Races	2	1	0	1	0	0	0
<b>Presenting Problem/Diagnosis</b>							
Alcohol Abuse	12	0	12	0	0	0	0
Developmental Disorder	4	3	0	0	1	0	0
Mood Disorder	33	21	1	2	0	11	2
Other Non-Psychotic	5	2	0	0	0	3	0
Other Psychotic	5	1	0	0	1	2	1
Schizophrenia	6	4	0	0	0	2	0
Social Conditions	56	0	2	53	0	0	3
Substance Related	23	1	23	0	0	0	1
Deferred/No Diagnosis	1	0	0	1	0	0	0
<b>Other Indicators</b>							
Any Alcohol/Drug Problem	54	11	36	2	0	7	3
Custody of DOC	2	0	1	1	0	0	0
Custody of OJA	3	1	0	0	0	2	0
Dual Diagnosis	10	5	0	0	0	3	2
Homeless	4	0	0	3	0	1	0
Indigent	135	31	35	53	2	18	7
SED (6-17)	3	1	0	0	0	2	0
SMI (If ever)	49	24	6	4	2	16	3

Notes: The same client may be counted in more than one category, e.g., clients can receive services under more than one contract source, in more than one "County of Residence," or may have multiple "Other Indicators." Please see Definition page for other considerations.



Oklahoma Department of Mental Health and Substance Abuse Services  
**Counts of Admitted Clients Served by Funding Source for Each County of Residence During FY2000**

**COUNTY OF RESIDENCE = OKFUSKEE**

	Total	Contract Source					
		Mental Health	Substance Abuse	Domestic Violence	Residential Care	Medicaid	Other
<b>Total</b>							
Unduplicated Count	429	110	58	35	163	115	27
<b>Agency Type</b>							
Community Mental Health Center	183	95	1	0	0	111	2
Domestic Violence and Sexual Assault	35	0	0	35	0	0	0
Hospital	42	16	0	0	0	2	25
Residential Care	163	0	0	0	163	0	0
Substance Abuse	57	0	57	0	0	2	0
<b>Sex</b>							
Female	193	49	18	30	63	53	9
Male	236	61	40	5	100	62	18
<b>Age</b>							
0-04	3	0	2	1	0	0	0
05-17	13	3	0	10	0	0	0
18-20	18	6	3	2	6	8	0
21-24	26	8	7	1	8	6	1
25-34	90	16	14	10	29	25	9
35-44	147	39	24	5	56	38	11
45-54	85	26	8	3	39	23	5
55-64	38	9	0	2	19	14	1
65-74	5	1	0	1	4	0	0
75-84	4	2	0	0	2	1	0
<b>Race</b>							
White	263	79	33	26	77	77	18
Black	117	20	4	1	78	26	7
Native American	42	8	19	8	6	8	2
Hispanic	2	0	1	0	0	1	0
Asian	1	1	0	0	0	0	0
Two or More Races	8	3	2	0	2	3	0
<b>Presenting Problem/Diagnosis</b>							
Alcohol Abuse	33	4	27	0	0	0	3
Developmental Disorder	35	3	0	0	29	3	0
Mood Disorder	73	38	0	0	5	34	6
Non Alcohol/Drug Related Organic	2	0	0	0	0	2	0
Other Non-Psychotic	28	15	0	0	0	12	3
Other Psychotic	156	20	1	0	121	21	7
Personality Disorder	1	0	0	0	0	1	0
Schizophrenia	64	30	0	0	0	39	7
Social Conditions	49	0	4	35	9	1	0
Substance Related	28	1	26	0	0	2	1
<b>Other Indicators</b>							
Any Alcohol/Drug Problem	111	30	54	11	1	20	11
Custody of DHS	1	0	1	0	0	0	0
Custody of DOC	4	0	0	0	0	4	0
Deaf and Hearing Impaired	1	0	0	0	0	1	0
Dual Diagnosis	25	14	2	0	0	8	4
Homeless	10	2	0	2	6	0	0
Indigent	414	105	57	29	156	114	27
SED (6-17)	3	3	0	0	0	0	0
SMI (If ever)	338	97	10	5	161	113	26

Notes: The same client may be counted in more than one category, e.g., clients can receive services under more than one contract source, in more than one "County of Residence," or may have multiple "Other Indicators." Please see Definition page for other considerations.

**Oklahoma Department of Mental Health and Substance Abuse Services**  
**Counts of Admitted Clients Served by Funding Source for Each County of Residence During FY2000**  
**COUNTY OF RESIDENCE = OKLAHOMA**

	Total	Contract Source					
		Mental Health	Substance Abuse	Domestic Violence	Residential Care	Medicaid	Other
<b>Total</b>							
Unduplicated Count	10,542	5,146	3,349	994	72	1,908	924
<b>Agency Type</b>							
Community Mental Health Center	6,365	4,957	207	0	0	1,855	419
Domestic Violence and Sexual Assault	995	0	1	994	0	0	19
Hospital	793	300	0	0	0	50	500
Other	59	59	0	0	0	0	0
Residential Care	72	0	0	0	72	0	0
Substance Abuse	3,171	0	3,158	0	0	7	27
<b>Sex</b>							
Female	5,342	2,523	1,354	752	22	1,187	429
Male	5,200	2,623	1,995	242	50	721	495
<b>Age</b>							
0-04	370	37	154	180	0	2	6
05-17	1,292	655	337	184	0	122	117
18-20	397	184	162	47	0	38	32
21-24	717	345	285	87	2	53	54
25-34	2,214	1,079	852	246	4	274	212
35-44	2,855	1,456	1,032	148	22	486	254
45-54	1,590	860	404	82	20	391	152
55-64	647	367	87	17	15	245	66
65-74	277	114	28	2	8	154	24
75-84	137	37	8	1	1	106	6
85+	46	12	0	0	0	37	1
<b>Race</b>							
White	6,992	3,598	2,087	537	52	1,338	666
Black	2,488	1,052	952	243	16	435	182
Native American	485	214	166	70	2	61	39
Hispanic	243	107	77	44	0	15	14
Asian	91	61	9	11	1	16	10
Two or More Races	370	159	77	91	1	50	15
<b>Presenting Problem/Diagnosis</b>							
Alcohol Abuse	1,061	362	728	0	1	25	46
Developmental Disorder	293	213	14	0	1	79	54
Mood Disorder	2,746	2,075	114	0	12	743	317
Non Alcohol/Drug Related Organic	99	62	0	0	0	39	13
Other Non-Psychotic	784	602	23	0	0	202	64
Other Psychotic	954	698	8	0	23	280	180
Personality Disorder	16	14	1	0	0	6	1
Schizophrenia	1,094	698	13	0	0	518	170
Social Conditions	1,855	401	430	990	32	12	23
Substance Related	2,311	301	2,054	1	0	21	63
Unknown/Other	7	1	0	0	2	0	4
Deferred/No Diagnosis	25	4	16	3	1	0	1
<b>Other Indicators</b>							
Any Alcohol/Drug Problem	5,193	2,253	2,892	38	7	492	408
Custody of DHS	185	34	125	1	2	21	11
Custody of DOC	341	66	259	5	0	21	7
Custody of OJA	22	3	11	0	0	7	1
Deaf and Hearing Impaired	61	26	4	2	2	32	4

Notes: The same client may be counted in more than one category, e.g., clients can receive services under more than one contract source, in more than one "County of Residence," or may have multiple "Other Indicators." Please see Definition page for other considerations.

**Oklahoma Department of Mental Health and Substance Abuse Services**  
**Counts of Admitted Clients Served by Funding Source for Each County of Residence During FY2000**  
**COUNTY OF RESIDENCE = OKLAHOMA**

	<b>Contract Source</b>						
	<b>Total</b>	<b>Mental Health</b>	<b>Substance Abuse</b>	<b>Domestic Violence</b>	<b>Residential Care</b>	<b>Medicaid</b>	<b>Other</b>
Dual Diagnosis	997	795	78	0	0	219	147
Homeless	865	538	178	134	4	49	142
Indigent	9,968	4,991	3,105	825	72	1,891	857
SED (6-17)	251	165	1	0	0	73	81
SMI (If ever)	5,008	3,520	578	106	72	1,513	682

Oklahoma Department of Mental Health and Substance Abuse Services  
**Counts of Admitted Clients Served by Funding Source for Each County of Residence During FY2000**

**COUNTY OF RESIDENCE = OKMULGEE**

	Total	Contract Source					
		Mental Health	Substance Abuse	Domestic Violence	Residential Care	Medicaid	Other
<b>Total</b>							
Unduplicated Count	672	178	173	181	33	166	48
<b>Agency Type</b>							
Community Mental Health Center	293	151	17	0	0	156	3
Domestic Violence and Sexual Assault	183	0	2	180	0	0	4
Hospital	75	41	0	0	0	3	41
Residential Care	33	0	0	0	33	0	0
Substance Abuse	168	0	160	3	0	11	0
<b>Sex</b>							
Female	374	87	69	134	13	116	12
Male	298	91	104	47	20	50	36
<b>Age</b>							
0-04	22	0	1	21	0	0	0
05-17	69	15	8	42	0	3	1
18-20	37	6	10	12	0	9	7
21-24	64	18	24	26	0	7	6
25-34	175	54	58	43	8	46	13
35-44	160	40	52	27	9	43	13
45-54	91	35	13	9	10	27	6
55-64	38	8	7	1	3	19	2
65-74	15	2	0	0	3	11	0
85+	1	0	0	0	0	1	0
<b>Race</b>							
White	469	130	130	104	26	124	35
Black	84	28	15	18	5	27	8
Native American	96	16	24	47	2	11	4
Hispanic	8	1	2	4	0	0	1
Two or More Races	20	4	4	8	0	4	0
<b>Presenting Problem/Diagnosis</b>							
Alcohol Abuse	46	1	42	0	1	2	1
Developmental Disorder	42	9	1	0	30	1	2
Mood Disorder	178	101	12	0	0	78	15
Non Alcohol/Drug Related Organic	2	1	0	0	0	1	0
Other Non-Psychotic	42	24	0	0	0	19	5
Other Psychotic	48	25	4	0	1	16	14
Personality Disorder	6	2	1	0	0	4	0
Schizophrenia	61	23	0	0	0	40	7
Social Conditions	192	0	13	180	1	0	4
Substance Related	115	1	110	0	0	10	1
Deferred/No Diagnosis	1	0	0	1	0	0	0
<b>Other Indicators</b>							
Any Alcohol/Drug Problem	263	45	168	39	1	25	28
Custody of DHS	2	0	0	0	0	2	0
Custody of DOC	21	5	10	1	1	6	1
Custody of OJA	1	0	1	0	0	0	0
Deaf and Hearing Impaired	4	1	0	0	0	2	1
Dual Diagnosis	38	19	11	0	0	7	14
Homeless	52	13	6	28	1	4	3
Indigent	652	176	170	167	33	166	45
SED (6-17)	9	6	0	0	0	2	1

Notes: The same client may be counted in more than one category, e.g., clients can receive services under more than one contract source, in more than one "County of Residence," or may have multiple "Other Indicators." Please see Definition page for other considerations.

Oklahoma Department of Mental Health and Substance Abuse Services  
 Counts of Admitted Clients Served by Funding Source for Each County of Residence During FY2000

**COUNTY OF RESIDENCE = OKMULGEE**

	<b>Total</b>	<b>Contract Source</b>					
		<b>Mental Health</b>	<b>Substance Abuse</b>	<b>Domestic Violence</b>	<b>Residential Care</b>	<b>Medicaid</b>	<b>Other</b>
SMI (If ever)	334	144	46	17	33	142	38

Oklahoma Department of Mental Health and Substance Abuse Services  
**Counts of Admitted Clients Served by Funding Source for Each County of Residence During FY2000**  
**COUNTY OF RESIDENCE = OSAGE**

	Contract Source						
	Total	Mental Health	Substance Abuse	Domestic Violence	Residential Care	Medicaid	Other
<b>Total</b>							
Unduplicated Count	428	124	207	56	2	59	25
<b>Agency Type</b>							
Community Mental Health Center	154	105	12	0	0	58	1
Domestic Violence and Sexual Assault	60	0	1	56	0	0	9
Hospital	19	8	0	0	0	1	11
Residential Care	2	0	0	0	2	0	0
Substance Abuse	205	13	195	0	0	0	4
<b>Sex</b>							
Female	218	68	92	38	1	37	8
Male	210	56	115	18	1	22	17
<b>Age</b>							
0-04	10	0	5	5	0	0	0
05-17	86	11	47	17	0	16	1
18-20	28	5	19	4	0	2	1
21-24	33	6	21	3	1	2	2
25-34	81	25	37	14	0	6	9
35-44	98	40	43	9	0	13	7
45-54	63	24	30	2	1	13	2
55-64	21	9	5	2	0	4	2
65-74	7	3	0	0	0	3	1
75-84	1	1	0	0	0	0	0
<b>Race</b>							
White	306	101	138	36	1	46	16
Black	19	5	9	5	0	4	2
Native American	88	13	54	12	1	5	5
Hispanic	3	1	0	2	0	1	0
Two or More Races	16	5	7	1	0	3	2
<b>Presenting Problem/Diagnosis</b>							
Alcohol Abuse	59	7	55	0	0	0	2
Developmental Disorder	13	8	2	0	0	5	0
Mood Disorder	88	57	12	0	1	28	4
Non Alcohol/Drug Related Organic	2	1	0	0	0	1	0
Other Non-Psychotic	27	15	4	0	0	9	1
Other Psychotic	19	11	1	0	1	5	5
Personality Disorder	3	1	2	0	0	0	0
Schizophrenia	23	17	1	0	0	11	0
Social Conditions	99	6	35	56	0	0	9
Substance Related	104	2	98	0	0	0	4
<b>Other Indicators</b>							
Any Alcohol/Drug Problem	199	30	166	1	0	6	9
Custody of DHS	12	2	9	0	0	1	0
Custody of DOC	9	1	8	0	0	0	0
Custody of OJA	1	0	0	0	0	1	0
Deaf and Hearing Impaired	1	0	0	0	0	0	1
Dual Diagnosis	26	13	13	0	0	4	3
Homeless	10	0	4	6	0	0	0
Indigent	399	117	194	48	2	59	20
SED (6-17)	14	3	0	0	0	11	1
SMI (If ever)	140	80	34	4	2	40	10

Notes: The same client may be counted in more than one category, e.g., clients can receive services under more than one contract source, in more than one "County of Residence," or may have multiple "Other Indicators." Please see Definition page for other considerations.

Oklahoma Department of Mental Health and Substance Abuse Services  
**Counts of Admitted Clients Served by Funding Source for Each County of Residence During FY2000**  
**COUNTY OF RESIDENCE = OTTAWA**

	Total	Contract Source					
		Mental Health	Substance Abuse	Domestic Violence	Residential Care	Medicaid	Other
<b>Total</b>							
Unduplicated Count	530	198	156	135	10	85	23
<b>Agency Type</b>							
Community Mental Health Center	234	184	2	0	0	82	2
Domestic Violence and Sexual Assault	135	0	0	135	0	0	0
Hospital	58	37	0	0	0	3	21
Residential Care	10	0	0	0	10	0	0
Substance Abuse	154	0	154	0	0	0	0
<b>Sex</b>							
Female	291	94	50	115	3	57	10
Male	239	104	106	20	7	28	13
<b>Age</b>							
0-04	20	0	0	20	0	0	0
05-17	109	27	48	36	0	0	0
18-20	27	14	9	6	0	4	0
21-24	53	21	19	9	1	10	3
25-34	129	50	39	32	4	21	8
35-44	110	43	34	24	4	20	6
45-54	55	27	4	7	0	19	5
55-64	20	12	3	0	1	8	0
65-74	5	2	0	1	0	2	1
75-84	2	2	0	0	0	1	0
<b>Race</b>							
White	412	168	124	78	7	75	21
Black	7	2	2	1	1	1	0
Native American	81	25	25	28	1	6	1
Hispanic	7	1	5	0	1	1	0
Two or More Races	39	7	1	28	0	2	1
<b>Presenting Problem/Diagnosis</b>							
Alcohol Abuse	56	10	48	0	0	1	0
Developmental Disorder	15	13	0	0	1	1	0
Mood Disorder	162	115	1	0	4	56	15
Non Alcohol/Drug Related Organic	2	0	0	0	0	2	0
Other Non-Psychotic	11	9	1	0	0	2	0
Other Psychotic	34	27	0	0	2	7	2
Personality Disorder	3	3	0	0	0	2	0
Schizophrenia	25	16	0	0	0	12	4
Social Conditions	140	1	2	135	2	0	0
Substance Related	114	13	104	0	0	2	2
Deferred/No Diagnosis	1	0	0	0	1	0	0
<b>Other Indicators</b>							
Any Alcohol/Drug Problem	228	79	154	0	3	16	11
Custody of DHS	1	1	0	0	0	0	0
Custody of DOC	11	1	10	0	0	0	0
Custody of OJA	4	1	3	0	0	0	0
Deaf and Hearing Impaired	2	1	0	0	0	1	0
Dual Diagnosis	48	37	2	0	0	10	6
Homeless	86	2	1	83	0	0	0
Indigent	520	193	155	130	10	85	23
SED (6-17)	17	17	0	0	0	0	0

Notes: The same client may be counted in more than one category, e.g., clients can receive services under more than one contract source, in more than one "County of Residence," or may have multiple "Other Indicators." Please see Definition page for other considerations.

Oklahoma Department of Mental Health and Substance Abuse Services  
 Counts of Admitted Clients Served by Funding Source for Each County of Residence During FY2000

COUNTY OF RESIDENCE = OTTAWA

	Total	Contract Source					
		Mental Health	Substance Abuse	Domestic Violence	Residential Care	Medicaid	Other
SMI (If ever)	222	146	25	9	10	78	20



Oklahoma Department of Mental Health and Substance Abuse Services  
**Counts of Admitted Clients Served by Funding Source for Each County of Residence During FY2000**

**COUNTY OF RESIDENCE = PAWNEE**

	Total	Contract Source					
		Mental Health	Substance Abuse	Domestic Violence	Residential Care	Medicaid	Other
<b>Total</b>							
Unduplicated Count	276	101	117	26	0	54	21
<b>Agency Type</b>							
Community Mental Health Center	122	79	2	0	0	52	1
Domestic Violence and Sexual Assault	28	0	1	26	0	0	11
Hospital	17	7	0	0	0	2	8
Other	3	3	0	0	0	0	0
Substance Abuse	123	14	116	0	0	0	1
<b>Sex</b>							
Female	144	61	42	17	0	41	7
Male	132	40	75	9	0	13	14
<b>Age</b>							
0-04	1	0	0	1	0	0	1
05-17	55	13	32	5	0	12	3
18-20	17	4	9	3	0	3	1
21-24	15	5	6	4	0	1	2
25-34	57	23	22	6	0	11	5
35-44	63	30	27	5	0	9	5
45-54	40	17	13	1	0	9	2
55-64	20	8	6	0	0	5	2
65-74	7	1	2	1	0	3	0
85+	1	0	0	0	0	1	0
<b>Race</b>							
White	216	84	80	17	0	53	14
Black	5	3	1	2	0	0	0
Native American	37	11	27	0	0	1	1
Asian	2	1	0	1	0	0	0
Two or More Races	20	3	11	6	0	0	6
<b>Presenting Problem/Diagnosis</b>							
Alcohol Abuse	65	2	64	0	0	0	0
Developmental Disorder	12	3	6	0	0	4	0
Mood Disorder	83	56	6	1	0	25	6
Non Alcohol/Drug Related Organic	2	0	1	0	0	1	0
Other Non-Psychotic	31	19	2	0	0	13	0
Other Psychotic	8	5	0	0	0	5	0
Personality Disorder	1	0	1	0	0	0	0
Schizophrenia	13	7	2	0	0	5	2
Social Conditions	43	9	9	24	0	1	11
Substance Related	32	2	28	1	0	0	2
Deferred/No Diagnosis	1	0	1	0	0	0	0
<b>Other Indicators</b>							
Any Alcohol/Drug Problem	127	18	99	2	0	8	8
Custody of DHS	2	0	0	1	0	1	1
Custody of DOC	1	0	1	0	0	0	0
Deaf and Hearing Impaired	6	3	0	0	0	3	0
Dual Diagnosis	13	4	3	0	0	4	3
Homeless	10	4	3	3	0	1	0
Indigent	263	96	111	24	0	53	17
SED (6-17)	3	0	0	0	0	3	0
SMI (If ever)	112	67	19	4	0	36	8

Notes: The same client may be counted in more than one category, e.g., clients can receive services under more than one contract source, in more than one "County of Residence," or may have multiple "Other Indicators." Please see Definition page for other considerations.

Oklahoma Department of Mental Health and Substance Abuse Services  
**Counts of Admitted Clients Served by Funding Source for Each County of Residence During FY2000**

**COUNTY OF RESIDENCE = PAYNE**

	Total	Contract Source					
		Mental Health	Substance Abuse	Domestic Violence	Residential Care	Medicaid	Other
<b>Total</b>							
Unduplicated Count	1,163	360	401	275	1	179	202
<b>Agency Type</b>							
Community Mental Health Center	428	294	24	0	0	171	20
Domestic Violence and Sexual Assault	309	0	0	275	0	0	158
Hospital	58	26	0	0	0	9	27
Other	59	59	0	0	0	0	0
Residential Care	1	0	0	0	1	0	0
Substance Abuse	389	0	387	0	0	1	2
<b>Sex</b>							
Female	532	186	104	162	0	113	107
Male	631	174	297	113	1	66	95
<b>Age</b>							
0-04	58	0	4	48	0	0	37
05-17	75	12	9	36	0	10	21
18-20	91	13	62	7	0	15	8
21-24	186	35	110	36	0	12	29
25-34	263	87	86	70	0	27	51
35-44	265	102	87	54	0	36	37
45-54	143	68	36	21	1	40	14
55-64	47	29	6	2	0	18	3
65-74	14	8	1	0	0	6	1
75-84	10	4	0	1	0	5	1
85+	11	2	0	0	0	10	0
<b>Race</b>							
White	950	317	319	199	1	163	141
Black	67	12	31	20	0	4	16
Native American	89	23	35	27	0	10	13
Hispanic	19	3	3	13	0	0	10
Asian	9	0	0	4	0	0	8
Two or More Races	43	7	15	12	0	2	14
<b>Presenting Problem/Diagnosis</b>							
Alcohol Abuse	263	6	256	0	0	0	3
Developmental Disorder	22	2	10	0	0	8	3
Mood Disorder	240	170	7	0	0	93	18
Non Alcohol/Drug Related Organic	2	1	0	0	0	1	0
Other Non-Psychotic	48	27	1	0	0	21	4
Other Psychotic	75	57	3	0	0	19	8
Schizophrenia	65	41	2	0	0	33	8
Social Conditions	329	58	11	240	1	2	121
Substance Related	149	12	134	0	0	4	5
Unknown/Other	1	0	0	1	0	0	0
Deferred/No Diagnosis	49	1	0	34	0	0	37
<b>Other Indicators</b>							
Any Alcohol/Drug Problem	527	110	393	9	0	44	26
Custody of DHS	16	0	8	6	0	2	1
Custody of DOC	15	8	6	0	0	1	0
Custody of OJA	3	0	1	0	0	2	0
Deaf and Hearing Impaired	2	1	0	0	0	1	0
Dual Diagnosis	58	43	13	0	0	20	3

Notes: The same client may be counted in more than one category, e.g., clients can receive services under more than one contract source, in more than one "County of Residence," or may have multiple "Other Indicators." Please see Definition page for other considerations.

Oklahoma Department of Mental Health and Substance Abuse Services  
 Counts of Admitted Clients Served by Funding Source for Each County of Residence During FY2000

**COUNTY OF RESIDENCE = PAYNE**

	<b>Total</b>	<b>Contract Source</b>					<b>Other</b>
		<b>Mental Health</b>	<b>Substance Abuse</b>	<b>Domestic Violence</b>	<b>Residential Care</b>	<b>Medicaid</b>	
Homeless	59	16	31	12	0	3	11
Indigent	1,074	326	387	238	1	175	178
SED (6-17)	11	3	0	0	0	7	2
SMI (If ever)	414	260	59	26	1	138	48

Oklahoma Department of Mental Health and Substance Abuse Services  
**Counts of Admitted Clients Served by Funding Source for Each County of Residence During FY2000**  
**COUNTY OF RESIDENCE = PITTSBURGH**

	Contract Source						
	Total	Mental Health	Substance Abuse	Domestic Violence	Residential Care	Medicaid	
<b>Total</b>							
Unduplicated Count	1,138	312	321	96	27	242	405
<b>Agency Type</b>							
Community Mental Health Center	744	308	4	0	0	206	404
Domestic Violence and Sexual Assault	20	0	0	20	0	0	0
Hospital	7	4	0	0	0	2	1
Residential Care	27	0	0	0	27	0	0
Substance Abuse	408	0	318	85	0	38	1
<b>Sex</b>							
Female	564	173	90	75	15	157	211
Male	574	139	231	21	12	85	194
<b>Age</b>							
0-04	16	0	4	12	0	0	0
05-17	115	24	47	29	0	20	5
18-20	58	17	29	7	0	3	10
21-24	75	31	26	5	1	11	22
25-34	225	67	84	14	1	45	65
35-44	292	90	90	21	4	63	104
45-54	206	58	33	5	12	55	102
55-64	101	25	7	3	7	36	51
65-74	36	0	1	0	1	8	33
75-84	12	0	0	0	1	1	11
85+	2	0	0	0	0	0	2
<b>Race</b>							
White	938	275	215	80	22	201	369
Black	76	21	33	2	2	15	14
Native American	103	16	47	13	3	22	22
Hispanic	3	0	3	1	0	0	0
Asian	2	1	0	0	0	1	0
Two or More Races	27	0	25	0	0	3	1
<b>Presenting Problem/Diagnosis</b>							
Alcohol Abuse	134	10	106	0	0	13	20
Developmental Disorder	22	11	2	0	1	5	4
Mood Disorder	345	156	2	0	2	81	171
Non Alcohol/Drug Related Organic	11	3	0	0	0	4	6
Other Non-Psychotic	114	51	2	0	0	20	59
Other Psychotic	96	28	0	0	5	26	59
Personality Disorder	1	1	0	0	0	1	1
Schizophrenia	104	27	0	0	0	65	61
Social Conditions	127	3	17	93	18	8	4
Substance Related	239	23	197	3	0	24	21
Unknown/Other	1	0	0	0	1	0	0
<b>Other Indicators</b>							
Any Alcohol/Drug Problem	498	102	306	4	2	79	112
Custody of DHS	9	0	3	0	0	6	2
Custody of DOC	88	4	80	1	0	3	2
Custody of OJA	6	1	4	0	0	3	0
Deaf and Hearing Impaired	10	3	1	0	3	2	5
Dual Diagnosis	87	41	3	0	0	33	47
Homeless	87	11	8	21	0	22	36

Notes: The same client may be counted in more than one category, e.g., clients can receive services under more than one contract source, in more than one "County of Residence," or may have multiple "Other Indicators." Please see Definition page for other considerations.

Oklahoma Department of Mental Health and Substance Abuse Services  
**Counts of Admitted Clients Served by Funding Source for Each County of Residence During FY2000**  
**COUNTY OF RESIDENCE = PITTSBURGH**

	<b>Total</b>	<b>Contract Source</b>					<b>Other</b>
		<b>Mental Health</b>	<b>Substance Abuse</b>	<b>Domestic Violence</b>	<b>Residential Care</b>	<b>Medicaid</b>	
Indigent	1,091	306	302	94	27	239	386
SED (6-17)	26	19	0	0	0	7	0
SMI (If ever)	323	76	32	12	27	138	167

Oklahoma Department of Mental Health and Substance Abuse Services  
**Counts of Admitted Clients Served by Funding Source for Each County of Residence During FY2000**

**COUNTY OF RESIDENCE = PONTOTOC**

	Contract Source						
	Total	Mental Health	Substance Abuse	Domestic Violence	Residential Care	Medicaid	Other
<b>Total</b>							
Unduplicated Count	980	421	214	234	23	225	129
<b>Agency Type</b>							
Community Mental Health Center	652	407	92	0	0	205	93
Domestic Violence and Sexual Assault	234	0	0	234	0	0	0
Hospital	67	29	0	0	0	5	34
Residential Care	23	0	0	0	23	0	0
Substance Abuse	175	0	160	0	0	24	3
<b>Sex</b>							
Female	508	236	82	139	10	136	51
Male	472	185	132	95	13	89	78
<b>Age</b>							
0-04	24	4	5	11	0	0	5
05-17	129	42	11	32	0	7	63
18-20	47	14	11	14	0	9	9
21-24	75	38	21	25	1	12	7
25-34	216	72	66	83	3	52	9
35-44	260	113	68	52	6	79	16
45-54	142	80	27	11	8	40	15
55-64	61	40	4	4	4	17	4
65-74	20	13	0	2	1	8	1
75-84	5	5	0	0	0	1	0
85+	1	0	1	0	0	0	0
<b>Race</b>							
White	801	372	164	182	20	177	103
Black	47	14	9	4	0	21	9
Native American	94	21	34	24	2	19	10
Hispanic	14	6	4	4	0	2	2
Asian	3	1	0	0	1	2	0
Two or More Races	35	8	7	20	0	5	5
<b>Presenting Problem/Diagnosis</b>							
Alcohol Abuse	72	19	56	0	0	8	3
Developmental Disorder	55	16	3	0	0	6	39
Mood Disorder	308	207	24	5	16	86	39
Non Alcohol/Drug Related Organic	13	9	1	0	0	5	1
Other Non-Psychotic	102	65	2	1	0	31	25
Other Psychotic	81	55	5	1	7	27	12
Personality Disorder	6	6	0	0	0	2	0
Schizophrenia	76	37	0	0	0	46	4
Social Conditions	244	2	13	225	1	1	3
Substance Related	141	18	121	0	0	19	3
Unknown/Other	1	0	0	1	0	0	0
Deferred/No Diagnosis	2	0	1	1	0	0	0
<b>Other Indicators</b>							
Any Alcohol/Drug Problem	350	150	197	4	1	65	37
Custody of DHS	12	1	7	1	0	3	1
Custody of DOC	6	4	0	1	0	0	2
Custody of OJA	5	0	2	0	0	3	0
Deaf and Hearing Impaired	2	2	1	0	0	0	0
Dual Diagnosis	57	39	14	0	0	15	7

Notes: The same client may be counted in more than one category, e.g., clients can receive services under more than one contract source, in more than one "County of Residence," or may have multiple "Other Indicators." Please see Definition page for other considerations.

Oklahoma Department of Mental Health and Substance Abuse Services  
 Counts of Admitted Clients Served by Funding Source for Each County of Residence During FY2000

COUNTY OF RESIDENCE = PONTOTOC

	Total	Contract Source					Other
		Mental Health	Substance Abuse	Domestic Violence	Residential Care	Medicaid	
Homeless	31	13	6	10	0	4	2
Indigent	948	415	207	216	22	224	124
SED (6-17)	21	7	0	0	0	3	15
SMI (If ever)	519	317	67	45	23	202	53

Oklahoma Department of Mental Health and Substance Abuse Services  
**Counts of Admitted Clients Served by Funding Source for Each County of Residence During FY2000**  
**COUNTY OF RESIDENCE = POTTAWATOMIE**

	Total	Contract Source					
		Mental Health	Substance Abuse	Domestic Violence	Residential Care	Medicaid	Other
<b>Total</b>							
Unduplicated Count	971	304	251	248	0	183	117
<b>Agency Type</b>							
Community Mental Health Center	418	279	11	0	0	164	10
Domestic Violence and Sexual Assault	245	0	0	245	0	0	2
Hospital	150	41	0	0	0	16	100
Other	3	3	0	0	0	0	0
Substance Abuse	255	0	246	4	0	3	6
<b>Sex</b>							
Female	518	155	87	185	0	129	49
Male	453	149	164	63	0	54	68
<b>Age</b>							
0-04	33	0	7	26	0	0	0
05-17	119	27	13	63	0	16	8
18-20	59	18	30	11	0	7	3
21-24	84	27	29	23	0	1	14
25-34	221	79	73	56	0	19	28
35-44	233	78	70	54	0	28	41
45-54	92	36	21	11	0	25	10
55-64	45	20	8	3	0	14	10
65-74	27	8	0	0	0	22	3
75-84	34	8	0	1	0	28	0
85+	24	3	0	0	0	23	0
<b>Race</b>							
White	780	264	196	189	0	151	91
Black	48	12	11	13	0	11	7
Native American	95	23	32	18	0	16	15
Hispanic	6	0	3	3	0	0	0
Asian	1	1	0	0	0	1	1
Two or More Races	48	7	10	25	0	4	3
<b>Presenting Problem/Diagnosis</b>							
Alcohol Abuse	136	25	99	0	0	1	13
Developmental Disorder	23	5	7	2	0	5	6
Mood Disorder	222	136	0	0	0	74	41
Non Alcohol/Drug Related Organic	9	4	0	0	0	5	1
Other Non-Psychotic	84	34	0	0	0	43	10
Other Psychotic	72	45	0	0	0	18	24
Personality Disorder	3	3	0	0	0	0	0
Schizophrenia	61	39	0	0	0	32	10
Social Conditions	278	13	17	248	0	1	2
Substance Related	159	22	134	0	0	4	11
<b>Other Indicators</b>							
Any Alcohol/Drug Problem	424	149	235	3	0	28	67
Custody of DHS	12	3	7	0	0	4	1
Custody of DOC	15	8	6	0	0	0	1
Custody of OJA	5	1	3	0	0	1	0
Deaf and Hearing Impaired	7	1	0	1	0	4	1
Dual Diagnosis	83	59	6	0	0	15	16
Homeless	41	9	4	24	0	0	5
Indigent	914	295	236	213	0	183	108

Notes: The same client may be counted in more than one category, e.g., clients can receive services under more than one contract source, in more than one "County of Residence," or may have multiple "Other Indicators." Please see Definition page for other considerations.



Oklahoma Department of Mental Health and Substance Abuse Services  
**Counts of Admitted Clients Served by Funding Source for Each County of Residence During FY2000**  
**COUNTY OF RESIDENCE = POTTAWATOMIE**

	<b>Contract Source</b>						
	<b>Total</b>	<b>Mental Health</b>	<b>Substance Abuse</b>	<b>Domestic Violence</b>	<b>Residential Care</b>	<b>Medicaid</b>	<b>Other</b>
SED (6-17)	21	4	0	0	0	12	8
SMI (If ever)	357	201	42	24	0	90	97

Oklahoma Department of Mental Health and Substance Abuse Services  
**Counts of Admitted Clients Served by Funding Source for Each County of Residence During FY2000**  
**COUNTY OF RESIDENCE = PUSHMATAHA**

	Total	Contract Source					
		Mental Health	Substance Abuse	Domestic Violence	Residential Care	Medicaid	Other
<b>Total</b>							
Unduplicated Count	270	48	83	55	0	64	50
<b>Agency Type</b>							
Community Mental Health Center	102	46	1	0	0	26	48
Domestic Violence and Sexual Assault	55	0	0	55	0	0	0
Hospital	5	2	0	0	0	1	2
Substance Abuse	117	0	82	0	0	38	0
<b>Sex</b>							
Female	150	32	30	41	0	36	27
Male	120	16	53	14	0	28	23
<b>Age</b>							
0-04	13	0	1	7	0	6	0
05-17	50	0	19	4	0	27	3
18-20	16	2	6	7	0	0	2
21-24	16	3	6	7	0	1	1
25-34	52	8	22	17	0	7	3
35-44	64	18	20	7	0	11	17
45-54	26	8	5	3	0	6	10
55-64	24	8	4	3	0	4	7
65-74	9	1	0	0	0	2	7
<b>Race</b>							
White	230	46	63	45	0	59	45
Black	4	1	3	0	0	0	1
Native American	26	1	15	6	0	2	3
Hispanic	2	0	1	1	0	0	0
Asian	1	0	0	0	0	1	0
Two or More Races	7	0	1	3	0	2	1
<b>Presenting Problem/Diagnosis</b>							
Alcohol Abuse	29	1	25	0	0	2	1
Developmental Disorder	21	0	1	10	0	9	3
Mood Disorder	65	31	0	0	0	17	29
Non Alcohol/Drug Related Organic	1	1	0	0	0	1	0
Other Non-Psychotic	35	5	2	0	0	24	8
Other Psychotic	12	6	0	0	0	3	5
Schizophrenia	7	0	0	0	0	5	3
Social Conditions	52	0	4	45	0	3	1
Substance Related	57	4	52	0	0	1	0
<b>Other Indicators</b>							
Any Alcohol/Drug Problem	102	14	76	0	0	9	10
Custody of DHS	18	0	3	1	0	14	1
Custody of DOC	3	0	3	0	0	0	0
Deaf and Hearing Impaired	1	0	0	1	0	0	0
Dual Diagnosis	15	7	2	0	0	3	6
Homeless	25	3	1	16	0	5	3
Indigent	267	48	82	54	0	63	50
SED (6-17)	2	0	0	0	0	1	1
SMI (If ever)	61	23	6	2	0	19	23

Notes: The same client may be counted in more than one category, e.g., clients can receive services under more than one contract source, in more than one "County of Residence," or may have multiple "Other Indicators." Please see Definition page for other considerations.

Oklahoma Department of Mental Health and Substance Abuse Services  
**Counts of Admitted Clients Served by Funding Source for Each County of Residence During FY2000**  
**COUNTY OF RESIDENCE = ROGER MILLS**

	Contract Source						
	Total	Mental Health	Substance Abuse	Domestic Violence	Residential Care	Medicaid	Other
<b>Total</b>							
Unduplicated Count	87	19	13	53	0	4	2
<b>Agency Type</b>							
Community Mental Health Center	23	18	3	0	0	4	1
Domestic Violence and Sexual Assault	53	0	0	53	0	0	0
Hospital	2	1	0	0	0	0	1
Substance Abuse	11	0	11	0	0	0	0
<b>Sex</b>							
Female	57	9	2	45	0	3	0
Male	30	10	11	8	0	1	2
<b>Age</b>							
0-04	8	0	0	8	0	0	0
05-17	21	3	1	16	0	1	1
18-20	6	2	2	3	0	0	0
21-24	6	1	1	3	0	1	0
25-34	15	1	3	10	0	0	1
35-44	20	8	6	7	0	1	0
45-54	8	2	0	5	0	1	0
55-64	3	2	0	1	0	0	0
<b>Race</b>							
White	60	17	9	33	0	2	2
Native American	15	2	3	9	0	2	0
Hispanic	2	0	0	2	0	0	0
Asian	1	0	1	0	0	0	0
Two or More Races	9	0	0	9	0	0	0
<b>Presenting Problem/Diagnosis</b>							
Alcohol Abuse	2	0	2	0	0	0	0
Developmental Disorder	3	0	3	0	0	0	0
Mood Disorder	9	7	0	0	0	2	1
Other Non-Psychotic	6	4	0	0	0	2	1
Other Psychotic	1	1	0	0	0	0	0
Personality Disorder	1	1	0	0	0	0	0
Schizophrenia	1	1	0	0	0	0	0
Social Conditions	54	0	1	53	0	0	0
Substance Related	12	5	8	0	0	0	0
<b>Other Indicators</b>							
Any Alcohol/Drug Problem	21	10	12	0	0	2	0
Custody of DHS	3	2	1	0	0	1	0
Dual Diagnosis	4	3	1	0	0	1	0
Homeless	18	1	1	16	0	0	0
Indigent	82	16	13	51	0	3	2
SED (6-17)	2	2	0	0	0	0	0
SMI (If ever)	16	10	3	2	0	2	1

Notes: The same client may be counted in more than one category, e.g., clients can receive services under more than one contract source, in more than one "County of Residence," or may have multiple "Other Indicators." Please see Definition page for other considerations.

Oklahoma Department of Mental Health and Substance Abuse Services  
**Counts of Admitted Clients Served by Funding Source for Each County of Residence During FY2000**  
**COUNTY OF RESIDENCE = ROGERS**

	Contract Source						
	Total	Mental Health	Substance Abuse	Domestic Violence	Residential Care	Medicaid	Other
<b>Total</b>							
Unduplicated Count	749	220	248	216	59	84	33
<b>Agency Type</b>							
Community Mental Health Center	281	211	6	0	0	84	3
Domestic Violence and Sexual Assault	221	0	1	216	0	0	11
Hospital	37	18	0	0	0	0	19
Residential Care	59	0	0	0	59	0	0
Substance Abuse	242	0	242	0	0	0	0
<b>Sex</b>							
Female	336	94	76	133	20	47	11
Male	413	126	172	83	39	37	22
<b>Age</b>							
0-04	19	0	2	17	0	0	0
05-17	62	8	22	34	0	0	0
18-20	50	13	28	8	1	0	0
21-24	74	22	32	20	2	4	4
25-34	180	47	67	62	8	19	8
35-44	208	65	67	54	16	27	8
45-54	95	43	21	14	16	17	8
55-64	37	14	7	5	7	8	5
65-74	18	6	2	2	6	6	0
75-84	5	2	0	0	3	2	0
85+	1	0	0	0	0	1	0
<b>Race</b>							
White	608	184	196	171	48	69	29
Black	27	6	7	8	7	5	1
Native American	89	20	39	20	3	9	1
Hispanic	4	1	0	3	0	0	0
Two or More Races	33	10	7	14	1	1	2
<b>Presenting Problem/Diagnosis</b>							
Alcohol Abuse	121	14	106	0	1	1	1
Developmental Disorder	32	3	1	0	28	1	0
Mood Disorder	160	120	4	1	7	31	10
Non Alcohol/Drug Related Organic	3	1	1	0	0	2	0
Other Non-Psychotic	20	17	0	0	0	4	1
Other Psychotic	52	29	0	0	11	9	6
Personality Disorder	2	0	0	0	0	2	0
Schizophrenia	62	32	0	0	0	34	4
Social Conditions	236	0	7	214	11	0	11
Substance Related	138	8	133	1	0	0	0
Deferred/No Diagnosis	1	0	0	0	1	0	0
<b>Other Indicators</b>							
Any Alcohol/Drug Problem	332	83	243	2	6	10	16
Custody of DHS	2	0	2	0	0	0	0
Custody of DOC	25	0	22	3	0	0	0
Custody of OJA	4	0	4	0	0	0	0
Deaf and Hearing Impaired	2	0	0	1	0	1	0
Dual Diagnosis	57	42	9	0	0	7	7
Homeless	40	5	9	24	2	0	2
Indigent	682	207	220	190	57	84	28

Notes: The same client may be counted in more than one category, e.g., clients can receive services under more than one contract source, in more than one "County of Residence," or may have multiple "Other Indicators." Please see Definition page for other considerations.

Oklahoma Department of Mental Health and Substance Abuse Services  
 Counts of Admitted Clients Served by Funding Source for Each County of Residence During FY2000

**COUNTY OF RESIDENCE = ROGERS**

	<b>Contract Source</b>						
	<b>Total</b>	<b>Mental Health</b>	<b>Substance Abuse</b>	<b>Domestic Violence</b>	<b>Residential Care</b>	<b>Medicaid</b>	<b>Other</b>
SED (6-17)	7	7	0	0	0	0	0
SMI (If ever)	294	169	33	24	59	83	21

Oklahoma Department of Mental Health and Substance Abuse Services  
**Counts of Admitted Clients Served by Funding Source for Each County of Residence During FY2000**

**COUNTY OF RESIDENCE = SEMINOLE**

	Total	Contract Source					
		Mental Health	Substance Abuse	Domestic Violence	Residential Care	Medicaid	Other
<b>Total</b>							
Unduplicated Count	801	210	132	270	1	232	90
<b>Agency Type</b>							
Community Mental Health Center	452	196	49	0	0	226	55
Domestic Violence and Sexual Assault	266	0	0	266	0	0	0
Hospital	62	28	0	0	0	6	35
Residential Care	1	0	0	0	1	0	0
Substance Abuse	103	0	99	4	0	0	0
<b>Sex</b>							
Female	386	97	43	137	0	127	40
Male	415	113	89	133	1	105	50
<b>Age</b>							
0-04	13	0	4	9	0	0	0
05-17	113	20	4	64	0	2	29
18-20	38	10	7	16	0	7	6
21-24	56	13	20	25	0	7	4
25-34	197	47	38	91	0	41	20
35-44	188	57	38	47	1	68	15
45-54	105	39	14	14	0	49	9
55-64	48	15	4	1	0	29	2
65-74	29	7	3	2	0	17	5
75-84	12	2	0	1	0	10	0
85+	2	0	0	0	0	2	0
<b>Race</b>							
White	578	157	83	191	1	173	67
Black	82	19	17	20	0	33	10
Native American	116	24	26	46	0	22	10
Hispanic	4	0	2	2	0	0	0
Asian	1	0	0	0	0	1	1
Two or More Races	31	12	7	11	0	3	2
<b>Presenting Problem/Diagnosis</b>							
Alcohol Abuse	46	7	35	0	0	7	2
Developmental Disorder	43	9	19	0	0	2	18
Mood Disorder	204	108	9	0	1	93	26
Non Alcohol/Drug Related Organic	7	0	0	0	0	7	0
Other Non-Psychotic	60	22	2	0	0	36	5
Other Psychotic	77	48	3	0	0	34	18
Personality Disorder	2	1	0	0	0	0	1
Schizophrenia	62	18	0	0	0	46	11
Social Conditions	285	4	10	269	0	2	1
Substance Related	80	4	69	1	0	5	8
<b>Other Indicators</b>							
Any Alcohol/Drug Problem	245	80	123	19	0	50	37
Custody of DHS	2	0	1	0	0	0	1
Custody of DOC	5	4	2	0	0	0	0
Custody of OJA	1	0	0	0	0	0	1
Deaf and Hearing Impaired	2	0	1	0	0	1	0
Dual Diagnosis	54	30	10	0	0	17	15
Homeless	23	8	5	7	0	1	6
Indigent	776	207	124	253	1	232	89

Notes: The same client may be counted in more than one category, e.g., clients can receive services under more than one contract source, in more than one "County of Residence," or may have multiple "Other Indicators." Please see Definition page for other considerations.

Oklahoma Department of Mental Health and Substance Abuse Services  
 Counts of Admitted Clients Served by Funding Source for Each County of Residence During FY2000

**COUNTY OF RESIDENCE = SEMINOLE**

	<b>Total</b>	<b>Contract Source</b>					<b>Other</b>
		<b>Mental Health</b>	<b>Substance Abuse</b>	<b>Domestic Violence</b>	<b>Residential Care</b>	<b>Medicaid</b>	
SED (6-17)	23	5	0	0	0	2	20
SMI (If ever)	390	164	36	23	1	215	56

Oklahoma Department of Mental Health and Substance Abuse Services  
**Counts of Admitted Clients Served by Funding Source for Each County of Residence During FY2000**

**COUNTY OF RESIDENCE = SEQUOYAH**

	Total	Contract Source					Medicaid	Other
		Mental Health	Substance Abuse	Domestic Violence	Residential Care			
<b>Total</b>								
Unduplicated Count	512	152	59	20	19	250	251	
<b>Agency Type</b>								
Community Mental Health Center	447	136	30	0	0	249	246	
Domestic Violence and Sexual Assault	20	0	0	20	0	0	2	
Hospital	23	18	0	0	0	1	5	
Residential Care	19	0	0	0	19	0	0	
Substance Abuse	29	0	29	0	0	0	0	
<b>Sex</b>								
Female	253	65	21	15	4	136	116	
Male	259	87	38	5	15	114	135	
<b>Age</b>								
0-04	6	0	1	4	0	1	0	
05-17	43	2	0	4	0	21	17	
18-20	15	3	4	0	0	7	8	
21-24	32	7	8	4	0	8	17	
25-34	112	37	17	7	2	41	51	
35-44	141	39	21	1	4	77	67	
45-54	107	41	6	0	10	66	59	
55-64	48	19	2	0	3	25	27	
65-74	8	4	0	0	0	4	5	
<b>Race</b>								
White	423	135	40	17	18	213	212	
Black	11	0	2	1	0	4	5	
Native American	65	16	16	1	0	28	27	
Hispanic	1	0	1	0	0	0	0	
Asian	4	1	0	0	0	2	3	
Two or More Races	8	0	0	2	1	2	4	
Unknown	1	0	0	0	0	1	0	
<b>Presenting Problem/Diagnosis</b>								
Alcohol Abuse	29	8	18	0	2	2	15	
Developmental Disorder	31	3	1	0	0	18	16	
Mood Disorder	214	78	3	0	5	114	118	
Non Alcohol/Drug Related Organic	3	1	0	0	0	3	1	
Other Non-Psychotic	68	29	1	0	0	40	33	
Other Psychotic	48	12	0	0	8	32	24	
Personality Disorder	5	0	0	0	0	2	4	
Schizophrenia	42	13	0	0	0	36	17	
Social Conditions	24	0	1	19	3	0	3	
Substance Related	60	8	35	2	1	3	21	
<b>Other Indicators</b>								
Any Alcohol/Drug Problem	164	48	56	4	4	39	78	
Custody of DHS	19	0	1	0	0	12	6	
Custody of DOC	22	7	9	0	0	4	9	
Deaf and Hearing Impaired	2	1	0	0	0	2	1	
Dual Diagnosis	25	16	3	0	0	14	13	
Homeless	19	2	1	12	1	1	4	
Indigent	498	148	57	20	17	245	240	
SED (6-17)	31	2	0	0	0	19	11	
SMI (If ever)	351	120	16	5	18	211	188	

Notes: The same client may be counted in more than one category, e.g., clients can receive services under more than one contract source, in more than one "County of Residence," or may have multiple "Other Indicators." Please see Definition page for other considerations.



Oklahoma Department of Mental Health and Substance Abuse Services  
 Counts of Admitted Clients Served by Funding Source for Each County of Residence During FY2000

COUNTY OF RESIDENCE = STEPHENS

	Total	Contract Source					Medicaid	Other
		Mental Health	Substance Abuse	Domestic Violence	Residential Care			
<b>Total</b>								
Unduplicated Count	849	80	113	400	22	86	257	
<b>Agency Type</b>								
Community Mental Health Center	393	71	40	0	0	84	251	
Domestic Violence and Sexual Assault	400	0	0	400	0	0	1	
Hospital	16	11	0	0	0	3	3	
Residential Care	22	0	0	0	22	0	0	
Substance Abuse	81	0	77	0	0	0	4	
<b>Sex</b>								
Female	498	32	24	321	9	54	106	
Male	351	48	89	79	13	32	151	
<b>Age</b>								
0-04	66	0	1	63	0	2	0	
05-17	130	1	7	109	0	10	7	
18-20	42	2	10	18	1	3	14	
21-24	87	10	20	31	0	5	32	
25-34	201	26	27	92	4	14	63	
35-44	190	24	35	68	6	23	69	
45-54	82	9	8	16	7	19	40	
55-64	39	7	4	3	3	7	24	
65-74	8	1	1	0	1	2	5	
75-84	3	0	0	0	0	1	2	
85+	1	0	0	0	0	0	1	
<b>Race</b>								
White	687	69	100	287	18	74	236	
Black	50	6	6	28	3	2	9	
Native American	37	3	3	20	1	5	9	
Hispanic	18	1	1	14	0	0	2	
Asian	2	0	0	1	0	1	0	
Two or More Races	60	1	3	52	0	4	1	
<b>Presenting Problem/Diagnosis</b>								
Alcohol Abuse	60	4	40	0	0	1	16	
Developmental Disorder	10	2	3	1	0	4	2	
Mood Disorder	142	27	0	0	2	26	100	
Non Alcohol/Drug Related Organic	2	1	0	0	0	0	1	
Other Non-Psychotic	49	7	0	0	0	11	33	
Other Psychotic	73	19	0	0	14	20	45	
Personality Disorder	1	0	0	0	0	1	0	
Schizophrenia	53	10	0	0	0	24	30	
Social Conditions	402	1	1	396	0	0	5	
Substance Related	98	9	73	0	0	3	25	
Deferred/No Diagnosis	9	0	0	3	6	0	0	
<b>Other Indicators</b>								
Any Alcohol/Drug Problem	219	27	112	5	1	14	85	
Custody of DHS	3	0	1	0	0	2	1	
Custody of DOC	11	0	10	0	0	0	1	
Custody of OJA	1	0	0	0	0	1	0	
Deaf and Hearing Impaired	4	2	1	0	0	0	3	
Dual Diagnosis	24	11	1	0	0	5	13	
Homeless	64	1	2	55	1	1	4	

Notes: The same client may be counted in more than one category, e.g., clients can receive services under more than one contract source, in more than one "County of Residence," or may have multiple "Other Indicators." Please see Definition page for other considerations.

Oklahoma Department of Mental Health and Substance Abuse Services  
 Counts of Admitted Clients Served by Funding Source for Each County of Residence During FY2000

**COUNTY OF RESIDENCE = STEPHENS**

	<b>Total</b>	<b>Contract Source</b>					<b>Other</b>
		<b>Mental Health</b>	<b>Substance Abuse</b>	<b>Domestic Violence</b>	<b>Residential Care</b>	<b>Medicaid</b>	
Indigent	790	78	105	373	22	83	230
SED (6-17)	10	1	0	0	0	7	3
SMI (If ever)	194	44	8	18	22	55	117

Oklahoma Department of Mental Health and Substance Abuse Services  
**Counts of Admitted Clients Served by Funding Source for Each County of Residence During FY2000**  
**COUNTY OF RESIDENCE = TEXAS**

	Contract Source						
	Total	Mental Health	Substance Abuse	Domestic Violence	Residential Care	Medicaid	Other
<b>Total</b>							
Unduplicated Count	447	75	76	112	0	42	226
<b>Agency Type</b>							
Community Mental Health Center	282	74	8	0	0	41	224
Domestic Violence and Sexual Assault	112	0	0	112	0	0	0
Hospital	6	1	0	0	0	1	4
Substance Abuse	71	0	71	0	0	0	0
<b>Sex</b>							
Female	270	40	19	86	0	28	145
Male	177	35	57	26	0	14	81
<b>Age</b>							
0-04	19	0	1	18	0	0	0
05-17	60	6	0	30	0	12	18
18-20	29	1	12	5	0	2	12
21-24	48	11	10	14	0	2	20
25-34	97	20	26	22	0	9	43
35-44	114	22	21	18	0	7	70
45-54	44	9	4	5	0	4	34
55-64	24	5	2	0	0	6	18
65-74	5	1	0	0	0	0	4
75-84	2	0	0	0	0	0	2
85+	5	0	0	0	0	0	5
<b>Race</b>							
White	354	69	55	52	0	39	211
Black	6	0	5	0	0	0	2
Native American	13	2	3	5	0	0	3
Hispanic	44	3	7	31	0	1	8
Asian	1	1	0	0	0	1	1
Two or More Races	33	0	6	24	0	1	2
<b>Presenting Problem/Diagnosis</b>							
Alcohol Abuse	56	5	47	0	0	0	7
Developmental Disorder	15	3	4	0	0	5	8
Mood Disorder	183	48	1	0	0	23	147
Non Alcohol/Drug Related Organic	3	0	0	0	0	0	3
Other Non-Psychotic	33	4	0	0	0	5	26
Other Psychotic	10	3	0	0	0	2	10
Personality Disorder	1	1	0	0	0	0	0
Schizophrenia	16	5	1	0	0	6	12
Social Conditions	117	2	1	112	0	0	2
Substance Related	35	4	25	0	0	1	11
<b>Other Indicators</b>							
Any Alcohol/Drug Problem	171	37	75	1	0	10	88
Custody of DHS	3	0	0	0	0	1	2
Custody of DOC	17	0	16	0	0	0	2
Deaf and Hearing Impaired	4	1	0	0	0	1	2
Dual Diagnosis	43	14	2	0	0	8	41
Homeless	10	0	2	3	0	0	5
Indigent	418	73	72	104	0	42	207
SED (6-17)	3	0	0	0	0	2	1
SMI (If ever)	96	29	8	4	0	20	75

Notes: The same client may be counted in more than one category, e.g., clients can receive services under more than one contract source, in more than one "County of Residence," or may have multiple "Other Indicators." Please see Definition page for other considerations.

Oklahoma Department of Mental Health and Substance Abuse Services  
 Counts of Admitted Clients Served by Funding Source for Each County of Residence During FY2000

COUNTY OF RESIDENCE = TILLMAN

	Total	Contract Source					Other
		Mental Health	Substance Abuse	Domestic Violence	Residential Care	Medicaid	
<b>Total</b>							
Unduplicated Count	118	17	44	19	0	16	37
<b>Agency Type</b>							
Community Mental Health Center	55	15	0	0	0	16	36
Domestic Violence and Sexual Assault	19	0	0	19	0	0	0
Hospital	3	2	0	0	0	0	1
Substance Abuse	44	0	44	0	0	0	0
<b>Sex</b>							
Female	61	9	17	13	0	10	23
Male	57	8	27	6	0	6	14
<b>Age</b>							
05-17	14	1	1	8	0	2	2
18-20	11	0	8	2	0	1	2
21-24	9	2	7	2	0	0	0
25-34	32	3	17	2	0	1	9
35-44	27	5	9	3	0	4	9
45-54	15	5	2	2	0	3	8
55-64	7	1	0	0	0	3	6
65-74	1	0	0	0	0	0	1
75-84	2	0	0	0	0	2	0
<b>Race</b>							
White	77	12	22	16	0	12	26
Black	15	3	6	1	0	4	3
Native American	7	1	4	0	0	0	2
Hispanic	12	0	8	2	0	0	3
Asian	1	1	0	0	0	0	1
Two or More Races	6	0	4	0	0	0	2
<b>Presenting Problem/Diagnosis</b>							
Alcohol Abuse	17	1	12	0	0	0	5
Developmental Disorder	2	0	0	0	0	1	1
Mood Disorder	18	5	0	0	0	5	12
Other Non-Psychotic	4	0	0	0	0	1	4
Other Psychotic	9	3	0	0	0	5	5
Schizophrenia	11	3	0	0	0	4	6
Social Conditions	20	0	0	19	0	0	1
Substance Related	39	5	33	0	0	0	3
<b>Other Indicators</b>							
Any Alcohol/Drug Problem	64	8	44	2	0	2	13
Custody of DOC	1	0	1	0	0	0	0
Deaf and Hearing Impaired	1	1	0	0	0	0	0
Dual Diagnosis	6	2	1	0	0	1	3
Homeless	4	0	2	1	0	1	0
Indigent	111	15	42	18	0	16	34
SED (6-17)	4	1	0	0	0	2	1
SMI (If ever)	32	10	5	1	0	11	16

Notes: The same client may be counted in more than one category, e.g., clients can receive services under more than one contract source, in more than one "County of Residence," or may have multiple "Other Indicators." Please see Definition page for other considerations.

Oklahoma Department of Mental Health and Substance Abuse Services  
**Counts of Admitted Clients Served by Funding Source for Each County of Residence During FY2000**  
**COUNTY OF RESIDENCE = TULSA**

	Total	Contract Source					
		Mental Health	Substance Abuse	Domestic Violence	Residential Care	Medicaid	Other
<b>Total</b>							
Unduplicated Count	8,375	3,890	3,930	1,280	43	1,022	448
<b>Agency Type</b>							
Community Mental Health Center	4,528	3,739	1,446	0	0	1,000	16
Domestic Violence and Sexual Assault	1,464	0	137	1,277	0	0	292
Hospital	275	136	0	0	0	11	138
Other	174	174	0	0	0	0	0
Residential Care	43	0	0	0	43	0	0
Substance Abuse	2,595	0	2,590	5	0	12	2
<b>Sex</b>							
Female	4,119	2,080	1,430	986	14	625	101
Male	4,256	1,810	2,500	294	29	397	347
<b>Age</b>							
0-04	168	4	23	142	0	1	1
05-17	625	208	201	197	0	55	0
18-20	414	155	252	45	0	23	10
21-24	715	328	375	111	2	40	52
25-34	2,153	937	1,147	364	4	151	151
35-44	2,413	1,141	1,259	289	8	316	143
45-54	1,335	754	565	102	11	266	61
55-64	436	284	93	22	15	136	23
65-74	96	67	15	6	2	25	6
75-84	17	11	0	1	1	8	0
85+	3	1	0	1	0	1	1
<b>Race</b>							
White	5,637	2,942	2,557	751	34	654	301
Black	1,751	634	829	317	6	284	90
Native American	568	154	365	83	1	44	21
Hispanic	171	60	59	66	0	3	9
Asian	51	29	12	8	0	13	3
Two or More Races	318	89	170	58	2	24	24
<b>Presenting Problem/Diagnosis</b>							
Alcohol Abuse	804	49	775	2	3	2	4
Developmental Disorder	114	90	10	0	3	25	1
Mood Disorder	2,579	2,186	909	0	18	381	47
Non Alcohol/Drug Related Organic	31	23	4	0	0	12	1
Other Non-Psychotic	438	386	65	0	0	71	4
Other Psychotic	702	581	144	0	14	160	45
Personality Disorder	50	42	12	0	0	11	0
Schizophrenia	776	562	175	0	0	339	44
Social Conditions	1,557	23	203	1,274	5	8	291
Substance Related	1,912	54	1,885	4	0	17	12
Unknown/Other	1	0	0	0	0	0	1
Deferred/No Diagnosis	5	5	0	0	0	0	0
<b>Other Indicators</b>							
Any Alcohol/Drug Problem	4,627	1,714	3,769	58	6	425	110
Custody of DHS	77	48	13	4	0	28	0
Custody of DOC	314	41	284	7	0	1	4
Custody of OJA	41	3	38	0	0	0	0
Deaf and Hearing Impaired	22	9	5	1	0	9	1

Notes: The same client may be counted in more than one category, e.g., clients can receive services under more than one contract source, in more than one "County of Residence," or may have multiple "Other Indicators." Please see Definition page for other considerations.

Oklahoma Department of Mental Health and Substance Abuse Services  
 Counts of Admitted Clients Served by Funding Source for Each County of Residence During FY2000

COUNTY OF RESIDENCE = TULSA

	Total	Contract Source					Other
		Mental Health	Substance Abuse	Domestic Violence	Residential Care	Medicaid	
Dual Diagnosis	1,272	913	970	0	0	266	53
Homeless	1,018	396	515	288	3	59	20
Indigent	7,867	3,773	3,686	1,144	40	1,014	353
SED (6-17)	189	164	10	0	0	37	0
SMI (If ever)	4,704	3,568	1,752	174	43	955	164

Oklahoma Department of Mental Health and Substance Abuse Services  
**Counts of Admitted Clients Served by Funding Source for Each County of Residence During FY2000**  
**COUNTY OF RESIDENCE = WAGONER**

	Total	Contract Source					Medicaid	Other
		Mental Health	Substance Abuse	Domestic Violence	Residential Care			
<b>Total</b>								
Unduplicated Count	696	152	189	97	9	158	299	
<b>Agency Type</b>								
Community Mental Health Center	448	112	66	0	0	156	275	
Domestic Violence and Sexual Assault	110	0	3	97	0	0	24	
Hospital	21	17	0	0	0	1	3	
Other	25	25	0	0	0	0	0	
Residential Care	9	0	0	0	9	0	0	
Substance Abuse	130	0	130	0	0	2	0	
<b>Sex</b>								
Female	406	72	87	81	4	115	174	
Male	290	80	102	16	5	43	125	
<b>Age</b>								
0-04	17	0	6	9	0	2	0	
05-17	88	6	32	14	0	16	30	
18-20	42	3	10	10	0	10	17	
21-24	81	20	21	13	0	16	34	
25-34	143	30	48	23	3	28	61	
35-44	177	49	50	21	2	33	76	
45-54	103	28	17	6	2	33	56	
55-64	33	10	5	1	2	16	16	
65-74	9	4	0	0	0	3	7	
75-84	2	1	0	0	0	1	1	
85+	1	1	0	0	0	0	1	
<b>Race</b>								
White	528	114	159	70	8	114	221	
Black	76	18	9	8	1	28	34	
Native American	76	18	20	7	0	15	36	
Hispanic	3	2	0	0	0	1	0	
Asian	3	0	0	0	0	1	3	
Two or More Races	19	0	2	13	0	1	5	
<b>Presenting Problem/Diagnosis</b>								
Alcohol Abuse	42	6	21	0	0	3	22	
Developmental Disorder	29	7	2	0	1	8	17	
Mood Disorder	172	64	20	0	1	66	89	
Non Alcohol/Drug Related Organic	3	0	0	0	0	3	1	
Other Non-Psychotic	71	18	1	0	0	22	47	
Other Psychotic	56	32	3	0	6	12	15	
Schizophrenia	41	8	1	0	0	22	28	
Social Conditions	122	2	14	95	1	1	25	
Substance Related	191	16	130	1	0	24	58	
Deferred/No Diagnosis	1	0	0	1	0	0	0	
<b>Other Indicators</b>								
Any Alcohol/Drug Problem	331	64	172	22	1	49	111	
Custody of DHS	8	1	1	0	0	4	2	
Custody of DOC	17	1	11	0	0	3	5	
Custody of OJA	4	0	0	0	0	2	2	
Deaf and Hearing Impaired	1	0	1	0	0	0	0	
Dual Diagnosis	39	21	17	0	0	8	5	
Homeless	61	26	4	22	2	1	9	

Notes: The same client may be counted in more than one category, e.g., clients can receive services under more than one contract source, in more than one "County of Residence," or may have multiple "Other Indicators." Please see Definition page for other considerations.

Oklahoma Department of Mental Health and Substance Abuse Services  
 Counts of Admitted Clients Served by Funding Source for Each County of Residence During FY2000

**COUNTY OF RESIDENCE = WAGONER**

	<b>Contract Source</b>						
	<b>Total</b>	<b>Mental Health</b>	<b>Substance Abuse</b>	<b>Domestic Violence</b>	<b>Residential Care</b>	<b>Medicaid</b>	<b>Other</b>
Indigent	651	147	174	90	9	153	274
SED (6-17)	20	3	0	0	0	8	12
SMI (If ever)	335	117	68	20	9	102	153



Oklahoma Department of Mental Health and Substance Abuse Services  
**Counts of Admitted Clients Served by Funding Source for Each County of Residence During FY2000**  
**COUNTY OF RESIDENCE = WASHINGTON**

	Total	Contract Source					
		Mental Health	Substance Abuse	Domestic Violence	Residential Care	Medicaid	Other
<b>Total</b>							
Unduplicated Count	1,097	276	241	494	3	184	112
<b>Agency Type</b>							
Community Mental Health Center	393	258	2	0	0	179	2
Domestic Violence and Sexual Assault	515	0	0	494	0	0	93
Hospital	40	20	0	0	0	4	18
Other	12	12	0	0	0	0	0
Residential Care	3	0	0	0	3	0	0
Substance Abuse	241	0	241	0	0	1	0
<b>Sex</b>							
Female	605	134	87	336	0	126	15
Male	492	142	154	158	3	58	97
<b>Age</b>							
0-04	29	0	1	28	0	0	0
05-17	78	11	17	51	0	1	2
18-20	65	14	18	33	0	3	12
21-24	102	15	28	64	1	6	13
25-34	324	71	80	169	0	38	42
35-44	275	74	74	104	0	52	33
45-54	124	53	18	33	1	33	7
55-64	68	31	1	8	1	34	2
65-74	18	6	4	3	0	6	0
75-84	9	1	0	1	0	7	0
85+	5	0	0	0	0	4	1
<b>Race</b>							
White	867	231	175	381	2	163	80
Black	61	13	12	26	0	6	14
Native American	122	15	43	59	1	11	11
Hispanic	6	1	1	4	0	0	3
Asian	3	1	0	2	0	0	2
Two or More Races	57	17	17	22	0	4	3
<b>Presenting Problem/Diagnosis</b>							
Alcohol Abuse	97	7	92	0	0	3	0
Developmental Disorder	6	4	2	0	0	1	0
Mood Disorder	226	147	1	2	3	96	4
Non Alcohol/Drug Related Organic	4	2	0	0	0	3	2
Other Non-Psychotic	34	20	0	0	0	17	1
Other Psychotic	34	23	0	0	0	11	5
Personality Disorder	6	5	0	0	0	3	0
Schizophrenia	95	54	0	0	0	49	4
Social Conditions	520	0	9	492	0	0	93
Substance Related	156	8	146	0	0	1	4
Deferred/No Diagnosis	12	12	0	0	0	0	0
<b>Other Indicators</b>							
Any Alcohol/Drug Problem	342	94	234	0	1	42	12
Custody of DHS	8	1	0	6	0	1	0
Custody of DOC	32	0	22	7	0	0	6
Custody of OJA	4	1	3	0	0	0	0
Deaf and Hearing Impaired	4	2	0	1	0	2	1
Dual Diagnosis	62	54	1	0	0	12	4

Notes: The same client may be counted in more than one category, e.g., clients can receive services under more than one contract source, in more than one "County of Residence," or may have multiple "Other Indicators." Please see Definition page for other considerations.

Oklahoma Department of Mental Health and Substance Abuse Services  
**Counts of Admitted Clients Served by Funding Source for Each County of Residence During FY2000**  
**COUNTY OF RESIDENCE = WASHINGTON**

	<b>Total</b>	<b>Contract Source</b>					<b>Other</b>
		<b>Mental Health</b>	<b>Substance Abuse</b>	<b>Domestic Violence</b>	<b>Residential Care</b>	<b>Medicaid</b>	
Homeless	26	6	6	14	0	0	0
Indigent	1,024	271	224	442	3	182	100
SED (6-17)	8	7	0	0	0	1	0
SMI (If ever)	423	238	34	60	3	175	21

Oklahoma Department of Mental Health and Substance Abuse Services  
 Counts of Admitted Clients Served by Funding Source for Each County of Residence During FY2000

COUNTY OF RESIDENCE = WASHITA

	Total	Contract Source					
		Mental Health	Substance Abuse	Domestic Violence	Residential Care	Medicaid	Other
<b>Total</b>							
Unduplicated Count	182	83	57	28	0	41	4
<b>Agency Type</b>							
Community Mental Health Center	106	80	9	0	0	38	4
Domestic Violence and Sexual Assault	28	0	0	28	0	0	0
Hospital	7	4	0	0	0	3	0
Substance Abuse	49	0	49	0	0	0	0
<b>Sex</b>							
Female	98	52	20	17	0	30	1
Male	84	31	37	11	0	11	3
<b>Age</b>							
0-04	7	1	0	6	0	0	0
05-17	32	8	16	6	0	7	0
18-20	9	3	6	0	0	0	0
21-24	11	6	3	2	0	2	0
25-34	45	19	15	8	0	11	1
35-44	42	21	14	5	0	10	3
45-54	23	19	2	1	0	4	0
55-64	7	3	1	0	0	3	0
65-74	3	2	0	0	0	1	0
75-84	2	1	0	0	0	2	0
85+	1	0	0	0	0	1	0
<b>Race</b>							
White	166	81	51	22	0	39	4
Black	4	0	2	1	0	1	0
Native American	3	1	2	0	0	0	0
Hispanic	4	0	0	4	0	0	0
Asian	1	1	0	0	0	0	0
Two or More Races	4	0	2	1	0	1	0
<b>Presenting Problem/Diagnosis</b>							
Alcohol Abuse	14	3	10	1	0	1	0
Developmental Disorder	8	4	2	2	0	2	0
Mood Disorder	45	33	2	0	0	20	3
Non Alcohol/Drug Related Organic	2	2	0	0	0	0	0
Other Non-Psychotic	24	20	0	0	0	7	0
Other Psychotic	7	4	0	0	0	6	0
Personality Disorder	1	1	0	0	0	0	0
Schizophrenia	12	9	0	0	0	5	0
Social Conditions	30	4	1	25	0	0	0
Substance Related	46	4	43	0	0	0	1
<b>Other Indicators</b>							
Any Alcohol/Drug Problem	82	25	56	1	0	9	3
Custody of DHS	2	1	0	0	0	1	0
Custody of DOC	5	0	4	0	0	0	1
Custody of OJA	1	1	0	0	0	1	0
Deaf and Hearing Impaired	2	1	0	0	0	0	1
Dual Diagnosis	15	12	1	0	0	5	0
Homeless	3	0	1	2	0	0	0
Indigent	171	79	51	27	0	41	2
SED (6-17)	5	2	0	0	0	5	0

Notes: The same client may be counted in more than one category, e.g., clients can receive services under more than one contract source, in more than one "County of Residence," or may have multiple "Other Indicators." Please see Definition page for other considerations.

Oklahoma Department of Mental Health and Substance Abuse Services  
 Counts of Admitted Clients Served by Funding Source for Each County of Residence During FY2000

COUNTY OF RESIDENCE = WASHITA

	Total	Contract Source					Other
		Mental Health	Substance Abuse	Domestic Violence	Residential Care	Medicaid	
SMI (If ever)	69	52	9	2	0	25	3

Oklahoma Department of Mental Health and Substance Abuse Services  
 Counts of Admitted Clients Served by Funding Source for Each County of Residence During FY2000

COUNTY OF RESIDENCE = WOODS

	Total	Contract Source					Medicaid	Other
		Mental Health	Substance Abuse	Domestic Violence	Residential Care			
<b>Total</b>								
Unduplicated Count	306	63	39	32	0	58	190	
<b>Agency Type</b>								
Community Mental Health Center	260	63	10	0	0	56	189	
Domestic Violence and Sexual Assault	32	0	0	32	0	0	0	
Hospital	2	0	0	0	0	2	1	
Substance Abuse	29	0	29	0	0	0	0	
<b>Sex</b>								
Female	165	28	13	28	0	38	98	
Male	141	35	26	4	0	20	92	
<b>Age</b>								
0-04	19	0	17	1	0	1	1	
05-17	56	4	5	4	0	18	36	
18-20	27	6	0	3	0	5	16	
21-24	26	11	5	5	0	2	12	
25-34	58	8	8	10	0	9	36	
35-44	60	17	4	6	0	11	41	
45-54	32	11	0	3	0	8	23	
55-64	12	4	0	0	0	1	11	
65-74	8	1	0	0	0	3	6	
75-84	8	1	0	0	0	0	8	
<b>Race</b>								
White	269	59	21	27	0	47	179	
Black	21	0	9	4	0	8	5	
Native American	7	2	4	0	0	2	5	
Hispanic	3	0	2	0	0	1	0	
Asian	1	1	0	0	0	0	1	
Two or More Races	5	1	3	1	0	0	0	
<b>Presenting Problem/Diagnosis</b>								
Alcohol Abuse	17	6	5	0	0	1	9	
Developmental Disorder	27	1	5	0	0	8	20	
Mood Disorder	130	32	1	0	0	28	94	
Non Alcohol/Drug Related Organic	5	0	0	0	0	1	5	
Other Non-Psychotic	35	15	1	0	0	6	22	
Other Psychotic	8	2	0	0	0	3	6	
Schizophrenia	8	2	0	0	0	3	6	
Social Conditions	82	3	20	32	0	6	24	
Substance Related	11	3	7	0	0	2	4	
<b>Other Indicators</b>								
Any Alcohol/Drug Problem	103	24	19	1	0	22	64	
Custody of DHS	11	0	2	0	0	5	5	
Custody of DOC	2	1	1	0	0	0	1	
Custody of OJA	2	0	0	0	0	1	1	
Dual Diagnosis	15	5	1	0	0	5	12	
Homeless	9	0	2	2	0	1	5	
Indigent	289	62	38	30	0	57	177	
SED (6-17)	9	0	0	0	0	7	4	
SMI (If ever)	76	20	3	3	0	20	56	

Notes: The same client may be counted in more than one category, e.g., clients can receive services under more than one contract source, in more than one "County of Residence," or may have multiple "Other Indicators." Please see Definition page for other considerations.

Oklahoma Department of Mental Health and Substance Abuse Services  
**Counts of Admitted Clients Served by Funding Source for Each County of Residence During FY2000**

**COUNTY OF RESIDENCE = WOODWARD**

	Total	Contract Source					Other
		Mental Health	Substance Abuse	Domestic Violence	Residential Care	Medicaid	
<b>Total</b>							
Unduplicated Count	669	167	43	106	4	92	469
<b>Agency Type</b>							
Community Mental Health Center	568	163	28	0	0	92	469
Domestic Violence and Sexual Assault	106	0	0	106	0	0	0
Hospital	8	7	0	0	0	0	1
Residential Care	4	0	0	0	4	0	0
Substance Abuse	17	0	17	0	0	0	0
<b>Sex</b>							
Female	396	96	14	84	1	61	270
Male	273	71	29	22	3	31	199
<b>Age</b>							
0-04	21	0	3	16	0	1	2
05-17	127	13	1	30	0	27	69
18-20	39	7	2	3	0	8	29
21-24	60	25	10	12	0	4	38
25-34	114	35	15	14	0	9	84
35-44	151	43	9	16	1	18	125
45-54	79	20	3	11	1	11	58
55-64	58	17	0	3	2	13	46
65-74	17	7	0	1	0	1	15
75-84	2	0	0	0	0	0	2
85+	1	0	0	0	0	0	1
<b>Race</b>							
White	632	154	36	92	4	90	453
Black	11	5	0	5	0	0	5
Native American	19	3	4	8	0	1	7
Hispanic	5	1	3	1	0	1	3
Asian	2	2	0	0	0	0	1
Two or More Races	2	2	0	0	0	0	0
<b>Presenting Problem/Diagnosis</b>							
Alcohol Abuse	31	11	9	0	0	0	26
Developmental Disorder	54	4	11	0	1	8	39
Mood Disorder	282	86	0	0	0	32	238
Non Alcohol/Drug Related Organic	10	4	0	0	0	0	10
Other Non-Psychotic	72	18	0	0	0	19	50
Other Psychotic	37	15	1	0	1	12	29
Personality Disorder	3	0	0	0	0	0	3
Schizophrenia	32	10	1	0	0	13	27
Social Conditions	131	1	4	106	2	4	19
Substance Related	46	20	19	0	0	4	28
<b>Other Indicators</b>							
Any Alcohol/Drug Problem	205	62	38	0	0	22	166
Custody of DHS	6	1	0	0	0	2	4
Custody of DOC	3	0	2	0	0	0	1
Custody of OJA	3	0	0	0	0	2	1
Deaf and Hearing Impaired	1	0	0	0	0	0	1
Dual Diagnosis	69	28	3	0	0	11	63
Homeless	18	5	4	0	0	2	11
Indigent	628	165	43	100	4	92	431

Notes: The same client may be counted in more than one category, e.g., clients can receive services under more than one contract source, in more than one "County of Residence," or may have multiple "Other Indicators." Please see Definition page for other considerations.

Oklahoma Department of Mental Health and Substance Abuse Services  
 Counts of Admitted Clients Served by Funding Source for Each County of Residence During FY2000

**COUNTY OF RESIDENCE = WOODWARD**

	<b>Total</b>	<b>Contract Source</b>					<b>Other</b>
		<b>Mental Health</b>	<b>Substance Abuse</b>	<b>Domestic Violence</b>	<b>Residential Care</b>	<b>Medicaid</b>	
SED (6-17)	20	1	0	0	0	5	17
SMI (If ever)	200	78	6	10	4	40	165

Oklahoma Department of Mental Health and Substance Abuse Services  
**Counts of Admitted Clients Served by Funding Source for Each County of Residence During FY2000**

**COUNTY OF RESIDENCE = OUT OF STATE/UNKNOWN**

	Total	Contract Source					
		Mental Health	Substance Abuse	Domestic Violence	Residential Care	Medicaid	Other
<b>Total</b>							
Unduplicated Count	637	133	91	314	13	31	98
<b>Agency Type</b>							
Community Mental Health Center	189	111	18	0	0	28	55
Domestic Violence and Sexual Assault	312	0	1	312	0	0	7
Hospital	64	26	0	0	0	3	36
Other	1	1	0	0	0	0	0
Residential Care	13	0	0	0	13	0	0
Substance Abuse	75	0	72	3	0	0	0
<b>Sex</b>							
Female	365	51	27	241	5	20	45
Male	272	82	64	73	8	11	53
<b>Age</b>							
0-04	67	0	0	67	0	0	1
05-17	92	0	7	76	0	5	8
18-20	36	9	4	17	1	3	5
21-24	46	10	11	17	1	1	10
25-34	132	32	28	58	2	3	18
35-44	154	48	26	48	2	10	33
45-54	75	22	11	25	3	6	15
55-64	28	10	4	6	3	1	4
65-74	6	1	0	0	1	1	3
75-84	1	1	0	0	0	1	1
<b>Race</b>							
White	448	106	55	216	1	23	86
Black	63	12	1	45	1	0	4
Native American	26	3	4	10	0	6	4
Hispanic	28	2	4	19	0	0	3
Asian	3	1	0	2	0	0	0
Two or More Races	26	2	2	19	0	2	1
Unknown	45	7	25	3	11	0	0
<b>Presenting Problem/Diagnosis</b>							
Alcohol Abuse	43	8	31	0	0	0	7
Developmental Disorder	7	1	1	1	1	1	2
Mood Disorder	91	49	4	0	1	16	33
Non Alcohol/Drug Related Organic	2	1	0	0	0	0	1
Other Non-Psychotic	22	13	0	0	0	6	7
Other Psychotic	59	36	1	0	0	2	26
Personality Disorder	2	0	0	0	0	1	1
Schizophrenia	24	14	0	0	0	5	11
Social Conditions	306	0	1	306	0	0	7
Substance Related	35	4	28	1	0	0	3
Deferred/No Diagnosis	49	8	25	6	11	0	0
<b>Other Indicators</b>							
Any Alcohol/Drug Problem	158	54	65	10	0	4	38
Custody of DOC	6	0	5	1	0	0	0
Custody of OJA	1	0	0	0	0	0	1
Deaf and Hearing Impaired	2	1	0	1	0	0	0
Dual Diagnosis	42	20	4	0	0	3	22
Homeless	145	17	5	115	0	4	15

Notes: The same client may be counted in more than one category, e.g., clients can receive services under more than one contract source, in more than one "County of Residence," or may have multiple "Other Indicators." Please see Definition page for other considerations.



Oklahoma Department of Mental Health and Substance Abuse Services  
**Counts of Admitted Clients Served by Funding Source for Each County of Residence During FY2000**  
**COUNTY OF RESIDENCE = OUT OF STATE/UNKNOWN**

	<b>Contract Source</b>						
	<b>Total</b>	<b>Mental Health</b>	<b>Substance Abuse</b>	<b>Domestic Violence</b>	<b>Residential Care</b>	<b>Medicaid</b>	<b>Other</b>
Indigent	535	112	54	291	2	28	87
SED (6-17)	5	0	0	0	0	4	1
SMI (If ever)	170	94	12	20	2	20	48

## **Definitions of Terms and Categorization Variables**

---

The following are definitions of terms and categorization variables used in this Data Book report.

### **Admitted Clients Served**

Admitted Clients Served had an admission transaction in the ICIS before or during the report year and had received a service during the year. For this section, they are counted only once in the total for each level of aggregation. This is called an unduplicated count.

### **Age**

Client age is computed using the client's age at the middle of the fiscal year.

### **Contacts**

Individuals are counted as contacts when they call or visit an agency, but are not admitted.

### **Funding Source**

Funding Source helps identify the payment source of services. Frequently, clients receive services under multiple funding sources. The funding source categories for this report were Mental Health, Substance Abuse, Domestic Violence, Residential Care, Medicaid, and Other.

### **ICIS**

The Oklahoma Department of Mental Health and Substance Abuse Services maintains an agency-wide database, the Integrated Client Information System (ICIS), to which all Department-funded services and transactions are reported. The ICIS contains demographic and service information about clients and agencies.

### **List of Agencies by Type**

The following is a list of agencies by type that provided data during the Fiscal Year 2000:

**AGENCY TYPE****AGENCY NAME**

---

**Community Mental Health**

ASSOCIATED CENTERS FOR THERAPY, INC.  
BILL WILLIS MENTAL HEALTH  
CARL ALBERT CMHC  
CENTRAL OKLAHOMA CMHC  
CHISHOLM TRAIL COUNSELING SERVICES  
COMMUNITY COUNSELING CENTER  
CREEKS MENTAL HEALTH SERVICES  
EDWIN FAIR CMHC  
GRAND LAKE M.H.C.  
GREEN COUNTRY BEHAVIORAL HEALTH SERVICES  
HOPE COMMUNITY SERVICES, INC.  
JIM TALIAFERRO CMHC  
MENTAL HEALTH SERVICES OF SOUTHERN OKLAHOMA  
NORTH CARE CENTER  
OK COUNTY CRISIS INTERVENTION CENTER  
PARKSIDE, INC.  
RED ROCK BEHAVIORAL HEALTH SERVICES  
RED ROCK WEST  
WESTERN STATE PSYCHIATRIC CENTER  
WHEATLAND MENTAL HEALTH CENTER, INC.

**Domestic Violence and Sexual Assault**

ACMI HOUSE INC  
ACTION ASSOCIATES, INC.  
CALL RAPE INC.  
COMMUNITY CRISIS CENTER, INC.  
CRISIS CONTROL CENTER  
D.V. PROG. OF N. CENTRAL OK.  
DOMESTIC VIOLENCE INTERVENTION SERVICES  
FAMILY CRISIS & COUNSELING CENTER  
FAMILY CRISIS CENTER, INC.  
FAMILY RESOURCE CENTER  
FAMILY SHELTER  
HELP-IN-CRISIS, INC.  
N.W. DOMESTIC CRISIS SERVICES  
NEW DIRECTIONS, INC.  
OKLMULGEE COUNTY FAMILY RESOURCE CENTER INC.  
PROJECT SAFE, INC.  
ROGERS CO COMMUNITY SERVICES  
S.O.S. FOR FAMILIES  
STEPHENS COUNTY VOLUNTEERS FOR CRISIS INTERVENTION  
STILLWATER DOMESTIC VIOLENCE SERVICE INC.  
TULSA SEXUAL ASSAULT NURSE EXAMINERS PROGRAM  
WOMEN IN SAFE HOMES, INC.  
WOMEN'S CRISIS SERVICES

**AGENCY TYPE****AGENCY NAME**

---

WOMEN'S SERVICE & FAMILY RESOURCE CENTER  
WOMENS RESOURCE CENTER  
YWCA CRISIS CENTER  
YWCA OF OKC CRISIS SERVICES

**Hospitals**

EASTERN STATE HOSPITAL  
GRIFFIN MEMORIAL HOSPITAL  
OKLAHOMA YOUTH CENTER

**Other Agencies**

CENTER FOR CHILDREN & FAMILIES  
CHRYSALIS CLUB  
CROSSROADS INCORPORATED  
DIVORCE VISITATION ARBITRATION  
GREAT PLAINS IMPROVEMENT FND.  
PROJECT HEARTLAND  
SAFE HAVEN  
TRANSITION HOUSE INC.  
TULSA METROPOLITAN MINISTRY

**Residential Care**

ADA RESIDENTIAL CARE  
BOLEY RESIDENTIAL CARE HOME  
BOLEY RESIDENTIAL CARE HOME II  
CLETA'S COTTAGE  
COPP'S RESIDENTIAL CARE, INC.  
COUNTRY LANE RESID. CARE HOME  
DON MENTZER FACILITY  
DOW RESIDENTIAL CARE HOME  
DUNCAN COMMUNITY RESIDENCE INC  
DYCO PROPERTIES, INC.  
EDNA LEE'S RESIDENTIAL CARE  
EL RENO RESIDENTIAL CARE  
ELM TREE HOUSE  
FAIR OAKS  
GREEN ACRES  
HAV-TAPINC DBA, THE HARBOR  
HIGH CEDAR RESIDENTIAL CARE  
LAKE FRANCIS RETIREMENT CENTER  
LARI'S RES CARE  
MILLER COZY HOME, INC.  
NORTH FORK RESIDENTIAL CARE  
ORCHARD GROVE  
PADEN RESIDENTIAL CARE  
PRAGUE ASSISTED LIVING CENTER  
RAMBLING ROSE RESIDENTIAL CARE  
SANTE FE RESIDENTIAL CARE

**AGENCY TYPE****AGENCY NAME**

---

**Substance Abuse**

SHERRYS OLD FASHIONED R & B  
SOUTHWEST RETIREMENT HOME, INC  
SUGAR MOUNTAIN RETREAT  
SUNNY ACRES BOARDING MANOR, INC.  
SUNNY ACRES RESIDENTIAL CARE

A BETTER CHANCE  
ADA AREA CHEMICAL DEPENDENCY CENTER, INC.  
ALPHA II, INC.  
BILL JOHNSON C.C.  
BRIDGEWAY  
CAA TURNING POINT  
CARE FOR CHANGE, INC.  
CBTI-CREEK COUNTY  
CITIZEN POTOWATIOMI NATION  
COMMUNITY ALCOHOLISM SERVICES  
DRUG RECOVERY, INC.  
EAGLE RIDGE INSTITUTE  
EDMOND FAMILY SERVICES, INC.  
GATEWAY TO PREVENTION/RECOVERY  
HOMINY HEALTH SRVCS CENTER INC.  
HOUSE OF HOPE, INC.  
INDIAN HEALTH CARE RESOURCE CENTER  
KIAMICHI COUNCIL ON ALCOHOLISM  
LASTSTOP  
LEFLORE COUNTY YOUTH & FAMILY SERVICES, INC.  
LIFE IMPROVEMENT CENTER  
LOGAN COUNTY YOUTH AND FAMILY SERVICES INC.  
METRO TULSA SUBSTANCE ABUSE SERVICES  
MONARCH, INC.  
MOORE ALCOHOL AND DRUG CENTER  
MUSKOGEE CO COUNCIL YTH SV  
MUSKOGEE INTERVENTION PROGRAM  
N.E. OK COUNCIL ON ALCOHOLISM  
NAIC CENTER OF OKLAHOMA ALCOHOL & DRUG SERVICES, INC.  
NATIVE AMERICAN CENTER OF RECOVERY  
NEW HOPE OF MANGUM  
NORMAN ALCOHOL AND DRUG TREATMENT CENTER  
NW SUBSTANCE TREATMENT CENTER  
OKLA NATIVE AMERICAN BEHAVIORAL HEALTH CIRCLE  
OPPORTUNITIES, INC.  
PAYNE CO COUNSELING SERVICES, INC.  
ROADBACK, INC.  
ROGERS COUNTY DRUG ABUSE PROGRAM, INC.  
S.W. YOUTH & FAMILY SERVICES  
SECOND CHANCE CDU  
SOAARR, INC.

## AGENCY TYPE

## AGENCY NAME

---

STARTING POINT II, INC.  
STREET SCHOOL, INC.  
THE NEXT STEP NETWORK, INC.  
THE OAKS BEHAVIORAL HEALTH CENTER  
THE REFERRAL CENTER  
TOTAL LIFE COUNSELING  
TRI-CITY SUBSTANCE ABUSE CENTER  
TRI-CITY YOUTH & FAMILY CENTER  
TURNING POINT  
TWELVE & TWELVE, INC.  
VINITA ALCOHOL AND DRUG TREATMENT CENTER

## ODMHSAS

Refers to the Oklahoma Department of Mental Health and Substance Abuse Services.

## Other Indicators

There are several groups of clients that are of special interest because they have special treatment needs, state or federal requirements regarding their placement or the services they receive, or because they are part of a priority population. The definitions of these groups and criteria for their selection are provided below:

- **Custody of DHS**

The client, 18 years of age or younger, is in the custody of the Department of Human Services.

- **Custody of DOC**

The client is in the custody of the Department of Corrections. Clients under house arrest, electronic monitoring, or in prison are all considered to be in the custody of DOC. Clients on probation or parole are not.

- **Custody of OJA**

The client, 18 years of age or younger, is in the custody of the Office of Juvenile Affairs.

- **Deaf and Hearing Impaired**

Clients who are deaf, hard of hearing, or indicated the need for an interpreter for the deaf were grouped to form the Deaf and Hearing Impaired category.

- **Homeless**

A homeless person under ICIS criteria is a person who: (a) lacks a fixed, regular and adequate night time residence AND (b) has a primary night time residence that is a supervised publicly or privately operated shelter designed to provide temporary living accommodations including welfare hotels, congregate shelters, halfway houses, and transitional housing for the mentally ill; or an institution that provides a temporary residence for individuals intended to be institutionalized; or a public or private place not designed for, or ordinarily used as, a regular sleeping accommodation for human beings, not limited to people living on the streets. Individuals are considered homeless if they have lost their permanent residence, and are temporarily living in a shelter to avoid being on the street. Prisoners being released or in the custody of a correctional facility are not considered homeless at the time of admission for treatment. The definition also excludes persons in a hospital, residential care facility, commercial hotel/motel, supervised apartment, or living with parent/other relative (even if only temporarily). The definition does include domestic violence and sexual assault shelters, as the persons have fled a residence that is not adequate (i.e., not safe).

- **Legal Status**

Legal Status has three categories; Voluntary, Civil Involuntary, and Criminal Involuntary. The categories of legal status (with ICIS codes) are as follows:

**Voluntary.** These clients enter treatment voluntarily and are coded Voluntary Admission (01), Court Voluntary (02), Informal Admission (16), or Other (18).

**Civil Involuntary.** These clients are required by the court system to receive services, even though they may be reluctant. They are coded Court Commitment (03), Order of Detention (06), Juvenile Court Order (07), Transfer – Other Legal Entity (08), Court Ordered Juveniles in Need of Treatment, DHS given custody (10), Court Ordered Juveniles in Need of Treatment Parental Custody Retained (11), Emergency Detention (12), Continued Court Detention (13), 28-Day Court Commitment (14), or Protective Custody (17).

**Criminal Involuntary.** These clients are required to receive services because they have been accused of or have committed a crime. Codes include the following; Incompetent to Stand Trial (04), Not Guilty by Reason of Insanity (05), Court Order for Observation and Evaluation (09), Court Referred DUI Clients (15), Criminal Hold (20), or Court Commit with Hold (21).

- **Adults with Serious Mental Illness (SMI)**

SMI denotes clients who have been identified **at any time** as having a serious mental illness using the formal ODMHSAS definition. According to this definition, an Adult with a Serious Mental Illness must be an individual 18 years of age or older.

- **Children with a Serious Emotional Disturbance (SED)**

SED refers to children who meet departmental criteria for having a Serious Emotional Disturbance.

- **Any Alcohol/Drug Problem**

A substance abuse client is one who has one or more DSM-IV Axis I primary, secondary or tertiary diagnoses from categories 1.a. or 1.b. (in the Dual Diagnosis definition below) or one or more ICIS Substance Abuse Related Problems (710-731, 741-743). Clients identified only as co-dependents are not identified as substance abusers.

- **Dual Diagnosis Client**

A dual diagnosis client is one who meets the criteria for having a substance abuse diagnosis from categories 1.a. or 1.b. below and meets the criteria for a mental illness based on one or more DSM-IV Axis II primary, secondary, or tertiary diagnoses from categories 2.a. through 2.e. below.

- 1.a. Psychoactive Substance Induced Organic Disorders: 291.0-291.8, 292.0-292.83, 292.89-282.99
- b. Psychoactive Substance Use Disorders: 303.0-305.99.
- 2.a. Schizophrenia: 295.10, 295.20, 295.30, 295.40, 295.60, 295.70, 295.90
- b. Delusional (Paranoid) Disorder: 297.1
- c. Other Psychotic Disorders: 295.40, 295.70, 297.3, 298.8, 298.9, 297.1, 297.3
- d. Mood Disorders: 296.20-296.7
- e. Borderline Personality Disorder: 301.83

- **Indigent**

A person whose applicable income falls at or below 200% of the Federal Poverty Level is considered indigent. To determine whether the client was indigent, the household gross annual income must have been reported. The ODMHSAS eligibility criteria for indigence are based on the weighted average poverty



thresholds provided annually by the U. S. Department of Commerce. The following table presents the threshold levels for FY00.

**Oklahoma Department of Mental Health and Substance Abuse Services  
Eligibility Criteria  
Indigence Threshold  
(200% of Federal Poverty Guideline)**

<b>Number of Persons in Household</b>	<b>Household Gross Annual Income *</b>
1	\$16,480
2	\$22,120
3	\$27,760
4	\$33,400
5	\$39,040
6	\$44,680
7	\$50,320
8	\$55,960
9 or more	Add \$ 5,640 to \$55,960 for each additional person

## Presenting Problem/Diagnosis

Categories for this variable are based on the DSM-IV primary diagnosis or primary presenting problem. If the admitting agency has clinicians qualified to make a diagnosis, the diagnosis is used, otherwise, a presenting problem is used to define a client's category.

Categories	Codes
<b>Developmental Disorders</b>	
DSM-IV Codes:	302.5-302.69, 302.85, 307-307.39, 307.5-307.99, 309.21, 312-312.29, 312.9-313.21, 313.81-313.89, 314-314.99, 315-319.99, 299-299.99
Presenting Problems:	210, 240
<b>Non Alcohol/Drug Related Organic</b>	
DSM-IV Codes:	290-290.99, 293-293.83, 294-294.80, 310-310.10
<b>Alcohol Abuse</b>	
DSM-IV Codes:	291-291.99, 293.9, 303-303.99, 305-305.02
Presenting Problems:	741, 710, 711
<b>Other Substance Abuse</b>	
DSM-IV Codes:	305.1-305.99, 292-292.99, 304-304.99
Presenting Problems:	742, 743, 744, 720-731
<b>Schizophrenia</b>	
DSM-IV Codes:	295 (excluding 295.4, 295.7)
<b>Other Psychotic</b>	
DSM-IV Codes:	297-298.9, 295.40, 294.9, 295.70
Presenting Problems:	510-530, 650
<b>Mood Disorders</b>	
DSM-IV Codes:	296-296.99 301.13, 300.4-300.49, 293.89, 311-311.99
Presenting Problems:	500-503

<b>Categories</b>	<b>Codes</b>
<b>Other Non-Psychotic</b>	
DSM-IV Codes:	300-300.39, 300.6-300.99, 302-302.49, 302.7-302.84, 302.89-302.99, 307-4-307.49, 307.8, 312.8, 308.3-309.19, 309.23-309.99, 312.3, 316-316.99, 780.50
<b>Personality Disorders</b>	
DSM-IV Codes:	301-301.9
<b>Social Conditions</b>	
DSM-IV Codes:	V40.00-V40.60, V61-V71.02, 955.5-995.81
Presenting Problems:	740, 450, 620-632, 311-420
<b>Deferred/No Diagnosis</b>	
DSM-IV Codes:	799.9-799.90, V71.09
Presenting Problems:	110, 130

## **Race**

Clients who selected more than one category from the choices below, indicating their race, are grouped in the Two or More Races category. The Unknown category was utilized to group Clients who made no selection from the choices below indicating their race.

The following groupings are used for reporting race:

- White
- Black
- Native American
- Hispanic
- Asian
- Two or More Races
- Unknown

## **Units of Service: Day and Hourly**

The time provider agency staff spend delivering services to or for service recipients is reported in days, parts of days or minutes (summed to hours). Following is a list of codes and descriptions for services funded by DMHSAS in FY00.

Services	Category	Code	Description
Day	Crisis Stabilization	002E	Crisis Stabilization
	Detoxification	002B	Detoxification
		001B	Medical Detoxification
		002C	Non-medical Detoxification (social)
		002K	Non-medical Detoxification
	Housing	003M	Dependent Children Of Substance Abuse in Halfway House
		003N	Dependent Children Of Substance Abuse In Residential Treatment
		003G	Domestic Violence Residential Shelter For Primary Victims
		003H	Domestic Violence Residential Shelter For Dependents
		003P	Enhanced Residential Care
		004E	Family Self Sufficiency Program
		003B	Halfway House
		003A	Halfway House Services for Pregnant and Postpartum Women
		003S	Halfway House Services for Women with Dependent Children
		003T	Halfway House Service for Dually Diagnosed
		003Y	Halfway House Services for Adolescents
		003C	Independent Living Training Program
		003V	Permanent Congregate Housing with Onsite Support
		003Z	Permanent Congregate House
		003K	Residential Care
		003Q	Safe Haven
		003I	Short-term Emergency Shelter
		003F	Sponsored Family Program
		003J	Sponsored Housing Program
		003E	Supervised Housing
	003R	Transitional Living	
	Inpatient	001D	Acute Inpatient
		001C	Acute Medical Care
		001A	Intermediate Inpatient
	Residential Treatment	002Q	Enhanced Residential Treatment - Mental Health
		002N	Intensive Residential Substance Abuse Treatment
		002R	Intensive Residential Treatment
		002P	Intensive Residential Treatment - Mental Health
		002A	Residential Treatment (Substance Abuse & Mental Health)
		002G	Residential Treatment for Adolescents

<b>Services</b>	<b>Category</b>	<b>Code</b>	<b>Description</b>
		002H	Residential Treatment for Women with Dependent Children
		002J	Residential Treatment Dually Diagnosed
		002S	Residential Treatment
		002M	Services to Dependent Children of Substance Abuse Clients in Residential Treatment
<b>Hourly</b>			
	Evaluation/Assessment		
		106	Clinical Testing
		100	Competency Evaluation
		102	Court Related Evaluation
		104	DUI Assessment
		110	Evaluation and Assessment
		101	Evaluation/assessment
		107	Group Assessment
		138	Institution Based SA Screening
		105	Referral
		300	Treatment Plan Review
		400	Treatment Planning
	Counseling		
		132	Family/marital
		137	Family/Marital Counseling (Mental Health Professional)
		131	Group Counseling
		136	Group Counseling (Mental Health Professional)
		135	Individual Counseling (Mental Health Professional)
		130	Individual Counseling
		241	Peer Counseling
		249	Staff Time Providing Support Group Service (Project Heartland)
	Crisis Intervention		
		133	Crisis Intervention Counseling
		134	Crisis Intervention Telephone
		120	Emergency/Crisis (face/face)
		121	Emergency/Crisis (telephone)
		123	Mobile Crisis Service
	Case Management		
		212	Case Management
		225	Case Management
		226	Case Management
		204	Client Advocacy
		213	Intensive Case Management
	Physician/Lab Services		
		305	Medical Review
		308	Medication Delivery
		304	Pharmacological Management
	Other Day Services		
		004C	Day School/6 Hours

<b>Services</b>	<b>Category</b>	<b>Code</b>	<b>Description</b>
		434	Intensive Outpatient Services - Group
		433	Intensive Outpatient Services - Individual
	Other Outpatient Services	500	Consultation
		109	Court Related Services
		210	Disaster Support Service
		590	Divorce Visitation Arbitration
		501	Education
		190	Gate-keeping
		207	Home-based Care
		565	Institution-based Substance Abuse Treatment
		570	Job Retention Support
		252	PACT Timeline Development
		506	Sexual Assault Nurse Examiner (SANE) Training
		504	System Support
		503	Training
		505	Treatment Team Meeting
	Outreach	551	Community Outreach
		553	Community Outreach to Children
		552	Intensive Outreach to Children
		550	Outreach
		561	Prevention Type Activities
		560	Substance Abuse Early Intervention
	Rehabilitation	203	Client Education
		242	Consumer Drop-in Center
		430	Day Treatment Hourly
		217	Group Rehabilitative Treatment
		216	Individual Rehab Treatment
		431	Psycho-social Hourly
		205	Resource Skills Development
		251	Resource Skills Development by Peers
		224	Substance Abuse Dx\Prob-Related Education (Family)
		219	Substance Abuse Dx\Prob-Related Education (Group)
		218	Substance Abuse Dx\Prob-Related Education (Individual)
		211	Substance Abuse Dx\Prob-Related Education
		202	Socialization
	Vocational	243	Employment Training
		245	Pre-vocational
		244	Vocational Training

**Various Categories:**

In response to many special report requests in past years, the special reports table was generated to address the majority of those requests.

## **Description of Sections and Tables**

---

The Data Book consists of two sections. The first section displays Counts of Admitted Clients Served by Funding Source for Sex, Age, Race, Presenting Problem/Diagnosis, County of Residence, and Other Indicators. The second section presents Counts of Day and Hourly Units of Service by Funding Source for Admitted Clients and Contacts. Each section contains six tables presenting data for 1) Statewide Total, 2) Agency, 3) Agency Type, 4) Count of Residence, 5) Planning Area, and 6) Various Categories.

### **Section One: Admitted Clients Served by Funding Source**

Admitted Clients Served are clients who have an admission transaction in the ICIS before or during the report year and had received a service during the report year. For this section, they are counted only once in the total for each level of aggregation or category in which they appear. This is called an unduplicated count. For example, a client may receive services at one hospital and then receive services at another hospital in the same year. This client would be counted twice (once at each hospital) in the agency report, but only once in the agency type and statewide tables. Because information such as age and sex should remain constant (except for data entry errors), counts for categories of these variables will sum to the total clients served on each table. Variables that might change from admission at one facility to admission at another or over time, (e.g., legal status, diagnosis, and target population) can be counted in more than one category and should not be summed.

This section shows only clients who were admitted for services and excludes contacts. It enumerates admitted clients, but further limits the counts to specific subgroups of the client population. Each individual counted has received a service at some time during the year regardless of the year he/she was admitted. Clients are grouped by frequently referenced demographics: Sex, Age, Race, Presenting Problem/Diagnosis, County of Residence, and Other Indicators. A client may be in more than one of these groups, or a client's group may change during the year. As a result, the sum of target populations exceeds the total number served. However, for any given population, the age, race, and sex, which do not change (age is calculated as of a single point in time), are unduplicated counts and should equal the total.



## **Section Two: Units of Service by Funding Source**

This section helps to quantify the Department's impact on the community by reporting the total number of individuals identified as receiving a service during the fiscal year. It also presents Summaries for all types of services funded through the ODMHSAS.

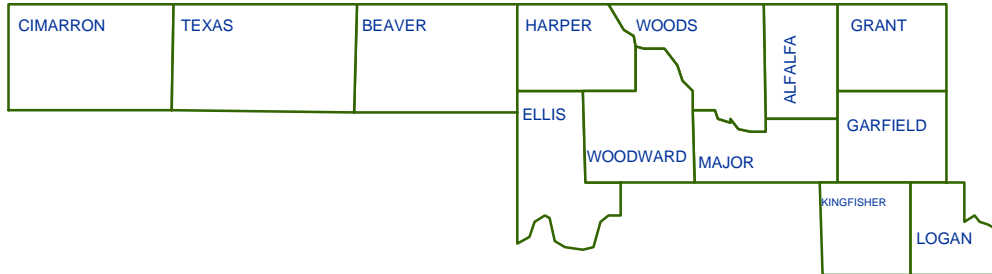
Individuals are counted as contacts when they call or visit an agency, but are not admitted. In general, a person can be reported as a contact twice at the same agency within a twelve-month period, but services are not given a third time without an admission. A client can also seek services at another agency and be counted as a contact there. In the Data Book report, an agency's contact counts exclude individuals who are subsequently admitted there. Additionally, two types of contacts are excluded from counts: Emergency Contacts and Group Contacts. In these cases, individuals are not identified and their addition would likely produce duplicated counts. However, the services to those individuals are reported.

---

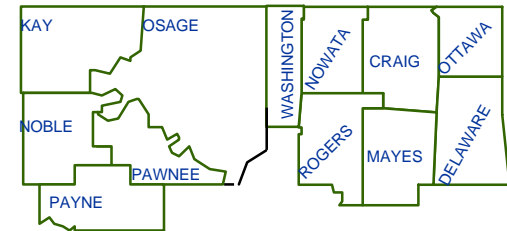
OKLAHOMA DEPARTMENT OF MENTAL HEALTH  
AND SUBSTANCE ABUSE SERVICES

# Planning Areas

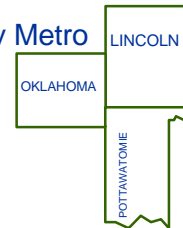
Northwest



Northeast



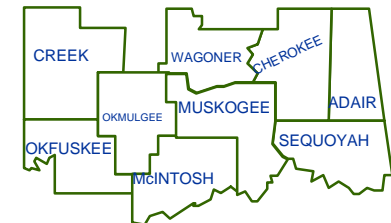
Oklahoma City Metro



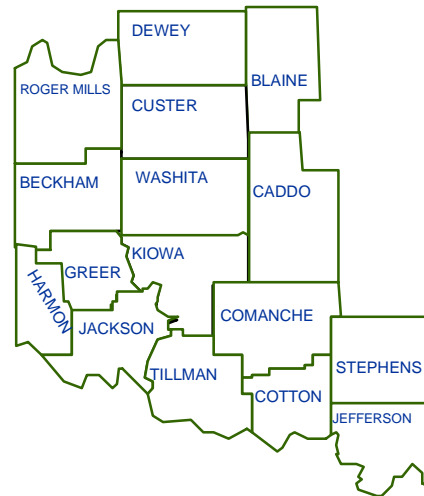
Tulsa Metro



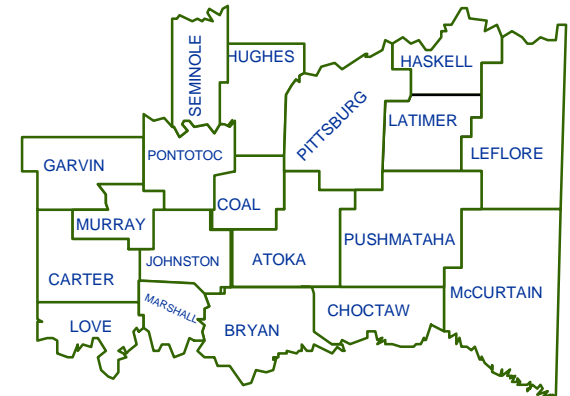
East Central



Central



Southwest



Southeast