

# *data*

BOOK FOR FISCAL YEAR 2001

Section One:  
Admitted Clients Served  
By Funding Source

Table 4. Counts of Admitted  
Clients Served for each County of  
Residence

# DATA BOOK FOR FISCAL YEAR 2001

Published by

Oklahoma Department of Mental Health and Substance Abuse  
Services

Prepared by

**Ali Akour, Ph.D.**

Data Analyst, Evaluation and Data Analysis Section  
Decision Support Services

2002

---

**Terry Cline, Ph.D., Commissioner**  
**Steve Davis, Ph.D., Director of Decision Support Services**  
**Mark Reynolds, Ed. D., Evaluation & Data Analysis Data Projects Manager**

## Public Domain Notice

The Data Book for Fiscal Year 2001 is in the public domain and may be reproduced or copied without permission from the Oklahoma Department of Mental Health and Substance Abuse Services. However, this publication may not be reproduced or distributed for a fee without the specific, written authorization of Oklahoma Department of Mental Health and Substance Abuse Services. Citation of the source is appreciated.

## Electronic Access to Publication

This publication is available on the World Wide Web at:  
<http://www.odmhsas.org/specialreports.htm>

## How to Contact Us

**Oklahoma Department of Mental Health and Substance Abuse Services**  
**Evaluation and Data Analysis Section**  
P.O. Box 53277  
Oklahoma City, OK 73152-3277  
(405) 522-3813

# Contents

---

## Introduction

### Section One: Admitted Clients Served by Funding Source

- Table 1. Counts of Admitted Clients Served for **Statewide Total**
- Table 2. Counts of Admitted Clients Served for each **Agency**
- Table 3. Counts of Admitted Clients Served for each **Agency Type**
- Table 4. Counts of Admitted Clients Served for each **County of Residence**
- Table 5. Counts of Admitted Clients Served for each **Planning Area**
- Table 6. Counts of Admitted Clients Served for **Various Categories**

### Section Two: Units of Service by Funding Source

- Table 7. Counts of Day and Hourly Services Provided for **Statewide Total**
- Table 8. Counts of Day and Hourly Services Provided for each **Agency**
- Table 9. Counts of Day and Hourly Services Provided for each **Agency Type**
- Table 10. Counts of Day and Hourly Services Provided for each **County of Residence**
- Table 11. Counts of Day and Hourly Services Provided for each **Planning Area**
- Table 12. Counts of Day and Hourly Services Provided for **Various Categories**

## Appendix

**Definitions of Terms and Categorization Variables**

**Descriptions of Sections and Tables**

**Map of Planning Areas**

# **DATA BOOK FOR FISCAL YEAR 2001**

## **Introduction**

---

Prior to Fiscal Year 1999, any client seen at an Oklahoma Department of Mental Health and Substance Abuse Services (ODMHSAS) contracted facility was reported, regardless of who paid for the service. Starting with Fiscal Year 1999, only clients funded in full or in part by ODMHSAS were reported. Therefore, previous years' reported client counts will be larger than in following years.

During the Fiscal Year 2001, the State of Oklahoma expenditures on community mental health services, inpatient facilities, substance abuse services, domestic violence/sexual assault services, and departmental management amounted to approximately \$177 million dollars. An unduplicated total of approximately 82,042 recipients were served system-wide in FY 2001. The unduplicated total of 82,042 recipients consists of 58,351 recipients that were admitted and served and 23,691 recipients that were contacts. The Data Book report is generated to provide basic information about these recipients and services they received for policy makers, interest groups, and others working to improve the quality of life for those in need.

The Data Book report is produced by the Evaluation and Data Analysis Section of the Decision Support Services Division at the Oklahoma Department of Mental Health and Substance Abuse Services (ODMHSAS). The report summarizes demographic information and services for clients served in agencies operated by or funded through ODMHSAS. To create the Data Book report, data are extracted from the ODMHSAS Integrated Client Information System (ICIS). ICIS contains demographic and service information about service recipients and agencies.

To meet the specific needs of a variety of entities, the Data Book report consists of two separate sections: Admitted Clients Served by Funding Source; Units of Service by Funding Source. The sections are then divided into tables and each table presents a different view of the data. Definitions of terms and a Map of Planning Areas are also provided.

Oklahoma Department of Mental Health and Substance Abuse Services  
**Counts of Admitted Clients Served by Funding Source for Each County of Residence During FY2001**  
**COUNTY OF RESIDENCE = ADAIR**

	Funding Source						
	Total	Mental Health	Substance Abuse	Domestic Violence	Residential Care	Medicaid	Other
<b>Total</b>							
Unduplicated Count	464	125	75	76	36	112	222
<b>Agency Type</b>							
Community Mental Health Center	335	122	50	0	0	112	191
Domestic Violence and Sexual Assault	85	0	0	76	0	0	36
Hospital	5	3	0	0	0	0	2
Residential Care	36	0	0	0	36	0	0
Substance Abuse	25	0	25	0	0	0	0
<b>Sex</b>							
Female	270	64	29	62	17	68	141
Male	194	61	46	14	19	44	81
<b>Age</b>							
0-04	17	0	1	16	0	0	3
05-17	71	5	0	15	0	34	22
18-20	26	10	4	5	0	2	15
21-24	34	10	9	9	1	3	12
25-34	104	35	25	18	3	17	54
35-44	110	39	26	11	6	31	70
45-54	56	16	8	2	12	11	25
55-64	26	6	2	0	8	9	10
65-74	13	1	0	0	5	3	7
75-84	6	3	0	0	0	2	4
85+	1	0	0	0	1	0	0
<b>Race</b>							
White	303	91	41	29	29	82	148
Black	6	0	2	1	2	0	1
Native American	123	31	31	28	3	19	62
Hispanic	8	0	0	5	0	1	3
Two or More Races	34	4	1	13	2	10	11
<b>Presenting Problem/Diagnosis</b>							
Alcohol Abuse	36	7	22	0	0	1	13
Developmental Disorder	32	6	1	0	1	16	12
Mood Disorder	121	55	12	0	0	38	71
Non Alcohol/Drug Related Organic	1	0	0	0	0	1	0
Other Non-Psychotic	70	20	4	0	0	23	45
Other Psychotic	57	12	6	0	33	13	9
Personality Disorder	4	1	1	0	0	2	2
Schizophrenia	19	10	0	0	0	10	12
Social Conditions	92	3	2	74	0	2	37
Substance Related	56	14	27	2	0	6	28
Deferred/No Diagnosis	2	0	0	0	2	0	0
<b>Other Indicators</b>							
Any Alcohol/Drug Problem	145	50	62	13	0	21	77
Custody of DHS	20	0	0	0	1	13	9
Custody of DOC	6	1	0	1	1	1	3
Custody of OJA	1	0	0	0	1	0	0
Deaf and Hearing Impaired	1	0	0	0	0	1	0
Dual Diagnosis	29	16	8	0	0	10	13
Homeless	60	2	0	56	0	0	24
Indigent	447	121	73	73	34	110	213

Notes: Information in this table is based on data reported to DMHSAS as of 01/01/2002. The same client may be counted in more than one category, e.g., clients can receive services under more than one contract source, in more than one "County of Residence," or may have multiple "Other Indicators." Please see Definition page for other considerations.

Oklahoma Department of Mental Health and Substance Abuse Services  
**Counts of Admitted Clients Served by Funding Source for Each County of Residence During FY2001**  
**COUNTY OF RESIDENCE = ADAIR**

	<b>Funding Source</b>						
	<b>Total</b>	<b>Mental Health</b>	<b>Substance Abuse</b>	<b>Domestic Violence</b>	<b>Residential Care</b>	<b>Medicaid</b>	<b>Other</b>
SED (6-17)	28	0	0	0	0	20	9
SMI (If ever)	202	85	29	9	36	61	96

Oklahoma Department of Mental Health and Substance Abuse Services  
**Counts of Admitted Clients Served by Funding Source for Each County of Residence During FY2001**

**COUNTY OF RESIDENCE = ALFALFA**

	Funding Source						
	Total	Mental Health	Substance Abuse	Domestic Violence	Residential Care	Medicaid	Other
<b>Total</b>							
Unduplicated Count	258	64	169	9	0	19	43
<b>Agency Type</b>							
Community Mental Health Center	81	64	0	0	0	18	43
Domestic Violence and Sexual Assault	9	0	0	9	0	0	0
Hospital	1	0	0	0	0	1	0
Substance Abuse	169	0	169	0	0	0	0
<b>Sex</b>							
Female	52	33	0	9	0	14	22
Male	206	31	169	0	0	5	21
<b>Age</b>							
05-17	16	10	0	2	0	5	4
18-20	6	4	1	1	0	1	2
21-24	21	9	12	0	0	3	4
25-34	31	10	18	3	0	2	7
35-44	125	16	101	1	0	6	13
45-54	42	9	30	1	0	0	8
55-64	11	3	6	1	0	1	2
65-74	4	2	1	0	0	1	2
75-84	2	1	0	0	0	0	1
<b>Race</b>							
White	205	61	120	8	0	19	42
Black	18	0	18	0	0	0	0
Native American	16	3	12	1	0	0	1
Hispanic	18	0	18	0	0	0	0
Two or More Races	1	0	1	0	0	0	0
<b>Presenting Problem/Diagnosis</b>							
Alcohol Abuse	70	5	65	0	0	1	4
Developmental Disorder	7	3	0	0	0	3	4
Mood Disorder	40	32	0	0	0	8	19
Non Alcohol/Drug Related Organic	2	1	0	0	0	0	2
Other Non-Psychotic	10	9	0	0	0	2	3
Other Psychotic	7	6	0	0	0	1	5
Schizophrenia	4	2	0	0	0	4	3
Social Conditions	8	1	0	7	0	0	1
Substance Related	109	5	104	0	0	0	2
Deferred/No Diagnosis	2	0	0	2	0	0	0
<b>Other Indicators</b>							
Any Alcohol/Drug Problem	186	16	169	0	0	2	9
Custody of DHS	4	3	0	0	0	1	0
Custody of DOC	159	0	159	0	0	0	0
Deaf and Hearing Impaired	1	1	0	0	0	0	0
Dual Diagnosis	6	6	0	0	0	0	3
Indigent	249	62	169	7	0	19	37
SED (6-17)	3	2	0	0	0	1	0
SMI (If ever)	35	22	5	1	0	11	17

Notes: Information in this table is based on data reported to DMHSAS as of 01/01/2002. The same client may be counted in more than one category, e.g., clients can receive services under more than one contract source, in more than one "County of Residence," or may have multiple "Other Indicators." Please see Definition page for other considerations.



Oklahoma Department of Mental Health and Substance Abuse Services  
**Counts of Admitted Clients Served by Funding Source for Each County of Residence During FY2001**  
**COUNTY OF RESIDENCE = ATOKA**

	Funding Source						
	Total	Mental Health	Substance Abuse	Domestic Violence	Residential Care	Medicaid	Other
<b>Total</b>							
Unduplicated Count	322	67	191	10	1	41	62
<b>Agency Type</b>							
Community Mental Health Center	129	66	1	0	0	37	62
Domestic Violence and Sexual Assault	8	0	2	8	0	0	0
Hospital	1	1	0	0	0	0	0
Residential Care	1	0	0	0	1	0	0
Substance Abuse	192	0	189	2	0	4	0
<b>Sex</b>							
Female	108	34	32	8	1	31	39
Male	214	33	159	2	0	10	23
<b>Age</b>							
0-04	1	0	0	1	0	0	0
05-17	5	0	3	0	0	0	2
18-20	14	2	11	1	0	0	0
21-24	42	4	36	2	0	2	1
25-34	82	20	55	1	0	10	7
35-44	91	22	61	2	0	6	12
45-54	64	13	25	3	1	12	22
55-64	10	3	0	0	0	5	8
65-74	5	2	0	0	0	2	5
75-84	8	1	0	0	0	4	5
<b>Race</b>							
White	249	59	133	7	1	35	55
Black	40	4	36	1	0	3	2
Native American	25	4	15	1	0	3	5
Hispanic	4	0	4	0	0	0	0
Two or More Races	4	0	3	1	0	0	0
<b>Presenting Problem/Diagnosis</b>							
Alcohol Abuse	64	3	62	0	0	1	1
Developmental Disorder	1	0	0	0	0	0	1
Mood Disorder	70	36	1	0	1	20	36
Non Alcohol/Drug Related Organic	1	0	0	0	0	0	1
Other Non-Psychotic	13	8	0	0	0	4	3
Other Psychotic	17	8	0	0	0	6	6
Schizophrenia	18	4	0	0	0	9	13
Social Conditions	16	1	7	9	0	1	0
Substance Related	127	7	122	1	0	0	1
<b>Other Indicators</b>							
Any Alcohol/Drug Problem	202	16	185	2	0	6	5
Custody of DOC	116	1	115	0	0	0	0
Deaf and Hearing Impaired	4	1	1	0	0	0	3
Dual Diagnosis	8	4	0	0	0	3	3
Homeless	18	6	0	1	0	8	8
Indigent	321	66	190	10	1	41	62
SMI (If ever)	77	20	13	3	1	30	38

Oklahoma Department of Mental Health and Substance Abuse Services  
**Counts of Admitted Clients Served by Funding Source for Each County of Residence During FY2001**  
**COUNTY OF RESIDENCE = BEAVER**

	Funding Source						
	Total	Mental Health	Substance Abuse	Domestic Violence	Residential Care	Medicaid	Other
<b>Total</b>							
Unduplicated Count	51	29	7	10	0	5	32
<b>Agency Type</b>							
Community Mental Health Center	36	29	0	0	0	5	32
Domestic Violence and Sexual Assault	10	0	0	10	0	0	0
Substance Abuse	7	0	7	0	0	0	0
<b>Sex</b>							
Female	30	17	3	6	0	3	21
Male	21	12	4	4	0	2	11
<b>Age</b>							
0-04	1	0	0	1	0	0	0
05-17	7	1	1	4	0	0	2
18-20	3	0	0	2	0	1	1
25-34	10	5	2	2	0	2	6
35-44	13	11	3	1	0	1	9
45-54	11	7	0	0	0	1	9
55-64	6	5	1	0	0	0	5
<b>Race</b>							
White	49	29	7	9	0	4	31
Native American	1	0	0	1	0	0	0
Hispanic	1	0	0	0	0	1	1
<b>Presenting Problem/Diagnosis</b>							
Alcohol Abuse	6	3	3	0	0	0	3
Developmental Disorder	1	1	0	0	0	0	1
Mood Disorder	23	18	0	0	0	4	21
Non Alcohol/Drug Related Organic	1	1	0	0	0	0	1
Other Non-Psychotic	1	1	0	0	0	0	1
Other Psychotic	3	3	0	0	0	0	1
Schizophrenia	4	3	0	0	0	1	3
Social Conditions	10	0	0	10	0	0	0
Substance Related	5	0	4	0	0	0	1
<b>Other Indicators</b>							
Any Alcohol/Drug Problem	19	12	7	0	0	1	12
Custody of DOC	2	0	2	0	0	0	0
Dual Diagnosis	6	6	0	0	0	1	5
Homeless	2	1	1	0	0	0	1
Indigent	47	28	7	10	0	5	28
SMI (If ever)	19	17	2	0	0	4	16

Oklahoma Department of Mental Health and Substance Abuse Services  
**Counts of Admitted Clients Served by Funding Source for Each County of Residence During FY2001**  
**COUNTY OF RESIDENCE = BECKHAM**

	Funding Source						
	Total	Mental Health	Substance Abuse	Domestic Violence	Residential Care	Medicaid	Other
<b>Total</b>							
Unduplicated Count	578	228	205	113	0	119	8
<b>Agency Type</b>							
Community Mental Health Center	276	222	7	0	0	117	5
Domestic Violence and Sexual Assault	113	0	0	113	0	0	0
Hospital	12	9	0	0	0	3	3
Substance Abuse	198	0	198	0	0	0	0
<b>Sex</b>							
Female	255	107	42	76	0	81	2
Male	323	121	163	37	0	38	6
<b>Age</b>							
0-04	25	3	9	13	0	2	0
05-17	50	21	10	19	0	12	1
18-20	24	12	7	8	0	3	0
21-24	50	16	24	8	0	6	0
25-34	140	52	56	36	0	17	2
35-44	164	71	70	18	0	26	4
45-54	77	36	21	7	0	24	0
55-64	28	12	6	3	0	15	1
65-74	8	2	2	1	0	3	0
75-84	8	2	0	0	0	8	0
85+	4	1	0	0	0	3	0
<b>Race</b>							
White	481	202	151	97	0	106	5
Black	51	7	37	5	0	3	1
Native American	15	8	6	3	0	1	2
Hispanic	18	6	8	2	0	4	0
Asian	1	0	1	0	0	0	0
Two or More Races	18	8	3	6	0	5	0
<b>Presenting Problem/Diagnosis</b>							
Alcohol Abuse	57	15	43	0	0	1	1
Developmental Disorder	24	12	4	9	0	6	0
Mood Disorder	109	77	1	2	0	51	3
Non Alcohol/Drug Related Organic	1	1	0	0	0	1	0
Other Non-Psychotic	83	68	2	0	0	34	0
Other Psychotic	19	17	0	0	0	8	0
Personality Disorder	5	5	0	0	0	1	0
Schizophrenia	24	20	0	0	0	13	1
Social Conditions	108	2	11	95	0	1	0
Substance Related	160	22	146	0	0	3	3
Deferred/No Diagnosis	7	0	0	7	0	0	0
<b>Other Indicators</b>							
Any Alcohol/Drug Problem	285	87	194	10	0	27	7
Custody of DHS	19	10	6	1	0	10	0
Custody of DOC	96	3	93	0	0	1	0
Deaf and Hearing Impaired	2	1	0	0	0	2	0
Dual Diagnosis	33	28	0	0	0	13	3
Homeless	40	9	7	23	0	2	0
Indigent	543	215	200	96	0	119	5
SED (6-17)	13	7	4	0	0	6	1

Notes: Information in this table is based on data reported to DMHSAS as of 01/01/2002. The same client may be counted in more than one category, e.g., clients can receive services under more than one contract source, in more than one "County of Residence," or may have multiple "Other Indicators." Please see Definition page for other considerations.

Oklahoma Department of Mental Health and Substance Abuse Services  
**Counts of Admitted Clients Served by Funding Source for Each County of Residence During FY2001**  
**COUNTY OF RESIDENCE = BECKHAM**

	<b>Funding Source</b>						
	<b>Total</b>	<b>Mental Health</b>	<b>Substance Abuse</b>	<b>Domestic Violence</b>	<b>Residential Care</b>	<b>Medicaid</b>	<b>Other</b>
SMI (If ever)	179	125	23	9	0	80	5

Oklahoma Department of Mental Health and Substance Abuse Services  
**Counts of Admitted Clients Served by Funding Source for Each County of Residence During FY2001**  
**COUNTY OF RESIDENCE = BLAINE**

	Funding Source						
	Total	Mental Health	Substance Abuse	Domestic Violence	Residential Care	Medicaid	Other
<b>Total</b>							
Unduplicated Count	261	162	29	55	0	41	18
<b>Agency Type</b>							
Community Mental Health Center	184	161	1	0	0	40	12
Domestic Violence and Sexual Assault	55	0	0	55	0	0	6
Hospital	4	2	0	0	0	2	0
Substance Abuse	28	0	28	0	0	0	0
<b>Sex</b>							
Female	145	83	13	39	0	26	11
Male	116	79	16	16	0	15	7
<b>Age</b>							
0-04	11	2	1	8	0	1	1
05-17	50	37	0	12	0	10	2
18-20	37	31	4	4	0	1	0
21-24	24	13	3	6	0	2	1
25-34	49	32	8	8	0	5	4
35-44	59	29	11	13	0	11	7
45-54	20	12	2	2	0	7	3
55-64	9	6	0	0	0	4	0
65-74	1	0	0	1	0	0	0
75-84	1	0	0	1	0	0	0
<b>Race</b>							
White	190	113	19	41	0	33	17
Black	11	6	1	2	0	3	0
Native American	41	24	8	12	0	4	1
Hispanic	13	12	1	0	0	1	0
Two or More Races	7	7	0	0	0	0	0
<b>Presenting Problem/Diagnosis</b>							
Alcohol Abuse	21	10	11	0	0	2	2
Developmental Disorder	22	21	0	0	0	6	0
Mood Disorder	62	52	1	0	0	18	6
Non Alcohol/Drug Related Organic	1	0	0	0	0	0	1
Other Non-Psychotic	66	60	0	0	0	10	2
Other Psychotic	7	5	0	0	0	2	1
Personality Disorder	3	3	0	0	0	0	0
Schizophrenia	6	3	0	0	0	4	0
Social Conditions	36	1	2	33	0	0	2
Substance Related	24	8	15	1	0	0	0
Unknown/Other	1	1	0	0	0	0	0
Deferred/No Diagnosis	21	0	0	21	0	0	4
<b>Other Indicators</b>							
Any Alcohol/Drug Problem	77	47	27	4	0	9	2
Custody of DHS	3	2	1	0	0	2	0
Custody of DOC	3	2	1	0	0	0	0
Custody of OJA	2	2	0	0	0	0	0
Deaf and Hearing Impaired	1	1	0	0	0	0	0
Dual Diagnosis	13	12	0	0	0	1	1
Homeless	12	2	3	7	0	0	0
Indigent	249	160	29	48	0	40	14
SED (6-17)	4	2	0	0	0	3	0

Notes: Information in this table is based on data reported to DMHSAS as of 01/01/2002. The same client may be counted in more than one category, e.g., clients can receive services under more than one contract source, in more than one "County of Residence," or may have multiple "Other Indicators." Please see Definition page for other considerations.

Oklahoma Department of Mental Health and Substance Abuse Services  
**Counts of Admitted Clients Served by Funding Source for Each County of Residence During FY2001**  
**COUNTY OF RESIDENCE = BLAINE**

	<b>Funding Source</b>						
	<b>Total</b>	<b>Mental Health</b>	<b>Substance Abuse</b>	<b>Domestic Violence</b>	<b>Residential Care</b>	<b>Medicaid</b>	<b>Other</b>
SMI (If ever)	82	61	6	4	0	23	9

Oklahoma Department of Mental Health and Substance Abuse Services  
**Counts of Admitted Clients Served by Funding Source for Each County of Residence During FY2001**  
**COUNTY OF RESIDENCE = BRYAN**

	Funding Source						
	Total	Mental Health	Substance Abuse	Domestic Violence	Residential Care	Medicaid	Other
<b>Total</b>							
Unduplicated Count	884	407	214	191	1	133	64
<b>Agency Type</b>							
Community Mental Health Center	535	387	42	0	0	129	53
Domestic Violence and Sexual Assault	191	0	0	191	0	0	0
Hospital	57	43	0	0	0	4	10
Other	2	2	0	0	0	0	0
Residential Care	1	0	0	0	1	0	0
Substance Abuse	182	0	180	2	0	0	1
<b>Sex</b>							
Female	522	224	95	160	0	92	29
Male	362	183	119	31	1	41	35
<b>Age</b>							
0-04	55	10	6	39	0	0	6
05-17	134	64	5	44	0	3	33
18-20	42	18	13	11	1	0	1
21-24	103	43	43	26	0	5	3
25-34	174	84	59	31	0	25	4
35-44	190	90	61	19	0	40	3
45-54	125	67	17	17	0	40	9
55-64	41	23	5	2	0	15	4
65-74	16	5	4	2	0	4	1
75-84	4	3	1	0	0	1	0
<b>Race</b>							
White	740	352	170	151	1	115	58
Black	19	9	4	3	0	3	2
Native American	90	26	31	28	0	12	2
Hispanic	8	5	2	1	0	0	0
Asian	2	0	0	2	0	0	0
Two or More Races	32	17	7	6	0	3	2
<b>Presenting Problem/Diagnosis</b>							
Alcohol Abuse	68	8	62	0	0	3	1
Developmental Disorder	31	21	0	0	0	1	14
Mood Disorder	270	209	8	0	1	68	15
Non Alcohol/Drug Related Organic	6	3	0	0	0	4	0
Other Non-Psychotic	133	103	1	0	0	22	21
Other Psychotic	50	34	4	0	0	14	8
Personality Disorder	1	1	0	0	0	0	0
Schizophrenia	39	25	2	0	0	19	3
Social Conditions	211	8	15	191	0	0	0
Substance Related	131	8	128	0	0	2	2
<b>Other Indicators</b>							
Any Alcohol/Drug Problem	271	83	199	1	0	18	10
Custody of DHS	9	5	3	0	0	1	3
Custody of DOC	61	5	56	2	0	0	0
Custody of OJA	1	1	0	0	0	0	1
Deaf and Hearing Impaired	1	1	0	0	0	0	0
Dual Diagnosis	34	26	7	0	0	4	4
Homeless	47	11	3	33	0	0	0
Indigent	859	396	210	181	1	133	63

Notes: Information in this table is based on data reported to DMHSAS as of 01/01/2002. The same client may be counted in more than one category, e.g., clients can receive services under more than one contract source, in more than one "County of Residence," or may have multiple "Other Indicators." Please see Definition page for other considerations.

Oklahoma Department of Mental Health and Substance Abuse Services  
**Counts of Admitted Clients Served by Funding Source for Each County of Residence During FY2001**  
**COUNTY OF RESIDENCE = BRYAN**

	<b>Funding Source</b>						
	<b>Total</b>	<b>Mental Health</b>	<b>Substance Abuse</b>	<b>Domestic Violence</b>	<b>Residential Care</b>	<b>Medicaid</b>	<b>Other</b>
SED (6-17)	11	8	0	0	0	3	0
SMI (If ever)	296	200	33	15	1	101	19



Oklahoma Department of Mental Health and Substance Abuse Services  
**Counts of Admitted Clients Served by Funding Source for Each County of Residence During FY2001**

**COUNTY OF RESIDENCE = CADDO**

	Funding Source						
	Total	Mental Health	Substance Abuse	Domestic Violence	Residential Care	Medicaid	Other
<b>Total</b>							
Unduplicated Count	484	131	125	55	0	109	194
<b>Agency Type</b>							
Community Mental Health Center	310	125	2	0	0	106	191
Domestic Violence and Sexual Assault	55	0	0	55	0	0	0
Hospital	19	13	0	0	0	3	3
Substance Abuse	124	0	124	0	0	0	0
<b>Sex</b>							
Female	243	58	39	42	0	79	102
Male	241	73	86	13	0	30	92
<b>Age</b>							
0-04	9	0	0	7	0	1	2
05-17	57	8	14	5	0	27	17
18-20	27	7	8	4	0	4	9
21-24	49	17	23	4	0	5	16
25-34	98	30	31	15	0	16	27
35-44	141	40	36	15	0	22	67
45-54	64	18	10	4	0	25	29
55-64	30	10	3	1	0	7	21
65-74	4	0	0	0	0	1	3
75-84	4	0	0	0	0	1	3
85+	1	1	0	0	0	0	0
<b>Race</b>							
White	274	84	66	24	0	62	113
Black	24	4	4	2	0	11	13
Native American	157	36	43	28	0	31	59
Hispanic	13	5	4	1	0	1	3
Asian	2	0	0	0	0	1	2
Two or More Races	17	2	9	0	0	3	4
<b>Presenting Problem/Diagnosis</b>							
Alcohol Abuse	95	16	45	0	0	19	37
Developmental Disorder	19	8	0	0	0	10	2
Mood Disorder	117	48	0	1	0	37	71
Non Alcohol/Drug Related Organic	5	1	0	0	0	2	4
Other Non-Psychotic	46	22	0	0	0	12	25
Other Psychotic	25	15	0	0	0	6	17
Schizophrenia	23	6	1	0	0	10	19
Social Conditions	66	2	9	53	0	2	0
Substance Related	102	16	72	0	0	11	19
Deferred/No Diagnosis	1	0	0	1	0	0	0
<b>Other Indicators</b>							
Any Alcohol/Drug Problem	243	61	116	1	0	40	77
Custody of DHS	17	0	3	0	0	14	4
Custody of DOC	11	1	7	1	0	0	2
Custody of OJA	2	0	1	0	0	1	0
Deaf and Hearing Impaired	2	0	1	0	0	1	1
Dual Diagnosis	21	12	1	0	0	8	11
Homeless	11	2	4	5	0	0	0
Indigent	452	129	119	49	0	107	176
SED (6-17)	22	0	0	0	0	17	10

Notes: Information in this table is based on data reported to DMHSAS as of 01/01/2002. The same client may be counted in more than one category, e.g., clients can receive services under more than one contract source, in more than one "County of Residence," or may have multiple "Other Indicators." Please see Definition page for other considerations.

Oklahoma Department of Mental Health and Substance Abuse Services  
**Counts of Admitted Clients Served by Funding Source for Each County of Residence During FY2001**  
**COUNTY OF RESIDENCE = CADDO**

	<b>Funding Source</b>						
	<b>Total</b>	<b>Mental Health</b>	<b>Substance Abuse</b>	<b>Domestic Violence</b>	<b>Residential Care</b>	<b>Medicaid</b>	<b>Other</b>
SMI (If ever)	153	47	13	6	0	57	100

Oklahoma Department of Mental Health and Substance Abuse Services  
**Counts of Admitted Clients Served by Funding Source for Each County of Residence During FY2001**  
**COUNTY OF RESIDENCE = CANADIAN**

	Funding Source						
	Total	Mental Health	Substance Abuse	Domestic Violence	Residential Care	Medicaid	Other
<b>Total</b>							
Unduplicated Count	1,118	707	158	177	31	116	71
<b>Agency Type</b>							
Community Mental Health Center	776	691	1	0	0	108	64
Domestic Violence and Sexual Assault	177	0	1	177	0	0	0
Hospital	39	22	0	0	0	8	9
Other	8	8	0	0	0	0	0
Residential Care	31	0	0	0	31	0	0
Substance Abuse	156	0	156	0	0	0	0
<b>Sex</b>							
Female	670	415	79	146	9	76	36
Male	448	292	79	31	22	40	35
<b>Age</b>							
0-04	43	8	12	23	0	0	1
05-17	193	126	32	30	0	6	17
18-20	68	41	12	17	0	1	3
21-24	92	55	12	23	1	9	2
25-34	250	182	31	38	2	25	15
35-44	246	150	36	36	9	27	11
45-54	147	107	19	7	6	20	16
55-64	60	32	1	3	12	19	4
65-74	15	5	3	0	1	7	0
75-84	1	0	0	0	0	0	1
85+	3	1	0	0	0	2	1
<b>Race</b>							
White	936	619	119	127	27	101	64
Black	44	16	16	5	4	7	1
Native American	90	39	21	27	0	6	3
Hispanic	15	8	2	6	0	1	0
Asian	3	3	0	0	0	0	1
Two or More Races	42	27	2	12	0	1	2
<b>Presenting Problem/Diagnosis</b>							
Alcohol Abuse	56	20	35	0	0	4	2
Developmental Disorder	57	50	0	0	0	6	5
Mood Disorder	364	316	1	0	1	52	24
Non Alcohol/Drug Related Organic	4	3	0	0	0	1	2
Other Non-Psychotic	180	168	0	0	0	13	17
Other Psychotic	51	35	0	0	2	16	9
Personality Disorder	2	2	0	0	0	0	0
Schizophrenia	47	34	0	0	0	25	9
Social Conditions	292	61	30	177	27	0	2
Substance Related	123	29	95	0	0	2	1
Deferred/No Diagnosis	1	0	0	0	1	0	0
<b>Other Indicators</b>							
Any Alcohol/Drug Problem	277	134	129	8	0	21	16
Custody of DHS	22	3	18	0	0	1	1
Custody of DOC	17	12	5	0	0	0	1
Custody of OJA	1	0	0	0	0	1	0
Deaf and Hearing Impaired	3	2	1	0	0	1	0
Dual Diagnosis	48	34	3	0	0	10	9

Notes: Information in this table is based on data reported to DMHSAS as of 01/01/2002. The same client may be counted in more than one category, e.g., clients can receive services under more than one contract source, in more than one "County of Residence," or may have multiple "Other Indicators." Please see Definition page for other considerations.

Oklahoma Department of Mental Health and Substance Abuse Services  
**Counts of Admitted Clients Served by Funding Source for Each County of Residence During FY2001**  
**COUNTY OF RESIDENCE = CANADIAN**

	<b>Funding Source</b>						
	<b>Total</b>	<b>Mental Health</b>	<b>Substance Abuse</b>	<b>Domestic Violence</b>	<b>Residential Care</b>	<b>Medicaid</b>	<b>Other</b>
Homeless	44	13	5	27	0	0	1
Indigent	1,077	698	150	163	29	115	61
SED (6-17)	36	27	0	0	0	6	7
SMI (If ever)	499	387	21	21	31	95	40

Oklahoma Department of Mental Health and Substance Abuse Services  
**Counts of Admitted Clients Served by Funding Source for Each County of Residence During FY2001**  
**COUNTY OF RESIDENCE = CARTER**

	Funding Source						
	Total	Mental Health	Substance Abuse	Domestic Violence	Residential Care	Medicaid	Other
<b>Total</b>							
Unduplicated Count	669	338	162	122	2	125	50
<b>Agency Type</b>							
Community Mental Health Center	451	307	97	0	0	116	32
Domestic Violence and Sexual Assault	122	0	0	122	0	0	0
Hospital	87	60	0	0	0	9	18
Residential Care	2	0	0	0	2	0	0
Substance Abuse	78	0	78	0	0	0	0
<b>Sex</b>							
Female	377	173	62	102	0	80	19
Male	292	165	100	20	2	45	31
<b>Age</b>							
0-04	30	5	6	17	0	0	6
05-17	60	13	7	22	0	8	13
18-20	22	13	10	3	1	1	0
21-24	55	29	18	12	0	4	1
25-34	157	77	48	30	0	25	8
35-44	178	101	48	27	0	32	11
45-54	95	56	19	8	0	32	3
55-64	44	27	4	2	1	13	2
65-74	24	15	2	1	0	7	6
75-84	4	2	0	0	0	3	0
<b>Race</b>							
White	515	280	121	74	2	102	42
Black	75	34	22	9	0	20	5
Native American	46	20	9	18	0	3	1
Hispanic	6	4	2	0	0	0	1
Asian	1	0	0	1	0	0	0
Two or More Races	33	4	8	21	0	0	1
<b>Presenting Problem/Diagnosis</b>							
Alcohol Abuse	46	19	36	0	0	1	2
Developmental Disorder	18	10	0	0	0	3	10
Mood Disorder	227	174	20	0	1	61	15
Non Alcohol/Drug Related Organic	4	3	0	0	0	1	0
Other Non-Psychotic	64	51	1	0	0	18	9
Other Psychotic	62	44	6	0	1	18	5
Personality Disorder	1	0	0	0	0	1	0
Schizophrenia	49	29	3	0	0	18	6
Social Conditions	140	4	13	122	0	1	1
Substance Related	96	21	86	0	0	3	2
<b>Other Indicators</b>							
Any Alcohol/Drug Problem	259	125	146	12	0	27	14
Custody of DHS	6	0	5	0	0	1	0
Custody of DOC	3	1	2	0	0	0	0
Deaf and Hearing Impaired	3	1	1	1	0	1	0
Dual Diagnosis	63	46	21	0	0	13	3
Homeless	24	7	7	10	0	1	2
Indigent	637	325	159	104	2	125	46
SED (6-17)	7	0	0	0	0	7	0
SMI (If ever)	339	233	50	19	2	102	28

Notes: Information in this table is based on data reported to DMHSAS as of 01/01/2002. The same client may be counted in more than one category, e.g., clients can receive services under more than one contract source, in more than one "County of Residence," or may have multiple "Other Indicators." Please see Definition page for other considerations.

Oklahoma Department of Mental Health and Substance Abuse Services  
**Counts of Admitted Clients Served by Funding Source for Each County of Residence During FY2001**

**COUNTY OF RESIDENCE = CHEROKEE**

	Funding Source						
	Total	Mental Health	Substance Abuse	Domestic Violence	Residential Care	Medicaid	Other
<b>Total</b>							
Unduplicated Count	985	306	195	178	143	185	323
<b>Agency Type</b>							
Community Mental Health Center	618	301	130	0	0	183	295
Domestic Violence and Sexual Assault	184	0	1	178	0	0	29
Hospital	11	7	0	0	0	2	2
Residential Care	143	0	0	0	143	0	0
Substance Abuse	72	0	72	0	0	0	0
<b>Sex</b>							
Female	526	159	70	137	58	109	180
Male	459	147	125	41	85	76	143
<b>Age</b>							
0-04	41	0	2	36	0	2	1
05-17	121	3	7	44	0	42	40
18-20	51	14	14	10	3	8	18
21-24	86	30	24	17	7	7	26
25-34	229	87	50	36	33	31	73
35-44	250	93	67	29	46	39	78
45-54	132	50	22	5	32	35	52
55-64	53	24	8	1	14	13	24
65-74	21	5	1	0	7	8	11
75-84	1	0	0	0	1	0	0
<b>Race</b>							
White	659	237	110	80	116	141	226
Black	31	5	3	5	15	4	5
Native American	238	59	71	51	9	35	82
Hispanic	12	6	2	3	2	0	3
Asian	2	0	0	2	0	0	0
Two or More Races	66	9	10	37	2	5	8
<b>Presenting Problem/Diagnosis</b>							
Alcohol Abuse	77	18	59	0	0	3	20
Developmental Disorder	33	7	1	1	2	17	20
Mood Disorder	289	171	25	0	8	81	137
Non Alcohol/Drug Related Organic	5	3	1	0	0	2	1
Other Non-Psychotic	84	27	1	0	0	33	40
Other Psychotic	166	31	6	0	121	16	22
Personality Disorder	2	1	1	0	0	1	2
Schizophrenia	41	22	8	0	0	24	16
Social Conditions	202	1	6	177	11	2	31
Substance Related	130	35	93	0	0	6	37
Unknown/Other	1	0	0	0	1	0	0
<b>Other Indicators</b>							
Any Alcohol/Drug Problem	308	116	164	16	1	31	102
Custody of DHS	23	0	1	3	0	13	10
Custody of DOC	38	7	27	0	4	2	10
Custody of OJA	1	0	0	0	0	1	0
Deaf and Hearing Impaired	1	0	0	0	0	0	1
Dual Diagnosis	55	32	16	0	0	17	24
Homeless	130	2	6	115	0	2	27
Indigent	944	293	187	174	134	184	301

Notes: Information in this table is based on data reported to DMHSAS as of 01/01/2002. The same client may be counted in more than one category, e.g., clients can receive services under more than one contract source, in more than one "County of Residence," or may have multiple "Other Indicators." Please see Definition page for other considerations.

Oklahoma Department of Mental Health and Substance Abuse Services  
 Counts of Admitted Clients Served by Funding Source for Each County of Residence During FY2001

COUNTY OF RESIDENCE = CHEROKEE

	Funding Source						
	Total	Mental Health	Substance Abuse	Domestic Violence	Residential Care	Medicaid	Other
SED (6-17)	56	2	0	0	0	33	32
SMI (If ever)	532	241	62	24	142	117	194

Oklahoma Department of Mental Health and Substance Abuse Services  
**Counts of Admitted Clients Served by Funding Source for Each County of Residence During FY2001**  
**COUNTY OF RESIDENCE = CHOCTAW**

	Funding Source						
	Total	Mental Health	Substance Abuse	Domestic Violence	Residential Care	Medicaid	Other
<b>Total</b>							
Unduplicated Count	356	79	135	76	3	63	82
<b>Agency Type</b>							
Community Mental Health Center	168	78	9	0	0	63	79
Domestic Violence and Sexual Assault	76	0	2	76	0	0	1
Hospital	4	3	0	0	0	0	2
Residential Care	3	0	0	0	3	0	0
Substance Abuse	127	0	127	0	0	0	0
<b>Sex</b>							
Female	184	41	49	57	1	39	43
Male	172	38	86	19	2	24	39
<b>Age</b>							
0-04	4	0	4	0	0	0	0
05-17	26	0	12	8	0	6	0
18-20	17	5	9	4	0	0	1
21-24	33	4	21	6	0	1	2
25-34	82	13	33	30	0	9	11
35-44	91	28	36	14	1	17	30
45-54	66	22	18	10	1	15	21
55-64	24	4	2	1	0	10	11
65-74	9	1	0	3	1	3	4
75-84	4	2	0	0	0	2	2
<b>Race</b>							
White	232	56	85	49	3	39	54
Black	67	15	25	8	0	13	20
Native American	55	8	23	19	0	10	8
Hispanic	3	0	2	0	0	1	0
Two or More Races	1	0	0	1	0	0	0
<b>Presenting Problem/Diagnosis</b>							
Alcohol Abuse	56	2	55	0	0	0	1
Developmental Disorder	3	0	0	0	0	3	1
Mood Disorder	77	44	0	0	1	24	34
Non Alcohol/Drug Related Organic	1	0	0	0	0	0	1
Other Non-Psychotic	20	11	0	0	0	9	7
Other Psychotic	28	13	0	0	2	11	14
Personality Disorder	1	0	0	0	0	0	1
Schizophrenia	30	8	0	0	0	16	22
Social Conditions	83	0	9	75	0	0	0
Substance Related	74	2	72	1	0	0	1
<b>Other Indicators</b>							
Any Alcohol/Drug Problem	156	15	129	12	0	6	16
Custody of DHS	3	0	3	0	0	0	0
Custody of DOC	57	0	56	1	0	0	0
Custody of OJA	1	0	1	0	0	0	0
Dual Diagnosis	18	9	1	0	0	4	11
Homeless	16	1	0	5	0	6	7
Indigent	351	78	132	74	3	63	80
SED (6-17)	5	0	0	0	0	5	0
SMI (If ever)	110	45	7	8	3	46	56

Notes: Information in this table is based on data reported to DMHSAS as of 01/01/2002. The same client may be counted in more than one category, e.g., clients can receive services under more than one contract source, in more than one "County of Residence," or may have multiple "Other Indicators." Please see Definition page for other considerations.



Oklahoma Department of Mental Health and Substance Abuse Services  
 Counts of Admitted Clients Served by Funding Source for Each County of Residence During FY2001

COUNTY OF RESIDENCE = CIMARRON

	Total	Funding Source					Other
		Mental Health	Substance Abuse	Domestic Violence	Residential Care	Medicaid	
<b>Total</b>							
Unduplicated Count	31	19	3	5	0	1	17
<b>Agency Type</b>							
Community Mental Health Center	23	19	0	0	0	1	17
Domestic Violence and Sexual Assault	5	0	0	5	0	0	0
Substance Abuse	3	0	3	0	0	0	0
<b>Sex</b>							
Female	20	14	0	4	0	1	12
Male	11	5	3	1	0	0	5
<b>Age</b>							
0-04	1	0	0	1	0	0	0
05-17	2	2	0	0	0	0	0
21-24	5	2	1	1	0	0	3
25-34	4	1	2	1	0	0	1
35-44	8	6	0	1	0	0	4
45-54	5	4	0	1	0	0	3
55-64	6	4	0	0	0	1	6
<b>Race</b>							
White	27	16	3	5	0	1	14
Hispanic	3	2	0	0	0	0	3
Two or More Races	1	1	0	0	0	0	0
<b>Presenting Problem/Diagnosis</b>							
Alcohol Abuse	3	0	3	0	0	0	0
Developmental Disorder	2	2	0	0	0	0	0
Mood Disorder	14	12	0	0	0	0	12
Other Non-Psychotic	3	2	0	0	0	0	2
Schizophrenia	3	3	0	0	0	1	2
Social Conditions	5	0	0	5	0	0	0
Substance Related	1	0	0	0	0	0	1
<b>Other Indicators</b>							
Any Alcohol/Drug Problem	11	7	3	0	0	0	5
Custody of DOC	1	0	1	0	0	0	0
Dual Diagnosis	5	5	0	0	0	0	4
Indigent	29	19	3	4	0	1	16
SED (6-17)	1	1	0	0	0	0	0
SMI (If ever)	10	8	1	1	0	1	7

Oklahoma Department of Mental Health and Substance Abuse Services  
**Counts of Admitted Clients Served by Funding Source for Each County of Residence During FY2001**  
**COUNTY OF RESIDENCE = CLEVELAND**

	Funding Source						
	Total	Mental Health	Substance Abuse	Domestic Violence	Residential Care	Medicaid	Other
<b>Total</b>							
Unduplicated Count	3,107	1,224	960	214	53	627	826
<b>Agency Type</b>							
Community Mental Health Center	1,510	867	12	0	0	547	622
Domestic Violence and Sexual Assault	204	0	1	201	0	0	6
Hospital	599	262	0	0	0	117	255
Other	238	238	0	0	0	0	0
Residential Care	53	0	0	0	53	0	0
Substance Abuse	957	0	953	13	0	1	4
<b>Sex</b>							
Female	1,554	639	331	179	17	365	458
Male	1,553	585	629	35	36	262	368
<b>Age</b>							
0-04	52	12	15	23	0	2	0
05-17	449	85	151	20	0	155	87
18-20	197	61	73	12	0	25	45
21-24	267	109	130	21	1	22	35
25-34	603	259	225	56	4	64	115
35-44	787	378	258	58	10	120	201
45-54	456	207	92	22	22	108	175
55-64	177	84	14	1	11	74	93
65-74	69	16	2	1	2	34	43
75-84	40	10	0	0	3	16	26
85+	10	3	0	0	0	7	6
<b>Race</b>							
White	2,630	1,054	803	167	49	519	726
Black	211	63	70	14	1	64	52
Native American	147	54	46	13	2	26	30
Hispanic	49	19	15	8	0	6	7
Asian	22	12	4	3	0	5	8
Two or More Races	85	30	27	12	1	12	5
<b>Presenting Problem/Diagnosis</b>							
Alcohol Abuse	279	40	224	11	0	4	27
Developmental Disorder	159	41	0	1	9	72	59
Mood Disorder	997	571	0	2	19	286	386
Non Alcohol/Drug Related Organic	15	4	0	0	0	6	11
Other Non-Psychotic	188	121	0	0	0	46	59
Other Psychotic	343	201	0	0	16	115	153
Personality Disorder	1	1	0	0	0	0	1
Schizophrenia	209	93	0	0	0	103	124
Social Conditions	522	191	131	198	3	4	12
Substance Related	655	32	615	2	3	5	17
Deferred/No Diagnosis	3	0	0	0	3	0	0
<b>Other Indicators</b>							
Any Alcohol/Drug Problem	1,357	343	833	14	9	131	252
Custody of DHS	36	4	5	0	0	26	2
Custody of DOC	159	10	145	13	0	1	2
Custody of OJA	18	1	0	0	0	16	1
Deaf and Hearing Impaired	18	5	1	1	0	5	11
Dual Diagnosis	305	154	24	0	0	84	138

Notes: Information in this table is based on data reported to DMHSAS as of 01/01/2002. The same client may be counted in more than one category, e.g., clients can receive services under more than one contract source, in more than one "County of Residence," or may have multiple "Other Indicators." Please see Definition page for other considerations.

Oklahoma Department of Mental Health and Substance Abuse Services  
**Counts of Admitted Clients Served by Funding Source for Each County of Residence During FY2001**  
**COUNTY OF RESIDENCE = CLEVELAND**

	<b>Funding Source</b>						
	<b>Total</b>	<b>Mental Health</b>	<b>Substance Abuse</b>	<b>Domestic Violence</b>	<b>Residential Care</b>	<b>Medicaid</b>	<b>Other</b>
Homeless	175	63	24	67	0	9	20
Indigent	2,962	1,185	938	187	53	619	751
SED (6-17)	121	22	0	0	0	79	35
SMI (If ever)	1,366	742	151	33	51	393	603

Oklahoma Department of Mental Health and Substance Abuse Services  
 Counts of Admitted Clients Served by Funding Source for Each County of Residence During FY2001

COUNTY OF RESIDENCE = COAL

	Funding Source						
	Total	Mental Health	Substance Abuse	Domestic Violence	Residential Care	Medicaid	Other
<b>Total</b>							
Unduplicated Count	148	36	81	20	2	24	19
<b>Agency Type</b>							
Community Mental Health Center	53	35	4	0	0	13	18
Domestic Violence and Sexual Assault	18	0	3	18	0	0	0
Hospital	4	2	0	0	0	1	1
Residential Care	2	0	0	0	2	0	0
Substance Abuse	82	0	75	2	0	10	0
<b>Sex</b>							
Female	62	23	25	7	0	12	11
Male	86	13	56	13	2	12	8
<b>Age</b>							
0-04	2	1	0	1	0	0	0
05-17	13	1	7	0	0	4	2
18-20	10	1	8	2	0	1	0
21-24	16	2	12	4	0	0	0
25-34	38	11	19	7	0	7	3
35-44	37	6	27	4	1	4	4
45-54	21	10	6	2	0	7	5
55-64	9	4	2	0	1	1	3
65-74	1	0	0	0	0	0	1
75-84	1	0	0	0	0	0	1
<b>Race</b>							
White	117	33	62	12	2	21	17
Black	1	1	0	0	0	0	0
Native American	18	1	10	7	0	3	1
Hispanic	1	0	1	0	0	0	0
Two or More Races	11	1	8	1	0	0	1
<b>Presenting Problem/Diagnosis</b>							
Alcohol Abuse	38	3	33	2	0	3	1
Developmental Disorder	6	1	4	0	0	1	0
Mood Disorder	27	20	1	0	0	3	7
Non Alcohol/Drug Related Organic	2	1	0	0	0	2	1
Other Non-Psychotic	9	3	1	0	0	5	3
Other Psychotic	8	5	0	0	1	2	3
Personality Disorder	1	1	0	0	0	0	0
Schizophrenia	6	1	0	0	0	5	3
Social Conditions	20	0	4	16	1	0	0
Substance Related	41	2	38	2	0	4	1
<b>Other Indicators</b>							
Any Alcohol/Drug Problem	90	12	73	4	0	11	6
Custody of DHS	2	0	0	0	0	2	0
Custody of DOC	2	0	2	1	0	0	0
Custody of OJA	1	0	0	0	0	1	0
Deaf and Hearing Impaired	1	0	1	0	0	0	0
Dual Diagnosis	6	3	1	0	0	3	2
Homeless	6	1	0	1	0	3	1
Indigent	145	35	81	18	2	24	18
SED (6-17)	4	1	0	0	0	2	1
SMI (If ever)	29	18	6	2	2	8	8

Notes: Information in this table is based on data reported to DMHSAS as of 01/01/2002. The same client may be counted in more than one category, e.g., clients can receive services under more than one contract source, in more than one "County of Residence," or may have multiple "Other Indicators." Please see Definition page for other considerations.

Oklahoma Department of Mental Health and Substance Abuse Services  
**Counts of Admitted Clients Served by Funding Source for Each County of Residence During FY2001**  
**COUNTY OF RESIDENCE = COMANCHE**

	Funding Source						
	Total	Mental Health	Substance Abuse	Domestic Violence	Residential Care	Medicaid	
<b>Total</b>							
Unduplicated Count	2,593	671	292	489	53	652	1,442
<b>Agency Type</b>							
Community Mental Health Center	1,871	633	0	0	0	643	1,435
Domestic Violence and Sexual Assault	489	0	1	489	0	0	0
Hospital	33	14	0	0	0	12	9
Residential Care	70	33	0	0	53	0	0
Substance Abuse	291	0	291	0	0	0	0
<b>Sex</b>							
Female	1,404	333	76	377	25	383	794
Male	1,189	338	216	112	28	269	648
<b>Age</b>							
0-04	136	8	0	98	0	31	26
05-17	489	41	4	119	0	257	240
18-20	146	48	15	30	0	29	83
21-24	201	73	31	38	1	23	107
25-34	550	175	72	88	8	108	320
35-44	598	196	106	77	13	107	348
45-54	331	99	49	31	15	67	206
55-64	105	27	11	7	11	25	80
65-74	28	3	3	1	4	4	25
75-84	9	1	1	0	1	1	7
<b>Race</b>							
White	1,552	466	163	216	42	369	950
Black	674	119	74	187	8	185	319
Native American	210	56	44	53	3	43	76
Hispanic	93	17	6	22	0	25	49
Asian	38	8	0	8	0	9	24
Two or More Races	49	5	9	3	0	22	24
<b>Presenting Problem/Diagnosis</b>							
Alcohol Abuse	296	84	115	0	1	57	149
Developmental Disorder	154	26	0	3	17	90	82
Mood Disorder	579	222	0	0	5	125	448
Non Alcohol/Drug Related Organic	6	2	0	0	0	2	6
Other Non-Psychotic	369	93	0	0	0	160	259
Other Psychotic	175	59	0	0	6	64	130
Personality Disorder	2	2	0	0	0	0	0
Schizophrenia	175	33	0	0	0	76	159
Social Conditions	531	26	1	482	18	7	15
Substance Related	428	128	182	1	2	72	197
Unknown/Other	4	0	0	3	1	0	0
Deferred/No Diagnosis	7	6	0	0	4	0	0
<b>Other Indicators</b>							
Any Alcohol/Drug Problem	853	271	292	23	3	169	445
Custody of DHS	70	8	0	0	0	66	38
Custody of DOC	56	4	44	2	1	2	5
Custody of OJA	22	2	0	0	0	16	13
Deaf and Hearing Impaired	6	0	0	1	0	0	5
Dual Diagnosis	95	45	1	0	0	23	75
Homeless	133	9	77	38	1	5	12

Notes: Information in this table is based on data reported to DMHSAS as of 01/01/2002. The same client may be counted in more than one category, e.g., clients can receive services under more than one contract source, in more than one "County of Residence," or may have multiple "Other Indicators." Please see Definition page for other considerations.

Oklahoma Department of Mental Health and Substance Abuse Services  
 Counts of Admitted Clients Served by Funding Source for Each County of Residence During FY2001

COUNTY OF RESIDENCE = COMANCHE

	Funding Source						
	Total	Mental Health	Substance Abuse	Domestic Violence	Residential Care	Medicaid	Other
Indigent	2,342	634	280	433	53	631	1,261
SED (6-17)	232	20	0	0	0	151	144
SMI (If ever)	628	228	48	24	52	190	488

Oklahoma Department of Mental Health and Substance Abuse Services  
**Counts of Admitted Clients Served by Funding Source for Each County of Residence During FY2001**  
**COUNTY OF RESIDENCE = COTTON**

	Funding Source						
	Total	Mental Health	Substance Abuse	Domestic Violence	Residential Care	Medicaid	Other
<b>Total</b>							
Unduplicated Count	80	24	22	8	1	14	33
<b>Agency Type</b>							
Community Mental Health Center	52	22	1	0	0	13	33
Domestic Violence and Sexual Assault	8	0	0	8	0	0	0
Hospital	3	2	0	0	0	1	0
Residential Care	1	0	0	0	1	0	0
Substance Abuse	22	0	22	0	0	0	0
<b>Sex</b>							
Female	36	9	8	8	0	9	12
Male	44	15	14	0	1	5	21
<b>Age</b>							
0-04	1	0	1	0	0	0	0
05-17	14	0	2	0	0	8	7
18-20	7	4	4	0	0	0	3
21-24	3	0	1	0	0	1	1
25-34	20	4	7	3	0	3	8
35-44	20	11	5	4	0	1	7
45-54	11	5	1	1	0	1	5
55-64	3	0	1	0	0	0	2
75-84	1	0	0	0	1	0	0
<b>Race</b>							
White	60	17	20	6	1	12	18
Black	5	3	0	0	0	0	5
Native American	12	4	1	1	0	1	9
Hispanic	3	0	1	1	0	1	1
<b>Presenting Problem/Diagnosis</b>							
Alcohol Abuse	11	4	3	0	0	1	7
Developmental Disorder	3	1	0	0	0	2	0
Mood Disorder	17	9	0	0	0	4	11
Non Alcohol/Drug Related Organic	1	0	0	0	0	1	0
Other Non-Psychotic	9	1	0	0	0	2	7
Other Psychotic	5	1	0	0	0	2	3
Schizophrenia	2	2	0	0	0	0	0
Social Conditions	11	0	2	8	0	1	0
Substance Related	22	6	17	0	0	1	5
Deferred/No Diagnosis	1	0	0	0	1	0	0
<b>Other Indicators</b>							
Any Alcohol/Drug Problem	38	12	20	0	0	2	16
Custody of DOC	1	1	0	0	0	0	1
Dual Diagnosis	3	2	0	0	0	0	1
Homeless	2	1	1	0	0	0	1
Indigent	76	24	22	7	1	13	30
SED (6-17)	6	0	0	0	0	4	4
SMI (If ever)	14	6	0	1	1	3	5

Notes: Information in this table is based on data reported to DMHSAS as of 01/01/2002. The same client may be counted in more than one category, e.g., clients can receive services under more than one contract source, in more than one "County of Residence," or may have multiple "Other Indicators." Please see Definition page for other considerations.

Oklahoma Department of Mental Health and Substance Abuse Services  
**Counts of Admitted Clients Served by Funding Source for Each County of Residence During FY2001**  
**COUNTY OF RESIDENCE = CRAIG**

	Funding Source						
	Total	Mental Health	Substance Abuse	Domestic Violence	Residential Care	Medicaid	Other
<b>Total</b>							
Unduplicated Count	560	232	92	43	188	221	7
<b>Agency Type</b>							
Community Mental Health Center	379	218	2	0	0	221	1
Domestic Violence and Sexual Assault	44	0	1	43	0	0	0
Hospital	18	15	0	0	0	0	6
Residential Care	188	0	0	0	188	0	0
Substance Abuse	89	0	89	0	0	0	0
<b>Sex</b>							
Female	230	90	25	36	63	98	2
Male	330	142	67	7	125	123	5
<b>Age</b>							
0-04	7	0	0	7	0	0	0
05-17	24	9	4	11	0	0	0
18-20	28	9	13	5	2	2	0
21-24	38	15	13	3	3	9	1
25-34	91	39	23	7	21	37	0
35-44	148	66	27	7	43	58	1
45-54	119	58	9	3	49	57	1
55-64	71	25	3	0	42	38	4
65-74	25	9	0	0	21	14	0
75-84	9	2	0	0	7	6	0
<b>Race</b>							
White	434	182	60	29	151	177	6
Black	45	13	7	0	21	18	0
Native American	72	24	21	7	9	22	0
Hispanic	3	2	0	0	0	1	0
Asian	4	2	1	0	1	2	1
Two or More Races	30	10	7	7	6	1	0
<b>Presenting Problem/Diagnosis</b>							
Alcohol Abuse	39	5	31	0	4	0	0
Developmental Disorder	36	11	0	0	24	3	0
Mood Disorder	154	85	0	0	55	44	1
Non Alcohol/Drug Related Organic	4	1	0	0	0	3	0
Other Non-Psychotic	14	13	0	0	0	4	0
Other Psychotic	122	36	0	0	63	42	2
Personality Disorder	1	1	0	0	0	0	0
Schizophrenia	170	77	0	0	0	125	3
Social Conditions	64	0	1	43	20	0	0
Substance Related	66	3	62	0	1	0	0
Unknown/Other	10	2	0	0	7	0	1
Deferred/No Diagnosis	16	0	0	0	16	0	0
<b>Other Indicators</b>							
Any Alcohol/Drug Problem	191	73	92	0	19	37	1
Custody of DHS	2	2	0	0	0	0	0
Custody of DOC	10	0	10	0	0	0	0
Deaf and Hearing Impaired	2	0	0	0	0	2	0
Dual Diagnosis	69	52	0	0	0	30	1
Homeless	53	6	3	34	10	1	0
Indigent	548	229	87	41	183	221	7

Notes: Information in this table is based on data reported to DMHSAS as of 01/01/2002. The same client may be counted in more than one category, e.g., clients can receive services under more than one contract source, in more than one "County of Residence," or may have multiple "Other Indicators." Please see Definition page for other considerations.



Oklahoma Department of Mental Health and Substance Abuse Services  
**Counts of Admitted Clients Served by Funding Source for Each County of Residence During FY2001**  
**COUNTY OF RESIDENCE = CRAIG**

	<b>Funding Source</b>						
	<b>Total</b>	<b>Mental Health</b>	<b>Substance Abuse</b>	<b>Domestic Violence</b>	<b>Residential Care</b>	<b>Medicaid</b>	<b>Other</b>
SED (6-17)	8	8	0	0	0	0	0
SMI (If ever)	429	212	16	8	188	219	7

Oklahoma Department of Mental Health and Substance Abuse Services  
**Counts of Admitted Clients Served by Funding Source for Each County of Residence During FY2001**  
**COUNTY OF RESIDENCE = CREEK**

	Funding Source						
	Total	Mental Health	Substance Abuse	Domestic Violence	Residential Care	Medicaid	Other
<b>Total</b>							
Unduplicated Count	766	370	289	81	7	80	27
<b>Agency Type</b>							
Community Mental Health Center	403	359	13	0	0	79	12
Domestic Violence and Sexual Assault	92	0	7	81	0	0	10
Hospital	26	20	0	0	0	1	5
Other	3	3	0	0	0	0	0
Residential Care	7	0	0	0	7	0	0
Substance Abuse	274	0	274	0	0	0	0
<b>Sex</b>							
Female	356	191	83	66	4	43	14
Male	410	179	206	15	3	37	13
<b>Age</b>							
0-04	13	0	1	12	0	0	0
05-17	49	14	6	25	0	5	2
18-20	54	22	26	5	0	2	2
21-24	91	47	40	10	0	5	3
25-34	185	95	82	12	2	11	2
35-44	215	92	98	12	1	21	11
45-54	114	69	31	4	4	24	3
55-64	33	23	4	1	0	7	3
65-74	10	7	1	0	0	5	0
75-84	2	1	0	0	0	0	1
<b>Race</b>							
White	652	335	232	57	5	72	23
Black	31	15	10	6	0	4	0
Native American	58	10	34	14	0	2	4
Hispanic	9	4	2	3	1	0	0
Asian	1	0	0	0	0	1	0
Two or More Races	23	8	13	1	1	1	0
<b>Presenting Problem/Diagnosis</b>							
Alcohol Abuse	125	5	119	0	0	0	1
Developmental Disorder	19	15	0	0	1	3	1
Mood Disorder	241	221	6	0	1	34	8
Non Alcohol/Drug Related Organic	10	8	0	0	0	2	0
Other Non-Psychotic	45	41	0	0	0	7	2
Other Psychotic	43	32	2	0	5	11	3
Personality Disorder	5	4	0	0	0	1	0
Schizophrenia	46	36	0	0	0	21	2
Social Conditions	95	3	7	81	0	0	10
Substance Related	170	12	160	0	0	1	0
<b>Other Indicators</b>							
Any Alcohol/Drug Problem	367	87	285	4	0	16	2
Custody of DHS	3	0	0	0	0	2	1
Custody of DOC	56	10	46	0	0	2	0
Custody of OJA	2	0	1	0	0	1	0
Deaf and Hearing Impaired	2	2	0	0	0	2	0
Dual Diagnosis	49	38	11	0	0	11	1
Homeless	17	5	3	7	0	2	1
Indigent	733	366	268	76	7	79	23

Notes: Information in this table is based on data reported to DMHSAS as of 01/01/2002. The same client may be counted in more than one category, e.g., clients can receive services under more than one contract source, in more than one "County of Residence," or may have multiple "Other Indicators." Please see Definition page for other considerations.

Oklahoma Department of Mental Health and Substance Abuse Services  
**Counts of Admitted Clients Served by Funding Source for Each County of Residence During FY2001**  
**COUNTY OF RESIDENCE = CREEK**

	<b>Funding Source</b>						
	<b>Total</b>	<b>Mental Health</b>	<b>Substance Abuse</b>	<b>Domestic Violence</b>	<b>Residential Care</b>	<b>Medicaid</b>	<b>Other</b>
SED (6-17)	11	9	0	0	0	3	0
SMI (If ever)	378	298	50	9	7	72	13

Oklahoma Department of Mental Health and Substance Abuse Services  
**Counts of Admitted Clients Served by Funding Source for Each County of Residence During FY2001**  
**COUNTY OF RESIDENCE = CUSTER**

	Funding Source						
	Total	Mental Health	Substance Abuse	Domestic Violence	Residential Care	Medicaid	Other
<b>Total</b>							
Unduplicated Count	482	234	63	184	1	108	12
<b>Agency Type</b>							
Community Mental Health Center	272	229	32	0	0	106	9
Domestic Violence and Sexual Assault	184	0	0	184	0	0	0
Hospital	7	3	0	0	0	2	3
Other	2	2	0	0	0	0	0
Residential Care	1	0	0	0	1	0	0
Substance Abuse	35	0	35	0	0	0	0
<b>Sex</b>							
Female	257	112	22	116	1	61	2
Male	225	122	41	68	0	47	10
<b>Age</b>							
0-04	44	1	0	43	0	0	0
05-17	55	8	6	37	0	11	0
18-20	16	7	1	8	0	0	1
21-24	44	18	7	22	0	4	3
25-34	111	58	23	35	0	24	2
35-44	115	70	19	29	1	33	3
45-54	61	48	6	6	0	23	0
55-64	27	18	1	3	0	12	2
65-74	9	6	0	1	0	1	1
<b>Race</b>							
White	330	182	43	99	1	84	9
Black	41	18	7	18	0	8	2
Native American	31	13	8	11	0	7	0
Hispanic	42	15	5	24	0	8	1
Two or More Races	39	6	0	32	0	1	0
<b>Presenting Problem/Diagnosis</b>							
Alcohol Abuse	36	24	18	0	0	4	0
Developmental Disorder	13	9	1	4	0	3	0
Mood Disorder	110	90	7	1	1	45	4
Other Non-Psychotic	46	36	2	0	0	22	0
Other Psychotic	30	25	1	0	0	11	4
Personality Disorder	4	4	0	0	0	0	0
Schizophrenia	34	26	0	0	0	19	2
Social Conditions	174	6	0	168	0	2	0
Substance Related	50	22	38	0	0	2	2
Deferred/No Diagnosis	11	0	0	11	0	0	0
<b>Other Indicators</b>							
Any Alcohol/Drug Problem	144	95	62	14	0	26	5
Custody of DHS	8	3	0	1	0	6	0
Custody of DOC	7	4	4	1	0	1	0
Custody of OJA	1	0	1	0	0	0	0
Deaf and Hearing Impaired	4	3	1	1	0	1	0
Dual Diagnosis	33	31	6	0	0	14	3
Homeless	73	8	5	60	0	1	1
Indigent	465	228	61	175	1	107	11
SED (6-17)	7	4	1	0	0	4	0
SMI (If ever)	197	155	20	13	1	83	8

Notes: Information in this table is based on data reported to DMHSAS as of 01/01/2002. The same client may be counted in more than one category, e.g., clients can receive services under more than one contract source, in more than one "County of Residence," or may have multiple "Other Indicators." Please see Definition page for other considerations.

Oklahoma Department of Mental Health and Substance Abuse Services  
**Counts of Admitted Clients Served by Funding Source for Each County of Residence During FY2001**  
**COUNTY OF RESIDENCE = DELAWARE**

	Funding Source						
	Total	Mental Health	Substance Abuse	Domestic Violence	Residential Care	Medicaid	Other
<b>Total</b>							
Unduplicated Count	455	228	141	54	11	82	4
<b>Agency Type</b>							
Community Mental Health Center	266	222	5	0	0	82	4
Domestic Violence and Sexual Assault	54	0	0	54	0	0	0
Hospital	7	7	0	0	0	0	0
Residential Care	11	0	0	0	11	0	0
Substance Abuse	136	0	136	0	0	0	0
<b>Sex</b>							
Female	238	127	46	45	0	62	1
Male	217	101	95	9	11	20	3
<b>Age</b>							
0-04	8	1	1	6	0	0	0
05-17	68	40	17	8	0	6	0
18-20	37	16	18	6	0	2	0
21-24	34	16	15	3	0	4	1
25-34	97	44	34	17	1	18	2
35-44	109	59	31	9	3	23	1
45-54	63	28	20	3	4	19	0
55-64	26	17	3	1	2	8	0
65-74	8	6	1	0	0	1	0
75-84	5	1	1	1	1	1	0
<b>Race</b>							
White	332	172	92	35	11	69	3
Native American	91	31	45	11	0	8	1
Hispanic	6	2	0	4	0	0	0
Asian	2	0	2	0	0	0	0
Two or More Races	35	24	6	4	0	5	0
<b>Presenting Problem/Diagnosis</b>							
Alcohol Abuse	69	4	66	0	1	0	2
Developmental Disorder	16	12	0	1	1	3	0
Mood Disorder	136	108	1	0	4	47	2
Other Non-Psychotic	76	67	0	0	0	16	0
Other Psychotic	20	19	0	0	0	7	0
Personality Disorder	1	0	0	0	0	1	0
Schizophrenia	13	11	0	0	0	8	0
Social Conditions	61	1	2	53	5	0	0
Substance Related	79	7	73	0	0	0	0
<b>Other Indicators</b>							
Any Alcohol/Drug Problem	184	50	138	1	1	11	2
Custody of DHS	8	4	0	0	0	6	0
Custody of DOC	6	2	4	0	0	0	0
Custody of OJA	1	0	1	0	0	0	0
Deaf and Hearing Impaired	1	1	0	0	0	0	0
Dual Diagnosis	33	30	1	0	0	9	0
Homeless	38	5	2	31	0	0	0
Indigent	446	221	139	53	11	82	4
SED (6-17)	34	32	0	0	0	4	0
SMI (If ever)	223	163	19	10	11	73	1

Notes: Information in this table is based on data reported to DMHSAS as of 01/01/2002. The same client may be counted in more than one category, e.g., clients can receive services under more than one contract source, in more than one "County of Residence," or may have multiple "Other Indicators." Please see Definition page for other considerations.

Oklahoma Department of Mental Health and Substance Abuse Services  
**Counts of Admitted Clients Served by Funding Source for Each County of Residence During FY2001**  
**COUNTY OF RESIDENCE = DEWEY**

	Funding Source						
	Total	Mental Health	Substance Abuse	Domestic Violence	Residential Care	Medicaid	Other
<b>Total</b>							
Unduplicated Count	83	47	8	17	1	7	34
<b>Agency Type</b>							
Community Mental Health Center	58	47	1	0	0	7	34
Domestic Violence and Sexual Assault	17	0	0	17	0	0	0
Hospital	1	1	0	0	0	0	0
Residential Care	1	0	0	0	1	0	0
Substance Abuse	7	0	7	0	0	0	0
<b>Sex</b>							
Female	46	27	2	13	0	5	19
Male	37	20	6	4	1	2	15
<b>Age</b>							
0-04	3	0	2	1	0	0	0
05-17	6	2	0	3	0	0	2
18-20	4	2	1	0	0	1	1
21-24	4	4	0	0	0	0	3
25-34	15	9	2	2	0	1	6
35-44	27	14	2	9	0	2	9
45-54	11	8	1	0	0	2	5
55-64	10	5	0	2	1	0	6
65-74	2	2	0	0	0	1	1
75-84	1	1	0	0	0	0	1
<b>Race</b>							
White	74	43	7	13	1	6	34
Black	2	2	0	0	0	0	0
Native American	4	2	1	1	0	1	0
Hispanic	1	0	0	1	0	0	0
Two or More Races	2	0	0	2	0	0	0
<b>Presenting Problem/Diagnosis</b>							
Alcohol Abuse	9	5	2	1	0	0	4
Developmental Disorder	3	1	0	0	0	0	2
Mood Disorder	29	22	0	1	0	1	17
Non Alcohol/Drug Related Organic	1	1	0	0	0	0	1
Other Non-Psychotic	8	7	1	0	0	1	3
Other Psychotic	3	3	0	0	0	1	1
Schizophrenia	7	5	0	0	0	4	2
Social Conditions	21	2	3	15	1	0	2
Substance Related	5	2	2	0	0	0	2
<b>Other Indicators</b>							
Any Alcohol/Drug Problem	29	21	4	1	0	1	14
Custody of DHS	2	0	2	0	0	0	0
Deaf and Hearing Impaired	1	1	0	0	0	0	0
Dual Diagnosis	8	6	0	0	0	0	4
Homeless	3	2	1	0	0	0	1
Indigent	78	47	8	15	1	7	31
SMI (If ever)	32	23	1	1	1	5	14

Oklahoma Department of Mental Health and Substance Abuse Services  
**Counts of Admitted Clients Served by Funding Source for Each County of Residence During FY2001**  
**COUNTY OF RESIDENCE = ELLIS**

	Funding Source						
	Total	Mental Health	Substance Abuse	Domestic Violence	Residential Care	Medicaid	Other
<b>Total</b>							
Unduplicated Count	89	51	10	10	0	8	37
<b>Agency Type</b>							
Community Mental Health Center	69	51	0	0	0	8	37
Domestic Violence and Sexual Assault	10	0	0	10	0	0	0
Substance Abuse	10	0	10	0	0	0	0
<b>Sex</b>							
Female	36	21	1	5	0	2	15
Male	53	30	9	5	0	6	22
<b>Age</b>							
0-04	2	0	1	1	0	0	0
05-17	16	10	0	3	0	3	5
21-24	9	6	1	2	0	0	2
25-34	12	8	1	1	0	1	4
35-44	22	11	4	2	0	1	7
45-54	17	9	2	1	0	3	11
55-64	7	4	1	0	0	0	5
65-74	1	1	0	0	0	0	0
75-84	3	2	0	0	0	0	3
<b>Race</b>							
White	79	47	7	7	0	8	35
Black	1	0	1	0	0	0	0
Native American	3	1	1	1	0	0	0
Hispanic	4	1	1	2	0	0	1
Two or More Races	2	2	0	0	0	0	1
<b>Presenting Problem/Diagnosis</b>							
Alcohol Abuse	15	8	6	0	0	0	3
Developmental Disorder	5	2	0	0	0	2	2
Mood Disorder	32	23	0	0	0	5	17
Non Alcohol/Drug Related Organic	3	2	0	0	0	0	3
Other Non-Psychotic	7	4	0	0	0	1	5
Other Psychotic	3	2	0	0	0	0	2
Personality Disorder	1	1	0	0	0	0	0
Schizophrenia	2	2	0	0	0	0	1
Social Conditions	15	4	1	10	0	0	2
Substance Related	7	4	3	0	0	0	2
<b>Other Indicators</b>							
Any Alcohol/Drug Problem	33	20	9	0	0	1	13
Dual Diagnosis	6	5	0	0	0	0	4
Homeless	1	1	0	0	0	0	1
Indigent	77	48	9	8	0	8	30
SED (6-17)	2	1	0	0	0	1	0
SMI (If ever)	28	21	2	1	0	4	15

Oklahoma Department of Mental Health and Substance Abuse Services  
**Counts of Admitted Clients Served by Funding Source for Each County of Residence During FY2001**  
**COUNTY OF RESIDENCE = GARFIELD**

	Funding Source						
	Total	Mental Health	Substance Abuse	Domestic Violence	Residential Care	Medicaid	Other
<b>Total</b>							
Unduplicated Count	1,089	589	110	306	1	158	127
<b>Agency Type</b>							
Community Mental Health Center	729	583	0	0	0	157	105
Domestic Violence and Sexual Assault	318	0	29	306	0	0	19
Hospital	14	10	0	0	0	1	3
Residential Care	1	0	0	0	1	0	0
Substance Abuse	84	0	84	0	0	0	0
<b>Sex</b>							
Female	591	327	45	183	0	98	62
Male	498	262	65	123	1	60	65
<b>Age</b>							
0-04	51	0	15	40	0	0	0
05-17	123	52	18	55	0	5	6
18-20	65	38	3	13	1	15	5
21-24	89	45	9	29	0	9	7
25-34	250	141	28	73	0	36	30
35-44	300	171	26	64	0	47	52
45-54	123	80	9	18	0	20	15
55-64	78	56	2	11	0	24	12
65-74	7	4	0	3	0	1	0
75-84	3	2	0	0	0	1	0
<b>Race</b>							
White	923	510	81	250	1	138	110
Black	69	39	8	17	0	12	5
Native American	34	15	6	12	0	3	4
Hispanic	35	7	10	21	0	1	5
Asian	4	1	0	2	0	0	1
Two or More Races	38	23	8	4	0	4	2
<b>Presenting Problem/Diagnosis</b>							
Alcohol Abuse	57	23	26	4	0	0	14
Developmental Disorder	44	37	0	0	0	6	4
Mood Disorder	328	258	0	0	0	68	49
Non Alcohol/Drug Related Organic	6	5	0	0	0	1	2
Other Non-Psychotic	153	126	0	0	0	24	11
Other Psychotic	59	42	0	0	1	22	11
Personality Disorder	23	19	0	0	0	5	0
Schizophrenia	74	48	0	0	0	29	10
Social Conditions	293	35	31	233	0	4	8
Substance Related	71	18	53	3	0	0	6
Unknown/Other	1	1	0	0	0	0	0
Deferred/No Diagnosis	66	0	2	66	0	0	12
<b>Other Indicators</b>							
Any Alcohol/Drug Problem	328	176	78	50	0	33	51
Custody of DHS	8	1	6	0	0	1	0
Custody of DOC	10	5	2	2	0	3	0
Custody of OJA	4	1	1	0	0	2	0
Deaf and Hearing Impaired	10	4	0	3	0	1	5
Dual Diagnosis	87	60	1	0	0	15	20
Homeless	132	15	31	97	0	4	6

Notes: Information in this table is based on data reported to DMHSAS as of 01/01/2002. The same client may be counted in more than one category, e.g., clients can receive services under more than one contract source, in more than one "County of Residence," or may have multiple "Other Indicators." Please see Definition page for other considerations.



Oklahoma Department of Mental Health and Substance Abuse Services  
**Counts of Admitted Clients Served by Funding Source for Each County of Residence During FY2001**  
**COUNTY OF RESIDENCE = GARFIELD**

	<b>Funding Source</b>						
	<b>Total</b>	<b>Mental Health</b>	<b>Substance Abuse</b>	<b>Domestic Violence</b>	<b>Residential Care</b>	<b>Medicaid</b>	<b>Other</b>
Indigent	1,023	581	106	272	1	156	100
SED (6-17)	36	33	0	0	0	3	0
SMI (If ever)	501	387	24	29	1	131	63

Oklahoma Department of Mental Health and Substance Abuse Services  
**Counts of Admitted Clients Served by Funding Source for Each County of Residence During FY2001**

**COUNTY OF RESIDENCE = GARVIN**

	Funding Source						
	Total	Mental Health	Substance Abuse	Domestic Violence	Residential Care	Medicaid	Other
<b>Total</b>							
Unduplicated Count	615	331	136	125	0	101	65
<b>Agency Type</b>							
Community Mental Health Center	383	296	67	0	0	97	33
Domestic Violence and Sexual Assault	125	0	2	125	0	0	0
Hospital	100	67	0	0	0	4	32
Substance Abuse	76	0	75	0	0	0	1
<b>Sex</b>							
Female	306	174	48	63	0	61	33
Male	309	157	88	62	0	40	32
<b>Age</b>							
0-04	7	2	1	4	0	0	1
05-17	65	38	5	14	0	3	17
18-20	49	31	18	6	0	4	2
21-24	52	18	20	16	0	1	3
25-34	129	63	30	38	0	20	12
35-44	163	86	46	28	0	28	9
45-54	101	66	12	15	0	29	10
55-64	35	19	3	3	0	11	5
65-74	13	8	1	1	0	5	5
75-84	1	0	0	0	0	0	1
<b>Race</b>							
White	513	282	116	93	0	88	55
Black	32	13	3	14	0	6	2
Native American	41	17	13	13	0	7	0
Hispanic	11	6	2	3	0	0	1
Asian	1	1	0	0	0	0	0
Two or More Races	22	15	3	2	0	0	7
<b>Presenting Problem/Diagnosis</b>							
Alcohol Abuse	49	23	38	0	0	1	4
Developmental Disorder	19	14	0	1	0	2	5
Mood Disorder	185	147	9	6	0	38	20
Non Alcohol/Drug Related Organic	4	1	0	0	0	3	1
Other Non-Psychotic	74	62	6	0	0	15	13
Other Psychotic	63	43	4	0	0	20	13
Personality Disorder	4	4	0	0	0	1	0
Schizophrenia	30	11	0	0	0	19	5
Social Conditions	142	19	6	117	0	2	1
Substance Related	89	24	76	0	0	1	4
Deferred/No Diagnosis	1	0	0	1	0	0	0
<b>Other Indicators</b>							
Any Alcohol/Drug Problem	249	146	128	0	0	28	23
Custody of DHS	4	1	0	0	0	2	1
Custody of DOC	6	4	3	0	0	0	0
Custody of OJA	5	2	2	0	0	1	2
Deaf and Hearing Impaired	2	2	1	0	0	1	0
Dual Diagnosis	34	23	9	0	0	6	8
Homeless	22	10	2	6	0	1	3
Indigent	589	324	134	108	0	101	64
SED (6-17)	15	9	0	0	0	3	7

Notes: Information in this table is based on data reported to DMHSAS as of 01/01/2002. The same client may be counted in more than one category, e.g., clients can receive services under more than one contract source, in more than one "County of Residence," or may have multiple "Other Indicators." Please see Definition page for other considerations.

Oklahoma Department of Mental Health and Substance Abuse Services  
**Counts of Admitted Clients Served by Funding Source for Each County of Residence During FY2001**  
**COUNTY OF RESIDENCE = GARVIN**

	<b>Funding Source</b>						
	<b>Total</b>	<b>Mental Health</b>	<b>Substance Abuse</b>	<b>Domestic Violence</b>	<b>Residential Care</b>	<b>Medicaid</b>	<b>Other</b>
SMI (If ever)	248	173	33	10	0	83	40

Oklahoma Department of Mental Health and Substance Abuse Services  
**Counts of Admitted Clients Served by Funding Source for Each County of Residence During FY2001**  
**COUNTY OF RESIDENCE = GRADY**

	Funding Source						
	Total	Mental Health	Substance Abuse	Domestic Violence	Residential Care	Medicaid	Other
<b>Total</b>							
Unduplicated Count	1,154	597	220	203	1	236	85
<b>Agency Type</b>							
Community Mental Health Center	783	584	3	0	0	229	77
Domestic Violence and Sexual Assault	203	0	0	203	0	0	0
Hospital	27	15	0	0	0	7	7
Other	4	4	0	0	0	0	0
Residential Care	1	0	0	0	1	0	0
Substance Abuse	220	0	218	0	0	0	2
<b>Sex</b>							
Female	702	342	102	180	0	174	38
Male	452	255	118	23	1	62	47
<b>Age</b>							
0-04	36	4	5	27	0	0	1
05-17	151	73	51	22	0	5	15
18-20	71	30	18	24	0	2	6
21-24	102	51	23	33	1	12	2
25-34	241	127	50	48	0	54	16
35-44	282	163	47	40	0	47	20
45-54	149	90	23	8	0	44	13
55-64	68	34	3	1	0	39	7
65-74	24	11	0	0	0	14	2
75-84	17	9	0	0	0	10	3
85+	13	5	0	0	0	9	0
<b>Race</b>							
White	969	504	178	163	1	201	75
Black	82	38	17	15	0	17	4
Native American	57	27	19	11	0	8	5
Hispanic	16	9	1	5	0	1	1
Asian	4	1	3	0	0	0	0
Two or More Races	39	19	3	10	0	9	0
<b>Presenting Problem/Diagnosis</b>							
Alcohol Abuse	78	26	47	0	0	2	8
Developmental Disorder	32	32	0	0	0	1	5
Mood Disorder	357	251	0	0	0	120	38
Non Alcohol/Drug Related Organic	6	4	0	0	0	2	0
Other Non-Psychotic	224	181	0	0	0	53	13
Other Psychotic	53	34	0	0	1	21	6
Personality Disorder	4	4	0	0	0	1	0
Schizophrenia	55	31	0	0	0	30	10
Social Conditions	273	27	46	202	0	1	1
Substance Related	150	17	128	1	0	6	4
<b>Other Indicators</b>							
Any Alcohol/Drug Problem	324	117	177	2	0	35	24
Custody of DHS	5	1	2	0	0	2	0
Custody of DOC	9	3	5	1	1	0	0
Custody of OJA	2	0	2	0	0	0	0
Deaf and Hearing Impaired	3	3	0	0	0	0	0
Dual Diagnosis	33	26	2	0	0	3	4
Homeless	43	12	2	25	0	3	2

Notes: Information in this table is based on data reported to DMHSAS as of 01/01/2002. The same client may be counted in more than one category, e.g., clients can receive services under more than one contract source, in more than one "County of Residence," or may have multiple "Other Indicators." Please see Definition page for other considerations.

Oklahoma Department of Mental Health and Substance Abuse Services  
**Counts of Admitted Clients Served by Funding Source for Each County of Residence During FY2001**  
**COUNTY OF RESIDENCE = GRADY**

	<b>Funding Source</b>						
	<b>Total</b>	<b>Mental Health</b>	<b>Substance Abuse</b>	<b>Domestic Violence</b>	<b>Residential Care</b>	<b>Medicaid</b>	<b>Other</b>
Indigent	1,108	593	200	182	1	235	75
SED (6-17)	44	39	0	0	0	3	10
SMI (If ever)	488	326	25	27	1	176	47

Oklahoma Department of Mental Health and Substance Abuse Services  
**Counts of Admitted Clients Served by Funding Source for Each County of Residence During FY2001**  
**COUNTY OF RESIDENCE = GRANT**

	Funding Source						
	Total	Mental Health	Substance Abuse	Domestic Violence	Residential Care	Medicaid	Other
<b>Total</b>							
Unduplicated Count	34	17	3	2	1	15	10
<b>Agency Type</b>							
Community Mental Health Center	31	17	0	0	0	15	9
Domestic Violence and Sexual Assault	2	0	0	2	0	0	1
Residential Care	1	0	0	0	1	0	0
Substance Abuse	3	0	3	0	0	0	0
<b>Sex</b>							
Female	14	7	1	2	0	4	5
Male	20	10	2	0	1	11	5
<b>Age</b>							
05-17	3	3	0	0	0	0	1
18-20	3	2	0	0	1	2	0
21-24	2	2	1	0	0	0	0
25-34	8	3	2	2	0	3	3
35-44	7	4	0	0	0	2	3
45-54	8	3	0	0	0	5	2
55-64	1	0	0	0	0	1	0
65-74	2	0	0	0	0	2	1
<b>Race</b>							
White	34	17	3	2	1	15	10
<b>Presenting Problem/Diagnosis</b>							
Alcohol Abuse	1	1	0	0	0	0	0
Mood Disorder	8	2	0	0	0	5	5
Non Alcohol/Drug Related Organic	1	0	0	0	0	1	1
Other Non-Psychotic	12	10	0	0	0	5	2
Other Psychotic	4	1	0	0	0	3	0
Personality Disorder	1	0	0	0	0	1	0
Social Conditions	2	1	0	1	1	0	0
Substance Related	4	2	3	0	0	0	1
Deferred/No Diagnosis	1	0	0	1	0	0	1
<b>Other Indicators</b>							
Any Alcohol/Drug Problem	10	6	3	1	0	3	2
Dual Diagnosis	3	1	1	0	0	1	1
Homeless	1	0	0	0	1	0	0
Indigent	31	17	3	1	1	15	7
SED (6-17)	1	1	0	0	0	0	0
SMI (If ever)	20	6	1	0	1	13	6

Oklahoma Department of Mental Health and Substance Abuse Services  
**Counts of Admitted Clients Served by Funding Source for Each County of Residence During FY2001**  
**COUNTY OF RESIDENCE = GREER**

	Funding Source						
	Total	Mental Health	Substance Abuse	Domestic Violence	Residential Care	Medicaid	Other
<b>Total</b>							
Unduplicated Count	90	45	30	9	0	12	11
<b>Agency Type</b>							
Community Mental Health Center	53	45	0	0	0	12	11
Domestic Violence and Sexual Assault	9	0	0	9	0	0	0
Hospital	1	1	0	0	0	0	0
Substance Abuse	30	0	30	0	0	0	0
<b>Sex</b>							
Female	47	25	9	9	0	10	6
Male	43	20	21	0	0	2	5
<b>Age</b>							
0-04	1	0	0	1	0	0	0
05-17	3	0	1	2	0	0	0
18-20	6	2	3	1	0	1	0
21-24	7	4	3	0	0	0	0
25-34	22	7	12	2	0	2	2
35-44	22	14	6	2	0	2	4
45-54	19	11	4	1	0	4	3
55-64	7	6	0	0	0	2	2
65-74	2	1	0	0	0	1	0
75-84	1	0	1	0	0	0	0
<b>Race</b>							
White	75	39	25	6	0	10	10
Black	4	2	1	0	0	1	0
Native American	3	1	2	0	0	0	0
Hispanic	6	1	2	3	0	0	1
Two or More Races	2	2	0	0	0	1	0
<b>Presenting Problem/Diagnosis</b>							
Alcohol Abuse	14	3	11	0	0	0	1
Mood Disorder	27	22	0	0	0	6	7
Other Non-Psychotic	11	10	0	0	0	1	0
Other Psychotic	3	3	0	0	0	2	0
Schizophrenia	5	3	0	0	0	3	2
Social Conditions	10	1	0	9	0	0	1
Substance Related	23	4	19	0	0	0	0
<b>Other Indicators</b>							
Any Alcohol/Drug Problem	45	15	30	1	0	1	1
Dual Diagnosis	2	2	0	0	0	1	1
Homeless	5	3	2	0	0	1	0
Indigent	88	44	30	9	0	12	10
SMI (If ever)	30	24	1	0	0	9	5

Notes: Information in this table is based on data reported to DMHSAS as of 01/01/2002. The same client may be counted in more than one category, e.g., clients can receive services under more than one contract source, in more than one "County of Residence," or may have multiple "Other Indicators." Please see Definition page for other considerations.

Oklahoma Department of Mental Health and Substance Abuse Services  
**Counts of Admitted Clients Served by Funding Source for Each County of Residence During FY2001**  
**COUNTY OF RESIDENCE = HARMON**

	Funding Source						
	Total	Mental Health	Substance Abuse	Domestic Violence	Residential Care	Medicaid	Other
<b>Total</b>							
Unduplicated Count	47	8	8	16	0	6	20
<b>Agency Type</b>							
Community Mental Health Center	25	7	0	0	0	6	20
Domestic Violence and Sexual Assault	16	0	0	16	0	0	0
Hospital	1	1	0	0	0	0	0
Substance Abuse	8	0	8	0	0	0	0
<b>Sex</b>							
Female	25	7	2	11	0	6	9
Male	22	1	6	5	0	0	11
<b>Age</b>							
0-04	5	0	0	4	0	1	0
05-17	9	0	1	6	0	1	1
18-20	2	0	0	2	0	0	0
21-24	2	0	1	0	0	0	1
25-34	9	2	5	1	0	2	3
35-44	12	3	1	3	0	1	8
45-54	5	2	0	0	0	1	5
55-64	2	0	0	0	0	0	2
65-74	1	1	0	0	0	0	0
<b>Race</b>							
White	32	7	6	11	0	2	13
Black	10	0	1	4	0	3	4
Hispanic	4	1	1	1	0	1	2
Two or More Races	1	0	0	0	0	0	1
<b>Presenting Problem/Diagnosis</b>							
Alcohol Abuse	2	1	1	0	0	0	0
Developmental Disorder	2	0	0	0	0	2	0
Mood Disorder	13	5	0	0	0	3	12
Other Non-Psychotic	5	1	0	0	0	1	4
Other Psychotic	2	1	0	0	0	0	1
Schizophrenia	3	0	0	0	0	0	3
Social Conditions	16	0	0	16	0	0	0
Substance Related	7	0	7	0	0	0	0
<b>Other Indicators</b>							
Any Alcohol/Drug Problem	11	1	8	0	0	0	2
Custody of DOC	1	0	1	0	0	0	0
Dual Diagnosis	2	0	0	0	0	0	2
Indigent	44	7	8	16	0	6	17
SED (6-17)	2	0	0	0	0	1	1
SMI (If ever)	11	2	2	0	0	2	7



Oklahoma Department of Mental Health and Substance Abuse Services  
**Counts of Admitted Clients Served by Funding Source for Each County of Residence During FY2001**  
**COUNTY OF RESIDENCE = HARPER**

	Funding Source						
	Total	Mental Health	Substance Abuse	Domestic Violence	Residential Care	Medicaid	Other
<b>Total</b>							
Unduplicated Count	75	48	6	1	0	13	52
<b>Agency Type</b>							
Community Mental Health Center	71	47	1	0	0	13	52
Domestic Violence and Sexual Assault	1	0	0	1	0	0	0
Hospital	1	0	0	0	0	0	1
Other	1	1	0	0	0	0	0
Substance Abuse	5	0	5	0	0	0	0
<b>Sex</b>							
Female	41	25	3	1	0	7	32
Male	34	23	3	0	0	6	20
<b>Age</b>							
05-17	5	3	0	0	0	0	4
18-20	4	3	1	0	0	1	1
21-24	4	3	2	0	0	0	1
25-34	12	9	1	1	0	0	8
35-44	16	13	1	0	0	1	10
45-54	13	6	0	0	0	4	11
55-64	14	7	1	0	0	5	12
65-74	6	3	0	0	0	2	4
75-84	1	1	0	0	0	0	1
<b>Race</b>							
White	70	45	6	1	0	12	48
Black	1	0	0	0	0	1	1
Native American	3	3	0	0	0	0	2
Asian	1	0	0	0	0	0	1
<b>Presenting Problem/Diagnosis</b>							
Alcohol Abuse	6	2	2	0	0	1	3
Developmental Disorder	4	2	0	0	0	0	3
Mood Disorder	28	21	0	0	0	3	20
Non Alcohol/Drug Related Organic	3	1	0	0	0	2	3
Other Non-Psychotic	12	8	1	0	0	1	9
Other Psychotic	7	4	0	0	0	1	7
Schizophrenia	9	4	0	0	0	5	7
Social Conditions	4	3	0	1	0	0	0
Substance Related	5	3	3	0	0	0	1
<b>Other Indicators</b>							
Any Alcohol/Drug Problem	26	20	6	0	0	2	17
Custody of DOC	1	1	1	0	0	0	1
Deaf and Hearing Impaired	1	0	0	0	0	0	1
Dual Diagnosis	10	8	0	0	0	1	9
Indigent	69	46	6	1	0	13	48
SMI (If ever)	38	23	1	0	0	12	29

Oklahoma Department of Mental Health and Substance Abuse Services  
 Counts of Admitted Clients Served by Funding Source for Each County of Residence During FY2001

COUNTY OF RESIDENCE = HASKELL

	Funding Source						
	Total	Mental Health	Substance Abuse	Domestic Violence	Residential Care	Medicaid	Other
<b>Total</b>							
Unduplicated Count	237	98	43	9	8	56	111
<b>Agency Type</b>							
Community Mental Health Center	183	96	0	0	0	55	111
Domestic Violence and Sexual Assault	8	0	2	8	0	0	0
Hospital	2	2	0	0	0	0	0
Residential Care	8	0	0	0	8	0	0
Substance Abuse	44	0	42	1	0	1	0
<b>Sex</b>							
Female	135	56	15	7	4	39	72
Male	102	42	28	2	4	17	39
<b>Age</b>							
0-04	4	0	2	2	0	0	0
05-17	24	3	12	1	0	10	1
18-20	10	3	5	2	0	0	2
21-24	7	5	2	2	0	1	1
25-34	46	21	12	1	2	8	19
35-44	67	38	7	1	2	17	33
45-54	48	18	3	0	1	13	33
55-64	21	9	0	0	3	4	13
65-74	6	1	0	0	0	2	5
75-84	4	0	0	0	0	1	4
<b>Race</b>							
White	212	88	36	8	6	50	105
Black	4	2	0	0	1	3	2
Native American	18	8	4	1	1	3	4
Two or More Races	3	0	3	0	0	0	0
<b>Presenting Problem/Diagnosis</b>							
Alcohol Abuse	13	4	8	0	0	0	3
Developmental Disorder	8	3	0	0	1	6	1
Mood Disorder	112	65	0	0	0	29	67
Non Alcohol/Drug Related Organic	1	1	0	0	0	0	1
Other Non-Psychotic	22	13	0	0	0	4	12
Other Psychotic	22	6	0	0	7	5	10
Schizophrenia	19	4	0	0	0	11	13
Social Conditions	13	0	6	8	0	0	0
Substance Related	33	2	29	1	0	1	4
<b>Other Indicators</b>							
Any Alcohol/Drug Problem	78	25	40	3	0	12	23
Custody of DHS	1	0	0	0	0	1	0
Custody of DOC	3	1	2	1	0	0	0
Deaf and Hearing Impaired	2	0	0	0	0	1	1
Dual Diagnosis	21	13	2	0	0	7	10
Homeless	18	7	0	0	1	4	13
Indigent	231	98	43	8	8	55	107
SED (6-17)	1	0	0	0	0	1	0
SMI (If ever)	101	38	4	2	8	35	62

Oklahoma Department of Mental Health and Substance Abuse Services  
**Counts of Admitted Clients Served by Funding Source for Each County of Residence During FY2001**

**COUNTY OF RESIDENCE = HUGHES**

	Funding Source						
	Total	Mental Health	Substance Abuse	Domestic Violence	Residential Care	Medicaid	Other
<b>Total</b>							
Unduplicated Count	237	76	86	26	0	39	104
<b>Agency Type</b>							
Community Mental Health Center	180	75	52	0	0	38	102
Domestic Violence and Sexual Assault	26	0	0	26	0	0	0
Hospital	5	2	0	0	0	1	2
Substance Abuse	43	0	43	0	0	0	0
<b>Sex</b>							
Female	113	41	22	16	0	24	50
Male	124	35	64	10	0	15	54
<b>Age</b>							
05-17	12	0	3	7	0	1	1
18-20	14	4	11	0	0	2	3
21-24	14	5	7	1	0	0	6
25-34	54	22	23	9	0	5	22
35-44	74	27	28	7	0	14	32
45-54	35	10	13	2	0	8	17
55-64	21	7	1	0	0	7	11
65-74	11	1	0	0	0	2	10
75-84	1	0	0	0	0	0	1
85+	1	0	0	0	0	0	1
<b>Race</b>							
White	174	54	57	15	0	33	82
Black	14	9	6	0	0	5	4
Native American	41	8	20	9	0	1	16
Hispanic	5	2	1	2	0	0	1
Asian	1	0	1	0	0	0	1
Two or More Races	5	3	3	0	0	0	0
<b>Presenting Problem/Diagnosis</b>							
Alcohol Abuse	36	7	33	0	0	0	16
Developmental Disorder	2	2	0	0	0	0	0
Mood Disorder	72	38	1	0	0	23	36
Non Alcohol/Drug Related Organic	1	0	0	0	0	0	1
Other Non-Psychotic	10	8	0	0	0	2	4
Other Psychotic	19	6	1	0	0	6	12
Personality Disorder	1	1	0	0	0	0	0
Schizophrenia	22	10	0	0	0	8	13
Social Conditions	26	0	0	26	0	0	0
Substance Related	57	5	53	0	0	0	21
Unknown/Other	1	0	0	0	0	0	1
<b>Other Indicators</b>							
Any Alcohol/Drug Problem	118	29	86	1	0	11	54
Custody of DOC	16	6	15	0	0	0	6
Custody of OJA	1	0	0	0	0	1	0
Deaf and Hearing Impaired	1	1	0	0	0	0	1
Dual Diagnosis	22	11	4	0	0	6	15
Homeless	11	1	0	0	0	2	9
Indigent	228	75	82	24	0	39	96
SED (6-17)	2	0	0	0	0	1	1
SMI (If ever)	104	46	13	2	0	33	51

Notes: Information in this table is based on data reported to DMHSAS as of 01/01/2002. The same client may be counted in more than one category, e.g., clients can receive services under more than one contract source, in more than one "County of Residence," or may have multiple "Other Indicators." Please see Definition page for other considerations.

Oklahoma Department of Mental Health and Substance Abuse Services  
**Counts of Admitted Clients Served by Funding Source for Each County of Residence During FY2001**  
**COUNTY OF RESIDENCE = JACKSON**

	Funding Source						
	Total	Mental Health	Substance Abuse	Domestic Violence	Residential Care	Medicaid	Other
<b>Total</b>							
Unduplicated Count	483	95	106	128	1	78	176
<b>Agency Type</b>							
Community Mental Health Center	250	89	0	0	0	76	169
Domestic Violence and Sexual Assault	128	0	0	128	0	0	0
Hospital	16	7	0	0	0	2	7
Residential Care	1	0	0	0	1	0	0
Substance Abuse	106	0	106	0	0	0	0
<b>Sex</b>							
Female	234	36	45	64	0	45	93
Male	249	59	61	64	1	33	83
<b>Age</b>							
0-04	16	0	4	10	0	1	2
05-17	69	7	3	24	0	22	30
18-20	29	5	7	12	0	1	9
21-24	58	9	16	23	0	6	10
25-34	106	21	35	32	0	16	23
35-44	115	28	32	20	1	16	46
45-54	60	20	9	5	0	10	32
55-64	19	4	0	1	0	6	14
65-74	10	1	0	1	0	0	9
75-84	1	0	0	0	0	0	1
<b>Race</b>							
White	319	64	73	69	0	51	127
Black	94	16	21	28	1	15	28
Native American	18	5	2	7	0	3	5
Hispanic	46	8	9	24	0	4	9
Asian	2	0	0	1	0	1	1
Two or More Races	10	3	3	0	0	4	6
<b>Presenting Problem/Diagnosis</b>							
Alcohol Abuse	34	8	21	0	0	2	7
Developmental Disorder	15	4	0	0	0	6	11
Mood Disorder	114	39	0	0	0	33	79
Non Alcohol/Drug Related Organic	2	1	0	0	0	1	0
Other Non-Psychotic	37	7	1	0	0	14	25
Other Psychotic	38	15	0	0	0	10	22
Schizophrenia	24	8	0	0	0	9	21
Social Conditions	135	2	6	128	0	0	0
Substance Related	98	12	80	0	0	3	11
Deferred/No Diagnosis	1	0	0	0	1	0	0
<b>Other Indicators</b>							
Any Alcohol/Drug Problem	170	37	100	0	0	10	46
Custody of DHS	8	0	3	0	0	5	3
Custody of DOC	23	0	21	0	0	0	2
Custody of OJA	1	0	1	0	0	0	0
Dual Diagnosis	25	10	0	0	0	5	14
Homeless	9	1	6	1	0	0	1
Indigent	447	90	103	124	1	78	149
SED (6-17)	27	5	0	0	0	13	18
SMI (If ever)	127	47	12	3	1	40	76

Notes: Information in this table is based on data reported to DMHSAS as of 01/01/2002. The same client may be counted in more than one category, e.g., clients can receive services under more than one contract source, in more than one "County of Residence," or may have multiple "Other Indicators." Please see Definition page for other considerations.

Oklahoma Department of Mental Health and Substance Abuse Services  
**Counts of Admitted Clients Served by Funding Source for Each County of Residence During FY2001**  
**COUNTY OF RESIDENCE = JEFFERSON**

	Funding Source						
	Total	Mental Health	Substance Abuse	Domestic Violence	Residential Care	Medicaid	Other
<b>Total</b>							
Unduplicated Count	62	21	14	11	0	6	25
<b>Agency Type</b>							
Community Mental Health Center	43	19	7	0	0	4	25
Domestic Violence and Sexual Assault	11	0	0	11	0	0	0
Hospital	6	4	0	0	0	2	0
Substance Abuse	7	0	7	0	0	0	0
<b>Sex</b>							
Female	28	7	2	10	0	3	12
Male	34	14	12	1	0	3	13
<b>Age</b>							
05-17	4	0	0	1	0	3	1
18-20	1	0	1	0	0	0	0
21-24	5	1	1	3	0	0	0
25-34	18	8	4	3	0	0	10
35-44	18	6	4	4	0	1	8
45-54	11	4	3	0	0	1	3
55-64	4	2	1	0	0	1	2
85+	1	0	0	0	0	0	1
<b>Race</b>							
White	56	20	12	10	0	6	22
Black	1	0	1	0	0	0	0
Native American	1	0	0	0	0	0	1
Hispanic	5	2	1	1	0	0	2
<b>Presenting Problem/Diagnosis</b>							
Alcohol Abuse	10	3	8	0	0	0	0
Developmental Disorder	1	1	0	0	0	0	0
Mood Disorder	22	10	0	0	0	3	15
Other Non-Psychotic	5	3	0	0	0	1	3
Other Psychotic	5	3	0	0	0	0	3
Schizophrenia	2	0	0	0	0	1	1
Social Conditions	12	1	0	11	0	0	1
Substance Related	9	1	7	0	0	1	2
<b>Other Indicators</b>							
Any Alcohol/Drug Problem	28	10	14	0	0	3	6
Custody of DOC	2	1	1	0	0	0	1
Dual Diagnosis	3	2	0	0	0	1	0
Homeless	1	0	0	1	0	0	0
Indigent	58	21	13	11	0	6	22
SED (6-17)	3	0	0	0	0	3	1
SMI (If ever)	20	12	2	1	0	2	11

Oklahoma Department of Mental Health and Substance Abuse Services  
**Counts of Admitted Clients Served by Funding Source for Each County of Residence During FY2001**

**COUNTY OF RESIDENCE = JOHNSTON**

	Funding Source						
	Total	Mental Health	Substance Abuse	Domestic Violence	Residential Care	Medicaid	Other
<b>Total</b>							
Unduplicated Count	301	187	46	12	0	86	26
<b>Agency Type</b>							
Community Mental Health Center	256	176	24	0	0	82	14
Domestic Violence and Sexual Assault	13	0	1	12	0	0	0
Hospital	37	24	0	0	0	1	12
Substance Abuse	25	0	24	0	0	3	0
<b>Sex</b>							
Female	177	121	16	10	0	55	6
Male	124	66	30	2	0	31	20
<b>Age</b>							
0-04	4	1	0	2	0	0	1
05-17	26	14	1	3	0	2	7
18-20	19	15	4	0	0	1	2
21-24	23	15	5	1	0	6	1
25-34	71	46	14	2	0	22	3
35-44	74	46	13	2	0	19	3
45-54	49	29	7	1	0	21	5
55-64	26	15	1	1	0	12	1
65-74	5	3	1	0	0	1	1
75-84	4	3	0	0	0	2	2
<b>Race</b>							
White	253	166	36	5	0	72	22
Black	11	4	1	0	0	7	2
Native American	26	13	5	7	0	2	1
Hispanic	3	2	2	0	0	0	0
Two or More Races	13	6	3	0	0	5	1
<b>Presenting Problem/Diagnosis</b>							
Alcohol Abuse	17	6	15	0	0	1	0
Developmental Disorder	12	4	0	0	0	1	8
Mood Disorder	113	92	3	0	0	22	7
Non Alcohol/Drug Related Organic	5	1	0	0	0	3	1
Other Non-Psychotic	58	38	1	0	0	23	4
Other Psychotic	22	15	2	0	0	9	1
Schizophrenia	21	11	1	0	0	11	4
Social Conditions	41	17	0	12	0	13	0
Substance Related	32	11	25	0	0	3	1
<b>Other Indicators</b>							
Any Alcohol/Drug Problem	83	42	46	0	0	16	5
Custody of DOC	3	0	2	1	0	0	0
Dual Diagnosis	15	11	3	0	0	5	1
Homeless	2	1	2	0	0	0	0
Indigent	294	183	44	11	0	86	24
SED (6-17)	3	1	0	0	0	0	2
SMI (If ever)	151	100	17	1	0	62	17

Notes: Information in this table is based on data reported to DMHSAS as of 01/01/2002. The same client may be counted in more than one category, e.g., clients can receive services under more than one contract source, in more than one "County of Residence," or may have multiple "Other Indicators." Please see Definition page for other considerations.

Oklahoma Department of Mental Health and Substance Abuse Services  
**Counts of Admitted Clients Served by Funding Source for Each County of Residence During FY2001**

**COUNTY OF RESIDENCE = KAY**

	Funding Source						
	Total	Mental Health	Substance Abuse	Domestic Violence	Residential Care	Medicaid	Other
<b>Total</b>							
Unduplicated Count	1,062	425	276	281	0	223	27
<b>Agency Type</b>							
Community Mental Health Center	686	418	145	0	0	219	17
Domestic Violence and Sexual Assault	281	0	0	281	0	0	4
Hospital	19	13	0	0	0	4	6
Substance Abuse	143	0	143	0	0	0	0
<b>Sex</b>							
Female	603	241	73	228	0	143	12
Male	459	184	203	53	0	80	15
<b>Age</b>							
0-04	45	1	8	37	0	1	1
05-17	95	25	10	53	0	9	1
18-20	57	24	16	12	0	11	1
21-24	102	39	33	29	0	15	5
25-34	233	92	69	72	0	44	5
35-44	285	128	101	49	0	57	8
45-54	140	68	31	17	0	39	6
55-64	56	33	7	8	0	14	0
65-74	21	9	0	4	0	9	0
75-84	17	3	1	0	0	14	0
85+	11	3	0	0	0	10	0
<b>Race</b>							
White	847	373	193	199	0	198	21
Black	50	10	22	14	0	7	0
Native American	117	27	45	43	0	14	4
Hispanic	28	6	7	16	0	1	1
Asian	1	1	0	0	0	0	0
Two or More Races	32	10	12	9	0	3	1
<b>Presenting Problem/Diagnosis</b>							
Alcohol Abuse	119	20	104	0	0	5	3
Developmental Disorder	29	23	1	0	0	5	3
Mood Disorder	337	240	21	0	0	121	6
Non Alcohol/Drug Related Organic	3	1	0	0	0	1	1
Other Non-Psychotic	59	39	3	0	0	21	1
Other Psychotic	55	43	0	0	0	22	4
Schizophrenia	70	41	0	0	0	43	4
Social Conditions	304	8	17	280	0	1	4
Substance Related	152	24	136	1	0	5	1
Unknown/Other	1	0	0	0	0	0	1
<b>Other Indicators</b>							
Any Alcohol/Drug Problem	376	130	254	2	0	56	13
Custody of DHS	16	3	7	3	0	3	0
Custody of DOC	79	5	72	3	0	0	0
Custody of OJA	3	1	0	0	0	2	0
Deaf and Hearing Impaired	4	0	1	0	0	3	0
Dual Diagnosis	87	64	17	0	0	27	6
Homeless	72	20	39	13	0	5	4
Indigent	983	418	274	212	0	220	24
SED (6-17)	22	14	0	0	0	8	1

Notes: Information in this table is based on data reported to DMHSAS as of 01/01/2002. The same client may be counted in more than one category, e.g., clients can receive services under more than one contract source, in more than one "County of Residence," or may have multiple "Other Indicators." Please see Definition page for other considerations.

Oklahoma Department of Mental Health and Substance Abuse Services  
**Counts of Admitted Clients Served by Funding Source for Each County of Residence During FY2001**  
**COUNTY OF RESIDENCE = KAY**

	<b>Funding Source</b>						
	<b>Total</b>	<b>Mental Health</b>	<b>Substance Abuse</b>	<b>Domestic Violence</b>	<b>Residential Care</b>	<b>Medicaid</b>	<b>Other</b>
SMI (If ever)	481	286	85	31	0	195	18



Oklahoma Department of Mental Health and Substance Abuse Services  
**Counts of Admitted Clients Served by Funding Source for Each County of Residence During FY2001**  
**COUNTY OF RESIDENCE = KINGFISHER**

	Funding Source						
	Total	Mental Health	Substance Abuse	Domestic Violence	Residential Care	Medicaid	Other
<b>Total</b>							
Unduplicated Count	219	133	59	16	0	21	12
<b>Agency Type</b>							
Community Mental Health Center	144	131	0	0	0	15	8
Domestic Violence and Sexual Assault	16	0	0	16	0	0	3
Hospital	8	6	0	0	0	1	2
Substance Abuse	62	0	59	0	0	5	0
<b>Sex</b>							
Female	114	67	26	12	0	15	8
Male	105	66	33	4	0	6	4
<b>Age</b>							
0-04	3	0	0	3	0	0	0
05-17	36	33	0	3	0	0	1
18-20	24	18	7	1	0	0	1
21-24	21	6	12	1	0	4	2
25-34	44	26	14	3	0	3	1
35-44	62	31	21	5	0	8	4
45-54	22	14	4	0	0	5	3
55-64	6	4	1	0	0	1	0
75-84	1	1	0	0	0	0	0
<b>Race</b>							
White	187	117	50	12	0	15	10
Black	11	4	3	3	0	1	0
Native American	7	4	2	1	0	2	0
Hispanic	2	2	0	0	0	0	0
Two or More Races	13	7	4	0	0	3	2
<b>Presenting Problem/Diagnosis</b>							
Alcohol Abuse	17	4	11	1	0	1	1
Developmental Disorder	7	7	0	0	0	0	1
Mood Disorder	65	55	2	0	0	10	5
Non Alcohol/Drug Related Organic	4	4	0	0	0	0	0
Other Non-Psychotic	35	33	1	0	0	3	1
Other Psychotic	12	7	0	0	0	4	3
Schizophrenia	3	2	0	0	0	1	0
Social Conditions	36	23	0	14	0	0	2
Substance Related	48	2	45	0	0	2	0
Deferred/No Diagnosis	1	0	0	1	0	0	0
<b>Other Indicators</b>							
Any Alcohol/Drug Problem	108	41	58	4	0	10	2
Custody of DOC	10	2	7	0	0	1	0
Dual Diagnosis	20	12	5	0	0	3	0
Homeless	9	4	1	4	0	0	1
Indigent	207	125	58	14	0	21	11
SED (6-17)	9	9	0	0	0	0	0
SMI (If ever)	97	80	5	2	0	18	8

Oklahoma Department of Mental Health and Substance Abuse Services  
**Counts of Admitted Clients Served by Funding Source for Each County of Residence During FY2001**  
**COUNTY OF RESIDENCE = KIOWA**

	Funding Source						
	Total	Mental Health	Substance Abuse	Domestic Violence	Residential Care	Medicaid	Other
<b>Total</b>							
Unduplicated Count	179	87	41	20	0	50	28
<b>Agency Type</b>							
Community Mental Health Center	123	83	1	0	0	49	27
Domestic Violence and Sexual Assault	20	0	1	20	0	0	0
Hospital	8	4	0	0	0	2	2
Substance Abuse	40	0	40	0	0	0	0
<b>Sex</b>							
Female	78	29	14	14	0	26	15
Male	101	58	27	6	0	24	13
<b>Age</b>							
0-04	3	0	0	3	0	0	0
05-17	15	2	1	2	0	10	9
18-20	15	5	8	1	0	1	2
21-24	17	10	3	3	0	3	3
25-34	42	20	11	8	0	9	3
35-44	53	29	12	2	0	13	5
45-54	20	14	6	1	0	8	2
55-64	9	5	0	0	0	3	3
65-74	4	1	0	0	0	3	1
75-84	1	1	0	0	0	0	0
<b>Race</b>							
White	130	67	30	14	0	32	17
Black	14	6	3	1	0	4	3
Native American	13	5	3	2	0	5	4
Hispanic	6	1	2	3	0	1	0
Asian	1	0	0	0	0	0	1
Two or More Races	18	9	3	0	0	9	3
<b>Presenting Problem/Diagnosis</b>							
Alcohol Abuse	13	7	6	0	0	1	2
Developmental Disorder	4	1	0	0	0	3	1
Mood Disorder	47	32	0	0	0	18	11
Non Alcohol/Drug Related Organic	2	2	0	0	0	0	0
Other Non-Psychotic	22	12	0	0	0	12	6
Other Psychotic	16	11	0	0	0	5	4
Personality Disorder	2	2	0	0	0	1	0
Schizophrenia	17	10	0	0	0	10	2
Social Conditions	19	0	0	19	0	0	0
Substance Related	45	15	35	1	0	0	2
<b>Other Indicators</b>							
Any Alcohol/Drug Problem	75	35	41	1	0	9	8
Custody of DHS	2	0	0	0	0	2	1
Custody of DOC	1	0	1	0	0	0	0
Dual Diagnosis	14	12	0	0	0	4	2
Homeless	4	0	3	1	0	0	1
Indigent	175	85	41	20	0	50	25
SED (6-17)	9	1	0	0	0	8	7
SMI (If ever)	85	60	5	2	0	35	8

Notes: Information in this table is based on data reported to DMHSAS as of 01/01/2002. The same client may be counted in more than one category, e.g., clients can receive services under more than one contract source, in more than one "County of Residence," or may have multiple "Other Indicators." Please see Definition page for other considerations.

Oklahoma Department of Mental Health and Substance Abuse Services  
**Counts of Admitted Clients Served by Funding Source for Each County of Residence During FY2001**

**COUNTY OF RESIDENCE = LATIMER**

	Funding Source						
	Total	Mental Health	Substance Abuse	Domestic Violence	Residential Care	Medicaid	Other
<b>Total</b>							
Unduplicated Count	201	63	59	17	0	55	66
<b>Agency Type</b>							
Community Mental Health Center	131	61	1	0	0	48	65
Domestic Violence and Sexual Assault	5	0	0	5	0	0	0
Hospital	2	2	0	0	0	0	1
Substance Abuse	73	0	58	13	0	8	0
<b>Sex</b>							
Female	110	32	30	16	0	40	28
Male	91	31	29	1	0	15	38
<b>Age</b>							
0-04	6	0	1	5	0	0	0
05-17	6	0	2	2	0	2	0
18-20	10	4	5	0	0	2	1
21-24	23	8	11	3	0	2	2
25-34	56	20	24	5	0	13	15
35-44	42	13	13	1	0	12	14
45-54	36	10	3	1	0	12	20
55-64	17	8	0	0	0	8	9
65-74	3	0	0	0	0	3	3
75-84	2	0	0	0	0	1	2
<b>Race</b>							
White	169	57	37	12	0	50	63
Black	7	5	3	0	0	2	1
Native American	15	1	7	4	0	3	2
Two or More Races	12	0	12	1	0	0	0
<b>Presenting Problem/Diagnosis</b>							
Alcohol Abuse	22	0	20	1	0	3	0
Developmental Disorder	2	0	0	0	0	2	1
Mood Disorder	76	37	2	1	0	29	33
Non Alcohol/Drug Related Organic	2	1	0	0	0	1	1
Other Non-Psychotic	17	9	0	0	0	4	9
Other Psychotic	17	9	0	0	0	6	9
Personality Disorder	1	1	0	0	0	0	1
Schizophrenia	12	1	0	0	0	6	8
Social Conditions	21	0	5	15	0	2	0
Substance Related	41	5	32	1	0	3	3
Unknown/Other	1	0	0	0	0	0	1
<b>Other Indicators</b>							
Any Alcohol/Drug Problem	78	12	54	3	0	13	10
Custody of DHS	3	0	2	0	0	1	0
Deaf and Hearing Impaired	2	0	0	0	0	2	1
Dual Diagnosis	10	6	1	0	0	5	4
Homeless	17	1	0	4	0	6	9
Indigent	199	63	59	17	0	55	64
SMI (If ever)	47	9	3	2	0	27	26

Notes: Information in this table is based on data reported to DMHSAS as of 01/01/2002. The same client may be counted in more than one category, e.g., clients can receive services under more than one contract source, in more than one "County of Residence," or may have multiple "Other Indicators." Please see Definition page for other considerations.

Oklahoma Department of Mental Health and Substance Abuse Services  
**Counts of Admitted Clients Served by Funding Source for Each County of Residence During FY2001**  
**COUNTY OF RESIDENCE = LEFLORE**

	Funding Source						
	Total	Mental Health	Substance Abuse	Domestic Violence	Residential Care	Medicaid	Other
<b>Total</b>							
Unduplicated Count	767	238	180	128	27	128	268
<b>Agency Type</b>							
Community Mental Health Center	438	222	4	0	0	126	267
Domestic Violence and Sexual Assault	126	0	1	126	0	0	0
Hospital	18	18	0	0	0	0	2
Residential Care	27	0	0	0	27	0	0
Substance Abuse	177	0	175	2	0	2	0
<b>Sex</b>							
Female	415	134	85	105	9	68	131
Male	352	104	95	23	18	60	137
<b>Age</b>							
0-04	30	1	1	28	0	0	1
05-17	134	2	106	23	0	3	1
18-20	39	16	15	5	1	4	12
21-24	55	27	12	11	0	3	12
25-34	148	63	23	27	3	28	56
35-44	168	72	14	21	9	31	81
45-54	112	37	9	10	8	30	57
55-64	60	19	0	1	3	25	33
65-74	16	1	0	1	1	4	13
75-84	4	0	0	0	2	0	2
85+	1	0	0	1	0	0	0
<b>Race</b>							
White	672	212	160	104	26	112	240
Black	20	7	3	1	1	4	10
Native American	57	17	6	16	0	11	16
Hispanic	4	0	1	3	0	0	0
Asian	2	2	0	0	0	0	1
Two or More Races	15	0	10	4	0	1	1
<b>Presenting Problem/Diagnosis</b>							
Alcohol Abuse	29	8	17	0	0	3	4
Developmental Disorder	2	0	0	0	1	1	0
Mood Disorder	231	137	0	2	0	58	139
Non Alcohol/Drug Related Organic	7	2	0	0	0	3	4
Other Non-Psychotic	32	20	0	0	0	5	17
Other Psychotic	83	32	0	0	21	18	38
Personality Disorder	2	0	0	0	0	2	2
Schizophrenia	81	24	0	0	0	35	58
Social Conditions	129	0	4	123	2	0	1
Substance Related	183	16	159	0	3	3	5
Deferred/No Diagnosis	3	0	0	3	0	0	0
<b>Other Indicators</b>							
Any Alcohol/Drug Problem	290	67	177	1	3	33	54
Custody of DHS	3	0	2	1	0	0	0
Custody of DOC	6	2	3	0	0	0	1
Deaf and Hearing Impaired	2	0	1	0	0	0	1
Dual Diagnosis	61	33	0	0	0	22	34
Homeless	42	5	0	5	8	14	18
Indigent	753	235	178	124	27	128	258

Notes: Information in this table is based on data reported to DMHSAS as of 01/01/2002. The same client may be counted in more than one category, e.g., clients can receive services under more than one contract source, in more than one "County of Residence," or may have multiple "Other Indicators." Please see Definition page for other considerations.

Oklahoma Department of Mental Health and Substance Abuse Services  
 Counts of Admitted Clients Served by Funding Source for Each County of Residence During FY2001

COUNTY OF RESIDENCE = LEFLORE

	Funding Source						
	Total	Mental Health	Substance Abuse	Domestic Violence	Residential Care	Medicaid	Other
SMI (If ever)	295	114	6	12	26	99	170

Oklahoma Department of Mental Health and Substance Abuse Services  
**Counts of Admitted Clients Served by Funding Source for Each County of Residence During FY2001**  
**COUNTY OF RESIDENCE = LINCOLN**

	Funding Source						
	Total	Mental Health	Substance Abuse	Domestic Violence	Residential Care	Medicaid	Other
<b>Total</b>							
Unduplicated Count	465	240	91	37	75	113	19
<b>Agency Type</b>							
Community Mental Health Center	289	226	8	0	0	108	9
Domestic Violence and Sexual Assault	37	0	0	37	0	0	5
Hospital	35	25	0	0	0	7	5
Other	5	5	0	0	0	0	0
Residential Care	75	0	0	0	75	0	0
Substance Abuse	83	0	83	0	0	0	0
<b>Sex</b>							
Female	220	112	27	27	26	55	6
Male	245	128	64	10	49	58	13
<b>Age</b>							
0-04	5	1	2	2	0	0	0
05-17	79	52	10	6	0	11	0
18-20	34	23	5	4	2	2	2
21-24	31	16	11	3	3	3	2
25-34	91	39	28	11	13	16	4
35-44	94	47	19	9	23	30	9
45-54	70	33	16	1	23	20	0
55-64	30	19	0	1	9	9	2
65-74	10	5	0	0	2	4	0
75-84	10	2	0	0	0	8	0
85+	11	3	0	0	0	10	0
<b>Race</b>							
White	381	203	72	32	51	94	18
Black	39	14	6	0	18	11	0
Native American	34	15	11	4	4	5	1
Hispanic	3	2	0	0	0	1	0
Asian	1	1	0	0	1	0	0
Two or More Races	13	7	3	1	1	2	0
<b>Presenting Problem/Diagnosis</b>							
Alcohol Abuse	38	6	32	0	1	0	0
Developmental Disorder	11	6	0	0	2	4	0
Mood Disorder	166	93	3	0	48	40	3
Non Alcohol/Drug Related Organic	4	2	0	0	0	3	0
Other Non-Psychotic	72	56	0	0	0	18	2
Other Psychotic	48	28	1	0	16	15	1
Personality Disorder	2	1	0	0	0	1	0
Schizophrenia	50	34	2	0	3	34	4
Social Conditions	50	8	2	37	3	0	5
Substance Related	69	15	53	0	2	1	4
<b>Other Indicators</b>							
Any Alcohol/Drug Problem	172	77	88	1	6	19	7
Custody of DHS	4	1	2	0	0	1	0
Custody of DOC	6	2	3	0	1	0	0
Custody of OJA	1	1	0	0	0	0	0
Deaf and Hearing Impaired	2	1	0	0	0	2	0
Dual Diagnosis	34	29	5	0	0	12	1
Homeless	14	10	3	0	1	6	1

Notes: Information in this table is based on data reported to DMHSAS as of 01/01/2002. The same client may be counted in more than one category, e.g., clients can receive services under more than one contract source, in more than one "County of Residence," or may have multiple "Other Indicators." Please see Definition page for other considerations.

Oklahoma Department of Mental Health and Substance Abuse Services  
 Counts of Admitted Clients Served by Funding Source for Each County of Residence During FY2001

COUNTY OF RESIDENCE = LINCOLN

	Funding Source						
	Total	Mental Health	Substance Abuse	Domestic Violence	Residential Care	Medicaid	Other
Indigent	443	230	88	30	72	112	15
SED (6-17)	4	1	0	0	0	3	0
SMI (If ever)	222	136	19	2	75	75	10

Oklahoma Department of Mental Health and Substance Abuse Services  
**Counts of Admitted Clients Served by Funding Source for Each County of Residence During FY2001**  
**COUNTY OF RESIDENCE = LOGAN**

	Funding Source						
	Total	Mental Health	Substance Abuse	Domestic Violence	Residential Care	Medicaid	Other
<b>Total</b>							
Unduplicated Count	462	243	163	39	0	34	35
<b>Agency Type</b>							
Community Mental Health Center	252	232	1	0	0	33	15
Domestic Violence and Sexual Assault	41	0	0	39	0	0	12
Hospital	30	23	0	0	0	4	5
Other	2	2	0	0	0	0	0
Substance Abuse	165	0	162	0	0	0	3
<b>Sex</b>							
Female	250	141	69	29	0	29	22
Male	212	102	94	10	0	5	13
<b>Age</b>							
0-04	25	0	17	8	0	0	3
05-17	60	18	36	7	0	0	2
18-20	34	22	10	0	0	2	3
21-24	48	31	12	6	0	1	3
25-34	96	49	41	3	0	10	5
35-44	126	70	41	11	0	6	13
45-54	55	40	6	4	0	8	5
55-64	7	4	0	0	0	3	0
65-74	9	7	0	0	0	2	1
75-84	1	1	0	0	0	1	0
85+	1	1	0	0	0	1	0
<b>Race</b>							
White	376	216	127	20	0	31	23
Black	54	14	23	14	0	3	8
Native American	13	8	2	2	0	0	1
Hispanic	6	1	3	3	0	0	2
Two or More Races	16	7	8	0	0	0	1
<b>Presenting Problem/Diagnosis</b>							
Alcohol Abuse	40	4	32	0	0	1	3
Developmental Disorder	8	8	0	0	0	0	0
Mood Disorder	189	176	1	0	0	24	10
Non Alcohol/Drug Related Organic	2	2	0	0	0	0	0
Other Non-Psychotic	29	26	0	0	0	3	1
Other Psychotic	22	19	0	0	0	3	2
Personality Disorder	1	1	0	0	0	0	0
Schizophrenia	9	6	0	0	0	5	5
Social Conditions	80	6	33	39	0	0	12
Substance Related	106	6	99	0	0	0	2
<b>Other Indicators</b>							
Any Alcohol/Drug Problem	210	74	131	1	0	8	9
Custody of DHS	7	3	4	0	0	0	0
Custody of DOC	14	7	5	1	0	1	0
Deaf and Hearing Impaired	3	1	0	1	0	1	0
Dual Diagnosis	23	21	2	0	0	3	0
Homeless	12	5	1	5	0	1	0
Indigent	451	242	159	36	0	34	29
SED (6-17)	13	13	0	0	0	0	0
SMI (If ever)	227	192	18	3	0	29	22

Notes: Information in this table is based on data reported to DMHSAS as of 01/01/2002. The same client may be counted in more than one category, e.g., clients can receive services under more than one contract source, in more than one "County of Residence," or may have multiple "Other Indicators." Please see Definition page for other considerations.



Oklahoma Department of Mental Health and Substance Abuse Services  
**Counts of Admitted Clients Served by Funding Source for Each County of Residence During FY2001**

**COUNTY OF RESIDENCE = LOVE**

	Funding Source						
	Total	Mental Health	Substance Abuse	Domestic Violence	Residential Care	Medicaid	Other
<b>Total</b>							
Unduplicated Count	122	69	26	17	0	23	9
<b>Agency Type</b>							
Community Mental Health Center	87	62	17	0	0	19	5
Domestic Violence and Sexual Assault	17	0	0	17	0	0	0
Hospital	20	12	0	0	0	4	4
Substance Abuse	9	0	9	0	0	0	0
<b>Sex</b>							
Female	72	35	11	13	0	17	5
Male	50	34	15	4	0	6	4
<b>Age</b>							
0-04	5	0	1	4	0	0	0
05-17	20	9	1	4	0	3	5
18-20	5	2	1	1	0	1	0
21-24	11	7	4	2	0	1	1
25-34	25	13	9	3	0	3	0
35-44	29	22	8	2	0	7	1
45-54	18	10	2	1	0	4	1
55-64	6	4	0	0	0	3	0
65-74	2	1	0	0	0	1	1
75-84	1	1	0	0	0	0	0
<b>Race</b>							
White	104	64	22	9	0	18	8
Black	7	2	1	3	0	2	1
Native American	4	2	2	0	0	1	0
Hispanic	5	0	0	5	0	0	0
Two or More Races	3	1	1	0	0	2	0
<b>Presenting Problem/Diagnosis</b>							
Alcohol Abuse	6	3	5	0	0	0	0
Developmental Disorder	6	4	0	0	0	0	2
Mood Disorder	42	33	3	0	0	12	4
Non Alcohol/Drug Related Organic	1	1	0	0	0	0	0
Other Non-Psychotic	17	12	0	0	0	3	2
Other Psychotic	9	6	1	0	0	3	1
Schizophrenia	10	7	1	0	0	5	0
Social Conditions	20	1	2	17	0	0	0
Substance Related	15	3	14	0	0	0	0
<b>Other Indicators</b>							
Any Alcohol/Drug Problem	38	20	24	0	0	4	0
Custody of DHS	4	0	2	0	0	2	0
Dual Diagnosis	8	7	2	0	0	0	0
Homeless	2	1	0	1	0	0	0
Indigent	116	66	25	15	0	23	9
SED (6-17)	5	1	0	0	0	3	1
SMI (If ever)	49	35	8	1	0	15	4

Notes: Information in this table is based on data reported to DMHSAS as of 01/01/2002. The same client may be counted in more than one category, e.g., clients can receive services under more than one contract source, in more than one "County of Residence," or may have multiple "Other Indicators." Please see Definition page for other considerations.

**Oklahoma Department of Mental Health and Substance Abuse Services**  
**Counts of Admitted Clients Served by Funding Source for Each County of Residence During FY2001**  
**COUNTY OF RESIDENCE = MAJOR**

	<b>Funding Source</b>						
	<b>Total</b>	<b>Mental Health</b>	<b>Substance Abuse</b>	<b>Domestic Violence</b>	<b>Residential Care</b>	<b>Medicaid</b>	<b>Other</b>
<b>Total</b>							
Unduplicated Count	164	104	9	8	0	32	67
<b>Agency Type</b>							
Community Mental Health Center	148	104	0	0	0	32	66
Domestic Violence and Sexual Assault	8	0	0	8	0	0	0
Substance Abuse	10	0	9	0	0	0	1
<b>Sex</b>							
Female	99	61	5	7	0	21	38
Male	65	43	4	1	0	11	29
<b>Age</b>							
0-04	3	1	2	0	0	0	0
05-17	34	21	0	0	0	14	14
18-20	12	7	0	0	0	4	3
21-24	9	5	0	1	0	4	5
25-34	37	22	3	5	0	3	10
35-44	40	29	3	0	0	4	18
45-54	19	12	1	2	0	2	10
55-64	8	5	0	0	0	1	5
65-74	2	2	0	0	0	0	2
<b>Race</b>							
White	158	101	9	7	0	30	66
Black	1	1	0	0	0	0	0
Native American	4	2	0	0	0	2	1
Hispanic	1	0	0	1	0	0	0
<b>Presenting Problem/Diagnosis</b>							
Alcohol Abuse	8	3	3	0	0	0	3
Developmental Disorder	17	13	0	0	0	5	7
Mood Disorder	83	54	0	0	0	20	41
Non Alcohol/Drug Related Organic	3	3	0	0	0	0	1
Other Non-Psychotic	20	17	0	0	0	3	5
Other Psychotic	5	4	0	0	0	1	4
Schizophrenia	4	2	0	0	0	1	3
Social Conditions	12	3	2	5	0	2	1
Substance Related	11	5	4	0	0	0	2
Deferred/No Diagnosis	3	0	0	3	0	0	0
<b>Other Indicators</b>							
Any Alcohol/Drug Problem	38	25	7	0	0	2	11
Custody of DHS	2	2	0	0	0	0	0
Dual Diagnosis	8	7	0	0	0	2	3
Homeless	1	0	1	0	0	0	0
Indigent	150	101	9	7	0	32	54
SED (6-17)	2	0	0	0	0	2	0
SMI (If ever)	72	54	1	2	0	9	35

Oklahoma Department of Mental Health and Substance Abuse Services  
**Counts of Admitted Clients Served by Funding Source for Each County of Residence During FY2001**

**COUNTY OF RESIDENCE = MARSHALL**

	Funding Source						
	Total	Mental Health	Substance Abuse	Domestic Violence	Residential Care	Medicaid	Other
<b>Total</b>							
Unduplicated Count	311	177	74	17	0	61	34
<b>Agency Type</b>							
Community Mental Health Center	238	166	25	0	0	61	23
Domestic Violence and Sexual Assault	17	0	0	17	0	0	0
Hospital	31	21	0	0	0	0	11
Substance Abuse	55	0	55	0	0	0	0
<b>Sex</b>							
Female	174	108	29	12	0	41	17
Male	137	69	45	5	0	20	17
<b>Age</b>							
0-04	9	3	2	3	0	0	1
05-17	43	23	6	4	0	0	16
18-20	21	13	10	0	0	0	1
21-24	20	11	7	0	0	2	3
25-34	64	40	20	5	0	11	5
35-44	78	46	19	2	0	21	4
45-54	44	27	6	3	0	12	2
55-64	25	13	4	0	0	9	2
65-74	4	1	0	0	0	3	0
75-84	2	0	0	0	0	2	0
85+	1	0	0	0	0	1	0
<b>Race</b>							
White	266	154	67	14	0	52	29
Black	3	2	0	0	0	1	0
Native American	22	8	5	3	0	4	2
Hispanic	7	5	2	0	0	0	0
Asian	2	0	1	0	0	1	0
Two or More Races	12	8	0	0	0	3	3
<b>Presenting Problem/Diagnosis</b>							
Alcohol Abuse	30	5	26	0	0	1	0
Developmental Disorder	13	8	0	0	0	0	5
Mood Disorder	98	73	5	0	0	27	7
Non Alcohol/Drug Related Organic	3	1	0	0	0	2	0
Other Non-Psychotic	68	51	2	0	0	12	14
Other Psychotic	29	18	2	0	0	12	5
Personality Disorder	2	1	0	0	0	1	0
Schizophrenia	12	8	0	0	0	5	2
Social Conditions	31	8	6	17	0	0	0
Substance Related	40	9	34	0	0	1	1
<b>Other Indicators</b>							
Any Alcohol/Drug Problem	123	53	68	1	0	23	7
Custody of DHS	7	1	4	0	0	0	2
Custody of OJA	1	0	1	0	0	0	0
Deaf and Hearing Impaired	2	1	1	0	0	1	0
Dual Diagnosis	17	12	3	0	0	4	3
Homeless	4	4	1	0	0	0	0
Indigent	305	174	74	17	0	61	31
SED (6-17)	4	3	0	0	0	0	1
SMI (If ever)	121	77	11	3	0	52	14

Notes: Information in this table is based on data reported to DMHSAS as of 01/01/2002. The same client may be counted in more than one category, e.g., clients can receive services under more than one contract source, in more than one "County of Residence," or may have multiple "Other Indicators." Please see Definition page for other considerations.

**Oklahoma Department of Mental Health and Substance Abuse Services**  
**Counts of Admitted Clients Served by Funding Source for Each County of Residence During FY2001**  
**COUNTY OF RESIDENCE = MAYES**

	<b>Funding Source</b>						
	<b>Total</b>	<b>Mental Health</b>	<b>Substance Abuse</b>	<b>Domestic Violence</b>	<b>Residential Care</b>	<b>Medicaid</b>	<b>Other</b>
<b>Total</b>							
Unduplicated Count	768	326	233	55	153	193	11
<b>Agency Type</b>							
Community Mental Health Center	430	321	9	0	0	193	7
Domestic Violence and Sexual Assault	56	0	1	55	0	0	1
Hospital	9	7	0	0	0	0	3
Residential Care	153	0	0	0	153	0	0
Substance Abuse	226	0	226	0	0	0	0
<b>Sex</b>							
Female	309	139	66	36	41	90	5
Male	459	187	167	19	112	103	6
<b>Age</b>							
0-04	7	0	0	7	0	0	0
05-17	61	25	10	11	0	18	0
18-20	46	22	19	3	4	2	0
21-24	76	27	33	4	12	14	0
25-34	209	83	78	17	31	50	2
35-44	204	91	67	10	46	58	4
45-54	116	57	21	3	44	32	4
55-64	36	19	2	0	12	14	0
65-74	6	1	3	0	0	2	0
75-84	6	1	0	0	4	3	0
85+	1	0	0	0	0	0	1
<b>Race</b>							
White	590	253	170	29	121	147	10
Black	19	5	2	0	12	8	0
Native American	153	57	57	22	10	29	1
Hispanic	12	6	1	1	1	7	0
Two or More Races	27	6	6	5	9	2	0
<b>Presenting Problem/Diagnosis</b>							
Alcohol Abuse	101	6	93	0	3	0	0
Developmental Disorder	52	17	0	0	25	12	0
Mood Disorder	234	147	1	0	57	72	4
Non Alcohol/Drug Related Organic	3	2	0	0	0	1	1
Other Non-Psychotic	50	40	1	0	0	14	1
Other Psychotic	85	31	1	0	51	20	1
Schizophrenia	115	68	0	0	10	72	2
Social Conditions	70	0	8	53	10	0	1
Substance Related	146	17	132	0	0	2	1
Unknown/Other	1	0	0	0	1	0	0
Deferred/No Diagnosis	3	0	0	2	1	0	0
<b>Other Indicators</b>							
Any Alcohol/Drug Problem	355	119	223	1	8	50	3
Custody of DHS	4	1	0	0	1	2	0
Custody of DOC	9	3	4	1	0	1	0
Custody of OJA	4	1	2	0	0	1	0
Deaf and Hearing Impaired	1	0	0	0	0	0	1
Dual Diagnosis	88	67	1	0	0	40	0
Homeless	27	4	6	14	3	0	0
Indigent	754	321	230	50	151	192	10

Notes: Information in this table is based on data reported to DMHSAS as of 01/01/2002. The same client may be counted in more than one category, e.g., clients can receive services under more than one contract source, in more than one "County of Residence," or may have multiple "Other Indicators." Please see Definition page for other considerations.

Oklahoma Department of Mental Health and Substance Abuse Services  
**Counts of Admitted Clients Served by Funding Source for Each County of Residence During FY2001**  
**COUNTY OF RESIDENCE = MAYES**

	<b>Funding Source</b>						
	<b>Total</b>	<b>Mental Health</b>	<b>Substance Abuse</b>	<b>Domestic Violence</b>	<b>Residential Care</b>	<b>Medicaid</b>	<b>Other</b>
SED (6-17)	38	23	0	0	0	17	0
SMI (If ever)	462	277	37	6	152	172	9

Oklahoma Department of Mental Health and Substance Abuse Services  
**Counts of Admitted Clients Served by Funding Source for Each County of Residence During FY2001**  
**COUNTY OF RESIDENCE = MCCLAIN**

	Funding Source						
	Total	Mental Health	Substance Abuse	Domestic Violence	Residential Care	Medicaid	Other
<b>Total</b>							
Unduplicated Count	332	146	100	17	0	70	89
<b>Agency Type</b>							
Community Mental Health Center	168	104	10	0	0	58	67
Domestic Violence and Sexual Assault	18	0	0	17	0	0	2
Hospital	79	46	0	0	0	12	24
Other	6	6	0	0	0	0	0
Substance Abuse	98	0	95	0	0	2	1
<b>Sex</b>							
Female	172	78	34	15	0	40	48
Male	160	68	66	2	0	30	41
<b>Age</b>							
0-04	6	2	1	2	0	1	0
05-17	31	11	4	2	0	13	6
18-20	7	2	4	0	0	2	2
21-24	27	12	15	2	0	2	3
25-34	75	31	30	4	0	9	11
35-44	95	45	32	6	0	14	24
45-54	39	19	12	1	0	11	15
55-64	14	7	2	0	0	3	5
65-74	11	3	0	0	0	5	8
75-84	14	5	0	0	0	7	7
85+	13	9	0	0	0	3	8
<b>Race</b>							
White	296	134	84	17	0	62	78
Black	4	1	1	0	0	2	1
Native American	21	10	8	0	0	4	8
Hispanic	5	1	2	0	0	1	1
Two or More Races	9	0	6	0	0	1	2
<b>Presenting Problem/Diagnosis</b>							
Alcohol Abuse	28	8	17	0	0	1	6
Developmental Disorder	6	4	0	0	0	3	3
Mood Disorder	129	86	2	0	0	38	43
Non Alcohol/Drug Related Organic	3	0	0	0	0	0	3
Other Non-Psychotic	25	11	2	0	0	8	10
Other Psychotic	25	21	0	0	0	2	11
Schizophrenia	23	12	0	0	0	15	10
Social Conditions	38	6	13	17	0	1	3
Substance Related	72	5	67	0	0	2	2
<b>Other Indicators</b>							
Any Alcohol/Drug Problem	161	51	89	0	0	17	30
Custody of DHS	5	1	2	0	0	3	1
Custody of DOC	2	0	2	0	0	0	0
Custody of OJA	3	0	1	0	0	2	0
Deaf and Hearing Impaired	3	2	1	0	0	0	1
Dual Diagnosis	23	16	2	0	0	6	7
Homeless	16	6	1	9	0	1	1
Indigent	317	139	98	14	0	70	85
SED (6-17)	14	5	0	0	0	7	2
SMI (If ever)	137	86	14	1	0	41	60

Notes: Information in this table is based on data reported to DMHSAS as of 01/01/2002. The same client may be counted in more than one category, e.g., clients can receive services under more than one contract source, in more than one "County of Residence," or may have multiple "Other Indicators." Please see Definition page for other considerations.

**Oklahoma Department of Mental Health and Substance Abuse Services**  
**Counts of Admitted Clients Served by Funding Source for Each County of Residence During FY2001**  
**COUNTY OF RESIDENCE = MCCURTAIN**

	<b>Funding Source</b>						
	<b>Total</b>	<b>Mental Health</b>	<b>Substance Abuse</b>	<b>Domestic Violence</b>	<b>Residential Care</b>	<b>Medicaid</b>	<b>Other</b>
<b>Total</b>							
Unduplicated Count	834	150	241	273	10	171	194
<b>Agency Type</b>							
Community Mental Health Center	353	141	5	0	0	171	193
Domestic Violence and Sexual Assault	273	0	0	273	0	0	0
Hospital	12	12	0	0	0	0	1
Residential Care	10	0	0	0	10	0	0
Substance Abuse	237	0	237	0	0	0	0
<b>Sex</b>							
Female	421	87	91	162	3	97	105
Male	413	63	150	111	7	74	89
<b>Age</b>							
0-04	24	1	6	14	0	2	1
05-17	99	9	32	31	0	35	8
18-20	47	4	29	16	0	3	2
21-24	76	13	23	34	1	10	10
25-34	208	37	69	94	1	23	35
35-44	230	55	65	68	5	43	61
45-54	99	20	14	11	3	35	43
55-64	39	11	3	4	0	14	23
65-74	8	0	0	0	0	5	8
75-84	4	0	0	1	0	1	3
<b>Race</b>							
White	591	115	178	172	6	115	144
Black	129	23	28	41	3	42	39
Native American	87	11	32	33	1	12	8
Hispanic	14	0	3	9	0	1	1
Asian	1	1	0	0	0	1	1
Two or More Races	21	0	2	18	0	0	1
<b>Presenting Problem/Diagnosis</b>							
Alcohol Abuse	79	2	72	1	2	1	2
Developmental Disorder	12	4	0	0	0	10	1
Mood Disorder	163	74	0	0	2	73	91
Non Alcohol/Drug Related Organic	8	4	0	0	0	4	5
Other Non-Psychotic	52	19	0	0	0	31	27
Other Psychotic	50	29	2	0	3	13	23
Schizophrenia	67	11	0	0	0	38	39
Social Conditions	288	2	12	272	1	1	2
Substance Related	162	7	157	0	1	1	4
Deferred/No Diagnosis	1	0	0	0	1	0	0
<b>Other Indicators</b>							
Any Alcohol/Drug Problem	324	36	230	44	3	21	35
Custody of DHS	6	0	4	1	0	0	1
Custody of DOC	42	2	37	2	0	1	1
Custody of OJA	5	0	4	0	0	0	1
Deaf and Hearing Impaired	4	0	0	1	0	1	3
Dual Diagnosis	38	16	1	0	0	14	21
Homeless	90	3	3	63	4	10	13
Indigent	806	147	239	254	10	168	187
SED (6-17)	4	1	0	0	0	4	0

Notes: Information in this table is based on data reported to DMHSAS as of 01/01/2002. The same client may be counted in more than one category, e.g., clients can receive services under more than one contract source, in more than one "County of Residence," or may have multiple "Other Indicators." Please see Definition page for other considerations.

Oklahoma Department of Mental Health and Substance Abuse Services  
**Counts of Admitted Clients Served by Funding Source for Each County of Residence During FY2001**  
**COUNTY OF RESIDENCE = MCCURTAIN**

	<b>Funding Source</b>						
	<b>Total</b>	<b>Mental Health</b>	<b>Substance Abuse</b>	<b>Domestic Violence</b>	<b>Residential Care</b>	<b>Medicaid</b>	<b>Other</b>
SMI (If ever)	215	64	12	18	10	98	115



Oklahoma Department of Mental Health and Substance Abuse Services  
**Counts of Admitted Clients Served by Funding Source for Each County of Residence During FY2001**

**COUNTY OF RESIDENCE = MCINTOSH**

	Funding Source						
	Total	Mental Health	Substance Abuse	Domestic Violence	Residential Care	Medicaid	Other
<b>Total</b>							
Unduplicated Count	348	141	84	27	69	75	30
<b>Agency Type</b>							
Community Mental Health Center	196	141	4	0	2	70	29
Domestic Violence and Sexual Assault	19	0	4	19	0	0	0
Hospital	1	0	0	0	0	0	1
Residential Care	67	0	0	0	67	0	0
Substance Abuse	87	0	77	8	0	5	0
<b>Sex</b>							
Female	180	73	48	21	25	41	13
Male	168	68	36	6	44	34	17
<b>Age</b>							
0-04	11	2	4	5	0	0	0
05-17	48	23	2	9	0	13	4
18-20	18	8	7	1	0	2	4
21-24	26	11	15	2	4	2	0
25-34	74	26	26	3	15	15	4
35-44	93	34	25	7	23	18	10
45-54	51	21	5	0	21	14	3
55-64	21	14	0	0	5	9	2
65-74	5	2	0	0	1	1	2
75-84	1	0	0	0	0	1	1
<b>Race</b>							
White	258	108	64	22	50	53	21
Black	29	10	3	0	11	9	3
Native American	37	11	7	5	5	8	6
Hispanic	6	1	0	0	3	2	0
Two or More Races	23	11	10	0	0	3	0
<b>Presenting Problem/Diagnosis</b>							
Alcohol Abuse	20	1	18	0	0	1	0
Developmental Disorder	73	8	0	0	64	1	0
Mood Disorder	81	61	6	0	2	24	12
Non Alcohol/Drug Related Organic	1	0	0	0	0	1	0
Other Non-Psychotic	57	34	2	0	0	22	8
Other Psychotic	21	12	0	0	2	5	6
Schizophrenia	27	19	0	0	2	17	2
Social Conditions	40	0	17	27	0	0	0
Substance Related	51	8	43	0	0	4	2
<b>Other Indicators</b>							
Any Alcohol/Drug Problem	115	38	69	4	2	17	6
Custody of DHS	12	6	2	0	0	3	1
Custody of DOC	25	1	5	0	19	0	0
Deaf and Hearing Impaired	2	0	0	0	0	1	1
Dual Diagnosis	25	19	3	0	0	7	4
Homeless	17	7	2	6	0	3	3
Indigent	342	139	84	27	69	70	29
SED (6-17)	18	17	0	0	0	1	0
SMI (If ever)	201	103	18	5	69	58	13

Notes: Information in this table is based on data reported to DMHSAS as of 01/01/2002. The same client may be counted in more than one category, e.g., clients can receive services under more than one contract source, in more than one "County of Residence," or may have multiple "Other Indicators." Please see Definition page for other considerations.

Oklahoma Department of Mental Health and Substance Abuse Services  
**Counts of Admitted Clients Served by Funding Source for Each County of Residence During FY2001**

**COUNTY OF RESIDENCE = MURRAY**

	Funding Source						
	Total	Mental Health	Substance Abuse	Domestic Violence	Residential Care	Medicaid	Other
<b>Total</b>							
Unduplicated Count	278	188	48	10	4	61	15
<b>Agency Type</b>							
Community Mental Health Center	233	175	31	0	0	58	5
Domestic Violence and Sexual Assault	10	0	0	10	0	0	0
Hospital	34	22	0	0	0	3	11
Other	2	2	0	0	0	0	0
Residential Care	4	0	0	0	4	0	0
Substance Abuse	20	0	20	0	0	0	0
<b>Sex</b>							
Female	155	108	20	6	1	39	4
Male	123	80	28	4	3	22	11
<b>Age</b>							
0-04	3	0	2	1	0	0	0
05-17	13	8	2	0	0	2	1
18-20	21	15	5	2	0	1	3
21-24	15	11	2	2	0	1	0
25-34	50	38	13	3	0	6	2
35-44	80	54	16	1	2	16	5
45-54	63	42	7	0	2	19	2
55-64	25	15	1	1	0	12	2
65-74	6	4	0	0	0	3	0
75-84	2	1	0	0	0	1	0
<b>Race</b>							
White	248	173	37	10	3	54	13
Black	8	2	2	0	1	3	1
Native American	14	6	9	0	0	3	0
Hispanic	3	3	0	0	0	0	0
Two or More Races	6	5	0	0	0	1	1
<b>Presenting Problem/Diagnosis</b>							
Alcohol Abuse	25	13	15	0	0	1	3
Developmental Disorder	8	4	0	0	4	0	0
Mood Disorder	115	91	6	1	0	26	7
Non Alcohol/Drug Related Organic	3	1	0	0	0	2	0
Other Non-Psychotic	40	35	3	0	0	5	1
Other Psychotic	30	21	2	0	0	11	3
Schizophrenia	23	9	0	0	0	15	1
Social Conditions	24	10	5	9	0	0	1
Substance Related	20	8	17	0	0	1	0
<b>Other Indicators</b>							
Any Alcohol/Drug Problem	104	69	42	0	0	16	6
Custody of DHS	1	0	1	0	0	0	0
Custody of DOC	1	0	1	0	0	0	0
Deaf and Hearing Impaired	2	1	0	0	0	1	0
Dual Diagnosis	14	12	3	0	0	1	2
Homeless	10	6	2	2	0	0	1
Indigent	274	186	47	10	4	60	15
SED (6-17)	6	4	0	0	0	2	0
SMI (If ever)	162	103	22	3	4	51	12

Notes: Information in this table is based on data reported to DMHSAS as of 01/01/2002. The same client may be counted in more than one category, e.g., clients can receive services under more than one contract source, in more than one "County of Residence," or may have multiple "Other Indicators." Please see Definition page for other considerations.

Oklahoma Department of Mental Health and Substance Abuse Services  
**Counts of Admitted Clients Served by Funding Source for Each County of Residence During FY2001**  
**COUNTY OF RESIDENCE = MUSKOGEE**

	Funding Source						
	Total	Mental Health	Substance Abuse	Domestic Violence	Residential Care	Medicaid	Other
<b>Total</b>							
Unduplicated Count	1,630	1,060	412	189	59	285	26
<b>Agency Type</b>							
Community Mental Health Center	1,235	1,049	128	0	37	285	17
Domestic Violence and Sexual Assault	200	0	37	189	0	0	3
Hospital	19	16	0	0	0	0	6
Residential Care	22	0	0	0	22	0	0
Substance Abuse	266	0	266	0	0	0	0
<b>Sex</b>							
Female	903	575	225	134	18	197	13
Male	727	485	187	55	41	88	13
<b>Age</b>							
0-04	53	13	7	34	0	0	0
05-17	238	188	20	36	0	2	1
18-20	89	61	20	13	0	3	2
21-24	184	108	67	24	2	20	0
25-34	430	258	148	43	8	76	9
35-44	367	233	112	24	22	87	10
45-54	175	128	31	13	14	56	1
55-64	72	54	5	2	8	31	3
65-74	17	14	1	0	4	9	0
75-84	5	3	1	0	1	1	0
<b>Race</b>							
White	1,214	837	277	123	44	215	16
Black	203	106	56	35	8	41	3
Native American	151	55	70	23	4	13	7
Hispanic	10	8	1	0	0	3	0
Asian	4	3	1	0	1	2	0
Two or More Races	86	53	23	8	2	11	0
<b>Presenting Problem/Diagnosis</b>							
Alcohol Abuse	87	12	75	1	0	0	1
Developmental Disorder	86	81	0	0	4	5	0
Mood Disorder	460	411	0	1	13	136	10
Non Alcohol/Drug Related Organic	8	7	0	0	0	3	1
Other Non-Psychotic	268	261	3	0	1	33	1
Other Psychotic	59	44	0	0	19	25	3
Personality Disorder	6	4	1	0	0	2	0
Schizophrenia	114	102	0	0	21	72	1
Social Conditions	254	57	40	181	1	4	3
Substance Related	376	83	306	2	0	5	6
Deferred/No Diagnosis	4	0	0	4	0	0	0
<b>Other Indicators</b>							
Any Alcohol/Drug Problem	730	343	397	49	9	86	10
Custody of DHS	43	37	5	0	0	1	1
Custody of DOC	148	6	133	16	0	1	0
Custody of OJA	11	7	4	0	0	0	0
Deaf and Hearing Impaired	7	6	0	0	1	2	0
Dual Diagnosis	170	124	40	0	3	38	2
Homeless	153	104	22	27	4	21	1
Indigent	1,591	1,041	401	178	59	284	24

Notes: Information in this table is based on data reported to DMHSAS as of 01/01/2002. The same client may be counted in more than one category, e.g., clients can receive services under more than one contract source, in more than one "County of Residence," or may have multiple "Other Indicators." Please see Definition page for other considerations.

Oklahoma Department of Mental Health and Substance Abuse Services  
**Counts of Admitted Clients Served by Funding Source for Each County of Residence During FY2001**  
**COUNTY OF RESIDENCE = MUSKOGEE**

	<b>Funding Source</b>						
	<b>Total</b>	<b>Mental Health</b>	<b>Substance Abuse</b>	<b>Domestic Violence</b>	<b>Residential Care</b>	<b>Medicaid</b>	<b>Other</b>
SED (6-17)	136	135	0	0	0	1	1
SMI (If ever)	964	801	123	46	59	282	19

Oklahoma Department of Mental Health and Substance Abuse Services  
**Counts of Admitted Clients Served by Funding Source for Each County of Residence During FY2001**  
**COUNTY OF RESIDENCE = NOBLE**

	Funding Source						
	Total	Mental Health	Substance Abuse	Domestic Violence	Residential Care	Medicaid	Other
<b>Total</b>							
Unduplicated Count	182	62	71	19	6	38	16
<b>Agency Type</b>							
Community Mental Health Center	83	60	0	0	0	37	8
Domestic Violence and Sexual Assault	21	0	0	19	0	0	6
Hospital	4	1	0	0	0	1	2
Other	1	1	0	0	0	0	0
Residential Care	6	0	0	0	6	0	0
Substance Abuse	71	0	71	0	0	0	0
<b>Sex</b>							
Female	70	32	7	11	2	25	6
Male	112	30	64	8	4	13	10
<b>Age</b>							
0-04	6	0	0	6	0	0	3
05-17	11	3	2	5	0	2	0
18-20	6	2	4	0	0	1	1
21-24	21	4	13	1	0	3	1
25-34	43	14	20	5	1	6	3
35-44	42	16	20	2	0	9	5
45-54	29	15	6	0	4	6	1
55-64	13	6	3	0	1	4	2
65-74	5	0	3	0	0	2	0
75-84	3	0	0	0	0	3	0
85+	3	2	0	0	0	2	0
<b>Race</b>							
White	146	51	49	14	6	34	11
Black	7	3	5	0	0	1	1
Native American	20	5	15	1	0	2	0
Hispanic	2	1	1	0	0	0	0
Asian	4	0	0	4	0	0	3
Two or More Races	5	2	1	0	0	1	1
<b>Presenting Problem/Diagnosis</b>							
Alcohol Abuse	56	4	53	0	0	0	0
Mood Disorder	58	40	0	0	4	22	4
Non Alcohol/Drug Related Organic	2	1	0	0	0	1	0
Other Non-Psychotic	9	7	0	0	0	5	0
Other Psychotic	7	5	0	0	1	3	2
Schizophrenia	13	6	0	0	0	7	3
Social Conditions	22	1	0	18	1	0	5
Substance Related	21	4	19	0	0	0	1
Deferred/No Diagnosis	1	0	0	1	0	0	1
<b>Other Indicators</b>							
Any Alcohol/Drug Problem	94	20	71	0	0	6	5
Custody of DHS	1	1	0	0	0	0	0
Custody of DOC	1	0	1	0	0	0	0
Custody of OJA	2	0	1	0	0	1	0
Deaf and Hearing Impaired	1	0	0	0	0	1	0
Dual Diagnosis	13	10	1	0	0	4	2
Homeless	6	0	4	1	0	0	1
Indigent	168	59	68	14	5	38	12

Notes: Information in this table is based on data reported to DMHSAS as of 01/01/2002. The same client may be counted in more than one category, e.g., clients can receive services under more than one contract source, in more than one "County of Residence," or may have multiple "Other Indicators." Please see Definition page for other considerations.

Oklahoma Department of Mental Health and Substance Abuse Services  
**Counts of Admitted Clients Served by Funding Source for Each County of Residence During FY2001**  
**COUNTY OF RESIDENCE = NOBLE**

	<b>Funding Source</b>						
	<b>Total</b>	<b>Mental Health</b>	<b>Substance Abuse</b>	<b>Domestic Violence</b>	<b>Residential Care</b>	<b>Medicaid</b>	<b>Other</b>
SED (6-17)	4	3	0	0	0	2	0
SMI (If ever)	85	51	7	0	6	34	11

Oklahoma Department of Mental Health and Substance Abuse Services  
**Counts of Admitted Clients Served by Funding Source for Each County of Residence During FY2001**

**COUNTY OF RESIDENCE = NOWATA**

	Funding Source						
	Total	Mental Health	Substance Abuse	Domestic Violence	Residential Care	Medicaid	Other
<b>Total</b>							
Unduplicated Count	181	57	51	61	1	20	11
<b>Agency Type</b>							
Community Mental Health Center	71	57	0	0	0	20	0
Domestic Violence and Sexual Assault	65	0	1	61	0	0	11
Residential Care	1	0	0	0	1	0	0
Substance Abuse	51	0	51	0	0	0	0
<b>Sex</b>							
Female	107	34	19	50	0	12	6
Male	74	23	32	11	1	8	5
<b>Age</b>							
0-04	6	0	4	2	0	0	0
05-17	22	8	5	8	0	1	0
18-20	9	3	4	2	0	0	0
21-24	20	4	6	9	0	0	2
25-34	42	14	14	17	0	4	5
35-44	43	13	12	11	1	9	2
45-54	24	10	3	8	0	2	2
55-64	11	3	3	2	0	4	0
65-74	3	2	0	1	0	0	0
85+	1	0	0	1	0	0	0
<b>Race</b>							
White	138	50	37	41	1	18	5
Black	5	1	4	0	0	1	0
Native American	35	5	10	18	0	1	6
Hispanic	1	0	1	0	0	0	0
Two or More Races	3	1	0	2	0	0	0
<b>Presenting Problem/Diagnosis</b>							
Alcohol Abuse	21	2	19	0	0	1	0
Developmental Disorder	6	3	0	1	1	1	0
Mood Disorder	43	35	0	0	0	12	0
Other Non-Psychotic	9	8	0	0	0	1	0
Other Psychotic	4	2	0	0	0	2	0
Schizophrenia	8	6	0	0	0	3	0
Social Conditions	70	0	7	60	0	0	11
Substance Related	30	1	29	0	0	0	0
<b>Other Indicators</b>							
Any Alcohol/Drug Problem	68	19	45	0	0	10	0
Custody of DHS	5	0	4	0	0	1	0
Custody of DOC	4	0	2	2	0	0	1
Dual Diagnosis	13	11	0	0	0	4	0
Homeless	1	0	0	1	0	0	0
Indigent	176	57	51	55	1	20	11
SED (6-17)	5	5	0	0	0	0	0
SMI (If ever)	64	45	5	4	1	18	2

Notes: Information in this table is based on data reported to DMHSAS as of 01/01/2002. The same client may be counted in more than one category, e.g., clients can receive services under more than one contract source, in more than one "County of Residence," or may have multiple "Other Indicators." Please see Definition page for other considerations.

Oklahoma Department of Mental Health and Substance Abuse Services  
**Counts of Admitted Clients Served by Funding Source for Each County of Residence During FY2001**  
**COUNTY OF RESIDENCE = OKFUSKEE**

	Funding Source						
	Total	Mental Health	Substance Abuse	Domestic Violence	Residential Care	Medicaid	Other
<b>Total</b>							
Unduplicated Count	427	171	56	22	172	104	12
<b>Agency Type</b>							
Community Mental Health Center	202	163	1	0	0	103	4
Domestic Violence and Sexual Assault	19	0	0	19	0	0	0
Hospital	24	15	0	0	0	1	9
Residential Care	172	0	0	0	172	0	0
Substance Abuse	58	0	55	3	0	0	0
<b>Sex</b>							
Female	183	81	14	17	60	52	3
Male	244	90	42	5	112	52	9
<b>Age</b>							
0-04	3	0	0	3	0	0	0
05-17	20	13	4	3	0	0	0
18-20	14	5	1	2	4	4	0
21-24	28	14	4	2	11	6	0
25-34	87	35	17	3	28	24	4
35-44	133	58	21	6	53	35	3
45-54	82	26	8	1	43	17	4
55-64	47	18	0	1	25	14	1
65-74	10	1	1	1	6	3	0
75-84	3	1	0	0	2	1	0
<b>Race</b>							
White	276	126	40	14	91	82	7
Black	101	27	2	0	70	15	4
Native American	39	12	10	8	10	5	0
Hispanic	2	1	0	0	0	1	1
Two or More Races	10	5	4	0	1	1	0
<b>Presenting Problem/Diagnosis</b>							
Alcohol Abuse	30	3	26	0	1	0	0
Developmental Disorder	50	7	1	0	41	1	0
Mood Disorder	83	63	0	0	4	37	1
Non Alcohol/Drug Related Organic	3	3	0	0	0	2	1
Other Non-Psychotic	24	17	0	0	0	10	3
Other Psychotic	158	30	0	0	121	20	5
Schizophrenia	60	48	0	0	0	34	2
Social Conditions	31	0	3	22	6	0	0
Substance Related	27	2	26	0	0	0	1
<b>Other Indicators</b>							
Any Alcohol/Drug Problem	92	28	52	6	2	12	1
Custody of DOC	3	3	0	0	0	1	0
Deaf and Hearing Impaired	2	2	0	0	0	0	0
Dual Diagnosis	17	15	0	0	0	6	0
Homeless	9	3	2	1	3	0	1
Indigent	417	169	53	21	167	103	9
SED (6-17)	10	10	0	0	0	0	0
SMI (If ever)	342	150	12	3	172	99	10

Notes: Information in this table is based on data reported to DMHSAS as of 01/01/2002. The same client may be counted in more than one category, e.g., clients can receive services under more than one contract source, in more than one "County of Residence," or may have multiple "Other Indicators." Please see Definition page for other considerations.



**Oklahoma Department of Mental Health and Substance Abuse Services**  
**Counts of Admitted Clients Served by Funding Source for Each County of Residence During FY2001**  
**COUNTY OF RESIDENCE = OKLAHOMA**

	<b>Funding Source</b>						
	<b>Total</b>	<b>Mental Health</b>	<b>Substance Abuse</b>	<b>Domestic Violence</b>	<b>Residential Care</b>	<b>Medicaid</b>	<b>Other</b>
<b>Total</b>							
Unduplicated Count	9,894	4,948	3,042	1,071	89	1,569	592
<b>Agency Type</b>							
Community Mental Health Center	5,870	4,676	168	0	24	1,491	420
Domestic Violence and Sexual Assault	1,072	0	2	1,071	0	0	7
Hospital	793	543	0	0	0	105	186
Other	44	44	0	0	0	0	0
Residential Care	66	0	0	0	66	0	0
Substance Abuse	2,896	0	2,883	0	0	3	16
<b>Sex</b>							
Female	5,109	2,501	1,282	795	32	963	258
Male	4,785	2,447	1,760	276	57	606	334
<b>Age</b>							
0-04	325	34	146	143	0	2	1
05-17	1,280	655	340	207	0	102	32
18-20	413	202	142	57	1	30	34
21-24	674	341	239	92	0	51	28
25-34	2,040	1,050	729	242	8	210	124
35-44	2,646	1,346	932	215	27	404	187
45-54	1,550	857	403	98	30	346	111
55-64	572	322	80	14	14	185	52
65-74	254	102	26	3	8	134	18
75-84	104	31	5	0	1	74	4
85+	36	8	0	0	0	31	1
<b>Race</b>							
White	6,657	3,495	1,946	606	57	1,076	437
Black	2,117	924	755	246	25	364	111
Native American	467	211	159	72	3	49	18
Hispanic	329	149	109	65	1	18	9
Asian	81	48	8	12	1	13	13
Two or More Races	360	171	76	75	2	55	5
<b>Presenting Problem/Diagnosis</b>							
Alcohol Abuse	993	315	677	0	3	26	45
Developmental Disorder	253	203	0	0	1	42	30
Mood Disorder	2,847	2,262	104	1	31	658	192
Non Alcohol/Drug Related Organic	70	35	1	0	0	35	10
Other Non-Psychotic	818	677	29	0	1	148	32
Other Psychotic	902	676	4	0	32	251	143
Personality Disorder	19	17	2	0	0	4	0
Schizophrenia	898	604	12	0	14	405	98
Social Conditions	1,627	180	371	1,070	5	5	8
Substance Related	2,124	302	1,877	0	0	25	45
Unknown/Other	4	0	0	0	2	0	2
Deferred/No Diagnosis	16	3	11	0	1	1	0
<b>Other Indicators</b>							
Any Alcohol/Drug Problem	4,719	2,048	2,641	8	12	437	255
Custody of DHS	243	78	147	0	1	18	4
Custody of DOC	304	54	235	7	0	12	3
Custody of OJA	53	1	40	0	0	10	2
Deaf and Hearing Impaired	61	32	5	2	2	26	6

Notes: Information in this table is based on data reported to DMHSAS as of 01/01/2002. The same client may be counted in more than one category, e.g., clients can receive services under more than one contract source, in more than one "County of Residence," or may have multiple "Other Indicators." Please see Definition page for other considerations.

Oklahoma Department of Mental Health and Substance Abuse Services  
**Counts of Admitted Clients Served by Funding Source for Each County of Residence During FY2001**  
**COUNTY OF RESIDENCE = OKLAHOMA**

	<b>Funding Source</b>						
	<b>Total</b>	<b>Mental Health</b>	<b>Substance Abuse</b>	<b>Domestic Violence</b>	<b>Residential Care</b>	<b>Medicaid</b>	<b>Other</b>
Dual Diagnosis	941	775	79	0	3	177	77
Homeless	979	599	118	236	4	72	73
Indigent	9,399	4,790	2,948	886	89	1,554	503
SED (6-17)	271	210	5	0	0	56	18
SMI (If ever)	4,598	3,315	510	121	89	1,242	456

**Oklahoma Department of Mental Health and Substance Abuse Services**  
**Counts of Admitted Clients Served by Funding Source for Each County of Residence During FY2001**  
**COUNTY OF RESIDENCE = OKMULGEE**

	<b>Funding Source</b>						
	<b>Total</b>	<b>Mental Health</b>	<b>Substance Abuse</b>	<b>Domestic Violence</b>	<b>Residential Care</b>	<b>Medicaid</b>	<b>Other</b>
<b>Total</b>							
Unduplicated Count	838	372	167	265	27	133	30
<b>Agency Type</b>							
Community Mental Health Center	402	357	7	0	1	125	7
Domestic Violence and Sexual Assault	270	0	1	260	0	0	21
Hospital	25	23	0	0	0	1	2
Residential Care	26	0	0	0	26	0	0
Substance Abuse	172	0	160	6	0	8	0
<b>Sex</b>							
Female	480	192	70	208	10	86	5
Male	358	180	97	57	17	47	25
<b>Age</b>							
0-04	31	0	1	31	0	0	0
05-17	113	45	1	61	0	7	2
18-20	55	18	16	21	1	6	4
21-24	71	32	22	23	1	7	3
25-34	200	81	53	66	5	30	10
35-44	196	92	52	43	8	37	6
45-54	119	72	15	16	8	22	4
55-64	40	24	7	2	2	19	1
65-74	12	8	0	1	2	5	0
75-84	1	0	0	1	0	0	0
<b>Race</b>							
White	585	274	124	158	19	102	22
Black	108	48	18	33	6	21	3
Native American	117	23	23	71	2	7	4
Hispanic	10	5	1	4	0	0	1
Asian	1	0	1	0	0	0	0
Two or More Races	28	25	2	0	0	4	0
<b>Presenting Problem/Diagnosis</b>							
Alcohol Abuse	54	6	47	0	0	2	0
Developmental Disorder	62	38	0	0	21	4	0
Mood Disorder	211	191	4	0	2	53	3
Non Alcohol/Drug Related Organic	5	5	0	0	0	2	0
Other Non-Psychotic	59	53	0	0	0	14	1
Other Psychotic	47	40	0	0	1	20	1
Personality Disorder	2	1	0	0	0	1	0
Schizophrenia	51	41	0	0	1	32	3
Social Conditions	278	0	3	265	2	0	21
Substance Related	123	7	115	0	0	7	1
<b>Other Indicators</b>							
Any Alcohol/Drug Problem	280	62	165	64	1	17	16
Custody of DOC	17	8	6	2	1	1	0
Deaf and Hearing Impaired	2	1	0	0	0	2	0
Dual Diagnosis	34	30	5	0	1	6	2
Homeless	33	16	4	13	1	2	0
Indigent	817	368	165	252	27	130	26
SED (6-17)	26	22	0	0	0	5	1
SMI (If ever)	384	286	36	28	27	112	7

Notes: Information in this table is based on data reported to DMHSAS as of 01/01/2002. The same client may be counted in more than one category, e.g., clients can receive services under more than one contract source, in more than one "County of Residence," or may have multiple "Other Indicators." Please see Definition page for other considerations.

Oklahoma Department of Mental Health and Substance Abuse Services  
**Counts of Admitted Clients Served by Funding Source for Each County of Residence During FY2001**  
**COUNTY OF RESIDENCE = OSAGE**

	Funding Source						
	Total	Mental Health	Substance Abuse	Domestic Violence	Residential Care	Medicaid	Other
<b>Total</b>							
Unduplicated Count	451	169	226	39	3	57	6
<b>Agency Type</b>							
Community Mental Health Center	183	143	10	0	0	57	0
Domestic Violence and Sexual Assault	44	0	2	39	0	0	4
Hospital	16	15	0	0	0	0	1
Residential Care	3	0	0	0	3	0	0
Substance Abuse	221	20	214	0	0	0	1
<b>Sex</b>							
Female	233	89	103	33	1	35	1
Male	218	80	123	6	2	22	5
<b>Age</b>							
0-04	3	0	2	1	0	0	0
05-17	91	38	51	6	0	8	0
18-20	32	11	20	2	0	1	0
21-24	26	9	15	3	1	2	0
25-34	108	37	57	10	1	8	4
35-44	101	40	43	12	0	16	2
45-54	62	23	29	3	0	14	0
55-64	22	9	8	2	1	5	0
65-74	6	2	1	0	0	3	0
<b>Race</b>							
White	319	126	145	33	2	43	3
Black	11	9	3	0	0	1	1
Native American	84	26	51	4	1	7	1
Hispanic	3	0	2	0	0	1	0
Asian	1	0	0	1	0	0	0
Two or More Races	39	11	26	1	0	5	1
<b>Presenting Problem/Diagnosis</b>							
Alcohol Abuse	71	2	68	0	0	3	1
Developmental Disorder	18	18	2	0	0	0	0
Mood Disorder	111	84	17	0	1	26	0
Non Alcohol/Drug Related Organic	1	0	0	0	0	1	0
Other Non-Psychotic	36	27	7	0	0	8	0
Other Psychotic	23	17	0	0	2	10	0
Personality Disorder	2	1	1	0	0	0	0
Schizophrenia	22	15	1	0	0	9	0
Social Conditions	70	3	26	39	0	0	4
Substance Related	108	7	104	0	0	0	1
<b>Other Indicators</b>							
Any Alcohol/Drug Problem	220	35	193	2	0	9	2
Custody of DHS	8	4	3	0	0	1	0
Custody of DOC	10	3	6	1	0	0	0
Dual Diagnosis	25	15	13	0	0	4	0
Homeless	11	1	4	6	0	0	0
Indigent	428	162	215	34	3	57	4
SED (6-17)	30	25	5	0	0	5	0
SMI (If ever)	168	106	35	7	3	47	1

Notes: Information in this table is based on data reported to DMHSAS as of 01/01/2002. The same client may be counted in more than one category, e.g., clients can receive services under more than one contract source, in more than one "County of Residence," or may have multiple "Other Indicators." Please see Definition page for other considerations.

Oklahoma Department of Mental Health and Substance Abuse Services  
**Counts of Admitted Clients Served by Funding Source for Each County of Residence During FY2001**

**COUNTY OF RESIDENCE = OTTAWA**

	Funding Source						
	Total	Mental Health	Substance Abuse	Domestic Violence	Residential Care	Medicaid	Other
<b>Total</b>							
Unduplicated Count	590	227	155	161	10	105	0
<b>Agency Type</b>							
Community Mental Health Center	283	224	0	0	0	105	0
Domestic Violence and Sexual Assault	161	0	0	161	0	0	0
Hospital	5	5	0	0	0	0	0
Residential Care	10	0	0	0	10	0	0
Substance Abuse	155	0	155	0	0	0	0
<b>Sex</b>							
Female	325	129	49	119	4	70	0
Male	265	98	106	42	6	35	0
<b>Age</b>							
0-04	31	0	0	31	0	0	0
05-17	110	15	43	52	0	3	0
18-20	39	20	13	6	0	0	0
21-24	66	32	18	12	1	7	0
25-34	136	60	42	32	2	28	0
35-44	105	46	28	20	3	28	0
45-54	73	37	8	8	1	28	0
55-64	26	16	3	0	3	8	0
65-74	3	1	0	0	0	2	0
75-84	1	0	0	0	0	1	0
<b>Race</b>							
White	429	169	125	90	7	93	0
Black	6	3	0	0	2	2	0
Native American	88	25	25	34	1	6	0
Hispanic	12	5	3	4	0	1	0
Asian	2	1	1	0	0	0	0
Two or More Races	60	24	2	33	0	3	0
<b>Presenting Problem/Diagnosis</b>							
Alcohol Abuse	68	13	54	0	1	1	0
Developmental Disorder	4	4	0	0	0	0	0
Mood Disorder	171	134	0	0	2	69	0
Non Alcohol/Drug Related Organic	3	2	0	0	0	2	0
Other Non-Psychotic	35	27	0	0	0	9	0
Other Psychotic	27	19	0	0	3	7	0
Personality Disorder	3	2	0	0	0	1	0
Schizophrenia	19	11	0	0	0	13	0
Social Conditions	169	0	5	161	3	0	0
Substance Related	109	16	96	0	0	3	0
Deferred/No Diagnosis	1	0	0	0	1	0	0
<b>Other Indicators</b>							
Any Alcohol/Drug Problem	233	78	150	0	3	24	0
Custody of DHS	2	1	0	0	0	1	0
Custody of DOC	10	2	6	2	0	0	0
Custody of OJA	3	1	1	0	0	1	0
Deaf and Hearing Impaired	3	2	0	1	0	1	0
Dual Diagnosis	36	31	1	0	0	12	0
Homeless	122	5	1	116	0	0	0
Indigent	576	221	155	153	10	105	0

Notes: Information in this table is based on data reported to DMHSAS as of 01/01/2002. The same client may be counted in more than one category, e.g., clients can receive services under more than one contract source, in more than one "County of Residence," or may have multiple "Other Indicators." Please see Definition page for other considerations.

Oklahoma Department of Mental Health and Substance Abuse Services  
**Counts of Admitted Clients Served by Funding Source for Each County of Residence During FY2001**  
**COUNTY OF RESIDENCE = OTTAWA**

	<b>Funding Source</b>						
	<b>Total</b>	<b>Mental Health</b>	<b>Substance Abuse</b>	<b>Domestic Violence</b>	<b>Residential Care</b>	<b>Medicaid</b>	<b>Other</b>
SED (6-17)	15	14	0	0	0	2	0
SMI (If ever)	262	181	23	9	10	93	0

Oklahoma Department of Mental Health and Substance Abuse Services  
**Counts of Admitted Clients Served by Funding Source for Each County of Residence During FY2001**

**COUNTY OF RESIDENCE = PAWNEE**

	Funding Source						
	Total	Mental Health	Substance Abuse	Domestic Violence	Residential Care	Medicaid	Other
<b>Total</b>							
Unduplicated Count	218	90	100	6	0	50	7
<b>Agency Type</b>							
Community Mental Health Center	115	78	2	0	0	49	1
Domestic Violence and Sexual Assault	7	0	0	6	0	0	2
Hospital	7	3	0	0	0	2	3
Substance Abuse	105	11	98	0	0	0	1
<b>Sex</b>							
Female	108	53	33	4	0	36	3
Male	110	37	67	2	0	14	4
<b>Age</b>							
05-17	13	4	6	1	0	4	0
18-20	15	6	8	0	0	3	0
21-24	23	10	13	1	0	1	2
25-34	46	18	21	2	0	8	2
35-44	57	26	28	2	0	8	1
45-54	40	16	16	0	0	13	1
55-64	18	9	6	0	0	10	1
65-74	5	1	2	0	0	2	0
75-84	1	0	0	0	0	1	0
<b>Race</b>							
White	165	71	67	6	0	43	6
Black	5	3	2	0	0	2	0
Native American	42	13	27	0	0	4	1
Hispanic	1	1	0	0	0	0	0
Two or More Races	8	2	6	0	0	1	0
<b>Presenting Problem/Diagnosis</b>							
Alcohol Abuse	51	4	51	0	0	0	0
Developmental Disorder	5	2	1	0	0	2	0
Mood Disorder	68	47	4	0	0	21	1
Non Alcohol/Drug Related Organic	2	1	0	0	0	2	0
Other Non-Psychotic	24	15	2	0	0	12	1
Other Psychotic	12	7	0	0	0	8	0
Personality Disorder	1	0	1	0	0	0	0
Schizophrenia	12	9	0	0	0	6	2
Social Conditions	7	1	1	5	0	0	2
Substance Related	44	4	40	0	0	0	1
Deferred/No Diagnosis	2	0	1	1	0	0	0
<b>Other Indicators</b>							
Any Alcohol/Drug Problem	112	22	91	0	0	9	2
Custody of DHS	1	0	0	0	0	1	0
Custody of DOC	3	1	2	0	0	0	0
Deaf and Hearing Impaired	5	3	1	0	0	1	0
Dual Diagnosis	9	6	2	0	0	2	1
Homeless	9	3	4	1	0	1	0
Indigent	210	89	96	5	0	49	4
SED (6-17)	3	1	0	0	0	3	0
SMI (If ever)	113	68	18	2	0	45	4

Notes: Information in this table is based on data reported to DMHSAS as of 01/01/2002. The same client may be counted in more than one category, e.g., clients can receive services under more than one contract source, in more than one "County of Residence," or may have multiple "Other Indicators." Please see Definition page for other considerations.

**Oklahoma Department of Mental Health and Substance Abuse Services**  
**Counts of Admitted Clients Served by Funding Source for Each County of Residence During FY2001**  
**COUNTY OF RESIDENCE = PAYNE**

	<b>Funding Source</b>						
	<b>Total</b>	<b>Mental Health</b>	<b>Substance Abuse</b>	<b>Domestic Violence</b>	<b>Residential Care</b>	<b>Medicaid</b>	<b>Other</b>
<b>Total</b>							
Unduplicated Count	1,344	437	489	259	1	199	272
<b>Agency Type</b>							
Community Mental Health Center	491	362	4	0	0	195	12
Domestic Violence and Sexual Assault	354	0	0	258	0	0	242
Hospital	44	26	0	0	0	4	22
Other	73	73	0	0	0	0	0
Residential Care	1	0	0	0	1	0	0
Substance Abuse	488	0	487	1	0	1	0
<b>Sex</b>							
Female	611	236	119	174	0	131	126
Male	733	201	370	85	1	68	146
<b>Age</b>							
0-04	91	2	2	46	0	0	81
05-17	80	17	6	45	0	6	36
18-20	117	23	82	11	0	8	13
21-24	259	48	160	39	0	15	37
25-34	272	106	94	53	0	35	49
35-44	296	128	97	50	0	58	35
45-54	149	70	35	12	1	48	18
55-64	57	27	10	2	0	25	2
65-74	16	10	2	1	0	4	1
75-84	7	6	1	0	0	0	0
<b>Race</b>							
White	1,108	381	395	200	1	170	207
Black	65	15	27	16	0	11	16
Native American	108	25	51	21	0	15	17
Hispanic	21	6	8	7	0	0	4
Asian	10	4	4	1	0	0	2
Two or More Races	56	11	9	14	0	6	27
<b>Presenting Problem/Diagnosis</b>							
Alcohol Abuse	352	10	347	0	0	2	2
Developmental Disorder	15	11	0	0	0	4	0
Mood Disorder	292	221	2	2	0	111	12
Non Alcohol/Drug Related Organic	4	3	0	0	0	2	0
Other Non-Psychotic	55	38	0	0	0	18	4
Other Psychotic	75	50	1	0	0	26	8
Personality Disorder	1	0	0	0	0	1	0
Schizophrenia	71	46	0	0	0	38	4
Social Conditions	331	72	3	213	1	0	155
Substance Related	157	8	148	1	0	3	2
Deferred/No Diagnosis	91	0	0	43	0	0	86
<b>Other Indicators</b>							
Any Alcohol/Drug Problem	651	146	486	6	0	54	31
Custody of DHS	2	0	2	0	0	0	0
Custody of DOC	17	1	14	2	0	1	0
Custody of OJA	3	0	3	0	0	0	0
Deaf and Hearing Impaired	4	2	0	2	0	1	2
Dual Diagnosis	63	52	3	0	0	21	4
Homeless	85	18	23	36	0	5	24

Notes: Information in this table is based on data reported to DMHSAS as of 01/01/2002. The same client may be counted in more than one category, e.g., clients can receive services under more than one contract source, in more than one "County of Residence," or may have multiple "Other Indicators." Please see Definition page for other considerations.



Oklahoma Department of Mental Health and Substance Abuse Services  
**Counts of Admitted Clients Served by Funding Source for Each County of Residence During FY2001**  
**COUNTY OF RESIDENCE = PAYNE**

	<b>Funding Source</b>						
	<b>Total</b>	<b>Mental Health</b>	<b>Substance Abuse</b>	<b>Domestic Violence</b>	<b>Residential Care</b>	<b>Medicaid</b>	<b>Other</b>
Indigent	1,245	388	485	234	1	197	229
SED (6-17)	8	3	0	0	0	5	0
SMI (If ever)	484	331	47	30	1	177	51

Oklahoma Department of Mental Health and Substance Abuse Services  
**Counts of Admitted Clients Served by Funding Source for Each County of Residence During FY2001**  
**COUNTY OF RESIDENCE = PITTSBURGH**

	Funding Source						
	Total	Mental Health	Substance Abuse	Domestic Violence	Residential Care	Medicaid	Other
<b>Total</b>							
Unduplicated Count	1,199	410	297	108	36	246	411
<b>Agency Type</b>							
Community Mental Health Center	811	406	2	0	0	239	411
Domestic Violence and Sexual Assault	26	0	1	25	0	0	0
Hospital	8	6	0	0	0	2	0
Residential Care	36	0	0	0	36	0	0
Substance Abuse	383	0	296	88	0	7	1
<b>Sex</b>							
Female	641	250	101	89	19	160	219
Male	558	160	196	19	17	86	192
<b>Age</b>							
0-04	24	1	8	14	0	2	0
05-17	128	29	26	27	0	38	21
18-20	46	21	16	4	1	1	11
21-24	90	41	38	8	0	8	15
25-34	244	100	79	28	3	38	69
35-44	301	105	95	18	7	52	90
45-54	209	76	31	7	11	61	103
55-64	102	35	3	2	10	35	54
65-74	42	2	1	0	4	9	36
75-84	10	0	0	0	0	1	10
85+	3	0	0	0	0	1	2
<b>Race</b>							
White	932	355	170	74	30	203	364
Black	83	22	37	3	3	17	17
Native American	126	28	47	15	3	25	28
Hispanic	13	2	6	5	0	0	1
Asian	2	1	0	0	0	0	1
Two or More Races	54	2	40	11	0	2	0
<b>Presenting Problem/Diagnosis</b>							
Alcohol Abuse	119	10	99	0	3	3	13
Developmental Disorder	32	14	0	0	0	14	8
Mood Disorder	388	214	0	0	5	98	194
Non Alcohol/Drug Related Organic	9	1	0	0	0	3	6
Other Non-Psychotic	136	78	1	0	0	27	60
Other Psychotic	95	36	0	0	8	30	49
Personality Disorder	1	0	0	0	0	1	1
Schizophrenia	114	35	0	0	0	63	65
Social Conditions	145	2	20	103	19	3	2
Substance Related	213	23	179	4	0	7	15
Unknown/Other	2	0	0	1	1	0	0
<b>Other Indicators</b>							
Any Alcohol/Drug Problem	451	102	279	5	4	45	93
Custody of DHS	14	2	3	0	0	9	1
Custody of DOC	86	6	77	0	0	4	1
Custody of OJA	3	0	1	0	0	2	0
Deaf and Hearing Impaired	10	3	1	1	2	3	4
Dual Diagnosis	82	36	0	0	0	29	47
Homeless	66	16	4	11	0	15	31

Notes: Information in this table is based on data reported to DMHSAS as of 01/01/2002. The same client may be counted in more than one category, e.g., clients can receive services under more than one contract source, in more than one "County of Residence," or may have multiple "Other Indicators." Please see Definition page for other considerations.

Oklahoma Department of Mental Health and Substance Abuse Services  
**Counts of Admitted Clients Served by Funding Source for Each County of Residence During FY2001**  
**COUNTY OF RESIDENCE = PITTSBURGH**

	<b>Funding Source</b>						
	<b>Total</b>	<b>Mental Health</b>	<b>Substance Abuse</b>	<b>Domestic Violence</b>	<b>Residential Care</b>	<b>Medicaid</b>	<b>Other</b>
Indigent	1,160	404	294	106	36	241	384
SED (6-17)	20	11	0	0	0	9	1
SMI (If ever)	337	115	28	12	36	139	169

**Oklahoma Department of Mental Health and Substance Abuse Services**  
**Counts of Admitted Clients Served by Funding Source for Each County of Residence During FY2001**  
**COUNTY OF RESIDENCE = PONTOTOC**

	<b>Funding Source</b>						
	<b>Total</b>	<b>Mental Health</b>	<b>Substance Abuse</b>	<b>Domestic Violence</b>	<b>Residential Care</b>	<b>Medicaid</b>	<b>Other</b>
<b>Total</b>							
Unduplicated Count	1,068	456	316	353	29	207	52
<b>Agency Type</b>							
Community Mental Health Center	625	424	101	0	0	199	24
Domestic Violence and Sexual Assault	387	0	134	351	0	0	1
Hospital	95	60	0	0	0	9	27
Residential Care	29	0	0	0	29	0	0
Substance Abuse	142	0	139	2	0	1	0
<b>Sex</b>							
Female	558	244	134	202	11	121	21
Male	510	212	182	151	18	86	31
<b>Age</b>							
0-04	31	4	5	22	0	0	0
05-17	100	28	14	49	0	6	9
18-20	72	33	36	22	2	4	6
21-24	89	40	34	31	0	13	4
25-34	266	105	92	102	7	42	15
35-44	258	109	92	78	6	62	7
45-54	153	80	37	39	9	43	5
55-64	72	41	5	6	4	28	4
65-74	22	11	1	4	1	9	1
75-84	5	5	0	0	0	0	1
<b>Race</b>							
White	848	392	229	248	24	178	43
Black	25	10	6	1	0	11	3
Native American	152	39	67	71	4	12	4
Hispanic	16	6	10	1	0	2	0
Asian	4	1	0	0	1	2	1
Two or More Races	55	14	19	32	0	3	1
<b>Presenting Problem/Diagnosis</b>							
Alcohol Abuse	86	17	80	18	0	4	1
Developmental Disorder	31	17	4	6	0	5	4
Mood Disorder	349	251	28	7	12	94	17
Non Alcohol/Drug Related Organic	9	3	1	0	0	5	1
Other Non-Psychotic	86	59	3	0	0	26	3
Other Psychotic	94	48	4	0	16	26	16
Personality Disorder	4	4	0	0	0	1	0
Schizophrenia	71	38	1	0	0	40	4
Social Conditions	261	5	23	246	0	0	0
Substance Related	208	31	189	75	1	7	6
Deferred/No Diagnosis	1	0	0	1	0	0	0
<b>Other Indicators</b>							
Any Alcohol/Drug Problem	442	177	295	107	1	50	22
Custody of DHS	6	0	4	0	0	1	1
Custody of DOC	51	18	42	20	0	0	0
Custody of OJA	6	0	4	0	0	2	0
Dual Diagnosis	63	40	22	0	0	18	10
Homeless	39	12	8	16	0	3	3
Indigent	1,030	451	308	320	28	206	50
SED (6-17)	12	7	0	0	0	5	3

Notes: Information in this table is based on data reported to DMHSAS as of 01/01/2002. The same client may be counted in more than one category, e.g., clients can receive services under more than one contract source, in more than one "County of Residence," or may have multiple "Other Indicators." Please see Definition page for other considerations.

Oklahoma Department of Mental Health and Substance Abuse Services  
 Counts of Admitted Clients Served by Funding Source for Each County of Residence During FY2001

COUNTY OF RESIDENCE = PONTOTOC

	Funding Source						
	Total	Mental Health	Substance Abuse	Domestic Violence	Residential Care	Medicaid	Other
SMI (If ever)	541	342	94	60	29	193	35

Oklahoma Department of Mental Health and Substance Abuse Services  
**Counts of Admitted Clients Served by Funding Source for Each County of Residence During FY2001**  
**COUNTY OF RESIDENCE = POTTAWATOMIE**

	Funding Source						
	Total	Mental Health	Substance Abuse	Domestic Violence	Residential Care	Medicaid	Other
<b>Total</b>							
Unduplicated Count	1,191	312	374	370	0	181	77
<b>Agency Type</b>							
Community Mental Health Center	359	245	3	0	0	143	13
Domestic Violence and Sexual Assault	370	0	1	370	0	0	2
Hospital	190	101	0	0	0	39	59
Other	2	2	0	0	0	0	0
Substance Abuse	372	0	370	0	0	1	3
<b>Sex</b>							
Female	578	141	108	236	0	125	36
Male	613	171	266	134	0	56	41
<b>Age</b>							
0-04	39	0	5	34	0	0	0
05-17	196	42	52	96	0	15	1
18-20	73	17	39	11	0	9	4
21-24	120	28	57	34	0	3	9
25-34	275	74	101	91	0	22	18
35-44	284	86	96	84	0	41	25
45-54	91	43	17	16	0	19	7
55-64	41	14	5	2	0	15	8
65-74	25	2	2	1	0	16	4
75-84	23	3	0	1	0	19	1
85+	24	3	0	0	0	22	0
<b>Race</b>							
White	916	267	258	274	0	159	65
Black	51	12	17	18	0	4	4
Native American	171	25	82	53	0	11	5
Hispanic	8	0	3	3	0	1	1
Asian	2	1	0	0	0	1	1
Two or More Races	52	9	17	23	0	5	1
<b>Presenting Problem/Diagnosis</b>							
Alcohol Abuse	153	10	140	0	0	2	5
Developmental Disorder	20	14	0	1	0	5	2
Mood Disorder	213	145	1	0	0	65	33
Non Alcohol/Drug Related Organic	11	3	0	0	0	5	3
Other Non-Psychotic	102	54	0	0	0	47	6
Other Psychotic	70	43	0	0	0	28	9
Personality Disorder	1	1	0	0	0	0	0
Schizophrenia	50	32	0	0	0	26	5
Social Conditions	388	7	12	369	0	0	3
Substance Related	254	20	227	0	0	3	11
<b>Other Indicators</b>							
Any Alcohol/Drug Problem	537	135	362	2	0	35	43
Custody of DHS	8	1	4	0	0	4	0
Custody of DOC	12	6	5	1	0	2	0
Custody of OJA	3	0	1	0	0	2	0
Deaf and Hearing Impaired	9	2	1	1	0	5	0
Dual Diagnosis	67	53	2	0	0	12	9
Homeless	33	15	3	8	0	4	5
Indigent	1,123	302	358	331	0	180	67

Notes: Information in this table is based on data reported to DMHSAS as of 01/01/2002. The same client may be counted in more than one category, e.g., clients can receive services under more than one contract source, in more than one "County of Residence," or may have multiple "Other Indicators." Please see Definition page for other considerations.

Oklahoma Department of Mental Health and Substance Abuse Services  
**Counts of Admitted Clients Served by Funding Source for Each County of Residence During FY2001**  
**COUNTY OF RESIDENCE = POTTAWATOMIE**

	<b>Funding Source</b>						
	<b>Total</b>	<b>Mental Health</b>	<b>Substance Abuse</b>	<b>Domestic Violence</b>	<b>Residential Care</b>	<b>Medicaid</b>	<b>Other</b>
SED (6-17)	15	7	0	0	0	10	0
SMI (If ever)	382	217	44	41	0	102	61

Oklahoma Department of Mental Health and Substance Abuse Services  
**Counts of Admitted Clients Served by Funding Source for Each County of Residence During FY2001**  
**COUNTY OF RESIDENCE = PUSHMATAHA**

	Funding Source						
	Total	Mental Health	Substance Abuse	Domestic Violence	Residential Care	Medicaid	Other
<b>Total</b>							
Unduplicated Count	233	61	83	52	0	31	50
<b>Agency Type</b>							
Community Mental Health Center	107	61	2	0	0	28	50
Domestic Violence and Sexual Assault	49	0	0	49	0	0	0
Substance Abuse	88	0	82	4	0	3	0
<b>Sex</b>							
Female	129	38	28	38	0	23	29
Male	104	23	55	14	0	8	21
<b>Age</b>							
0-04	5	0	2	3	0	0	0
05-17	16	0	6	8	0	1	2
18-20	13	0	10	2	0	0	1
21-24	16	4	10	1	0	1	2
25-34	52	10	22	19	0	4	3
35-44	73	24	27	15	0	14	12
45-54	33	12	5	1	0	6	19
55-64	18	9	1	2	0	4	6
65-74	6	1	0	1	0	1	5
75-84	1	1	0	0	0	0	0
<b>Race</b>							
White	193	58	63	36	0	29	48
Black	4	0	3	2	0	0	0
Native American	29	3	13	13	0	1	1
Hispanic	2	0	1	1	0	0	0
Asian	1	0	0	0	0	0	1
Two or More Races	4	0	3	0	0	1	0
<b>Presenting Problem/Diagnosis</b>							
Alcohol Abuse	20	2	19	0	0	0	0
Developmental Disorder	2	0	0	0	0	2	2
Mood Disorder	64	36	0	0	0	16	31
Other Non-Psychotic	16	11	0	0	0	2	9
Other Psychotic	9	7	0	0	0	3	2
Schizophrenia	8	2	0	0	0	6	4
Social Conditions	59	0	8	51	0	0	1
Substance Related	62	4	56	1	0	2	1
<b>Other Indicators</b>							
Any Alcohol/Drug Problem	92	14	75	1	0	5	6
Custody of DHS	2	0	2	0	0	0	0
Custody of DOC	2	1	1	0	0	0	0
Deaf and Hearing Impaired	1	0	1	0	0	0	0
Dual Diagnosis	10	5	1	0	0	3	4
Homeless	23	4	1	13	0	5	4
Indigent	226	60	83	49	0	30	48
SMI (If ever)	65	29	7	6	0	21	25

Notes: Information in this table is based on data reported to DMHSAS as of 01/01/2002. The same client may be counted in more than one category, e.g., clients can receive services under more than one contract source, in more than one "County of Residence," or may have multiple "Other Indicators." Please see Definition page for other considerations.



Oklahoma Department of Mental Health and Substance Abuse Services  
**Counts of Admitted Clients Served by Funding Source for Each County of Residence During FY2001**  
**COUNTY OF RESIDENCE = ROGER MILLS**

	Funding Source						
	Total	Mental Health	Substance Abuse	Domestic Violence	Residential Care	Medicaid	Other
<b>Total</b>							
Unduplicated Count	66	23	12	31	0	6	3
<b>Agency Type</b>							
Community Mental Health Center	25	21	1	0	0	6	2
Domestic Violence and Sexual Assault	31	0	1	31	0	0	0
Hospital	2	2	0	0	0	0	1
Substance Abuse	10	0	10	0	0	0	0
<b>Sex</b>							
Female	33	9	3	21	0	5	0
Male	33	14	9	10	0	1	3
<b>Age</b>							
0-04	3	1	0	2	0	0	0
05-17	13	2	0	11	0	1	0
18-20	3	2	1	0	0	0	0
21-24	10	3	1	5	0	0	2
25-34	16	5	4	8	0	1	1
35-44	15	7	5	4	0	2	0
45-54	4	1	1	1	0	1	0
55-64	2	2	0	0	0	1	0
<b>Race</b>							
White	51	19	9	23	0	4	3
Native American	8	3	1	4	0	2	0
Hispanic	1	1	0	0	0	0	0
Asian	1	0	1	0	0	0	0
Two or More Races	5	0	1	4	0	0	0
<b>Presenting Problem/Diagnosis</b>							
Alcohol Abuse	8	4	2	0	0	1	2
Developmental Disorder	2	2	0	0	0	0	0
Mood Disorder	17	13	1	2	0	5	1
Other Non-Psychotic	2	2	0	0	0	0	0
Schizophrenia	1	1	0	0	0	0	0
Social Conditions	27	1	0	26	0	0	0
Substance Related	10	1	9	1	0	0	0
Deferred/No Diagnosis	2	0	0	2	0	0	0
<b>Other Indicators</b>							
Any Alcohol/Drug Problem	26	11	12	3	0	3	3
Custody of DHS	2	2	0	0	0	1	0
Custody of DOC	2	0	2	1	0	0	0
Deaf and Hearing Impaired	1	0	0	1	0	0	0
Dual Diagnosis	6	5	1	0	0	3	0
Homeless	1	0	0	1	0	0	0
Indigent	61	21	12	29	0	6	2
SED (6-17)	1	1	0	0	0	1	0
SMI (If ever)	19	14	5	0	0	5	1

Notes: Information in this table is based on data reported to DMHSAS as of 01/01/2002. The same client may be counted in more than one category, e.g., clients can receive services under more than one contract source, in more than one "County of Residence," or may have multiple "Other Indicators." Please see Definition page for other considerations.

Oklahoma Department of Mental Health and Substance Abuse Services  
**Counts of Admitted Clients Served by Funding Source for Each County of Residence During FY2001**  
**COUNTY OF RESIDENCE = ROGERS**

	Funding Source						
	Total	Mental Health	Substance Abuse	Domestic Violence	Residential Care	Medicaid	Other
<b>Total</b>							
Unduplicated Count	759	213	229	270	53	64	2
<b>Agency Type</b>							
Community Mental Health Center	257	210	7	0	0	64	0
Domestic Violence and Sexual Assault	273	0	2	270	0	0	1
Hospital	4	3	0	0	0	0	1
Residential Care	53	0	0	0	53	0	0
Substance Abuse	223	0	223	0	0	0	0
<b>Sex</b>							
Female	361	107	69	161	20	37	0
Male	398	106	160	109	33	27	2
<b>Age</b>							
0-04	20	0	1	19	0	0	0
05-17	79	14	25	41	0	0	0
18-20	63	16	30	17	1	0	0
21-24	65	21	23	20	2	2	1
25-34	182	39	62	79	5	10	0
35-44	199	62	55	71	14	23	0
45-54	103	45	26	18	14	15	1
55-64	28	10	4	4	8	6	0
65-74	15	4	3	1	6	5	0
75-84	4	2	0	0	3	2	0
85+	1	0	0	0	0	1	0
<b>Race</b>							
White	569	150	176	201	46	48	2
Black	18	5	3	5	5	3	0
Native American	111	28	42	37	2	7	0
Hispanic	13	1	0	12	0	0	0
Two or More Races	58	30	11	15	0	6	0
<b>Presenting Problem/Diagnosis</b>							
Alcohol Abuse	99	4	95	1	1	0	0
Developmental Disorder	33	8	0	0	25	1	0
Mood Disorder	144	117	1	1	7	26	0
Non Alcohol/Drug Related Organic	1	1	0	0	0	0	0
Other Non-Psychotic	29	26	1	0	0	3	0
Other Psychotic	38	24	0	0	9	9	1
Schizophrenia	44	28	0	0	0	25	0
Social Conditions	281	0	6	264	10	0	1
Substance Related	141	7	133	0	1	1	0
Deferred/No Diagnosis	5	0	0	4	1	0	0
<b>Other Indicators</b>							
Any Alcohol/Drug Problem	315	88	223	7	5	13	1
Custody of DHS	2	1	1	0	0	0	0
Custody of DOC	20	0	19	1	0	0	0
Deaf and Hearing Impaired	1	0	0	0	0	1	0
Dual Diagnosis	62	54	3	0	0	11	1
Homeless	47	5	5	36	2	0	0
Indigent	688	205	214	224	50	64	1
SED (6-17)	9	9	0	0	0	0	0
SMI (If ever)	279	162	43	21	53	64	1

Notes: Information in this table is based on data reported to DMHSAS as of 01/01/2002. The same client may be counted in more than one category, e.g., clients can receive services under more than one contract source, in more than one "County of Residence," or may have multiple "Other Indicators." Please see Definition page for other considerations.

Oklahoma Department of Mental Health and Substance Abuse Services  
 Counts of Admitted Clients Served by Funding Source for Each County of Residence During FY2001

COUNTY OF RESIDENCE = SEMINOLE

	Funding Source						
	Total	Mental Health	Substance Abuse	Domestic Violence	Residential Care	Medicaid	Other
<b>Total</b>							
Unduplicated Count	770	289	204	262	2	131	56
<b>Agency Type</b>							
Community Mental Health Center	388	261	53	0	0	126	31
Domestic Violence and Sexual Assault	263	0	6	262	0	0	0
Hospital	73	47	0	0	0	6	26
Residential Care	2	0	0	0	2	0	0
Substance Abuse	163	0	161	2	0	0	0
<b>Sex</b>							
Female	340	126	75	124	0	79	26
Male	430	163	129	138	2	52	30
<b>Age</b>							
0-04	17	1	6	10	0	0	0
05-17	112	42	14	55	0	8	11
18-20	54	18	14	24	0	5	5
21-24	62	21	19	29	0	3	3
25-34	179	63	60	74	0	23	10
35-44	190	73	60	47	2	42	12
45-54	92	41	26	19	0	22	8
55-64	40	22	4	3	0	14	3
65-74	15	7	1	1	0	6	4
75-84	6	1	0	0	0	5	0
85+	3	0	0	0	0	3	0
<b>Race</b>							
White	511	207	121	165	1	89	43
Black	79	22	21	22	1	21	6
Native American	151	49	52	59	0	16	4
Hispanic	13	3	3	7	0	0	1
Asian	1	0	0	0	0	1	1
Two or More Races	35	11	15	9	0	4	1
<b>Presenting Problem/Diagnosis</b>							
Alcohol Abuse	62	11	55	1	0	1	1
Developmental Disorder	38	35	1	0	0	3	7
Mood Disorder	185	133	21	0	1	48	20
Non Alcohol/Drug Related Organic	6	2	0	0	0	4	1
Other Non-Psychotic	55	30	3	0	0	25	6
Other Psychotic	65	41	3	0	1	25	7
Personality Disorder	2	1	0	0	0	2	0
Schizophrenia	40	20	0	0	0	18	8
Social Conditions	277	3	20	258	0	1	0
Substance Related	123	24	110	3	0	4	6
<b>Other Indicators</b>							
Any Alcohol/Drug Problem	309	138	187	6	0	38	20
Custody of DHS	3	0	3	0	0	0	0
Custody of DOC	44	7	34	6	0	2	0
Custody of OJA	2	0	1	0	0	1	0
Deaf and Hearing Impaired	3	2	2	0	0	0	0
Dual Diagnosis	49	37	13	0	0	12	4
Homeless	22	12	5	3	0	1	3
Indigent	737	281	195	243	2	131	55

Notes: Information in this table is based on data reported to DMHSAS as of 01/01/2002. The same client may be counted in more than one category, e.g., clients can receive services under more than one contract source, in more than one "County of Residence," or may have multiple "Other Indicators." Please see Definition page for other considerations.

Oklahoma Department of Mental Health and Substance Abuse Services  
 Counts of Admitted Clients Served by Funding Source for Each County of Residence During FY2001

**COUNTY OF RESIDENCE = SEMINOLE**

	<b>Funding Source</b>						
	<b>Total</b>	<b>Mental Health</b>	<b>Substance Abuse</b>	<b>Domestic Violence</b>	<b>Residential Care</b>	<b>Medicaid</b>	<b>Other</b>
SED (6-17)	16	12	0	0	0	2	8
SMI (If ever)	324	195	45	33	2	114	38

Oklahoma Department of Mental Health and Substance Abuse Services  
**Counts of Admitted Clients Served by Funding Source for Each County of Residence During FY2001**

**COUNTY OF RESIDENCE = SEQUOYAH**

	Funding Source						
	Total	Mental Health	Substance Abuse	Domestic Violence	Residential Care	Medicaid	Other
<b>Total</b>							
Unduplicated Count	555	258	113	36	20	173	259
<b>Agency Type</b>							
Community Mental Health Center	460	243	79	0	0	172	235
Domestic Violence and Sexual Assault	50	0	3	36	0	0	23
Hospital	21	19	0	0	0	1	3
Residential Care	20	0	0	0	20	0	0
Substance Abuse	36	0	36	0	0	0	0
<b>Sex</b>							
Female	279	112	39	27	3	106	131
Male	276	146	74	9	17	67	128
<b>Age</b>							
0-04	5	0	0	5	0	0	0
05-17	52	6	0	14	0	21	18
18-20	21	8	5	1	0	4	10
21-24	37	18	16	1	1	4	10
25-34	111	59	33	8	1	22	50
35-44	144	72	35	6	6	43	67
45-54	121	61	19	1	9	56	66
55-64	54	31	5	0	3	19	32
65-74	8	2	0	0	0	4	4
75-84	2	1	0	0	0	0	2
<b>Race</b>							
White	460	229	89	24	19	149	214
Black	14	5	3	0	0	5	7
Native American	74	27	18	8	0	17	30
Hispanic	2	0	1	1	0	0	1
Asian	7	2	0	4	0	0	4
Two or More Races	12	4	2	1	1	1	4
Unknown	1	1	0	0	0	1	0
<b>Presenting Problem/Diagnosis</b>							
Alcohol Abuse	22	14	15	0	0	1	3
Developmental Disorder	21	4	0	0	0	12	9
Mood Disorder	224	124	15	0	4	87	111
Non Alcohol/Drug Related Organic	3	3	0	0	0	2	2
Other Non-Psychotic	48	29	4	0	0	19	18
Other Psychotic	56	28	4	0	10	23	37
Personality Disorder	2	1	1	0	0	0	2
Schizophrenia	42	19	2	0	0	24	26
Social Conditions	54	1	3	36	3	0	23
Substance Related	108	43	73	0	3	5	29
Unknown/Other	1	0	0	0	0	0	1
<b>Other Indicators</b>							
Any Alcohol/Drug Problem	186	99	96	4	4	22	60
Custody of DHS	9	0	0	0	0	7	3
Custody of DOC	18	4	11	0	0	2	6
Custody of OJA	1	0	0	0	0	1	0
Deaf and Hearing Impaired	2	1	0	0	0	2	1
Dual Diagnosis	30	23	10	0	0	7	14
Homeless	29	6	5	18	0	0	12

Notes: Information in this table is based on data reported to DMHSAS as of 01/01/2002. The same client may be counted in more than one category, e.g., clients can receive services under more than one contract source, in more than one "County of Residence," or may have multiple "Other Indicators." Please see Definition page for other considerations.

Oklahoma Department of Mental Health and Substance Abuse Services  
 Counts of Admitted Clients Served by Funding Source for Each County of Residence During FY2001

COUNTY OF RESIDENCE = SEQUOYAH

	Funding Source						
	Total	Mental Health	Substance Abuse	Domestic Violence	Residential Care	Medicaid	Other
Indigent	543	252	112	36	19	171	251
SED (6-17)	28	4	0	0	0	19	9
SMI (If ever)	382	207	67	6	19	146	206

Oklahoma Department of Mental Health and Substance Abuse Services  
**Counts of Admitted Clients Served by Funding Source for Each County of Residence During FY2001**  
**COUNTY OF RESIDENCE = STEPHENS**

	Funding Source						
	Total	Mental Health	Substance Abuse	Domestic Violence	Residential Care	Medicaid	Other
<b>Total</b>							
Unduplicated Count	909	169	148	415	21	97	262
<b>Agency Type</b>							
Community Mental Health Center	410	162	32	0	0	96	260
Domestic Violence and Sexual Assault	416	0	1	415	0	0	0
Hospital	13	12	0	0	0	1	0
Residential Care	21	0	0	0	21	0	0
Substance Abuse	121	0	119	0	0	0	2
<b>Sex</b>							
Female	531	65	37	339	9	60	125
Male	378	104	111	76	12	37	137
<b>Age</b>							
0-04	56	0	0	55	0	0	1
05-17	107	3	8	87	0	7	6
18-20	47	8	18	10	2	4	16
21-24	112	24	29	51	1	11	20
25-34	218	51	39	99	5	16	58
35-44	237	48	44	90	3	30	86
45-54	92	23	7	18	8	22	48
55-64	29	11	2	3	2	6	19
65-74	8	1	1	2	0	0	6
75-84	3	0	0	0	0	1	2
<b>Race</b>							
White	735	152	127	293	18	83	238
Black	49	7	8	26	1	5	9
Native American	35	5	6	16	1	5	9
Hispanic	31	2	3	26	0	0	2
Asian	2	0	0	1	0	1	0
Two or More Races	77	3	4	64	1	3	4
<b>Presenting Problem/Diagnosis</b>							
Alcohol Abuse	66	14	40	0	0	6	18
Developmental Disorder	11	5	0	0	0	5	3
Mood Disorder	159	74	0	0	2	33	112
Non Alcohol/Drug Related Organic	2	0	0	0	0	0	2
Other Non-Psychotic	44	20	0	0	0	9	27
Other Psychotic	74	30	0	0	14	17	42
Schizophrenia	51	13	0	0	0	25	32
Social Conditions	419	0	2	415	0	0	2
Substance Related	141	17	108	0	0	5	25
Deferred/No Diagnosis	5	0	0	0	5	0	0
<b>Other Indicators</b>							
Any Alcohol/Drug Problem	259	59	147	1	1	19	69
Custody of DHS	1	0	0	0	0	1	0
Custody of DOC	12	1	8	2	0	0	2
Deaf and Hearing Impaired	6	1	0	2	0	1	3
Dual Diagnosis	25	15	1	0	0	6	12
Homeless	37	0	2	32	0	1	2
Indigent	825	158	140	370	21	94	233
SED (6-17)	9	2	0	0	0	5	5
SMI (If ever)	204	69	7	21	21	67	129

Notes: Information in this table is based on data reported to DMHSAS as of 01/01/2002. The same client may be counted in more than one category, e.g., clients can receive services under more than one contract source, in more than one "County of Residence," or may have multiple "Other Indicators." Please see Definition page for other considerations.

**Oklahoma Department of Mental Health and Substance Abuse Services**  
**Counts of Admitted Clients Served by Funding Source for Each County of Residence During FY2001**  
**COUNTY OF RESIDENCE = TEXAS**

	<b>Funding Source</b>						
	<b>Total</b>	<b>Mental Health</b>	<b>Substance Abuse</b>	<b>Domestic Violence</b>	<b>Residential Care</b>	<b>Medicaid</b>	<b>Other</b>
<b>Total</b>							
Unduplicated Count	430	182	101	106	0	38	185
<b>Agency Type</b>							
Community Mental Health Center	241	181	0	0	0	37	185
Domestic Violence and Sexual Assault	106	0	0	106	0	0	0
Hospital	2	1	0	0	0	1	0
Substance Abuse	101	0	101	0	0	0	0
<b>Sex</b>							
Female	261	119	32	87	0	25	125
Male	169	63	69	19	0	13	60
<b>Age</b>							
0-04	25	0	2	23	0	0	0
05-17	64	10	15	29	0	7	15
18-20	43	14	22	5	0	9	7
21-24	43	14	13	13	0	2	14
25-34	82	36	22	18	0	5	37
35-44	99	57	21	15	0	8	55
45-54	45	30	5	3	0	4	32
55-64	18	15	0	0	0	2	16
65-74	7	3	1	0	0	1	5
75-84	2	2	0	0	0	0	2
85+	2	1	0	0	0	0	2
<b>Race</b>							
White	304	158	75	37	0	33	165
Black	8	2	1	3	0	0	3
Native American	12	5	3	2	0	0	3
Hispanic	90	16	22	48	0	4	13
Asian	1	1	0	0	0	1	0
Two or More Races	17	0	0	16	0	0	1
<b>Presenting Problem/Diagnosis</b>							
Alcohol Abuse	64	5	57	0	0	0	6
Developmental Disorder	10	4	0	0	0	3	5
Mood Disorder	159	118	0	0	0	25	123
Non Alcohol/Drug Related Organic	2	1	0	0	0	0	2
Other Non-Psychotic	27	21	0	0	0	5	20
Other Psychotic	14	12	0	0	0	2	12
Personality Disorder	1	1	0	0	0	0	0
Schizophrenia	13	11	0	0	0	2	11
Social Conditions	110	2	2	106	0	0	1
Substance Related	50	7	42	0	0	1	5
<b>Other Indicators</b>							
Any Alcohol/Drug Problem	170	68	99	1	0	13	59
Custody of DHS	2	0	0	0	0	1	1
Custody of DOC	23	1	22	0	0	0	1
Custody of OJA	8	0	8	0	0	0	0
Deaf and Hearing Impaired	1	1	0	0	0	0	1
Dual Diagnosis	29	26	1	0	0	7	22
Homeless	10	3	4	2	0	2	2
Indigent	408	177	101	101	0	36	169
SED (6-17)	3	2	0	0	0	1	1

Notes: Information in this table is based on data reported to DMHSAS as of 01/01/2002. The same client may be counted in more than one category, e.g., clients can receive services under more than one contract source, in more than one "County of Residence," or may have multiple "Other Indicators." Please see Definition page for other considerations.



Oklahoma Department of Mental Health and Substance Abuse Services  
**Counts of Admitted Clients Served by Funding Source for Each County of Residence During FY2001**  
**COUNTY OF RESIDENCE = TEXAS**

	<b>Funding Source</b>						
	<b>Total</b>	<b>Mental Health</b>	<b>Substance Abuse</b>	<b>Domestic Violence</b>	<b>Residential Care</b>	<b>Medicaid</b>	<b>Other</b>
SMI (If ever)	76	57	6	5	0	14	55

Oklahoma Department of Mental Health and Substance Abuse Services  
 Counts of Admitted Clients Served by Funding Source for Each County of Residence During FY2001

COUNTY OF RESIDENCE = TILLMAN

	Funding Source						
	Total	Mental Health	Substance Abuse	Domestic Violence	Residential Care	Medicaid	Other
<b>Total</b>							
Unduplicated Count	110	36	36	18	0	10	39
<b>Agency Type</b>							
Community Mental Health Center	52	31	0	0	0	8	39
Domestic Violence and Sexual Assault	18	0	0	18	0	0	0
Hospital	9	7	0	0	0	2	0
Substance Abuse	36	0	36	0	0	0	1
<b>Sex</b>							
Female	57	21	9	14	0	7	24
Male	53	15	27	4	0	3	15
<b>Age</b>							
0-04	5	0	2	3	0	0	0
05-17	11	3	0	5	0	2	2
18-20	15	4	7	3	0	0	1
21-24	9	2	5	1	0	0	1
25-34	18	5	9	1	0	0	5
35-44	32	16	9	3	0	5	16
45-54	14	5	4	2	0	1	8
55-64	5	1	0	0	0	2	5
65-74	1	0	0	0	0	0	1
<b>Race</b>							
White	69	26	20	8	0	8	30
Black	18	8	5	4	0	1	4
Native American	6	0	4	0	0	0	2
Hispanic	13	1	6	5	0	0	2
Asian	1	1	0	0	0	0	1
Two or More Races	3	0	1	1	0	1	0
<b>Presenting Problem/Diagnosis</b>							
Alcohol Abuse	18	3	11	0	0	0	6
Mood Disorder	22	16	0	0	0	4	13
Other Non-Psychotic	5	3	0	0	0	0	3
Other Psychotic	11	6	0	0	0	4	8
Schizophrenia	7	3	0	0	0	2	4
Social Conditions	22	0	3	18	0	0	1
Substance Related	30	6	23	0	0	0	5
<b>Other Indicators</b>							
Any Alcohol/Drug Problem	60	19	33	1	0	3	15
Custody of DHS	2	1	1	0	0	0	0
Custody of DOC	2	0	2	0	0	0	0
Deaf and Hearing Impaired	1	1	0	0	0	0	0
Dual Diagnosis	9	6	1	0	0	2	3
Homeless	2	0	1	1	0	0	0
Indigent	105	35	36	17	0	10	36
SED (6-17)	3	2	0	0	0	1	0
SMI (If ever)	28	15	0	0	0	6	21

Oklahoma Department of Mental Health and Substance Abuse Services  
**Counts of Admitted Clients Served by Funding Source for Each County of Residence During FY2001**  
**COUNTY OF RESIDENCE = TULSA**

	Funding Source						
	Total	Mental Health	Substance Abuse	Domestic Violence	Residential Care	Medicaid	Other
<b>Total</b>							
Unduplicated Count	8,580	4,764	3,749	852	71	583	120
<b>Agency Type</b>							
Community Mental Health Center	4,963	4,624	919	0	0	578	24
Domestic Violence and Sexual Assault	1,035	0	122	851	0	0	75
Hospital	88	72	0	0	0	5	20
Other	219	219	0	0	0	0	0
Residential Care	71	0	0	0	71	0	0
Substance Abuse	2,892	0	2,891	1	0	0	2
<b>Sex</b>							
Female	4,101	2,463	1,282	713	25	329	23
Male	4,479	2,301	2,467	139	46	254	97
<b>Age</b>							
0-04	116	3	11	101	0	2	0
05-17	637	178	259	176	0	47	1
18-20	491	244	252	36	1	13	6
21-24	793	449	368	64	3	22	17
25-34	2,093	1,156	987	225	7	76	31
35-44	2,460	1,392	1,218	170	21	182	44
45-54	1,435	943	541	65	22	148	16
55-64	437	316	102	13	14	61	4
65-74	98	72	11	1	2	25	1
75-84	17	9	0	1	1	6	0
85+	3	2	0	0	0	1	0
<b>Race</b>							
White	5,895	3,612	2,381	486	55	402	75
Black	1,685	772	804	223	11	133	27
Native American	594	194	387	59	3	24	10
Hispanic	188	75	72	50	0	6	2
Asian	44	29	7	7	0	6	1
Two or More Races	288	114	145	27	2	13	5
<b>Presenting Problem/Diagnosis</b>							
Alcohol Abuse	946	129	869	3	3	1	2
Developmental Disorder	125	89	5	0	14	23	2
Mood Disorder	2,872	2,705	579	0	28	219	9
Non Alcohol/Drug Related Organic	35	31	0	0	0	8	0
Other Non-Psychotic	500	470	26	0	0	49	1
Other Psychotic	716	655	102	0	18	87	12
Personality Disorder	55	50	10	0	0	7	0
Schizophrenia	663	581	99	0	0	186	13
Social Conditions	1,074	44	118	846	5	0	73
Substance Related	2,229	141	2,155	2	0	5	8
Unknown/Other	4	0	1	0	3	0	0
Deferred/No Diagnosis	8	5	1	1	1	0	1
<b>Other Indicators</b>							
Any Alcohol/Drug Problem	4,923	2,133	3,624	54	9	209	28
Custody of DHS	42	13	10	0	0	25	0
Custody of DOC	374	44	333	2	0	0	0
Custody of OJA	23	1	20	0	0	2	0
Deaf and Hearing Impaired	21	10	5	2	2	6	0

Notes: Information in this table is based on data reported to DMHSAS as of 01/01/2002. The same client may be counted in more than one category, e.g., clients can receive services under more than one contract source, in more than one "County of Residence," or may have multiple "Other Indicators." Please see Definition page for other considerations.

Oklahoma Department of Mental Health and Substance Abuse Services  
**Counts of Admitted Clients Served by Funding Source for Each County of Residence During FY2001**  
**COUNTY OF RESIDENCE = TULSA**

	<b>Funding Source</b>						
	<b>Total</b>	<b>Mental Health</b>	<b>Substance Abuse</b>	<b>Domestic Violence</b>	<b>Residential Care</b>	<b>Medicaid</b>	<b>Other</b>
Dual Diagnosis	1,262	1,145	634	0	0	135	6
Homeless	974	494	392	236	1	35	6
Indigent	8,166	4,628	3,546	779	69	578	85
SED (6-17)	161	133	3	0	0	35	0
SMI (If ever)	5,055	4,433	1,336	121	71	530	38

Oklahoma Department of Mental Health and Substance Abuse Services  
**Counts of Admitted Clients Served by Funding Source for Each County of Residence During FY2001**  
**COUNTY OF RESIDENCE = WAGONER**

	Funding Source						
	Total	Mental Health	Substance Abuse	Domestic Violence	Residential Care	Medicaid	Other
<b>Total</b>							
Unduplicated Count	705	252	215	63	25	177	222
<b>Agency Type</b>							
Community Mental Health Center	502	233	108	0	0	176	189
Domestic Violence and Sexual Assault	87	0	8	63	0	0	34
Hospital	9	7	0	0	0	1	2
Other	12	12	0	0	0	0	0
Residential Care	25	0	0	0	25	0	0
Substance Abuse	119	0	119	0	0	0	0
<b>Sex</b>							
Female	373	119	71	56	13	120	130
Male	332	133	144	7	12	57	92
<b>Age</b>							
0-04	11	1	1	6	0	2	1
05-17	68	13	1	14	0	39	11
18-20	53	15	23	5	2	7	12
21-24	77	30	38	7	0	16	24
25-34	158	59	65	17	4	39	46
35-44	187	72	58	13	9	30	59
45-54	103	40	27	1	5	29	42
55-64	36	15	1	0	5	13	18
65-74	10	5	1	0	0	1	7
75-84	2	2	0	0	0	1	2
<b>Race</b>							
White	537	208	162	37	19	129	167
Black	64	20	18	2	5	26	21
Native American	68	17	28	6	1	17	21
Hispanic	15	5	1	5	0	3	3
Asian	3	0	1	0	0	2	0
Two or More Races	29	4	8	14	0	0	13
<b>Presenting Problem/Diagnosis</b>							
Alcohol Abuse	56	13	40	1	2	0	8
Developmental Disorder	39	13	12	0	1	17	15
Mood Disorder	192	107	9	0	7	69	69
Non Alcohol/Drug Related Organic	4	3	0	0	0	2	1
Other Non-Psychotic	63	35	1	0	0	21	17
Other Psychotic	60	30	3	0	12	16	16
Personality Disorder	1	1	0	0	0	0	1
Schizophrenia	37	17	1	0	0	19	21
Social Conditions	86	1	6	61	2	0	32
Substance Related	204	40	147	1	1	33	45
<b>Other Indicators</b>							
Any Alcohol/Drug Problem	325	103	204	10	4	45	68
Custody of DHS	7	2	0	0	0	4	2
Custody of DOC	30	8	23	0	0	3	6
Custody of OJA	1	0	0	0	0	1	0
Deaf and Hearing Impaired	1	0	0	0	1	0	0
Dual Diagnosis	30	25	8	0	0	4	6
Homeless	46	14	6	22	2	0	10
Indigent	663	244	201	55	25	173	202

Notes: Information in this table is based on data reported to DMHSAS as of 01/01/2002. The same client may be counted in more than one category, e.g., clients can receive services under more than one contract source, in more than one "County of Residence," or may have multiple "Other Indicators." Please see Definition page for other considerations.

Oklahoma Department of Mental Health and Substance Abuse Services  
**Counts of Admitted Clients Served by Funding Source for Each County of Residence During FY2001**  
**COUNTY OF RESIDENCE = WAGONER**

	<b>Funding Source</b>						
	<b>Total</b>	<b>Mental Health</b>	<b>Substance Abuse</b>	<b>Domestic Violence</b>	<b>Residential Care</b>	<b>Medicaid</b>	<b>Other</b>
SED (6-17)	26	7	0	0	0	17	6
SMI (If ever)	348	189	66	8	25	99	132

Oklahoma Department of Mental Health and Substance Abuse Services  
**Counts of Admitted Clients Served by Funding Source for Each County of Residence During FY2001**  
**COUNTY OF RESIDENCE = WASHINGTON**

	Funding Source						
	Total	Mental Health	Substance Abuse	Domestic Violence	Residential Care	Medicaid	Other
<b>Total</b>							
Unduplicated Count	1,262	405	283	473	2	207	108
<b>Agency Type</b>							
Community Mental Health Center	517	397	0	0	0	207	0
Domestic Violence and Sexual Assault	528	0	0	473	0	0	107
Hospital	8	8	0	0	0	0	1
Other	2	2	0	0	0	0	0
Residential Care	2	0	0	0	2	0	0
Substance Abuse	283	0	283	0	0	0	0
<b>Sex</b>							
Female	683	211	88	345	0	142	21
Male	579	194	195	128	2	65	87
<b>Age</b>							
0-04	11	0	1	10	0	0	0
05-17	88	10	23	51	0	6	1
18-20	86	21	28	35	0	3	6
21-24	124	35	31	51	0	8	18
25-34	361	114	82	158	0	47	34
35-44	326	101	79	114	0	51	40
45-54	161	75	29	41	1	41	8
55-64	76	37	6	10	1	38	0
65-74	21	11	4	3	0	6	1
75-84	7	1	0	0	0	6	0
85+	1	0	0	0	0	1	0
<b>Race</b>							
White	957	318	201	347	1	182	67
Black	77	22	25	22	0	8	10
Native American	160	47	35	66	1	14	21
Hispanic	16	1	6	8	0	1	2
Asian	3	1	0	3	0	0	1
Two or More Races	70	17	23	27	0	2	7
<b>Presenting Problem/Diagnosis</b>							
Alcohol Abuse	126	14	116	0	0	1	0
Developmental Disorder	8	5	0	0	0	4	0
Mood Disorder	300	234	0	0	2	113	0
Non Alcohol/Drug Related Organic	3	2	0	0	0	1	0
Other Non-Psychotic	55	44	0	0	0	16	0
Other Psychotic	38	30	0	0	0	13	1
Personality Disorder	5	3	0	0	0	3	0
Schizophrenia	96	65	0	0	0	54	0
Social Conditions	533	0	7	473	0	0	107
Substance Related	178	9	170	0	0	2	0
<b>Other Indicators</b>							
Any Alcohol/Drug Problem	421	143	279	0	1	43	0
Custody of DHS	6	0	0	1	0	5	0
Custody of DOC	32	3	17	7	0	1	10
Custody of OJA	1	0	1	0	0	0	0
Deaf and Hearing Impaired	3	1	0	2	0	0	0
Dual Diagnosis	80	76	1	0	0	16	0
Homeless	31	7	7	17	0	1	0

Notes: Information in this table is based on data reported to DMHSAS as of 01/01/2002. The same client may be counted in more than one category, e.g., clients can receive services under more than one contract source, in more than one "County of Residence," or may have multiple "Other Indicators." Please see Definition page for other considerations.

Oklahoma Department of Mental Health and Substance Abuse Services  
**Counts of Admitted Clients Served by Funding Source for Each County of Residence During FY2001**  
**COUNTY OF RESIDENCE = WASHINGTON**

	<b>Funding Source</b>						
	<b>Total</b>	<b>Mental Health</b>	<b>Substance Abuse</b>	<b>Domestic Violence</b>	<b>Residential Care</b>	<b>Medicaid</b>	<b>Other</b>
Indigent	1,191	398	276	421	2	207	94
SED (6-17)	14	9	0	0	0	6	0
SMI (If ever)	541	372	47	63	2	197	10



Oklahoma Department of Mental Health and Substance Abuse Services  
**Counts of Admitted Clients Served by Funding Source for Each County of Residence During FY2001**  
**COUNTY OF RESIDENCE = WASHITA**

	Funding Source						
	Total	Mental Health	Substance Abuse	Domestic Violence	Residential Care	Medicaid	Other
<b>Total</b>							
Unduplicated Count	177	72	43	50	0	43	2
<b>Agency Type</b>							
Community Mental Health Center	92	72	5	0	0	41	2
Domestic Violence and Sexual Assault	53	0	3	50	0	0	0
Hospital	3	1	0	0	0	2	0
Substance Abuse	35	0	35	0	0	0	0
<b>Sex</b>							
Female	101	42	17	36	0	29	1
Male	76	30	26	14	0	14	1
<b>Age</b>							
0-04	10	1	2	7	0	1	0
05-17	27	6	7	12	0	4	0
18-20	15	7	4	3	0	4	0
21-24	16	2	7	5	0	3	0
25-34	35	17	13	9	0	7	1
35-44	39	23	7	6	0	10	1
45-54	22	10	2	7	0	4	0
55-64	8	5	1	0	0	7	0
65-74	2	1	0	1	0	0	0
75-84	3	0	0	0	0	3	0
<b>Race</b>							
White	165	70	37	45	0	42	2
Black	1	0	1	0	0	0	0
Native American	1	0	1	0	0	0	0
Hispanic	5	1	1	3	0	0	0
Asian	1	0	1	0	0	0	0
Two or More Races	6	1	2	2	0	1	0
<b>Presenting Problem/Diagnosis</b>							
Alcohol Abuse	13	1	10	1	0	1	0
Developmental Disorder	6	2	0	4	0	1	0
Mood Disorder	43	32	1	0	0	22	1
Non Alcohol/Drug Related Organic	1	1	0	0	0	0	0
Other Non-Psychotic	20	17	0	0	0	8	0
Other Psychotic	11	8	0	0	0	7	1
Personality Disorder	2	2	0	0	0	0	0
Schizophrenia	7	6	0	0	0	4	0
Social Conditions	45	0	2	43	0	0	0
Substance Related	33	4	30	0	0	0	0
Deferred/No Diagnosis	2	0	0	2	0	0	0
<b>Other Indicators</b>							
Any Alcohol/Drug Problem	66	20	41	5	0	7	2
Custody of DOC	1	0	1	0	0	0	0
Custody of OJA	1	1	0	0	0	1	0
Deaf and Hearing Impaired	1	1	0	0	0	1	0
Dual Diagnosis	9	7	1	0	0	4	2
Homeless	11	0	1	10	0	0	0
Indigent	171	71	41	47	0	43	2
SED (6-17)	2	1	0	0	0	2	0
SMI (If ever)	68	47	6	6	0	30	2

Notes: Information in this table is based on data reported to DMHSAS as of 01/01/2002. The same client may be counted in more than one category, e.g., clients can receive services under more than one contract source, in more than one "County of Residence," or may have multiple "Other Indicators." Please see Definition page for other considerations.

Oklahoma Department of Mental Health and Substance Abuse Services  
**Counts of Admitted Clients Served by Funding Source for Each County of Residence During FY2001**  
**COUNTY OF RESIDENCE = WOODS**

	Funding Source						
	Total	Mental Health	Substance Abuse	Domestic Violence	Residential Care	Medicaid	Other
<b>Total</b>							
Unduplicated Count	296	187	23	16	0	34	156
<b>Agency Type</b>							
Community Mental Health Center	265	187	1	0	0	34	156
Domestic Violence and Sexual Assault	16	0	0	16	0	0	0
Substance Abuse	22	0	22	0	0	0	0
<b>Sex</b>							
Female	163	105	7	15	0	20	85
Male	133	82	16	1	0	14	71
<b>Age</b>							
0-04	13	0	12	1	0	0	0
05-17	52	32	2	1	0	12	29
18-20	17	12	2	0	0	1	8
21-24	27	21	0	2	0	2	9
25-34	60	45	6	3	0	3	27
35-44	66	44	0	6	0	7	37
45-54	34	21	1	2	0	7	23
55-64	15	7	0	0	0	0	14
65-74	3	0	0	0	0	2	2
75-84	9	5	0	1	0	0	7
<b>Race</b>							
White	271	174	18	15	0	32	148
Black	7	0	3	0	0	2	3
Native American	6	4	1	0	0	0	2
Hispanic	2	1	0	1	0	0	0
Asian	3	3	0	0	0	0	2
Two or More Races	7	5	1	0	0	0	1
<b>Presenting Problem/Diagnosis</b>							
Alcohol Abuse	16	11	3	0	0	2	9
Developmental Disorder	18	11	0	0	0	6	10
Mood Disorder	152	111	0	0	0	16	89
Non Alcohol/Drug Related Organic	3	2	0	0	0	1	2
Other Non-Psychotic	38	26	0	0	0	3	24
Other Psychotic	11	8	0	0	0	2	9
Schizophrenia	6	3	0	0	0	2	3
Social Conditions	47	12	14	16	0	1	9
Substance Related	10	3	6	0	0	1	1
<b>Other Indicators</b>							
Any Alcohol/Drug Problem	78	57	9	0	0	9	34
Custody of DHS	7	2	4	0	0	1	1
Custody of DOC	1	1	0	0	0	0	1
Custody of OJA	2	1	0	0	0	1	1
Dual Diagnosis	12	9	0	0	0	3	5
Homeless	4	2	1	1	0	0	1
Indigent	270	185	22	13	0	34	134
SED (6-17)	2	1	0	0	0	1	0
SMI (If ever)	75	49	1	6	0	14	46

Notes: Information in this table is based on data reported to DMHSAS as of 01/01/2002. The same client may be counted in more than one category, e.g., clients can receive services under more than one contract source, in more than one "County of Residence," or may have multiple "Other Indicators." Please see Definition page for other considerations.

Oklahoma Department of Mental Health and Substance Abuse Services  
**Counts of Admitted Clients Served by Funding Source for Each County of Residence During FY2001**  
**COUNTY OF RESIDENCE = WOODWARD**

	Funding Source						
	Total	Mental Health	Substance Abuse	Domestic Violence	Residential Care	Medicaid	Other
<b>Total</b>							
Unduplicated Count	741	455	21	101	3	128	434
<b>Agency Type</b>							
Community Mental Health Center	640	451	1	0	0	127	432
Domestic Violence and Sexual Assault	101	0	0	101	0	0	1
Hospital	8	5	0	0	0	2	2
Residential Care	3	0	0	0	3	0	0
Substance Abuse	20	0	20	0	0	0	0
<b>Sex</b>							
Female	410	245	6	75	1	71	240
Male	331	210	15	26	2	57	194
<b>Age</b>							
0-04	22	2	0	20	0	0	1
05-17	142	67	1	20	0	48	69
18-20	57	46	1	6	0	17	23
21-24	73	50	4	15	0	9	37
25-34	133	88	6	16	0	13	77
35-44	150	96	6	13	0	19	104
45-54	92	55	3	9	1	14	68
55-64	53	35	0	2	2	8	42
65-74	17	15	0	0	0	0	12
75-84	2	1	0	0	0	0	1
<b>Race</b>							
White	684	426	18	86	3	118	407
Black	10	5	0	2	0	4	5
Native American	30	13	2	8	0	4	12
Hispanic	13	8	0	4	0	1	7
Asian	1	1	0	0	0	0	0
Two or More Races	5	2	1	1	0	1	3
<b>Presenting Problem/Diagnosis</b>							
Alcohol Abuse	33	21	3	0	0	1	23
Developmental Disorder	50	26	0	0	1	18	30
Mood Disorder	321	232	0	0	0	48	221
Non Alcohol/Drug Related Organic	12	10	0	0	0	3	9
Other Non-Psychotic	110	78	0	0	0	22	61
Other Psychotic	34	25	0	0	1	11	26
Personality Disorder	2	1	0	0	0	1	1
Schizophrenia	30	19	0	0	0	15	25
Social Conditions	116	10	0	101	1	0	12
Substance Related	55	33	18	0	0	9	27
<b>Other Indicators</b>							
Any Alcohol/Drug Problem	227	168	21	0	0	30	146
Custody of DHS	19	6	0	0	0	17	16
Custody of DOC	1	0	1	0	0	0	0
Custody of OJA	5	2	0	0	0	3	3
Deaf and Hearing Impaired	1	1	0	0	0	0	1
Dual Diagnosis	78	65	0	0	0	13	61
Homeless	20	9	2	5	0	5	9
Indigent	674	444	21	91	3	125	379
SED (6-17)	29	12	0	0	0	19	22

Notes: Information in this table is based on data reported to DMHSAS as of 01/01/2002. The same client may be counted in more than one category, e.g., clients can receive services under more than one contract source, in more than one "County of Residence," or may have multiple "Other Indicators." Please see Definition page for other considerations.

Oklahoma Department of Mental Health and Substance Abuse Services  
**Counts of Admitted Clients Served by Funding Source for Each County of Residence During FY2001**  
**COUNTY OF RESIDENCE = WOODWARD**

	<b>Funding Source</b>						
	<b>Total</b>	<b>Mental Health</b>	<b>Substance Abuse</b>	<b>Domestic Violence</b>	<b>Residential Care</b>	<b>Medicaid</b>	<b>Other</b>
SMI (If ever)	235	162	4	11	3	50	172

Oklahoma Department of Mental Health and Substance Abuse Services  
**Counts of Admitted Clients Served by Funding Source for Each County of Residence During FY2001**  
**COUNTY OF RESIDENCE = OUT OF STATE/UNKNOWN**

	Funding Source						
	Total	Mental Health	Substance Abuse	Domestic Violence	Residential Care	Medicaid	Other
<b>Total</b>							
Unduplicated Count	639	147	113	319	9	19	77
<b>Agency Type</b>							
Community Mental Health Center	176	120	12	0	0	18	55
Domestic Violence and Sexual Assault	313	0	3	313	0	0	1
Hospital	53	31	0	0	0	1	23
Residential Care	9	0	0	0	9	0	0
Substance Abuse	105	0	98	7	0	0	0
<b>Sex</b>							
Female	374	66	40	241	5	11	40
Male	265	81	73	78	4	8	37
<b>Age</b>							
0-04	59	0	3	57	0	0	0
05-17	94	1	1	91	0	0	1
18-20	45	8	11	14	0	4	10
21-24	50	15	12	17	1	0	5
25-34	123	30	35	50	2	2	10
35-44	142	45	30	51	1	8	25
45-54	91	32	19	28	4	3	18
55-64	30	13	2	11	0	1	8
65-74	4	2	0	0	1	1	0
75-84	1	1	0	0	0	0	0
<b>Race</b>							
White	433	118	87	182	7	14	62
Black	79	14	10	50	1	0	6
Native American	50	9	7	31	0	4	3
Hispanic	35	0	4	26	0	0	5
Asian	3	1	0	2	0	0	0
Two or More Races	36	3	3	29	0	1	1
Unknown	5	2	2	0	1	0	0
<b>Presenting Problem/Diagnosis</b>							
Alcohol Abuse	55	8	44	0	0	0	5
Developmental Disorder	1	0	0	0	1	0	0
Mood Disorder	86	55	2	0	3	8	31
Non Alcohol/Drug Related Organic	2	2	0	0	0	0	0
Other Non-Psychotic	22	13	1	0	0	4	8
Other Psychotic	63	45	1	0	4	3	19
Schizophrenia	17	12	1	0	0	3	7
Social Conditions	316	0	7	313	0	0	1
Substance Related	71	11	56	1	0	1	6
Unknown/Other	1	1	0	0	0	0	0
Deferred/No Diagnosis	10	2	2	5	1	0	0
<b>Other Indicators</b>							
Any Alcohol/Drug Problem	191	54	103	15	0	4	27
Custody of DHS	3	1	1	0	0	0	1
Custody of DOC	14	1	11	1	0	0	1
Custody of OJA	1	0	0	0	0	0	1
Deaf and Hearing Impaired	1	1	0	0	0	0	0
Dual Diagnosis	37	25	2	0	0	2	11
Homeless	193	26	9	152	1	2	7

Notes: Information in this table is based on data reported to DMHSAS as of 01/01/2002. The same client may be counted in more than one category, e.g., clients can receive services under more than one contract source, in more than one "County of Residence," or may have multiple "Other Indicators." Please see Definition page for other considerations.

Oklahoma Department of Mental Health and Substance Abuse Services  
**Counts of Admitted Clients Served by Funding Source for Each County of Residence During FY2001**  
**COUNTY OF RESIDENCE = OUT OF STATE/UNKNOWN**

	<b>Funding Source</b>						
	<b>Total</b>	<b>Mental Health</b>	<b>Substance Abuse</b>	<b>Domestic Violence</b>	<b>Residential Care</b>	<b>Medicaid</b>	<b>Other</b>
Indigent	593	138	102	305	8	17	67
SED (6-17)	1	1	0	0	0	0	0
SMI (If ever)	191	112	21	28	8	12	47

## **Definitions of Terms and Categorization Variables**

---

The following are definitions of terms and categorization variables used in this Data Book report.

### **Admitted Clients Served**

Admitted Clients Served had an admission transaction in the ICIS before or during the report year and had received a service during the year. For this section, they are counted only once in the total for each level of aggregation. This is called an unduplicated count.

### **Age**

Client age is computed using the client's age at the middle of the fiscal year.

### **Contacts**

Individuals are counted as contacts when they call or visit an agency, but are not admitted.

### **Funding Source**

Funding Source helps identify the payment source of services. Frequently, clients receive services under multiple funding sources. The funding source categories for this report were Mental Health, Substance Abuse, Domestic Violence, Residential Care, Medicaid, and Other.

### **ICIS**

The Oklahoma Department of Mental Health and Substance Abuse Services maintains an agency-wide database, the Integrated Client Information System (ICIS), to which all Department-funded services and transactions are reported. The ICIS contains demographic and service information about clients and agencies.

### **List of Agencies by Type**

The following is a list of agencies by type that provided data during the Fiscal Year 2001:

**AGENCY TYPE****AGENCY NAME**

---

**Community Mental Health**

ASSOCIATED CENTERS FOR THERAPY, INC.  
BILL WILLIS MENTAL HEALTH  
CARL ALBERT CMHC  
CENTRAL OKLAHOMA CMHC  
CHISHOLM TRAIL COUNSELING SVC  
COMMUNITY COUNSELING CENTER  
CREEKS MENTAL HEALTH SERVICES  
EDWIN FAIR CMHC  
GRAND LAKE M.H.C.  
GREEN COUNTRY BEHAVIORAL HEALTH SERVICES  
HOPE COMMUNITY SERVICES, INC.  
JIM TALIAFERRO CMHC  
MENTAL HEALTH SERVICES OF SOUTHERN OKLAHOMA  
NORTH CARE CENTER  
OK COUNTY CRISIS INTERVENTION CENTER  
PARKSIDE, INC.  
RED ROCK BEHAVIORAL HEALTH SVC  
RED ROCK WEST  
WAGONER COMMUNITY HOSPITAL-BILL WILLIS  
WESTERN STATE PSYCHIATRIC CENTER  
WHEATLAND MH CTR, INC.

**Domestic Violence and Sexual Assault**

ACMI HOUSE INC  
ACTION ASSOCIATES, INC.  
CALL RAPE INC.  
COMMUNITY CRISIS CENTER, INC.  
CRISIS CONTROL CENTER  
DOMESTIC VIOLENCE PROGRAM OF NORTH CENTRAL OK.  
DOMESTIC VIOLENCE INTERVENTION SERVICES  
FAMILY CRISIS & COUNSELING CENTER  
FAMILY CRISIS CENTER, INC.  
FAMILY RESOURCE CENTER  
FAMILY SHELTER  
HELP-IN-CRISIS, INC.  
N.W. DOMESTIC CRISIS SERVICES  
NEW DIRECTIONS, INC.  
OKLMULGEE COUNTY FAMILY RESOURCE CENTER INC.  
PROJECT SAFE, INC.  
ROGERS CO COMMUNITY SERVICES  
S.O.S. FOR FAMILIES  
STEPHENS COUNTY VOLUNTEERS FOR CRISIS INTERVENTION  
STILLWATER DOMESTIC VIOLENCE SERVICE INC.  
TULSA SEXUAL ASSAULT NURSE EXAMINERS PROGRAM



**AGENCY TYPE****AGENCY NAME**

---

WOMEN IN SAFE HOMES, INC.  
WOMEN'S CRISIS SERVICES  
WOMEN'S SERVICE & FAMILY RESOURCE CENTER  
WOMENS RESOURCE CENTER  
YWCA CRISIS CENTER  
YWCA OF OKC CRISIS SERVICES

**Hospitals**

EASTERN STATE HOSPITAL  
GRIFFIN MEMORIAL HOSPITAL  
OKLAHOMA YOUTH CENTER

**Other Agencies**

CENTER FOR CHILDREN & FAMILIES  
CROSSROADS INCORPORATED  
DIVORCE VISITATION ARBITRATION  
PROJECT HEARTLAND  
SAFE HAVEN  
THUNDERBIRD CLUBHOUSE  
TRANSITION HOUSE INC.  
TULSA METROPOLITAN MINISTRY

**Residential Care**

ADA RESIDENTIAL CARE  
BOLEY RESIDENTIAL CARE HOME  
BOLEY RESIDENTIAL CARE HOME II  
CLETA'S COTTAGE  
COPP'S RESIDENTIAL CARE, INC.  
COUNTRY LANE RESIDENTIAL CARE HOME  
DON MENTZER FACILITY  
DOW RESIDENTIAL CARE HOME  
DUNCAN COMMUNITY RESIDENCE INC  
DYCO PROPERTIES, INC.  
EDNA LEE'S RESIDENTIAL CARE  
EL RENO RESIDENTIAL CARE  
FAIR OAKS  
GREEN ACRES  
HAV-TAPINC DBA, THE HARBOR  
HIGH CEDAR RESIDENTIAL CARE  
LAKE FRANCIS RETIREMENT CENTER  
LARI'S RES CARE  
MEADOW BROOK RESCARE  
MILLER COZY HOME, INC.  
NEW BEGINNING  
NORTH FORK RESIDENTIAL CARE  
ORCHARD GROVE  
PADEN RESIDENTIAL CARE  
PRAGUE ASSISTED LIVING CENTER  
RAMBLING ROSE RESIDENTIAL CARE  
SANTE FE RESIDENTIAL CARE

**AGENCY TYPE****AGENCY NAME****Substance Abuse**

SHERRYS OLD FASHIONED R & B  
SOUTHWEST RETIREMENT HOME, INC  
SUGAR MOUNTAIN RETREAT  
SUNNY ACRES BOARDING MANOR, INC.  
SUNNY ACRES RESIDENTIAL CARE

A BETTER CHANCE  
ADA AREA CHEMICAL DEPENDENCY CENTER, INC.  
ALPHA II, INC.  
BRIDGEWAY  
CAA TURNING POINT  
CARE FOR CHANGE, INC.  
CBTI-CREEK COUNTY  
CITIZEN POTOWATIOMI NATION  
COMMUNITY ALCOHOLISM SERVICES  
DRUG RECOVERY, INC.  
EAGLE RIDGE INSTITUTE  
EDMOND FAMILY SERVICES, INC.  
GATEWAY TO PREVENTION/RECOVERY  
HOMINY HEALTH SRVCS CTR INC.  
HOUSE OF HOPE, INC.  
HUMAN SKILLS & RESOURCES  
INDIAN HEALTH CARE RESOURCE CENTER  
KIAMICHI COUNCIL ON ALCOHOLISM  
LASTSTOP  
LATINO COMMUNITY DEVOLOMENT AGENCY  
LEFLORE COUNTY YOUTH & FAMILY SERVICES, INC.  
LIFE IMPROVEMENT CENTER  
LOGAN COUNTY YOUTH AND FAMILY SERVICES INC.  
METRO TULSA SUBSTANCE ABUSE SERVICES  
MONARCH, INC.  
MOORE ALCOHOL AND DRUG CENTER  
MUSKOGEE CO COUNCIL YTH SV  
N.E. OK COUNCIL ON ALCOHOLISM  
NAIC CENTER OF OKLAHOMA ALCOHOL & DRUG SERVICES, INC.  
NATIVE AMERICAN CENTER OF RECOVERY  
NEW DIRECTIONS  
NEW HOPE OF MANGUM  
NEXT STEP NETWORK, INC., (THE)  
NORMAN ALCOHOL AND DRUG TREATMENT CENTER  
NW SUBSTANCE TREATMENT CENTER  
OAKS BEHAVIORAL HEALTH CENTER, (THE)  
OPPORTUNITIES, INC.  
PAYNE CO COUNSELING SVC, INC.  
REFERRAL CENTER, (THE)  
ROADBACK, INC.  
ROGERS COUNTY DRUG ABUSE PROGRAM, INC.  
S.W. YOUTH & FAMILY SERVICES

## AGENCY TYPE

## AGENCY NAME

---

SECOND CHANCE CDU  
STARTING POINT II, INC.  
STREET SCHOOL, INC.  
TOTAL LIFE COUNSELING  
TRI-CITY SUBSTANCE ABUSE CTR  
TRI-CITY YOUTH & FAMILY CENTER  
TURNING POINT  
TWELVE & TWELVE, INC.  
VINITA ALCOHOL AND DRUG TREATMENT CENTER

## ODMHSAS

Refers to the Oklahoma Department of Mental Health and Substance Abuse Services.

## Other Indicators

There are several groups of clients that are of special interest because they have special treatment needs, state or federal requirements regarding their placement or the services they receive, or because they are part of a priority population. The definitions of these groups and criteria for their selection are provided below:

- **Custody of DHS**

The client, 18 years of age or younger, is in the custody of the Department of Human Services.

- **Custody of DOC**

The client is in the custody of the Department of Corrections. Clients under house arrest, electronic monitoring, or in prison are all considered to be in the custody of DOC. Clients on probation or parole are not.

- **Custody of OJA**

The client, 18 years of age or younger, is in the custody of the Office of Juvenile Affairs.

- **Deaf and Hearing Impaired**

Clients who are deaf, hard of hearing, or indicated the need for an interpreter for the deaf were grouped to form the Deaf and Hearing Impaired category.

- **Homeless**

A homeless person under ICIS criteria is a person who: (a) lacks a fixed, regular and adequate night time residence AND (b) has a primary night time residence that is a supervised publicly or privately operated shelter designed to provide temporary living accommodations including welfare hotels, congregate shelters, halfway houses, and transitional housing for the mentally ill; or an institution that provides a temporary residence for individuals intended to be institutionalized; or a public or private place not designed for, or ordinarily used as, a regular sleeping accommodation for human beings, not limited to people living on the streets. Individuals are considered homeless if they have lost their permanent residence, and are temporarily living in a shelter to avoid being on the street. Prisoners being released or in the custody of a correctional facility are not considered homeless at the time of admission for treatment. The definition also excludes persons in a hospital, residential care facility, commercial hotel/motel, supervised apartment, or living with parent/other relative (even if only temporarily). The definition does include domestic violence and sexual assault shelters, as the persons have fled a residence that is not adequate (i.e., not safe).

- **Legal Status**

Legal Status has three categories; Voluntary, Civil Involuntary, and Criminal Involuntary. The categories of legal status (with ICIS codes) are as follows:

**Voluntary.** These clients enter treatment voluntarily and are coded Voluntary Admission (01), Court Voluntary (02), Informal Admission (16), or Other (18).

**Civil Involuntary.** These clients are required by the court system to receive services, even though they may be reluctant. They are coded Court Commitment (03), Order of Detention (06), Juvenile Court Order (07), Transfer – Other Legal Entity (08), Court Ordered Juveniles in Need of Treatment, DHS given custody (10), Court Ordered Juveniles in Need of Treatment Parental Custody Retained (11), Emergency Detention (12), Continued Court Detention (13), 28-Day Court Commitment (14), or Protective Custody (17).

**Criminal Involuntary.** These clients are required to receive services because they have been accused of or have committed a crime. Codes include the following; Incompetent to Stand Trial (04), Not Guilty by Reason of Insanity (05), Court Order for Observation and Evaluation (09), Court Referred DUI Clients (15), Criminal Hold (20), or Court Commit with Hold (21).

- **Adults with Serious Mental Illness (SMI)**

SMI denotes clients who have been identified **at any time** as having a serious mental illness using the formal ODMHSAS definition. According to this definition, an Adult with a Serious Mental Illness must be an individual 18 years of age or older.

- **Children with a Serious Emotional Disturbance (SED)**

SED refers to children who meet departmental criteria for having a Serious Emotional Disturbance.

- **Any Alcohol/Drug Problem**

A substance abuse client is one who has one or more DSM-IV Axis I primary, secondary or tertiary diagnoses from categories 1.a. or 1.b. (in the Dual Diagnosis definition below) or one or more ICIS Substance Abuse Related Problems (710-731, 741-743). Clients identified only as co-dependents are not identified as substance abusers.

- **Dual Diagnosis Client**

A dual diagnosis client is one who meets the criteria for having a substance abuse diagnosis from categories 1.a. or 1.b. below and meets the criteria for a mental illness based on one or more DSM-IV Axis II primary, secondary, or tertiary diagnoses from categories 2.a. through 2.e. below.

- 1.a. Psychoactive Substance Induced Organic Disorders: 291.0-291.8, 292.0-292.83, 292.89-282.99
- b. Psychoactive Substance Use Disorders: 303.0-305.99.
- 2.a. Schizophrenia: 295.10, 295.20, 295.30, 295.40, 295.60, 295.70, 295.90
- b. Delusional (Paranoid) Disorder: 297.1
- c. Other Psychotic Disorders: 295.40, 295.70, 297.3, 298.8, 298.9, 297.1, 297.3
- d. Mood Disorders: 296.20-296.7
- e. Borderline Personality Disorder: 301.83

- **Indigent**

A person whose applicable income falls at or below 200% of the Federal Poverty Level is considered indigent. To determine whether the client was indigent, the household gross annual income must have been reported. The ODMHSAS eligibility criteria for indigence are based on the weighted average poverty

thresholds provided annually by the U. S. Department of Commerce. The following table presents the threshold levels for FY01.

**Oklahoma Department of Mental Health and Substance Abuse Services  
Eligibility Criteria  
Indigence Threshold  
(200% of Federal Poverty Guideline)**

Number of Persons in Household	Household Gross Annual Income
1	\$16,700
2	\$22,500
3	\$28,300
4	\$34,100
5	\$39,900
6	\$45,700
7	\$51,500
8	\$57,300
9 or more	Add \$ 5,800 to \$57,300 for each additional person

## Presenting Problem/Diagnosis

Categories for this variable are based on the DSM-IV primary diagnosis or primary presenting problem. If the admitting agency has clinicians qualified to make a diagnosis, the diagnosis is used, otherwise, a presenting problem is used to define a client's category.

Categories	Codes
<b>Developmental Disorders</b>	
DSM-IV Codes:	302.5-302.69, 302.85, 307-307.39, 307.5-307.99, 309.21, 312-312.29, 312.9-313.21, 313.81-313.89, 314-314.99, 315-319.99, 299-299.99
Presenting Problems:	210, 240
<b>Non Alcohol/Drug Related Organic</b>	
DSM-IV Codes:	290-290.99, 293-293.83, 294-294.80, 310-310.10
<b>Alcohol Abuse</b>	
DSM-IV Codes:	291-291.99, 293.9, 303-303.99, 305-305.02
Presenting Problems:	741, 710, 711
<b>Other Substance Abuse</b>	
DSM-IV Codes:	305.1-305.99, 292-292.99, 304-304.99
Presenting Problems:	742, 743, 744, 720-731
<b>Schizophrenia</b>	
DSM-IV Codes:	295 (excluding 295.4, 295.7)
<b>Other Psychotic</b>	
DSM-IV Codes:	297-298.9, 295.40, 294.9, 295.70
Presenting Problems:	510-530, 650
<b>Mood Disorders</b>	
DSM-IV Codes:	296-296.99 301.13, 300.4-300.49, 293.89, 311-311.99
Presenting Problems:	500-503

<b>Categories</b>	<b>Codes</b>
<b>Other Non-Psychotic</b>	
DSM-IV Codes:	300-300.39, 300.6-300.99, 302-302.49, 302.7-302.84, 302.89-302.99, 307-4-307.49, 307.8, 312.8, 308.3-309.19, 309.23-309.99, 312.3, 316-316.99, 780.50
<b>Personality Disorders</b>	
DSM-IV Codes:	301-301.9
<b>Social Conditions</b>	
DSM-IV Codes:	V40.00-V40.60, V61-V71.02, 955.5-995.81
Presenting Problems:	740, 450, 620-632, 311-420
<b>Deferred/No Diagnosis</b>	
DSM-IV Codes:	799.9-799.90, V71.09
Presenting Problems:	110, 130

## **Race**

Clients who selected more than one category from the choices below, indicating their race, are grouped in the Two or More Races category. The Unknown category was utilized to group Clients who made no selection from the choices below indicating their race.

The following groupings are used for reporting race:

- White
- Black
- Native American
- Hispanic
- Asian
- Two or More Races
- Unknown

## **Units of Service: Day and Hourly**

The time provider agency staff spend delivering services to or for service recipients is reported in days, parts of days or minutes (summed to hours). Following is a list of codes and descriptions for services funded by DMHSAS in FY01.



Services	Category	Code	Description
Day	Crisis Stabilization	002E	Crisis Stabilization
	Detoxification	002B	Detoxification
		001B	Medical Detoxification
		002C	Non-medical Detoxification (social)
		002K	Non-medical Detoxification
	Housing	003M	Dependent Children Of Substance Abuse in Halfway House
		003N	Dependent Children Of Substance Abuse In Residential Treatment
		003G	Domestic Violence Residential Shelter For Primary Victims
		003H	Domestic Violence Residential Shelter For Dependents
		003P	Enhanced Residential Care
		004E	Family Self Sufficiency Program
		003B	Halfway House
		003A	Halfway House Services for Pregnant and Postpartum Women
		003S	Halfway House Services for Women with Dependent Children
		003T	Halfway House Service for Dually Diagnosed
		003Y	Halfway House Services for Adolescents
		003C	Independent Living Training Program
		003V	Permanent Congregate Housing with Onsite Support
		003Z	Permanent Congregate House
		003K	Residential Care
		003Q	Safe Haven
		003I	Short-term Emergency Shelter
		003F	Sponsored Family Program
		003J	Sponsored Housing Program
		003E	Supervised Housing
	003R	Transitional Living	
	Inpatient	001D	Acute Inpatient
		001C	Acute Medical Care
		001A	Intermediate Inpatient
	Residential Treatment	002Q	Enhanced Residential Treatment - Mental Health
		002N	Intensive Residential Substance Abuse Treatment
		002R	Intensive Residential Treatment
		002P	Intensive Residential Treatment - Mental Health
		002A	Residential Treatment (Substance Abuse & Mental Health)
		002G	Residential Treatment for Adolescents

<b>Services</b>	<b>Category</b>	<b>Code</b>	<b>Description</b>
		002H	Residential Treatment for Women with Dependent Children
		002J	Residential Treatment Dually Diagnosed
		002S	Residential Treatment
		002M	Services to Dependent Children of Substance Abuse Clients in Residential Treatment
<b>Hourly</b>			
	Evaluation/Assessment		
		106	Clinical Testing
		100	Competency Evaluation
		102	Court Related Evaluation
		104	DUI Assessment
		110	Evaluation and Assessment
		101	Evaluation/assessment
		107	Group Assessment
		138	Institution Based SA Screening
		105	Referral
		300	Treatment Plan Review
		400	Treatment Planning
	Counseling		
		132	Family/marital
		137	Family/Marital Counseling (Mental Health Professional)
		131	Group Counseling
		136	Group Counseling (Mental Health Professional)
		135	Individual Counseling (Mental Health Professional)
		130	Individual Counseling
		241	Peer Counseling
		249	Staff Time Providing Support Group Service (Project Heartland)
	Crisis Intervention		
		133	Crisis Intervention Counseling
		134	Crisis Intervention Telephone
		120	Emergency/Crisis (face/face)
		121	Emergency/Crisis (telephone)
		123	Mobile Crisis Service
	Case Management		
		212	Case Management
		225	Case Management
		226	Case Management
		204	Client Advocacy
		213	Intensive Case Management
	Physician/Lab Services		
		305	Medical Review
		308	Medication Delivery
		304	Pharmacological Management
	Other Day Services		
		004C	Day School/6 Hours

<b>Services</b>	<b>Category</b>	<b>Code</b>	<b>Description</b>
		434	Intensive Outpatient Services - Group
		433	Intensive Outpatient Services - Individual
	Other Outpatient Services	500	Consultation
		109	Court Related Services
		210	Disaster Support Service
		590	Divorce Visitation Arbitration
		501	Education
		190	Gate-keeping
		207	Home-based Care
		565	Institution-based Substance Abuse Treatment
		570	Job Retention Support
		252	PACT Timeline Development
		506	Sexual Assault Nurse Examiner (SANE) Training
		504	System Support
		503	Training
		505	Treatment Team Meeting
	Outreach	551	Community Outreach
		553	Community Outreach to Children
		552	Intensive Outreach to Children
		550	Outreach
		561	Prevention Type Activities
		560	Substance Abuse Early Intervention
	Rehabilitation	203	Client Education
		242	Consumer Drop-in Center
		430	Day Treatment Hourly
		217	Group Rehabilitative Treatment
		216	Individual Rehab Treatment
		431	Psycho-social Hourly
		205	Resource Skills Development
		251	Resource Skills Development by Peers
		224	Substance Abuse Dx\Prob-Related Education (Family)
		219	Substance Abuse Dx\Prob-Related Education (Group)
		218	Substance Abuse Dx\Prob-Related Education (Individual)
		211	Substance Abuse Dx\Prob-Related Education
		202	Socialization
	Vocational	243	Employment Training
		245	Pre-vocational
		244	Vocational Training

**Various Categories:**

In response to many special report requests in past years, the special reports table was generated to address the majority of those requests.

## **Description of Sections and Tables**

---

The Data Book consists of two sections. The first section displays Counts of Admitted Clients Served by Funding Source for Sex, Age, Race, Presenting Problem/Diagnosis, County of Residence, and Other Indicators. The second section presents Counts of Day and Hourly Units of Service by Funding Source for Admitted Clients and Contacts. Each section contains six tables presenting data for 1) Statewide Total, 2) Agency, 3) Agency Type, 4) Count of Residence, 5) Planning Area, and 6) Various Categories.

### **Section One: Admitted Clients Served by Funding Source**

Admitted Clients Served are clients who have an admission transaction in the ICIS before or during the report year and had received a service during the report year. For this section, they are counted only once in the total for each level of aggregation or category in which they appear. This is called an unduplicated count. For example, a client may receive services at one hospital and then receive services at another hospital in the same year. This client would be counted twice (once at each hospital) in the agency report, but only once in the agency type and statewide tables. Because information such as age and sex should remain constant (except for data entry errors), counts for categories of these variables will sum to the total clients served on each table. Variables that might change from admission at one facility to admission at another or over time, (e.g., legal status, diagnosis, and target population) can be counted in more than one category and should not be summed.

This section shows only clients who were admitted for services and excludes contacts. It enumerates admitted clients, but further limits the counts to specific subgroups of the client population. Each individual counted has received a service at some time during the year regardless of the year he/she was admitted. Clients are grouped by frequently referenced demographics: Sex, Age, Race, Presenting Problem/Diagnosis, County of Residence, and Other Indicators. A client may be in more than one of these groups, or a client's group may change during the year. As a result, the sum of target populations exceeds the total number served. However, for any given population, the age, race, and sex, which do not change (age is calculated as of a single point in time), are unduplicated counts and should equal the total.

## **Section Two: Units of Service by Funding Source**

This section helps to quantify the Department's impact on the community by reporting the total number of individuals identified as receiving a service during the fiscal year. It also presents Summaries for all types of services funded through the ODMHSAS.

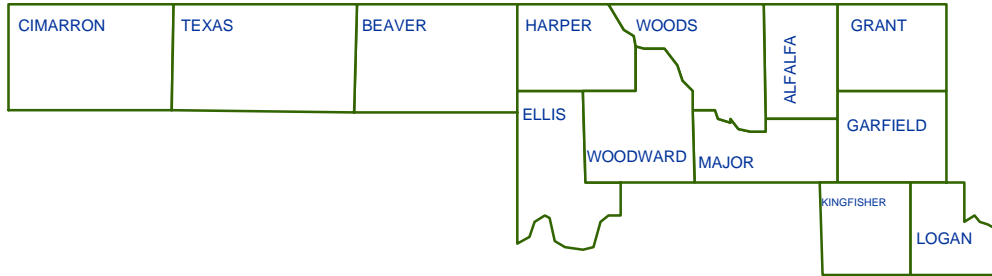
Individuals are counted as contacts when they call or visit an agency, but are not admitted. In general, a person can be reported as a contact twice at the same agency within a twelve-month period, but services are not given a third time without an admission. A client can also seek services at another agency and be counted as a contact there. In the Data Book report, an agency's contact counts exclude individuals who are subsequently admitted there. Additionally, two types of contacts are excluded from counts: Emergency Contacts and Group Contacts. In these cases, individuals are not identified and their addition would likely produce duplicated counts. However, the services to those individuals are reported.

---

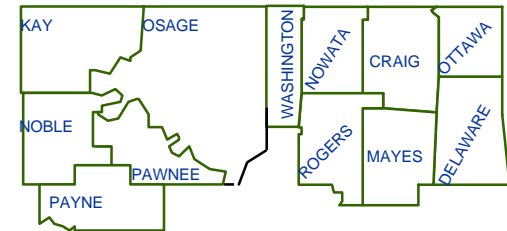
OKLAHOMA DEPARTMENT OF MENTAL HEALTH  
AND SUBSTANCE ABUSE SERVICES

# Planning Areas

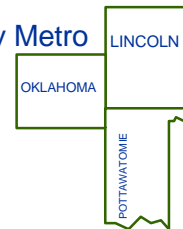
Northwest



Northeast



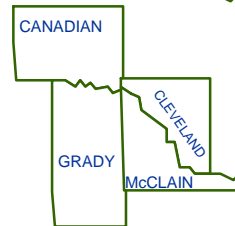
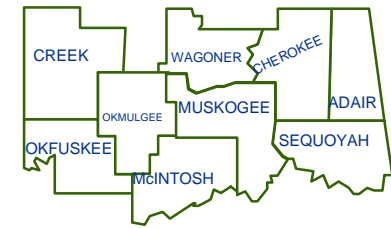
Oklahoma City Metro



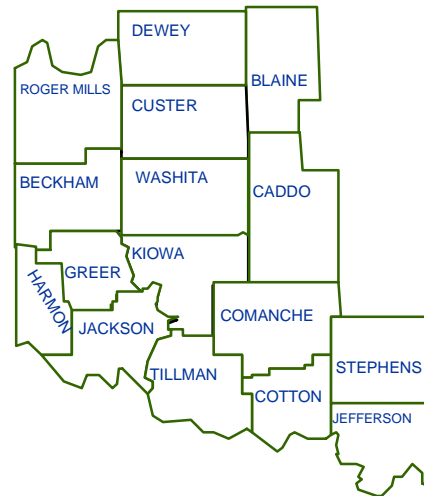
Tulsa Metro



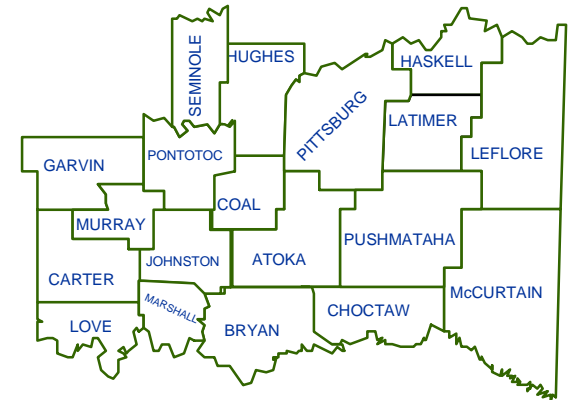
East Central



Central



Southwest



Southeast