

data

BOOK FOR FISCAL YEAR 2002

Section One:
Admitted Clients Served by Funding
Source

Table 4. Counts of Admitted Clients
Served for each County of Residence

DATA BOOK FOR FISCAL YEAR 2002

Published by

Oklahoma Department of Mental Health and Substance Abuse
Services

Prepared by

Ali Akour, Ph.D.

Data Analyst, Evaluation and Data Analysis Section
Decision Support Services

2002

Terry Cline, Ph.D., Commissioner
Steve Davis, Ph.D., Director of Decision Support Services
Mark Reynolds, Ed. D., Evaluation & Data Analysis Data Projects Manager

Public Domain Notice

The Data Book for Fiscal Year 2002 is in the public domain and may be reproduced or copied without permission from the Oklahoma Department of Mental Health and Substance Abuse Services. However, this publication may not be reproduced or distributed for a fee without the specific, written authorization of Oklahoma Department of Mental Health and Substance Abuse Services. Citation of the source is appreciated.

Electronic Access to Publication

This publication is available on the World Wide Web at:
<http://www.odmhsas.org/databooks.htm>

How to Contact Us

**Oklahoma Department of Mental Health and Substance Abuse Services
Evaluation and Data Analysis Section**

P.O. Box 53277
Oklahoma City, OK 73152-3277
(405) 522-3813

Contents

Introduction

Section One: Admitted Clients Served by Funding Source

- Table 1. Counts of Admitted Clients Served for **Statewide Total**
- Table 2. Counts of Admitted Clients Served for each **Agency**
- Table 3. Counts of Admitted Clients Served for each **Agency Type**
- Table 4. Counts of Admitted Clients Served for each **County of Residence**
- Table 5. Counts of Admitted Clients Served for each **Planning Area**
- Table 6. Counts of Admitted Clients Served for **Various Categories**

Section Two: Units of Service by Funding Source

- Table 7. Counts of Day and Hourly Services Provided for **Statewide Total**
- Table 8. Counts of Day and Hourly Services Provided for each **Agency**
- Table 9. Counts of Day and Hourly Services Provided for each **Agency Type**
- Table 10. Counts of Day and Hourly Services Provided for each **County of Residence**
- Table 11. Counts of Day and Hourly Services Provided for each **Planning Area**
- Table 12. Counts of Day and Hourly Services Provided for **Various Categories**

Appendix

Definitions of Terms and Categorization Variables

Descriptions of Sections and Tables

Map of Planning Areas

DATA BOOK FOR FISCAL YEAR 2002

Introduction

Prior to Fiscal Year 1999, any client seen at an Oklahoma Department of Mental Health and Substance Abuse Services (ODMHSAS) contracted facility was reported, regardless of who paid for the service. Starting with Fiscal Year 1999, only clients funded in full or in part by ODMHSAS were reported. Therefore, previous years' reported client counts will be larger than in following years.

During the Fiscal Year 2002, the State of Oklahoma expenditures on community mental health services, inpatient facilities, substance abuse services, domestic violence/sexual assault services, and departmental management amounted to approximately \$192 million dollars. An unduplicated total of approximately 88,941 recipients were served system-wide in FY 2002. The unduplicated total of 88,941 recipients consists of 60,556 recipients that were admitted and served and 28,385 recipients that were contacts. The Data Book report is generated to provide basic information about these recipients and services they received for policy makers, interest groups, and others working to improve the quality of life for those in need.

The Data Book report is produced by the Evaluation and Data Analysis Section of the Decision Support Services Division at the Oklahoma Department of Mental Health and Substance Abuse Services (ODMHSAS). The report summarizes demographic information and services for clients served in agencies operated by or funded through ODMHSAS. To create the Data Book report, data are extracted from the ODMHSAS Integrated Client Information System (ICIS). ICIS contains demographic and service information about service recipients and agencies.

To meet the specific needs of a variety of entities, the Data Book report consists of two separate sections: Admitted Clients Served by Funding Source; Units of Service by Funding Source. The sections are then divided into tables and each table presents a different view of the data. Definitions of terms and a Map of Planning Areas are also provided.

Oklahoma Department of Mental Health and Substance Abuse Services
Counts of Admitted Clients Served by Funding Source for Each County of Residence During FY2002
COUNTY OF RESIDENCE = ADAIR

	Funding Source						
	Total	Mental Health	Substance Abuse	Domestic Violence	Residential Care	Medicaid	Other
Total							
Unduplicated Count	614	240	170	77	60	76	211
Agency Type							
Community Mental Health Center	460	238	146	0	0	76	196
Domestic Violence and Sexual Assault	67	0	0	65	0	0	16
Hospital	5	4	0	0	0	0	1
Other	8	0	8	0	0	0	0
Residential Care	60	0	0	0	60	0	0
Substance Abuse	31	0	20	12	0	0	0
Sex							
Female	339	142	71	60	29	48	120
Male	275	98	99	17	31	28	91
Age							
0-04	8	1	0	4	0	0	3
05-17	120	27	4	27	0	6	74
18-20	30	17	12	3	1	0	8
21-24	50	20	20	5	1	6	7
25-34	126	59	51	18	12	14	30
35-44	162	69	60	15	16	29	49
45-54	68	28	17	5	16	10	17
55-64	31	13	6	0	8	4	12
65-74	14	4	0	0	6	4	8
75-84	5	2	0	0	0	3	3
Race							
White	404	172	102	30	55	60	143
Black	9	3	2	2	2	1	0
Native American	152	51	61	29	3	12	45
Hispanic	6	4	3	0	0	1	2
Two or More Races	48	11	4	16	1	2	22
Presenting Problem/Diagnosis							
Alcohol Abuse	58	11	51	0	0	2	15
Developmental Disorder	44	10	3	0	1	5	35
Mood Disorder	151	98	27	0	0	31	58
Non Alcohol/Drug Related Organic	1	1	0	0	0	0	0
Other Non-Psychotic	101	58	14	0	0	11	50
Other Psychotic	87	17	4	0	58	12	11
Personality Disorder	11	8	0	0	0	2	4
Schizophrenia	25	18	6	0	0	8	11
Social Conditions	82	3	1	76	0	0	17
Substance Related	78	23	67	1	0	5	12
Deferred/No Diagnosis	1	0	0	0	1	0	0
Other Indicators							
Any Alcohol/Drug Problem	190	72	138	10	0	17	46
Custody of DHS	30	5	1	0	1	3	23
Custody of DOC	8	2	6	0	1	0	0
Custody of OJA	1	0	0	0	1	0	0
Deaf and Hard Hearing	2	1	1	0	0	1	0
Dual Diagnosis	28	18	13	0	0	7	13
Homeless	58	0	4	55	0	1	7
Indigent	599	239	169	69	59	76	205

Notes: Information in this table is based on data reported to DMHSAS as of 07/01/2002. The same client may be counted in more than one category, e.g., clients can receive services under more than one contract source, in more than one "County of Residence," or may have multiple "Other Indicators." Please see Definition page for other considerations.

Oklahoma Department of Mental Health and Substance Abuse Services
 Counts of Admitted Clients Served by Funding Source for Each County of Residence During FY2002

COUNTY OF RESIDENCE = ADAIR

	Funding Source						
	Total	Mental Health	Substance Abuse	Domestic Violence	Residential Care	Medicaid	Other
SED (6-17)	55	12	2	0	0	4	51
SMI (If ever)	241	113	45	8	60	59	66

Oklahoma Department of Mental Health and Substance Abuse Services
Counts of Admitted Clients Served by Funding Source for Each County of Residence During FY2002

COUNTY OF RESIDENCE = ALFALFA

	Total	Funding Source					Other
		Mental Health	Substance Abuse	Domestic Violence	Residential Care	Medicaid	
Total							
Unduplicated Count	108	77	14	5	0	17	74
Agency Type							
Community Mental Health Center	95	77	0	0	0	17	74
Domestic Violence and Sexual Assault	5	0	0	5	0	0	0
Substance Abuse	14	0	14	0	0	0	0
Sex							
Female	63	43	9	5	0	13	41
Male	45	34	5	0	0	4	33
Age							
0-04	2	0	2	0	0	0	0
05-17	16	15	2	0	0	3	12
18-20	4	4	0	0	0	0	1
21-24	7	5	1	0	0	2	5
25-34	21	15	3	3	0	3	15
35-44	30	20	4	1	0	5	20
45-54	17	12	2	0	0	2	12
55-64	6	3	0	1	0	1	4
65-74	2	1	0	0	0	1	2
75-84	3	2	0	0	0	0	3
Race							
White	100	72	10	5	0	16	71
Black	1	1	1	0	0	0	0
Native American	3	2	1	0	0	0	1
Hispanic	2	2	0	0	0	1	2
Two or More Races	2	0	2	0	0	0	0
Presenting Problem/Diagnosis							
Alcohol Abuse	9	2	6	0	0	1	1
Developmental Disorder	6	6	0	0	0	3	5
Mood Disorder	58	46	0	0	0	7	46
Non Alcohol/Drug Related Organic	2	1	0	0	0	0	2
Other Non-Psychotic	8	8	0	0	0	1	7
Other Psychotic	7	6	0	0	0	1	7
Schizophrenia	4	1	0	0	0	4	4
Social Conditions	11	2	4	5	0	0	2
Substance Related	9	5	4	0	0	0	0
Other Indicators							
Any Alcohol/Drug Problem	24	15	10	0	0	1	7
Custody of DHS	1	1	0	0	0	0	1
Custody of OJA	2	1	1	0	0	0	1
Dual Diagnosis	2	2	0	0	0	0	2
Homeless	1	0	1	0	0	0	0
Indigent	100	74	14	5	0	17	66
SED (6-17)	6	6	0	0	0	1	5
SMI (If ever)	43	33	3	2	0	13	35

Notes: Information in this table is based on data reported to DMHSAS as of 07/01/2002. The same client may be counted in more than one category, e.g., clients can receive services under more than one contract source, in more than one "County of Residence," or may have multiple "Other Indicators." Please see Definition page for other considerations.

Oklahoma Department of Mental Health and Substance Abuse Services
Counts of Admitted Clients Served by Funding Source for Each County of Residence During FY2002

COUNTY OF RESIDENCE = ATOKA

	Funding Source						
	Total	Mental Health	Substance Abuse	Domestic Violence	Residential Care	Medicaid	
Total							
Unduplicated Count	325	86	196	16	1	38	71
Agency Type							
Community Mental Health Center	114	85	0	0	0	38	46
Domestic Violence and Sexual Assault	15	0	0	15	0	0	0
Hospital	3	2	0	0	0	0	1
Residential Care	1	0	0	0	1	0	0
Substance Abuse	196	0	196	1	0	0	24
Sex							
Female	112	53	24	15	1	27	33
Male	213	33	172	1	0	11	38
Age							
0-04	3	0	1	2	0	0	0
05-17	6	1	2	2	0	0	2
18-20	16	3	11	1	0	0	4
21-24	26	6	20	1	0	0	3
25-34	101	22	68	6	0	8	14
35-44	86	16	65	1	0	6	11
45-54	53	19	25	1	1	10	16
55-64	24	12	4	1	0	10	12
65-74	6	4	0	1	0	2	5
75-84	4	3	0	0	0	2	4
Race							
White	250	79	135	11	1	32	61
Black	31	3	24	4	0	2	2
Native American	28	5	20	1	0	4	8
Hispanic	7	0	7	0	0	0	0
Two or More Races	10	0	10	0	0	0	0
Presenting Problem/Diagnosis							
Alcohol Abuse	64	1	63	0	0	0	8
Developmental Disorder	1	0	0	0	0	0	1
Mood Disorder	66	51	0	0	1	20	27
Other Non-Psychotic	10	8	0	0	0	1	2
Other Psychotic	21	13	0	0	0	9	7
Schizophrenia	14	9	0	0	0	8	9
Social Conditions	23	0	8	15	0	0	0
Substance Related	129	5	125	1	0	0	17
Other Indicators							
Any Alcohol/Drug Problem	214	17	190	1	0	6	32
Custody of DHS	1	1	0	0	0	0	1
Custody of DOC	122	1	121	0	0	0	25
Deaf and Hard Hearing	3	3	0	0	0	1	2
Dual Diagnosis	15	8	0	0	0	5	5
Homeless	3	0	0	3	0	0	0
Indigent	319	85	194	15	1	38	69
SED (6-17)	1	1	0	0	0	0	1
SMI (If ever)	82	46	14	0	1	33	35

Notes: Information in this table is based on data reported to DMHSAS as of 07/01/2002. The same client may be counted in more than one category, e.g., clients can receive services under more than one contract source, in more than one "County of Residence," or may have multiple "Other Indicators." Please see Definition page for other considerations.

Oklahoma Department of Mental Health and Substance Abuse Services
 Counts of Admitted Clients Served by Funding Source for Each County of Residence During FY2002

COUNTY OF RESIDENCE = BEAVER

	Funding Source						
	Total	Mental Health	Substance Abuse	Domestic Violence	Residential Care	Medicaid	Other
Total							
Unduplicated Count	45	28	7	3	0	9	29
Agency Type							
Community Mental Health Center	35	28	0	0	0	8	29
Domestic Violence and Sexual Assault	3	0	0	3	0	0	0
Hospital	1	0	0	0	0	1	0
Substance Abuse	7	0	7	0	0	0	0
Sex							
Female	29	17	5	3	0	5	18
Male	16	11	2	0	0	4	11
Age							
05-17	9	6	1	0	0	3	5
18-20	3	3	0	0	0	3	3
21-24	2	1	1	0	0	0	1
25-34	7	2	3	2	0	1	3
35-44	13	7	2	1	0	2	7
45-54	6	6	0	0	0	0	5
55-64	4	2	0	0	0	0	4
65-74	1	1	0	0	0	0	1
Race							
White	40	25	7	2	0	7	28
Black	1	0	0	1	0	0	0
Hispanic	3	3	0	0	0	1	1
Two or More Races	1	0	0	0	0	1	0
Presenting Problem/Diagnosis							
Alcohol Abuse	6	2	3	0	0	1	3
Developmental Disorder	4	3	0	0	0	1	3
Mood Disorder	18	13	0	0	0	5	16
Other Psychotic	3	3	0	0	0	2	3
Schizophrenia	3	3	0	0	0	0	3
Social Conditions	3	0	0	3	0	0	0
Substance Related	8	4	4	0	0	0	1
Other Indicators							
Any Alcohol/Drug Problem	22	13	7	0	0	4	10
Custody of DHS	1	1	0	0	0	0	0
Custody of DOC	3	0	3	0	0	0	0
Custody of OJA	1	1	0	0	0	1	1
Dual Diagnosis	6	5	0	0	0	2	5
Homeless	1	0	0	1	0	0	0
Indigent	43	28	7	2	0	9	28
SED (6-17)	1	0	0	0	0	1	0
SMI (If ever)	15	9	1	1	0	4	14

Notes: Information in this table is based on data reported to DMHSAS as of 07/01/2002. The same client may be counted in more than one category, e.g., clients can receive services under more than one contract source, in more than one "County of Residence," or may have multiple "Other Indicators." Please see Definition page for other considerations.

Oklahoma Department of Mental Health and Substance Abuse Services
Counts of Admitted Clients Served by Funding Source for Each County of Residence During FY2002

COUNTY OF RESIDENCE = BECKHAM

	Funding Source						
	Total	Mental Health	Substance Abuse	Domestic Violence	Residential Care	Medicaid	Other
Total							
Unduplicated Count	642	218	239	143	0	113	11
Agency Type							
Community Mental Health Center	285	212	12	0	0	111	10
Domestic Violence and Sexual Assault	143	0	0	143	0	0	1
Hospital	10	8	0	0	0	2	0
Substance Abuse	228	0	228	0	0	0	0
Sex							
Female	265	108	37	94	0	70	5
Male	377	110	202	49	0	43	6
Age							
0-04	21	3	4	14	0	2	0
05-17	64	34	14	17	0	15	0
18-20	40	14	11	15	0	1	2
21-24	60	11	32	14	0	6	1
25-34	156	33	73	45	0	13	2
35-44	176	64	78	30	0	28	4
45-54	77	37	21	7	0	22	0
55-64	35	16	6	1	0	18	1
65-74	8	5	0	0	0	4	1
75-84	3	0	0	0	0	3	0
85+	2	1	0	0	0	1	0
Race							
White	538	195	183	123	0	97	9
Black	44	4	36	3	0	4	1
Native American	18	7	8	2	0	5	0
Hispanic	16	6	8	2	0	2	1
Asian	1	0	0	1	0	0	0
Two or More Races	28	7	4	12	0	5	0
Presenting Problem/Diagnosis							
Alcohol Abuse	49	10	39	0	0	0	4
Developmental Disorder	16	7	7	2	0	3	0
Mood Disorder	134	88	1	13	0	56	2
Other Non-Psychotic	68	58	1	0	0	26	0
Other Psychotic	17	13	0	0	0	6	0
Personality Disorder	4	3	0	0	0	2	0
Schizophrenia	36	26	0	0	0	17	0
Social Conditions	135	1	8	126	0	0	1
Substance Related	201	16	186	0	0	3	4
Deferred/No Diagnosis	2	0	0	2	0	0	0
Other Indicators							
Any Alcohol/Drug Problem	329	74	229	29	0	24	8
Custody of DHS	12	8	2	0	0	7	0
Custody of DOC	123	4	119	0	0	1	0
Custody of OJA	2	1	1	0	0	1	0
Deaf and Hard Hearing	3	1	0	1	0	1	0
Dual Diagnosis	28	25	0	0	0	12	0
Homeless	37	8	1	27	0	2	1
Indigent	602	207	235	119	0	110	7
SED (6-17)	16	9	6	0	0	9	0

Notes: Information in this table is based on data reported to DMHSAS as of 07/01/2002. The same client may be counted in more than one category, e.g., clients can receive services under more than one contract source, in more than one "County of Residence," or may have multiple "Other Indicators." Please see Definition page for other considerations.

Oklahoma Department of Mental Health and Substance Abuse Services
Counts of Admitted Clients Served by Funding Source for Each County of Residence During FY2002
COUNTY OF RESIDENCE = BECKHAM

	Funding Source						
	Total	Mental Health	Substance Abuse	Domestic Violence	Residential Care	Medicaid	Other
SMI (If ever)	187	115	20	11	0	85	3

Oklahoma Department of Mental Health and Substance Abuse Services
Counts of Admitted Clients Served by Funding Source for Each County of Residence During FY2002

COUNTY OF RESIDENCE = BLAINE

	Funding Source						
	Total	Mental Health	Substance Abuse	Domestic Violence	Residential Care	Medicaid	Other
Total							
Unduplicated Count	270	124	38	96	0	40	9
Agency Type							
Community Mental Health Center	144	123	1	0	0	39	9
Domestic Violence and Sexual Assault	97	0	1	96	0	0	0
Hospital	3	2	0	0	0	1	0
Substance Abuse	36	0	36	0	0	0	0
Sex							
Female	162	67	18	71	0	23	6
Male	108	57	20	25	0	17	3
Age							
0-04	13	0	1	12	0	0	0
05-17	53	37	4	10	0	15	1
18-20	24	18	2	4	0	5	0
21-24	26	12	3	10	0	0	3
25-34	57	24	8	27	0	4	1
35-44	58	23	12	20	0	6	4
45-54	25	7	7	7	0	6	0
55-64	10	3	1	2	0	4	0
65-74	2	0	0	2	0	0	0
75-84	2	0	0	2	0	0	0
Race							
White	190	82	24	73	0	24	8
Black	11	6	1	2	0	3	0
Native American	50	19	9	19	0	8	0
Hispanic	11	7	3	1	0	1	0
Asian	2	1	0	1	0	0	1
Two or More Races	12	9	1	1	0	4	0
Presenting Problem/Diagnosis							
Alcohol Abuse	18	5	13	0	0	0	1
Developmental Disorder	19	18	0	0	0	5	0
Mood Disorder	61	54	0	0	0	14	5
Other Non-Psychotic	43	35	0	0	0	15	3
Other Psychotic	4	2	0	0	0	2	0
Personality Disorder	3	3	0	0	0	0	0
Schizophrenia	4	0	0	0	0	4	0
Social Conditions	41	2	4	36	0	0	0
Substance Related	28	7	21	0	0	0	0
Deferred/No Diagnosis	62	0	0	62	0	0	0
Other Indicators							
Any Alcohol/Drug Problem	65	34	34	0	0	4	4
Custody of DHS	11	6	3	0	0	6	0
Custody of DOC	4	2	2	0	0	0	0
Custody of OJA	4	4	0	0	0	0	0
Deaf and Hard Hearing	1	1	0	0	0	1	1
Dual Diagnosis	8	7	0	0	0	1	2
Homeless	7	1	1	5	0	0	0
Indigent	261	123	38	90	0	39	7
SED (6-17)	4	3	0	0	0	3	0
SMI (If ever)	68	48	6	4	0	20	5

Notes: Information in this table is based on data reported to DMHSAS as of 07/01/2002. The same client may be counted in more than one category, e.g., clients can receive services under more than one contract source, in more than one "County of Residence," or may have multiple "Other Indicators." Please see Definition page for other considerations.

Oklahoma Department of Mental Health and Substance Abuse Services
Counts of Admitted Clients Served by Funding Source for Each County of Residence During FY2002
COUNTY OF RESIDENCE = BRYAN

	Funding Source						
	Total	Mental Health	Substance Abuse	Domestic Violence	Residential Care	Medicaid	Other
Total							
Unduplicated Count	770	409	163	153	2	137	25
Agency Type							
Community Mental Health Center	481	389	20	0	0	136	13
Domestic Violence and Sexual Assault	153	0	1	153	0	0	0
Hospital	71	57	0	0	0	1	13
Residential Care	2	0	0	0	2	0	0
Substance Abuse	149	0	143	6	0	0	0
Sex							
Female	446	234	60	122	0	94	13
Male	324	175	103	31	2	43	12
Age							
0-04	52	18	2	33	0	0	1
05-17	74	44	5	23	0	1	4
18-20	45	17	14	12	1	0	4
21-24	95	44	33	21	0	7	1
25-34	177	97	48	34	1	23	5
35-44	156	86	39	18	0	44	3
45-54	119	74	14	9	0	44	4
55-64	37	22	6	2	0	13	2
65-74	12	6	2	1	0	3	1
75-84	3	1	0	0	0	2	0
Race							
White	634	363	128	101	2	123	23
Black	24	6	3	12	0	4	1
Native American	86	32	29	24	0	6	0
Hispanic	11	4	1	6	0	0	0
Two or More Races	25	6	2	14	0	4	1
Presenting Problem/Diagnosis							
Alcohol Abuse	52	11	44	0	0	2	0
Developmental Disorder	13	13	0	0	0	1	1
Mood Disorder	300	249	8	0	1	83	11
Non Alcohol/Drug Related Organic	6	3	0	0	0	4	0
Other Non-Psychotic	88	76	0	0	0	14	5
Other Psychotic	54	39	2	0	1	14	5
Personality Disorder	1	1	0	0	0	0	0
Schizophrenia	31	18	0	0	0	19	2
Social Conditions	150	6	5	139	0	0	0
Substance Related	113	12	105	1	0	0	1
Deferred/No Diagnosis	13	0	0	13	0	0	0
Other Indicators							
Any Alcohol/Drug Problem	249	95	155	1	0	18	8
Custody of DHS	2	1	0	0	0	0	1
Custody of DOC	37	3	35	0	0	0	0
Deaf and Hard Hearing	1	1	0	0	0	0	0
Dual Diagnosis	43	35	3	0	0	7	5
Homeless	57	7	5	47	0	0	0
Indigent	753	403	159	146	2	137	25
SED (6-17)	7	5	0	0	0	1	2
SMI (If ever)	390	285	27	25	2	130	17

Notes: Information in this table is based on data reported to DMHSAS as of 07/01/2002. The same client may be counted in more than one category, e.g., clients can receive services under more than one contract source, in more than one "County of Residence," or may have multiple "Other Indicators." Please see Definition page for other considerations.

Oklahoma Department of Mental Health and Substance Abuse Services
Counts of Admitted Clients Served by Funding Source for Each County of Residence During FY2002

COUNTY OF RESIDENCE = CADDO

	Total	Funding Source					Medicaid	Other
		Mental Health	Substance Abuse	Domestic Violence	Residential Care			
Total								
Unduplicated Count	533	174	174	121	0	90	161	
Agency Type								
Community Mental Health Center	256	163	4	0	0	87	159	
Domestic Violence and Sexual Assault	121	0	0	121	0	0	0	
Hospital	16	14	0	0	0	3	2	
Substance Abuse	170	0	170	0	0	0	0	
Sex								
Female	301	71	87	107	0	55	80	
Male	232	103	87	14	0	35	81	
Age								
0-04	12	0	6	5	0	0	1	
05-17	63	7	31	11	0	19	12	
18-20	37	11	12	10	0	2	9	
21-24	53	18	19	14	0	3	12	
25-34	121	35	41	45	0	11	23	
35-44	138	54	46	28	0	24	50	
45-54	72	28	16	8	0	22	27	
55-64	29	16	3	0	0	7	19	
65-74	6	5	0	0	0	1	6	
75-84	2	0	0	0	0	1	2	
Race								
White	293	118	86	39	0	53	109	
Black	22	7	5	3	0	10	9	
Native American	182	39	72	69	0	21	32	
Hispanic	18	4	4	9	0	1	2	
Asian	3	0	1	1	0	1	1	
Two or More Races	20	7	8	0	0	4	8	
Presenting Problem/Diagnosis								
Alcohol Abuse	97	18	73	0	0	8	17	
Developmental Disorder	7	4	0	0	0	5	2	
Mood Disorder	105	64	3	1	0	33	60	
Non Alcohol/Drug Related Organic	4	3	0	0	0	1	4	
Other Non-Psychotic	45	29	0	0	0	14	27	
Other Psychotic	35	26	0	0	0	11	19	
Schizophrenia	24	9	0	0	0	15	19	
Social Conditions	151	1	29	120	0	1	0	
Substance Related	93	23	71	0	0	3	13	
Other Indicators								
Any Alcohol/Drug Problem	228	73	144	1	0	19	52	
Custody of DHS	20	2	9	0	0	10	9	
Custody of DOC	6	1	5	0	0	0	0	
Custody of OJA	4	1	2	0	0	1	1	
Deaf and Hard Hearing	2	1	0	0	0	1	1	
Dual Diagnosis	23	18	1	0	0	8	12	
Homeless	14	2	6	6	0	0	0	
Indigent	512	167	168	116	0	89	149	
SED (6-17)	17	3	0	0	0	15	10	
SMI (If ever)	156	78	15	11	0	58	93	

Notes: Information in this table is based on data reported to DMHSAS as of 07/01/2002. The same client may be counted in more than one category, e.g., clients can receive services under more than one contract source, in more than one "County of Residence," or may have multiple "Other Indicators." Please see Definition page for other considerations.

Oklahoma Department of Mental Health and Substance Abuse Services
Counts of Admitted Clients Served by Funding Source for Each County of Residence During FY2002

COUNTY OF RESIDENCE = CANADIAN

	Funding Source						
	Total	Mental Health	Substance Abuse	Domestic Violence	Residential Care	Medicaid	Other
Total							
Unduplicated Count	1,143	705	183	213	42	118	9
Agency Type							
Community Mental Health Center	785	688	44	0	0	110	3
Domestic Violence and Sexual Assault	214	0	0	213	0	0	1
Hospital	46	37	0	0	0	8	5
Other	7	7	0	0	0	0	0
Residential Care	42	0	0	0	42	0	0
Substance Abuse	140	0	140	0	0	0	0
Sex							
Female	648	383	89	166	13	80	4
Male	495	322	94	47	29	38	5
Age							
0-04	36	5	13	17	0	0	1
05-17	205	146	27	32	0	7	3
18-20	65	39	7	20	1	0	0
21-24	116	61	25	35	4	10	0
25-34	250	154	54	58	4	25	1
35-44	244	158	37	39	11	30	2
45-54	149	99	18	12	9	19	2
55-64	61	35	2	0	11	20	0
65-74	16	8	0	0	2	6	0
85+	1	0	0	0	0	1	0
Race							
White	964	630	141	147	36	101	8
Black	47	21	15	7	6	6	0
Native American	76	16	18	43	0	6	1
Hispanic	24	12	2	11	0	3	0
Asian	4	2	0	2	0	0	0
Two or More Races	38	27	7	3	0	2	0
Presenting Problem/Diagnosis							
Alcohol Abuse	60	29	35	0	0	4	1
Developmental Disorder	63	61	2	0	0	2	0
Mood Disorder	374	333	4	0	1	48	3
Non Alcohol/Drug Related Organic	1	1	0	0	0	1	0
Other Non-Psychotic	158	147	4	0	0	16	0
Other Psychotic	44	38	0	0	2	11	2
Personality Disorder	2	2	0	0	0	0	0
Schizophrenia	47	29	1	0	0	21	1
Social Conditions	311	37	24	212	38	0	0
Substance Related	155	44	116	1	0	15	1
Deferred/No Diagnosis	2	0	0	0	1	0	1
Other Indicators							
Any Alcohol/Drug Problem	337	190	156	3	0	33	5
Custody of DHS	21	8	13	0	0	1	0
Custody of DOC	32	25	7	0	0	0	0
Dual Diagnosis	70	60	6	0	0	6	2
Homeless	52	12	2	37	0	1	0
Indigent	1,095	700	172	193	33	118	4
SED (6-17)	44	39	0	0	0	6	2

Notes: Information in this table is based on data reported to DMHSAS as of 07/01/2002. The same client may be counted in more than one category, e.g., clients can receive services under more than one contract source, in more than one "County of Residence," or may have multiple "Other Indicators." Please see Definition page for other considerations.

Oklahoma Department of Mental Health and Substance Abuse Services
Counts of Admitted Clients Served by Funding Source for Each County of Residence During FY2002
COUNTY OF RESIDENCE = CANADIAN

	Funding Source						
	Total	Mental Health	Substance Abuse	Domestic Violence	Residential Care	Medicaid	Other
SMI (If ever)	557	410	42	39	42	95	3

Oklahoma Department of Mental Health and Substance Abuse Services
Counts of Admitted Clients Served by Funding Source for Each County of Residence During FY2002

COUNTY OF RESIDENCE = CARTER

	Funding Source						
	Total	Mental Health	Substance Abuse	Domestic Violence	Residential Care	Medicaid	Other
Total							
Unduplicated Count	641	334	173	99	2	141	23
Agency Type							
Community Mental Health Center	422	303	78	0	0	133	10
Domestic Violence and Sexual Assault	99	0	0	99	0	0	0
Hospital	84	66	0	0	0	8	13
Residential Care	2	0	0	0	2	0	0
Substance Abuse	103	0	103	0	0	0	0
Sex							
Female	357	167	84	78	0	94	11
Male	284	167	89	21	2	47	12
Age							
0-04	22	5	4	13	0	0	1
05-17	49	16	7	20	0	8	3
18-20	24	9	8	7	0	0	1
21-24	58	30	20	7	1	4	2
25-34	147	69	60	22	0	25	1
35-44	176	106	48	18	0	43	5
45-54	106	60	24	10	0	34	8
55-64	39	25	2	2	1	17	0
65-74	13	9	0	0	0	5	1
75-84	6	5	0	0	0	4	1
85+	1	0	0	0	0	1	0
Race							
White	480	264	122	64	2	109	16
Black	78	38	25	8	0	20	5
Native American	47	24	17	7	0	8	1
Hispanic	13	4	4	5	0	0	1
Asian	4	1	0	2	0	1	0
Two or More Races	29	8	6	13	0	3	0
Presenting Problem/Diagnosis							
Alcohol Abuse	61	21	47	0	0	1	1
Developmental Disorder	13	13	1	0	0	0	2
Mood Disorder	223	165	22	1	1	79	12
Non Alcohol/Drug Related Organic	6	4	0	0	0	2	2
Other Non-Psychotic	47	38	0	0	0	11	3
Other Psychotic	64	47	0	0	1	23	3
Personality Disorder	1	1	0	0	0	1	0
Schizophrenia	50	37	2	0	0	23	0
Social Conditions	108	0	10	98	0	0	0
Substance Related	104	21	94	0	0	1	0
Other Indicators							
Any Alcohol/Drug Problem	267	125	160	9	0	26	7
Custody of DHS	6	0	5	0	0	1	0
Custody of DOC	3	1	2	0	0	0	0
Custody of OJA	1	1	0	0	0	1	0
Deaf and Hard Hearing	3	2	0	1	0	1	0
Dual Diagnosis	57	48	13	0	0	9	2
Homeless	13	9	4	1	0	0	0
Indigent	621	329	171	88	2	140	21

Notes: Information in this table is based on data reported to DMHSAS as of 07/01/2002. The same client may be counted in more than one category, e.g., clients can receive services under more than one contract source, in more than one "County of Residence," or may have multiple "Other Indicators." Please see Definition page for other considerations.

Oklahoma Department of Mental Health and Substance Abuse Services
Counts of Admitted Clients Served by Funding Source for Each County of Residence During FY2002
COUNTY OF RESIDENCE = CARTER

	Funding Source						
	Total	Mental Health	Substance Abuse	Domestic Violence	Residential Care	Medicaid	Other
SED (6-17)	11	5	0	0	0	7	1
SMI (If ever)	335	245	43	10	2	115	18

Oklahoma Department of Mental Health and Substance Abuse Services
 Counts of Admitted Clients Served by Funding Source for Each County of Residence During FY2002

COUNTY OF RESIDENCE = CHEROKEE

	Funding Source						Other
	Total	Mental Health	Substance Abuse	Domestic Violence	Residential Care	Medicaid	
Total							
Unduplicated Count	1,043	337	248	250	176	117	291
Agency Type							
Community Mental Health Center	566	332	161	0	0	117	243
Domestic Violence and Sexual Assault	257	0	0	250	0	0	51
Hospital	11	9	0	0	0	0	2
Other	15	0	15	0	0	0	0
Residential Care	176	0	0	0	176	0	0
Substance Abuse	92	0	92	0	0	0	0
Sex							
Female	570	188	98	188	78	77	166
Male	473	149	150	62	98	40	125
Age							
0-04	68	0	6	60	0	0	5
05-17	105	16	1	59	0	1	39
18-20	54	14	21	9	4	3	21
21-24	89	30	32	23	8	5	20
25-34	238	76	82	56	42	18	58
35-44	255	105	72	38	52	38	67
45-54	146	59	23	5	42	35	45
55-64	68	28	10	0	21	12	23
65-74	18	8	1	0	5	5	12
75-84	2	1	0	0	2	0	1
Race							
White	689	257	134	100	154	93	192
Black	23	6	4	5	8	3	4
Native American	247	62	92	77	13	17	74
Hispanic	18	4	3	11	0	1	4
Asian	4	3	2	0	0	0	2
Two or More Races	92	9	18	57	5	3	15
Presenting Problem/Diagnosis							
Alcohol Abuse	59	15	48	0	0	2	13
Developmental Disorder	21	7	0	0	2	3	17
Mood Disorder	269	176	29	0	21	56	110
Non Alcohol/Drug Related Organic	10	8	0	0	0	2	1
Other Non-Psychotic	55	38	5	0	0	9	24
Other Psychotic	195	40	4	0	145	15	17
Personality Disorder	3	0	1	0	0	2	1
Schizophrenia	43	23	3	0	0	22	23
Social Conditions	284	6	7	250	14	2	54
Substance Related	185	35	164	0	0	4	37
Other Indicators							
Any Alcohol/Drug Problem	319	111	222	20	1	22	81
Custody of DHS	17	5	4	3	0	0	10
Custody of DOC	47	7	34	0	5	2	16
Custody of OJA	1	0	0	0	0	0	1
Deaf and Hard Hearing	1	0	0	0	0	0	1
Dual Diagnosis	44	28	24	0	0	9	13
Homeless	161	6	14	142	0	1	23
Indigent	1,007	335	243	242	159	115	276

Notes: Information in this table is based on data reported to DMHSAS as of 07/01/2002. The same client may be counted in more than one category, e.g., clients can receive services under more than one contract source, in more than one "County of Residence," or may have multiple "Other Indicators." Please see Definition page for other considerations.

Oklahoma Department of Mental Health and Substance Abuse Services
 Counts of Admitted Clients Served by Funding Source for Each County of Residence During FY2002

COUNTY OF RESIDENCE = CHEROKEE

	Funding Source						
	Total	Mental Health	Substance Abuse	Domestic Violence	Residential Care	Medicaid	Other
SED (6-17)	33	10	0	0	0	1	26
SMI (If ever)	533	257	69	24	176	104	164

Oklahoma Department of Mental Health and Substance Abuse Services
 Counts of Admitted Clients Served by Funding Source for Each County of Residence During FY2002

COUNTY OF RESIDENCE = CHOCTAW

	Funding Source						
	Total	Mental Health	Substance Abuse	Domestic Violence	Residential Care	Medicaid	Other
Total							
Unduplicated Count	323	116	128	53	5	61	52
Agency Type							
Community Mental Health Center	148	113	6	0	0	59	52
Domestic Violence and Sexual Assault	53	0	1	53	0	0	0
Hospital	6	4	0	0	0	2	0
Residential Care	5	0	0	0	5	0	0
Substance Abuse	124	0	124	0	0	0	0
Sex							
Female	168	65	49	41	2	40	26
Male	155	51	79	12	3	21	26
Age							
0-04	3	0	0	3	0	0	0
05-17	13	0	7	4	0	2	0
18-20	15	4	12	2	0	1	1
21-24	31	7	18	6	0	2	1
25-34	83	19	41	20	1	9	4
35-44	86	37	32	10	1	18	12
45-54	63	35	17	5	2	15	21
55-64	19	9	1	1	0	11	7
65-74	5	2	0	1	1	1	3
75-84	4	3	0	0	0	2	3
85+	1	0	0	1	0	0	0
Race							
White	224	87	87	29	5	40	36
Black	56	21	23	7	0	13	13
Native American	41	7	18	15	0	7	2
Hispanic	2	0	0	1	0	1	0
Asian	1	0	1	0	0	0	0
Two or More Races	4	1	0	3	0	0	1
Presenting Problem/Diagnosis							
Alcohol Abuse	46	1	45	1	0	0	0
Developmental Disorder	1	0	0	0	0	1	1
Mood Disorder	75	59	0	0	1	27	17
Other Non-Psychotic	20	16	0	0	0	7	4
Other Psychotic	18	11	0	0	2	10	7
Personality Disorder	1	1	0	0	0	0	1
Schizophrenia	35	28	0	0	0	16	21
Social Conditions	54	0	2	51	2	0	0
Substance Related	86	2	84	1	0	0	1
Other Indicators							
Any Alcohol/Drug Problem	157	21	128	10	0	8	10
Custody of DHS	3	0	1	0	0	2	0
Custody of DOC	65	0	65	0	0	0	0
Dual Diagnosis	13	11	0	0	0	4	4
Homeless	17	0	3	13	1	0	0
Indigent	319	116	127	50	5	61	52
SED (6-17)	2	0	0	0	0	2	0
SMI (If ever)	149	103	15	7	5	58	48

Notes: Information in this table is based on data reported to DMHSAS as of 07/01/2002. The same client may be counted in more than one category, e.g., clients can receive services under more than one contract source, in more than one "County of Residence," or may have multiple "Other Indicators." Please see Definition page for other considerations.

Oklahoma Department of Mental Health and Substance Abuse Services
 Counts of Admitted Clients Served by Funding Source for Each County of Residence During FY2002

COUNTY OF RESIDENCE = CIMARRON

	Funding Source						
	Total	Mental Health	Substance Abuse	Domestic Violence	Residential Care	Medicaid	Other
Total							
Unduplicated Count	38	30	4	2	0	5	25
Agency Type							
Community Mental Health Center	32	30	0	0	0	5	25
Domestic Violence and Sexual Assault	2	0	0	2	0	0	0
Substance Abuse	4	0	4	0	0	0	0
Sex							
Female	21	17	0	2	0	3	17
Male	17	13	4	0	0	2	8
Age							
05-17	8	6	1	1	0	1	3
18-20	4	4	0	0	0	2	3
21-24	1	1	0	0	0	0	1
25-34	8	5	3	0	0	1	4
35-44	10	9	0	1	0	0	7
45-54	4	2	0	0	0	1	4
55-64	3	3	0	0	0	0	3
Race							
White	35	28	4	2	0	4	22
Hispanic	3	2	0	0	0	1	3
Presenting Problem/Diagnosis							
Alcohol Abuse	4	2	2	0	0	0	1
Developmental Disorder	1	1	0	0	0	0	1
Mood Disorder	20	19	0	0	0	3	16
Other Non-Psychotic	5	5	0	0	0	2	4
Other Psychotic	1	0	0	0	0	0	1
Schizophrenia	3	3	0	0	0	0	2
Social Conditions	2	0	0	2	0	0	0
Substance Related	2	0	2	0	0	0	0
Other Indicators							
Any Alcohol/Drug Problem	12	7	4	0	0	1	6
Custody of DHS	1	1	0	0	0	0	1
Custody of DOC	1	0	1	0	0	0	0
Dual Diagnosis	5	4	0	0	0	0	4
Indigent	35	27	4	2	0	4	22
SMI (If ever)	12	11	1	0	0	2	10

Oklahoma Department of Mental Health and Substance Abuse Services
Counts of Admitted Clients Served by Funding Source for Each County of Residence During FY2002
COUNTY OF RESIDENCE = CLEVELAND

	Funding Source						
	Total	Mental Health	Substance Abuse	Domestic Violence	Residential Care	Medicaid	Other
Total							
Unduplicated Count	3,149	1,695	933	249	52	632	623
Agency Type							
Community Mental Health Center	1,469	1,302	16	0	0	535	437
Domestic Violence and Sexual Assault	249	0	0	249	0	0	3
Hospital	669	361	0	0	0	131	223
Other	232	231	1	0	0	0	0
Residential Care	52	0	0	0	52	0	0
Substance Abuse	928	0	923	0	0	0	7
Sex							
Female	1,530	861	324	208	17	357	318
Male	1,619	834	609	41	35	275	305
Age							
0-04	49	9	7	33	0	4	1
05-17	516	254	130	43	0	177	89
18-20	210	109	72	10	0	23	32
21-24	233	103	111	17	0	16	12
25-34	619	319	247	58	3	70	61
35-44	761	431	238	56	14	124	148
45-54	488	307	110	30	17	103	143
55-64	170	105	18	2	12	72	72
65-74	63	35	0	0	5	27	41
75-84	28	15	0	0	1	11	16
85+	12	8	0	0	0	5	8
Race							
White	2,623	1,444	744	201	50	512	550
Black	216	101	73	16	1	62	36
Native American	186	95	68	14	0	39	20
Hispanic	67	31	28	6	0	10	7
Asian	24	15	4	1	0	3	6
Two or More Races	73	24	23	11	1	12	6
Presenting Problem/Diagnosis							
Alcohol Abuse	273	70	192	0	0	12	18
Developmental Disorder	168	133	0	0	7	75	46
Mood Disorder	1,008	789	1	3	25	290	257
Non Alcohol/Drug Related Organic	14	4	0	0	0	5	9
Other Non-Psychotic	184	143	0	0	0	51	54
Other Psychotic	309	243	0	0	14	107	122
Personality Disorder	3	1	0	0	0	0	2
Schizophrenia	194	150	0	0	0	95	102
Social Conditions	516	198	75	243	2	5	7
Substance Related	719	56	670	1	1	7	18
Deferred/No Diagnosis	5	0	0	2	3	0	0
Other Indicators							
Any Alcohol/Drug Problem	1,439	515	859	2	6	151	185
Custody of DHS	41	11	4	0	0	33	3
Custody of DOC	198	11	181	2	3	2	0
Custody of OJA	26	14	0	0	0	17	5
Deaf and Hard Hearing	17	9	3	0	0	7	5
Dual Diagnosis	298	230	17	0	0	75	91

Notes: Information in this table is based on data reported to DMHSAS as of 07/01/2002. The same client may be counted in more than one category, e.g., clients can receive services under more than one contract source, in more than one "County of Residence," or may have multiple "Other Indicators." Please see Definition page for other considerations.

Oklahoma Department of Mental Health and Substance Abuse Services
Counts of Admitted Clients Served by Funding Source for Each County of Residence During FY2002
COUNTY OF RESIDENCE = CLEVELAND

	Funding Source						
	Total	Mental Health	Substance Abuse	Domestic Violence	Residential Care	Medicaid	Other
Homeless	251	80	30	126	0	12	22
Indigent	3,006	1,628	917	224	52	622	559
SED (6-17)	186	110	0	0	0	120	43
SMI (If ever)	1,355	1,016	138	30	50	392	450

Oklahoma Department of Mental Health and Substance Abuse Services
Counts of Admitted Clients Served by Funding Source for Each County of Residence During FY2002

COUNTY OF RESIDENCE = COAL

	Funding Source						
	Total	Mental Health	Substance Abuse	Domestic Violence	Residential Care	Medicaid	Other
Total							
Unduplicated Count	168	48	90	33	2	15	16
Agency Type							
Community Mental Health Center	59	47	6	0	0	15	16
Domestic Violence and Sexual Assault	31	0	2	31	0	0	0
Hospital	4	4	0	0	0	0	0
Residential Care	2	0	0	0	2	0	0
Substance Abuse	85	0	84	2	0	0	0
Sex							
Female	79	27	37	17	0	8	5
Male	89	21	53	16	2	7	11
Age							
0-04	10	6	1	3	0	0	4
05-17	8	1	3	4	0	0	1
18-20	16	2	12	2	0	0	0
21-24	16	4	9	5	0	0	0
25-34	44	8	27	13	0	1	0
35-44	37	7	29	4	1	3	2
45-54	22	11	8	2	0	6	2
55-64	11	7	1	0	1	4	3
65-74	2	1	0	0	0	0	2
75-84	2	1	0	0	0	1	2
Race							
White	125	40	63	21	2	14	14
Native American	23	8	7	11	0	1	2
Hispanic	2	0	2	0	0	0	0
Two or More Races	19	0	18	1	0	0	0
Presenting Problem/Diagnosis							
Alcohol Abuse	37	4	33	0	0	1	0
Developmental Disorder	3	2	1	0	0	0	2
Mood Disorder	20	19	1	0	0	5	1
Non Alcohol/Drug Related Organic	2	1	0	0	0	1	1
Other Non-Psychotic	15	14	0	0	0	3	6
Other Psychotic	8	5	0	0	1	2	3
Schizophrenia	6	4	0	0	0	3	2
Social Conditions	36	0	5	32	1	0	0
Substance Related	51	1	50	1	0	0	1
Other Indicators							
Any Alcohol/Drug Problem	98	13	86	4	0	2	3
Custody of DHS	1	0	1	0	0	0	0
Custody of DOC	1	0	1	0	0	0	0
Dual Diagnosis	2	2	0	0	0	0	1
Homeless	5	0	0	5	0	0	0
Indigent	164	47	89	31	2	15	14
SMI (If ever)	40	30	7	3	2	12	8

Notes: Information in this table is based on data reported to DMHSAS as of 07/01/2002. The same client may be counted in more than one category, e.g., clients can receive services under more than one contract source, in more than one "County of Residence," or may have multiple "Other Indicators." Please see Definition page for other considerations.

Oklahoma Department of Mental Health and Substance Abuse Services
Counts of Admitted Clients Served by Funding Source for Each County of Residence During FY2002

COUNTY OF RESIDENCE = COMANCHE

	Funding Source						
	Total	Mental Health	Substance Abuse	Domestic Violence	Residential Care	Medicaid	
Total							
Unduplicated Count	2,534	1,126	416	420	61	602	1,529
Agency Type							
Community Mental Health Center	1,796	1,102	4	0	0	589	1,518
Domestic Violence and Sexual Assault	421	0	1	420	0	0	2
Hospital	35	10	0	0	0	17	9
Residential Care	79	29	0	0	61	0	0
Substance Abuse	413	0	412	0	0	0	1
Sex							
Female	1,378	574	173	337	32	350	798
Male	1,156	552	243	83	29	252	731
Age							
0-04	85	1	2	70	0	11	10
05-17	369	68	6	74	0	175	238
18-20	138	78	22	15	1	11	86
21-24	277	147	62	44	2	40	161
25-34	561	286	120	93	7	95	316
35-44	613	315	147	75	13	117	375
45-54	342	168	43	41	18	96	231
55-64	108	47	11	7	13	41	78
65-74	31	13	2	1	4	12	26
75-84	9	1	1	0	3	3	7
85+	2	2	0	0	0	1	1
Race							
White	1,527	753	220	191	49	362	992
Black	605	218	112	144	8	159	317
Native American	205	72	63	51	2	26	77
Hispanic	102	36	14	25	1	16	56
Asian	40	18	0	6	0	11	34
Two or More Races	76	33	8	3	1	29	53
Presenting Problem/Diagnosis							
Alcohol Abuse	314	124	157	2	0	39	137
Developmental Disorder	142	39	0	3	16	70	97
Mood Disorder	580	370	0	2	3	162	484
Non Alcohol/Drug Related Organic	8	2	0	0	0	5	4
Other Non-Psychotic	324	190	0	0	0	97	263
Other Psychotic	189	112	0	0	7	72	160
Personality Disorder	4	3	0	0	0	1	3
Schizophrenia	176	93	0	0	0	105	163
Social Conditions	461	25	6	409	27	1	8
Substance Related	485	183	257	3	1	51	211
Unknown/Other	1	0	0	0	1	0	0
Deferred/No Diagnosis	8	2	0	1	6	0	0
Other Indicators							
Any Alcohol/Drug Problem	991	438	411	59	1	133	489
Custody of DHS	45	3	5	0	0	40	21
Custody of DOC	64	5	52	6	0	2	6
Custody of OJA	17	5	1	0	0	3	13
Deaf and Hard Hearing	5	3	0	0	0	2	5
Dual Diagnosis	116	87	3	0	0	35	95

Notes: Information in this table is based on data reported to DMHSAS as of 07/01/2002. The same client may be counted in more than one category, e.g., clients can receive services under more than one contract source, in more than one "County of Residence," or may have multiple "Other Indicators." Please see Definition page for other considerations.

Oklahoma Department of Mental Health and Substance Abuse Services
 Counts of Admitted Clients Served by Funding Source for Each County of Residence During FY2002

COUNTY OF RESIDENCE = COMANCHE

	Funding Source						
	Total	Mental Health	Substance Abuse	Domestic Violence	Residential Care	Medicaid	Other
Homeless	134	14	101	15	1	4	17
Indigent	2,301	1,027	414	385	61	583	1,337
SED (6-17)	202	41	0	0	0	119	164
SMI (If ever)	783	471	72	39	60	293	641

Oklahoma Department of Mental Health and Substance Abuse Services
Counts of Admitted Clients Served by Funding Source for Each County of Residence During FY2002

COUNTY OF RESIDENCE = COTTON

	Funding Source						
	Total	Mental Health	Substance Abuse	Domestic Violence	Residential Care	Medicaid	Other
Total							
Unduplicated Count	73	43	10	4	1	20	43
Agency Type							
Community Mental Health Center	65	42	2	0	0	19	43
Domestic Violence and Sexual Assault	4	0	0	4	0	0	0
Hospital	2	2	0	0	0	1	0
Residential Care	1	0	0	0	1	0	0
Substance Abuse	8	0	8	0	0	0	0
Sex							
Female	36	19	4	3	0	12	19
Male	37	24	6	1	1	8	24
Age							
0-04	1	0	0	1	0	0	0
05-17	15	5	0	0	0	12	11
18-20	6	5	1	0	0	1	4
21-24	10	6	1	1	0	2	7
25-34	11	5	3	0	0	3	6
35-44	16	13	3	2	0	2	6
45-54	10	7	1	0	0	0	7
55-64	3	2	1	0	0	0	2
75-84	1	0	0	0	1	0	0
Race							
White	57	36	8	4	1	12	32
Black	3	2	2	0	0	0	1
Native American	10	5	0	0	0	6	7
Hispanic	2	0	0	0	0	2	1
Two or More Races	2	0	0	0	0	0	2
Presenting Problem/Diagnosis							
Alcohol Abuse	3	2	1	0	0	0	2
Developmental Disorder	2	1	0	0	0	1	2
Mood Disorder	22	16	0	0	0	7	12
Non Alcohol/Drug Related Organic	1	1	0	0	0	0	0
Other Non-Psychotic	18	9	0	0	0	7	13
Other Psychotic	5	3	0	0	0	2	4
Schizophrenia	2	2	0	0	0	1	0
Social Conditions	5	0	1	4	0	0	0
Substance Related	17	10	8	0	0	2	10
Deferred/No Diagnosis	1	0	0	0	1	0	0
Other Indicators							
Any Alcohol/Drug Problem	22	14	9	0	0	3	13
Custody of DOC	2	2	1	0	0	0	0
Dual Diagnosis	1	1	0	0	0	0	1
Indigent	66	40	10	3	1	20	36
SED (6-17)	7	0	0	0	0	7	5
SMI (If ever)	21	14	3	1	1	4	13

Notes: Information in this table is based on data reported to DMHSAS as of 07/01/2002. The same client may be counted in more than one category, e.g., clients can receive services under more than one contract source, in more than one "County of Residence," or may have multiple "Other Indicators." Please see Definition page for other considerations.

Oklahoma Department of Mental Health and Substance Abuse Services
Counts of Admitted Clients Served by Funding Source for Each County of Residence During FY2002
COUNTY OF RESIDENCE = CRAIG

	Funding Source						
	Total	Mental Health	Substance Abuse	Domestic Violence	Residential Care	Medicaid	Other
Total							
Unduplicated Count	520	217	85	27	182	220	2
Agency Type							
Community Mental Health Center	364	204	1	0	0	220	1
Domestic Violence and Sexual Assault	27	0	0	27	0	0	0
Hospital	18	17	0	0	0	0	1
Residential Care	182	0	0	0	182	0	0
Substance Abuse	84	0	84	0	0	0	0
Sex							
Female	194	75	19	22	64	99	0
Male	326	142	66	5	118	121	2
Age							
0-04	8	0	2	6	0	0	0
05-17	24	6	13	5	0	0	0
18-20	17	8	9	1	2	0	0
21-24	28	12	9	2	2	7	0
25-34	84	35	16	6	23	34	0
35-44	133	60	23	5	40	61	0
45-54	130	60	11	2	50	66	1
55-64	61	26	2	0	36	34	1
65-74	26	8	0	0	22	12	0
75-84	9	2	0	0	7	6	0
Race							
White	412	175	50	18	152	182	1
Black	42	14	6	0	17	18	0
Native American	67	26	20	6	8	17	1
Hispanic	1	0	0	0	1	0	0
Asian	3	0	0	0	1	2	0
Two or More Races	19	3	10	3	3	1	0
Presenting Problem/Diagnosis							
Alcohol Abuse	28	3	22	0	3	0	0
Developmental Disorder	28	5	0	0	22	1	0
Mood Disorder	149	75	0	0	55	47	0
Non Alcohol/Drug Related Organic	1	0	0	0	0	1	0
Other Non-Psychotic	9	8	0	0	0	1	0
Other Psychotic	134	51	0	0	67	45	0
Personality Disorder	1	1	0	0	0	1	0
Schizophrenia	170	72	0	0	0	123	1
Social Conditions	47	0	4	27	16	0	0
Substance Related	62	2	60	0	0	1	0
Unknown/Other	8	1	0	0	6	0	1
Deferred/No Diagnosis	15	0	0	0	15	0	0
Other Indicators							
Any Alcohol/Drug Problem	184	73	81	0	20	39	0
Custody of DHS	2	2	0	0	0	0	0
Custody of DOC	19	1	18	0	0	1	0
Custody of OJA	1	1	0	0	0	0	0
Deaf and Hard Hearing	2	0	0	0	0	2	0
Dual Diagnosis	73	55	1	0	0	30	0
Homeless	34	5	4	18	7	1	0

Notes: Information in this table is based on data reported to DMHSAS as of 07/01/2002. The same client may be counted in more than one category, e.g., clients can receive services under more than one contract source, in more than one "County of Residence," or may have multiple "Other Indicators." Please see Definition page for other considerations.

Oklahoma Department of Mental Health and Substance Abuse Services
Counts of Admitted Clients Served by Funding Source for Each County of Residence During FY2002
COUNTY OF RESIDENCE = CRAIG

	Funding Source						
	Total	Mental Health	Substance Abuse	Domestic Violence	Residential Care	Medicaid	Other
Indigent	505	213	77	26	179	220	2
SED (6-17)	6	6	0	0	0	0	0
SMI (If ever)	415	205	14	4	182	220	2

Oklahoma Department of Mental Health and Substance Abuse Services
Counts of Admitted Clients Served by Funding Source for Each County of Residence During FY2002
COUNTY OF RESIDENCE = CREEK

	Funding Source						
	Total	Mental Health	Substance Abuse	Domestic Violence	Residential Care	Medicaid	Other
Total							
Unduplicated Count	882	557	254	40	8	92	52
Agency Type							
Community Mental Health Center	571	537	4	0	0	90	25
Domestic Violence and Sexual Assault	64	0	12	40	0	0	15
Hospital	46	32	0	0	0	3	13
Other	4	4	0	0	0	0	0
Residential Care	8	0	0	0	8	0	0
Substance Abuse	241	0	241	0	0	0	0
Sex							
Female	419	286	81	34	4	51	11
Male	463	271	173	6	4	41	41
Age							
0-04	6	3	1	1	0	0	1
05-17	69	47	10	9	0	1	3
18-20	64	33	26	4	0	1	3
21-24	104	62	34	4	0	11	5
25-34	222	137	71	6	2	16	19
35-44	230	148	70	12	2	26	16
45-54	143	92	38	4	4	26	3
55-64	36	29	4	0	0	8	0
65-74	7	6	0	0	0	3	1
75-84	1	0	0	0	0	0	1
Race							
White	731	479	203	28	6	84	38
Black	36	20	11	1	0	3	3
Native American	65	22	32	7	0	1	6
Hispanic	11	5	2	1	1	0	2
Asian	3	2	0	1	0	1	0
Two or More Races	55	36	14	2	1	3	3
Presenting Problem/Diagnosis							
Alcohol Abuse	101	12	90	0	0	0	2
Developmental Disorder	41	40	0	0	1	3	0
Mood Disorder	356	334	0	0	1	45	21
Non Alcohol/Drug Related Organic	8	8	0	0	0	2	0
Other Non-Psychotic	76	68	0	0	0	15	4
Other Psychotic	53	39	0	0	6	8	6
Personality Disorder	3	2	0	0	0	1	0
Schizophrenia	40	34	0	0	0	16	1
Social Conditions	68	6	10	40	0	1	15
Substance Related	186	30	159	0	0	3	3
Other Indicators							
Any Alcohol/Drug Problem	436	192	246	4	0	17	23
Custody of DHS	1	1	0	0	0	0	0
Custody of DOC	33	11	22	0	0	1	0
Deaf and Hard Hearing	4	2	1	0	0	1	0
Dual Diagnosis	81	72	6	0	0	11	7
Homeless	25	10	5	7	0	1	3
Indigent	854	549	239	35	8	92	48
SED (6-17)	31	31	0	0	0	0	0

Notes: Information in this table is based on data reported to DMHSAS as of 07/01/2002. The same client may be counted in more than one category, e.g., clients can receive services under more than one contract source, in more than one "County of Residence," or may have multiple "Other Indicators." Please see Definition page for other considerations.

Oklahoma Department of Mental Health and Substance Abuse Services
Counts of Admitted Clients Served by Funding Source for Each County of Residence During FY2002
COUNTY OF RESIDENCE = CREEK

	Funding Source						
	Total	Mental Health	Substance Abuse	Domestic Violence	Residential Care	Medicaid	Other
SMI (If ever)	516	451	42	5	8	86	30

Oklahoma Department of Mental Health and Substance Abuse Services
Counts of Admitted Clients Served by Funding Source for Each County of Residence During FY2002

COUNTY OF RESIDENCE = CUSTER

	Funding Source						
	Total	Mental Health	Substance Abuse	Domestic Violence	Residential Care	Medicaid	Other
Total							
Unduplicated Count	505	244	104	155	2	117	10
Agency Type							
Community Mental Health Center	291	243	28	0	0	111	9
Domestic Violence and Sexual Assault	155	0	0	155	0	0	1
Hospital	9	3	0	0	0	6	0
Residential Care	2	0	0	0	2	0	0
Substance Abuse	80	0	80	0	0	0	0
Sex							
Female	281	120	48	111	1	70	3
Male	224	124	56	44	1	47	7
Age							
0-04	37	1	3	33	0	0	1
05-17	57	16	7	24	0	20	0
18-20	32	15	8	12	0	2	1
21-24	49	24	16	16	0	3	0
25-34	97	44	26	30	0	21	0
35-44	129	68	32	30	2	33	5
45-54	71	51	10	8	0	23	2
55-64	27	21	2	1	0	13	1
65-74	5	3	0	1	0	2	0
75-84	1	1	0	0	0	0	0
Race							
White	390	200	83	109	2	91	8
Black	20	11	6	2	0	8	0
Native American	30	12	10	8	0	4	1
Hispanic	23	8	2	13	0	4	0
Asian	1	0	1	0	0	0	0
Two or More Races	42	13	3	23	0	10	1
Presenting Problem/Diagnosis							
Alcohol Abuse	50	21	35	0	0	1	4
Developmental Disorder	8	6	0	1	0	3	0
Mood Disorder	126	97	5	2	1	62	3
Other Non-Psychotic	51	41	3	0	0	19	0
Other Psychotic	31	28	0	0	1	10	0
Personality Disorder	6	5	1	0	0	2	0
Schizophrenia	31	25	1	0	0	16	0
Social Conditions	155	0	10	146	0	1	1
Substance Related	75	28	55	1	0	3	2
Deferred/No Diagnosis	5	0	0	5	0	0	0
Other Indicators							
Any Alcohol/Drug Problem	171	88	92	9	0	29	8
Custody of DHS	14	4	4	0	0	8	0
Custody of DOC	6	2	4	0	0	2	0
Custody of OJA	1	1	0	0	0	0	0
Deaf and Hard Hearing	2	2	1	0	0	1	0
Dual Diagnosis	31	24	6	0	0	12	1
Homeless	67	11	3	54	0	3	1
Indigent	492	240	103	149	2	117	6
SED (6-17)	17	11	0	0	0	12	0

Notes: Information in this table is based on data reported to DMHSAS as of 07/01/2002. The same client may be counted in more than one category, e.g., clients can receive services under more than one contract source, in more than one "County of Residence," or may have multiple "Other Indicators." Please see Definition page for other considerations.

Oklahoma Department of Mental Health and Substance Abuse Services
Counts of Admitted Clients Served by Funding Source for Each County of Residence During FY2002
COUNTY OF RESIDENCE = CUSTER

	Funding Source						
	Total	Mental Health	Substance Abuse	Domestic Violence	Residential Care	Medicaid	Other
SMI (If ever)	187	140	16	16	2	82	4

Oklahoma Department of Mental Health and Substance Abuse Services
Counts of Admitted Clients Served by Funding Source for Each County of Residence During FY2002
COUNTY OF RESIDENCE = DELAWARE

	Funding Source						
	Total	Mental Health	Substance Abuse	Domestic Violence	Residential Care	Medicaid	Other
Total							
Unduplicated Count	490	216	174	77	9	78	3
Agency Type							
Community Mental Health Center	248	210	7	0	0	78	2
Domestic Violence and Sexual Assault	77	0	0	77	0	0	1
Hospital	7	7	0	0	0	0	0
Other	19	0	19	0	0	0	0
Residential Care	9	0	0	0	9	0	0
Substance Abuse	148	0	148	0	0	0	0
Sex							
Female	270	136	63	58	0	58	2
Male	220	80	111	19	9	20	1
Age							
0-04	13	1	0	12	0	0	0
05-17	58	23	15	16	0	5	0
18-20	37	17	16	6	0	0	0
21-24	44	20	20	4	0	6	0
25-34	115	51	45	16	0	17	1
35-44	127	58	51	15	2	27	2
45-54	57	27	19	5	3	12	0
55-64	27	13	6	1	3	10	0
65-74	8	6	1	1	0	0	0
75-84	4	0	1	1	1	1	0
Race							
White	366	173	125	45	9	66	2
Black	2	0	1	1	0	0	0
Native American	85	32	38	16	0	9	1
Hispanic	7	2	1	4	0	0	0
Asian	2	0	2	0	0	0	0
Two or More Races	34	10	10	12	0	3	0
Presenting Problem/Diagnosis							
Alcohol Abuse	72	1	71	0	0	0	1
Developmental Disorder	12	9	0	2	1	2	0
Mood Disorder	154	131	0	0	4	47	0
Other Non-Psychotic	53	45	0	0	0	15	1
Other Psychotic	12	11	0	0	0	7	0
Personality Disorder	1	1	0	0	0	0	0
Schizophrenia	13	10	0	0	0	7	0
Social Conditions	80	1	0	75	4	0	1
Substance Related	108	7	103	0	0	0	0
Deferred/No Diagnosis	1	0	0	1	0	0	0
Other Indicators							
Any Alcohol/Drug Problem	218	46	174	1	0	12	1
Custody of DHS	9	4	0	0	0	5	0
Custody of DOC	10	1	9	0	0	0	0
Custody of OJA	2	0	2	0	0	0	0
Deaf and Hard Hearing	1	1	0	0	0	0	0
Dual Diagnosis	34	30	1	0	0	7	0
Homeless	40	3	2	36	0	1	1
Indigent	480	212	173	72	9	78	3

Notes: Information in this table is based on data reported to DMHSAS as of 07/01/2002. The same client may be counted in more than one category, e.g., clients can receive services under more than one contract source, in more than one "County of Residence," or may have multiple "Other Indicators." Please see Definition page for other considerations.

Oklahoma Department of Mental Health and Substance Abuse Services
Counts of Admitted Clients Served by Funding Source for Each County of Residence During FY2002
COUNTY OF RESIDENCE = DELAWARE

	Funding Source						
	Total	Mental Health	Substance Abuse	Domestic Violence	Residential Care	Medicaid	Other
SED (6-17)	18	15	0	0	0	3	0
SMI (If ever)	230	181	22	8	9	70	0

Oklahoma Department of Mental Health and Substance Abuse Services
 Counts of Admitted Clients Served by Funding Source for Each County of Residence During FY2002

COUNTY OF RESIDENCE = DEWEY

	Funding Source						
	Total	Mental Health	Substance Abuse	Domestic Violence	Residential Care	Medicaid	Other
Total							
Unduplicated Count	90	51	16	11	0	6	40
Agency Type							
Community Mental Health Center	65	51	0	0	0	6	39
Domestic Violence and Sexual Assault	11	0	0	11	0	0	1
Substance Abuse	16	0	16	0	0	0	0
Sex							
Female	44	28	3	7	0	3	23
Male	46	23	13	4	0	3	17
Age							
0-04	3	0	2	1	0	0	1
05-17	6	2	0	2	0	0	2
18-20	2	0	2	0	0	0	0
21-24	5	3	1	0	0	0	2
25-34	18	12	3	2	0	1	10
35-44	29	16	6	5	0	3	11
45-54	17	11	2	1	0	0	5
55-64	5	4	0	0	0	1	5
65-74	4	2	0	0	0	1	3
75-84	1	1	0	0	0	0	1
Race							
White	80	44	14	9	0	5	38
Black	5	3	2	0	0	0	0
Native American	6	4	0	2	0	1	2
Presenting Problem/Diagnosis							
Alcohol Abuse	7	5	3	0	0	0	2
Developmental Disorder	1	0	0	0	0	0	1
Mood Disorder	33	27	0	0	0	2	18
Non Alcohol/Drug Related Organic	1	1	0	0	0	0	1
Other Non-Psychotic	11	7	0	0	0	1	7
Other Psychotic	2	1	0	0	0	2	0
Schizophrenia	6	5	0	0	0	2	5
Social Conditions	16	2	3	11	0	0	3
Substance Related	15	4	10	0	0	0	3
Other Indicators							
Any Alcohol/Drug Problem	38	23	13	1	0	1	11
Custody of DHS	2	0	2	0	0	0	0
Custody of DOC	2	1	1	0	0	0	0
Dual Diagnosis	9	8	0	0	0	0	3
Homeless	1	1	0	0	0	0	1
Indigent	88	51	16	11	0	6	38
SMI (If ever)	33	24	3	2	0	5	16

Notes: Information in this table is based on data reported to DMHSAS as of 07/01/2002. The same client may be counted in more than one category, e.g., clients can receive services under more than one contract source, in more than one "County of Residence," or may have multiple "Other Indicators." Please see Definition page for other considerations.

Oklahoma Department of Mental Health and Substance Abuse Services
Counts of Admitted Clients Served by Funding Source for Each County of Residence During FY2002

COUNTY OF RESIDENCE = ELLIS

	Funding Source						
	Total	Mental Health	Substance Abuse	Domestic Violence	Residential Care	Medicaid	Other
Total							
Unduplicated Count	85	43	11	13	0	9	43
Agency Type							
Community Mental Health Center	60	43	0	0	0	7	43
Domestic Violence and Sexual Assault	13	0	0	13	0	0	0
Hospital	2	0	0	0	0	2	0
Substance Abuse	11	0	11	0	0	0	0
Sex							
Female	51	27	5	12	0	6	23
Male	34	16	6	1	0	3	20
Age							
0-04	6	0	1	5	0	0	0
05-17	8	5	0	1	0	4	4
18-20	4	2	1	0	0	0	1
21-24	12	6	2	3	0	1	4
25-34	14	9	2	1	0	0	7
35-44	17	8	4	0	0	1	10
45-54	14	7	1	1	0	3	11
55-64	6	4	0	0	0	0	4
65-74	2	1	0	1	0	0	1
75-84	1	1	0	0	0	0	1
85+	1	0	0	1	0	0	0
Race							
White	72	38	7	9	0	9	41
Black	1	0	1	0	0	0	0
Native American	4	1	3	0	0	0	0
Hispanic	5	2	0	3	0	0	2
Two or More Races	3	2	0	1	0	0	0
Presenting Problem/Diagnosis							
Alcohol Abuse	7	1	4	0	0	0	3
Mood Disorder	36	27	0	0	0	7	24
Non Alcohol/Drug Related Organic	2	1	0	0	0	0	1
Other Non-Psychotic	11	6	0	0	0	2	9
Other Psychotic	2	2	0	0	0	0	2
Personality Disorder	1	1	0	0	0	0	0
Schizophrenia	2	2	0	0	0	0	1
Social Conditions	16	2	1	13	0	0	1
Substance Related	8	1	6	0	0	0	2
Other Indicators							
Any Alcohol/Drug Problem	28	12	10	0	0	1	16
Custody of DHS	1	1	0	0	0	1	1
Custody of DOC	1	0	0	1	0	0	0
Custody of OJA	1	1	0	0	0	0	1
Deaf and Hard Hearing	1	1	0	0	0	0	1
Dual Diagnosis	5	4	0	0	0	1	3
Homeless	1	0	0	1	0	0	0
Indigent	73	42	10	10	0	9	35
SED (6-17)	3	2	0	0	0	2	2
SMI (If ever)	25	18	4	0	0	4	14

Notes: Information in this table is based on data reported to DMHSAS as of 07/01/2002. The same client may be counted in more than one category, e.g., clients can receive services under more than one contract source, in more than one "County of Residence," or may have multiple "Other Indicators." Please see Definition page for other considerations.

Oklahoma Department of Mental Health and Substance Abuse Services
Counts of Admitted Clients Served by Funding Source for Each County of Residence During FY2002

COUNTY OF RESIDENCE = GARFIELD

	Funding Source						
	Total	Mental Health	Substance Abuse	Domestic Violence	Residential Care	Medicaid	Other
Total							
Unduplicated Count	1,301	603	127	492	1	148	105
Agency Type							
Community Mental Health Center	729	597	0	0	0	146	101
Domestic Violence and Sexual Assault	510	0	19	492	0	0	0
Hospital	18	11	0	0	0	2	5
Residential Care	1	0	0	0	1	0	0
Substance Abuse	108	0	108	0	0	0	0
Sex							
Female	751	336	43	348	0	85	40
Male	550	267	84	144	1	63	65
Age							
0-04	40	0	10	32	0	0	0
05-17	157	37	15	98	0	8	7
18-20	71	37	3	25	0	19	9
21-24	119	52	9	52	1	9	7
25-34	325	156	40	134	0	26	16
35-44	339	177	33	96	0	40	35
45-54	152	86	14	41	0	17	16
55-64	85	50	3	12	0	24	13
65-74	9	5	0	2	0	3	2
75-84	4	3	0	0	0	2	0
Race							
White	1,112	528	85	415	1	129	91
Black	70	34	9	25	0	7	4
Native American	43	18	6	16	0	6	2
Hispanic	44	8	10	27	0	1	4
Asian	8	2	1	4	0	0	2
Two or More Races	46	19	18	5	0	5	2
Presenting Problem/Diagnosis							
Alcohol Abuse	53	19	32	0	0	1	8
Developmental Disorder	34	28	0	0	0	4	6
Mood Disorder	327	271	0	0	0	67	40
Non Alcohol/Drug Related Organic	8	7	0	0	0	2	3
Other Non-Psychotic	172	144	0	0	0	22	18
Other Psychotic	56	37	0	0	1	20	11
Personality Disorder	29	27	0	0	0	3	0
Schizophrenia	67	39	0	0	0	27	15
Social Conditions	320	36	32	255	0	2	1
Substance Related	84	26	63	0	0	0	5
Unknown/Other	2	1	0	0	0	0	1
Deferred/No Diagnosis	237	0	1	237	0	0	0
Other Indicators							
Any Alcohol/Drug Problem	282	169	103	8	0	25	37
Custody of DHS	5	1	2	0	0	2	1
Custody of DOC	32	2	25	2	0	3	0
Custody of OJA	3	1	2	0	0	0	0
Deaf and Hard Hearing	10	6	0	0	0	3	2
Dual Diagnosis	65	56	0	0	0	10	12
Homeless	96	12	24	62	0	3	3

Notes: Information in this table is based on data reported to DMHSAS as of 07/01/2002. The same client may be counted in more than one category, e.g., clients can receive services under more than one contract source, in more than one "County of Residence," or may have multiple "Other Indicators." Please see Definition page for other considerations.

Oklahoma Department of Mental Health and Substance Abuse Services
 Counts of Admitted Clients Served by Funding Source for Each County of Residence During FY2002

COUNTY OF RESIDENCE = GARFIELD

	Funding Source						
	Total	Mental Health	Substance Abuse	Domestic Violence	Residential Care	Medicaid	Other
Indigent	1,211	596	125	421	1	148	88
SED (6-17)	30	26	0	0	0	4	3
SMI (If ever)	544	395	25	56	1	124	68

Oklahoma Department of Mental Health and Substance Abuse Services
Counts of Admitted Clients Served by Funding Source for Each County of Residence During FY2002

COUNTY OF RESIDENCE = GARVIN

	Funding Source						
	Total	Mental Health	Substance Abuse	Domestic Violence	Residential Care	Medicaid	Other
Total							
Unduplicated Count	582	345	137	99	0	110	42
Agency Type							
Community Mental Health Center	377	313	62	0	0	103	15
Domestic Violence and Sexual Assault	99	0	1	99	0	0	0
Hospital	96	63	0	0	0	7	27
Other	1	1	0	0	0	0	0
Substance Abuse	80	0	80	0	0	0	0
Sex							
Female	279	172	53	42	0	75	15
Male	303	173	84	57	0	35	27
Age							
0-04	6	1	2	3	0	0	0
05-17	76	52	7	11	0	6	11
18-20	36	25	13	5	0	0	2
21-24	55	27	19	15	0	3	1
25-34	101	45	24	29	0	19	5
35-44	153	94	46	21	0	30	11
45-54	109	72	23	12	0	31	7
55-64	31	20	3	3	0	16	0
65-74	13	8	0	0	0	5	3
75-84	2	1	0	0	0	0	2
Race							
White	504	299	119	83	0	97	35
Black	25	13	6	7	0	4	1
Native American	32	13	8	7	0	7	1
Hispanic	6	5	1	1	0	1	0
Asian	1	1	0	0	0	0	1
Two or More Races	23	17	5	1	0	1	4
Presenting Problem/Diagnosis							
Alcohol Abuse	53	25	46	0	0	2	0
Developmental Disorder	21	20	1	0	0	0	4
Mood Disorder	216	176	12	3	0	56	21
Non Alcohol/Drug Related Organic	3	2	0	0	0	1	1
Other Non-Psychotic	50	40	4	0	0	10	4
Other Psychotic	48	37	2	0	0	18	8
Personality Disorder	1	1	0	0	0	0	0
Schizophrenia	34	19	0	0	0	21	3
Social Conditions	114	12	9	95	0	1	0
Substance Related	78	28	66	0	0	2	1
Deferred/No Diagnosis	1	0	0	1	0	0	0
Other Indicators							
Any Alcohol/Drug Problem	242	148	125	1	0	30	18
Custody of DHS	5	3	2	0	0	1	0
Custody of DOC	5	2	2	1	0	1	0
Custody of OJA	3	2	2	0	0	0	0
Deaf and Hard Hearing	3	3	0	0	0	1	1
Dual Diagnosis	47	37	14	0	0	8	5
Homeless	19	8	4	9	0	1	0
Indigent	545	328	131	90	0	106	34

Notes: Information in this table is based on data reported to DMHSAS as of 07/01/2002. The same client may be counted in more than one category, e.g., clients can receive services under more than one contract source, in more than one "County of Residence," or may have multiple "Other Indicators." Please see Definition page for other considerations.

Oklahoma Department of Mental Health and Substance Abuse Services
 Counts of Admitted Clients Served by Funding Source for Each County of Residence During FY2002

COUNTY OF RESIDENCE = GARVIN

	Funding Source						
	Total	Mental Health	Substance Abuse	Domestic Violence	Residential Care	Medicaid	Other
SED (6-17)	24	14	1	0	0	6	7
SMI (If ever)	279	201	37	16	0	92	27

Oklahoma Department of Mental Health and Substance Abuse Services
Counts of Admitted Clients Served by Funding Source for Each County of Residence During FY2002

COUNTY OF RESIDENCE = GRADY

	Funding Source						
	Total	Mental Health	Substance Abuse	Domestic Violence	Residential Care	Medicaid	Other
Total							
Unduplicated Count	1,037	529	297	181	4	123	46
Agency Type							
Community Mental Health Center	617	505	31	0	0	114	43
Domestic Violence and Sexual Assault	181	0	0	181	0	0	0
Hospital	37	28	0	0	0	9	2
Other	4	4	0	0	0	0	0
Residential Care	4	0	0	0	4	0	0
Substance Abuse	269	0	268	0	0	0	1
Sex							
Female	588	255	160	157	2	82	22
Male	449	274	137	24	2	41	24
Age							
0-04	23	1	3	19	0	0	0
05-17	180	77	91	13	0	11	1
18-20	47	20	15	14	0	2	3
21-24	124	57	46	32	1	7	8
25-34	222	110	56	55	2	18	15
35-44	224	145	55	33	1	16	11
45-54	134	83	24	13	0	24	7
55-64	43	22	6	1	0	18	0
65-74	21	9	1	1	0	12	1
75-84	10	3	0	0	0	8	0
85+	9	2	0	0	0	7	0
Race							
White	867	447	237	147	4	108	38
Black	59	31	16	14	0	6	1
Native American	60	22	25	15	0	4	5
Hispanic	17	12	4	1	0	3	2
Asian	6	2	5	0	0	0	0
Two or More Races	32	18	10	4	0	2	0
Presenting Problem/Diagnosis							
Alcohol Abuse	72	25	47	0	1	1	8
Developmental Disorder	38	37	1	0	0	2	0
Mood Disorder	264	204	6	0	0	65	10
Non Alcohol/Drug Related Organic	5	3	0	0	0	2	0
Other Non-Psychotic	181	163	4	0	0	21	7
Other Psychotic	54	39	1	0	3	18	8
Personality Disorder	2	2	0	0	0	0	0
Schizophrenia	40	28	0	0	0	14	3
Social Conditions	285	22	86	181	0	0	0
Substance Related	174	25	153	0	0	0	10
Other Indicators							
Any Alcohol/Drug Problem	348	137	211	0	1	14	22
Custody of DHS	16	6	9	0	0	1	0
Custody of DOC	7	3	2	1	1	0	0
Custody of OJA	24	0	22	0	0	2	0
Deaf and Hard Hearing	5	3	2	0	0	0	1
Dual Diagnosis	42	36	3	0	0	6	1
Homeless	35	8	5	20	0	1	1

Notes: Information in this table is based on data reported to DMHSAS as of 07/01/2002. The same client may be counted in more than one category, e.g., clients can receive services under more than one contract source, in more than one "County of Residence," or may have multiple "Other Indicators." Please see Definition page for other considerations.

Oklahoma Department of Mental Health and Substance Abuse Services
 Counts of Admitted Clients Served by Funding Source for Each County of Residence During FY2002

COUNTY OF RESIDENCE = GRADY

	Funding Source						
	Total	Mental Health	Substance Abuse	Domestic Violence	Residential Care	Medicaid	Other
Indigent	997	518	282	166	4	121	36
SED (6-17)	48	41	0	0	0	11	1
SMI (If ever)	375	267	32	29	4	93	28

Oklahoma Department of Mental Health and Substance Abuse Services
Counts of Admitted Clients Served by Funding Source for Each County of Residence During FY2002

COUNTY OF RESIDENCE = GRANT

	Funding Source						
	Total	Mental Health	Substance Abuse	Domestic Violence	Residential Care	Medicaid	Other
Total							
Unduplicated Count	41	22	4	4	1	11	1
Agency Type							
Community Mental Health Center	31	21	0	0	0	11	1
Domestic Violence and Sexual Assault	4	0	0	4	0	0	0
Hospital	1	1	0	0	0	0	0
Residential Care	1	0	0	0	1	0	0
Substance Abuse	4	0	4	0	0	0	0
Sex							
Female	15	6	1	3	0	5	1
Male	26	16	3	1	1	6	0
Age							
05-17	5	3	2	0	0	0	0
18-20	1	0	0	0	1	0	0
21-24	2	2	0	0	0	0	0
25-34	15	8	1	4	0	2	0
35-44	7	5	0	0	0	2	1
45-54	6	3	1	0	0	2	0
55-64	4	1	0	0	0	4	0
65-74	1	0	0	0	0	1	0
Race							
White	39	22	3	4	1	10	1
Native American	2	0	1	0	0	1	0
Presenting Problem/Diagnosis							
Alcohol Abuse	2	1	1	0	0	0	0
Mood Disorder	9	5	0	0	0	4	1
Non Alcohol/Drug Related Organic	1	0	0	0	0	1	0
Other Non-Psychotic	11	11	0	0	0	1	0
Other Psychotic	2	1	0	0	0	1	0
Personality Disorder	1	0	0	0	0	1	0
Schizophrenia	3	0	0	0	0	3	0
Social Conditions	7	2	2	2	1	0	0
Substance Related	3	2	1	0	0	0	0
Deferred/No Diagnosis	2	0	0	2	0	0	0
Other Indicators							
Any Alcohol/Drug Problem	8	6	2	0	0	0	0
Custody of DHS	2	0	2	0	0	0	0
Dual Diagnosis	2	2	0	0	0	0	0
Homeless	3	0	2	0	1	0	0
Indigent	39	22	4	3	1	11	0
SED (6-17)	2	2	0	0	0	0	0
SMI (If ever)	23	13	0	0	1	11	0

Notes: Information in this table is based on data reported to DMHSAS as of 07/01/2002. The same client may be counted in more than one category, e.g., clients can receive services under more than one contract source, in more than one "County of Residence," or may have multiple "Other Indicators." Please see Definition page for other considerations.

Oklahoma Department of Mental Health and Substance Abuse Services
Counts of Admitted Clients Served by Funding Source for Each County of Residence During FY2002
COUNTY OF RESIDENCE = GREER

	Total	Funding Source					
		Mental Health	Substance Abuse	Domestic Violence	Residential Care	Medicaid	Other
Total							
Unduplicated Count	116	43	53	19	0	16	14
Agency Type							
Community Mental Health Center	52	43	1	0	0	16	14
Domestic Violence and Sexual Assault	21	0	2	19	0	0	0
Substance Abuse	52	0	52	0	0	0	0
Sex							
Female	54	22	16	13	0	12	6
Male	62	21	37	6	0	4	8
Age							
0-04	1	0	0	1	0	0	0
05-17	12	2	4	5	0	3	3
18-20	11	4	4	3	0	1	1
21-24	10	7	5	0	0	0	1
25-34	25	6	15	5	0	1	2
35-44	28	12	13	2	0	5	3
45-54	16	5	8	2	0	3	1
55-64	10	4	4	1	0	2	3
65-74	3	3	0	0	0	1	0
Race							
White	99	38	47	14	0	13	12
Black	9	4	3	2	0	1	0
Native American	2	0	0	2	0	0	0
Hispanic	4	1	2	1	0	1	1
Two or More Races	4	2	1	0	0	2	1
Presenting Problem/Diagnosis							
Alcohol Abuse	23	2	21	0	0	1	1
Developmental Disorder	1	1	0	0	0	1	1
Mood Disorder	24	19	0	1	0	7	7
Other Non-Psychotic	11	11	0	0	0	2	1
Other Psychotic	3	3	0	0	0	1	1
Schizophrenia	6	4	0	0	0	4	1
Social Conditions	21	0	3	18	0	0	0
Substance Related	32	4	29	0	0	0	2
Other Indicators							
Any Alcohol/Drug Problem	61	14	50	0	0	2	4
Custody of DHS	2	1	1	0	0	1	1
Custody of DOC	3	0	3	0	0	0	0
Dual Diagnosis	2	2	0	0	0	1	1
Homeless	6	4	3	0	0	0	0
Indigent	116	43	53	19	0	16	13
SED (6-17)	2	1	0	0	0	2	2
SMI (If ever)	30	21	6	0	0	11	6

Notes: Information in this table is based on data reported to DMHSAS as of 07/01/2002. The same client may be counted in more than one category, e.g., clients can receive services under more than one contract source, in more than one "County of Residence," or may have multiple "Other Indicators." Please see Definition page for other considerations.

Oklahoma Department of Mental Health and Substance Abuse Services
 Counts of Admitted Clients Served by Funding Source for Each County of Residence During FY2002

COUNTY OF RESIDENCE = HARMON

	Total	Funding Source					
		Mental Health	Substance Abuse	Domestic Violence	Residential Care	Medicaid	Other
Total							
Unduplicated Count	54	18	7	19	0	7	16
Agency Type							
Community Mental Health Center	27	16	0	0	0	7	16
Domestic Violence and Sexual Assault	19	0	0	19	0	0	0
Hospital	2	2	0	0	0	0	0
Substance Abuse	7	0	7	0	0	0	0
Sex							
Female	33	12	2	15	0	5	9
Male	21	6	5	4	0	2	7
Age							
0-04	5	0	0	5	0	0	0
05-17	6	0	1	5	0	0	0
18-20	7	3	3	0	0	1	1
21-24	3	0	0	2	0	1	0
25-34	10	5	1	4	0	0	3
35-44	14	5	1	3	0	1	7
45-54	8	4	1	0	0	4	5
65-74	1	1	0	0	0	0	0
Race							
White	35	15	7	9	0	3	11
Black	3	0	0	0	0	2	2
Native American	1	0	0	1	0	0	0
Hispanic	13	3	0	9	0	2	1
Two or More Races	3	0	1	0	0	0	2
Presenting Problem/Diagnosis							
Alcohol Abuse	3	1	1	0	0	0	1
Mood Disorder	12	8	0	0	0	1	7
Non Alcohol/Drug Related Organic	1	1	0	0	0	0	1
Other Non-Psychotic	5	3	0	0	0	3	1
Other Psychotic	4	2	0	0	0	1	2
Schizophrenia	3	2	0	0	0	2	3
Social Conditions	19	0	0	19	0	0	0
Substance Related	8	1	6	0	0	0	1
Other Indicators							
Any Alcohol/Drug Problem	14	3	7	0	0	1	4
Custody of DOC	2	0	2	0	0	0	0
Custody of OJA	1	0	1	0	0	0	0
Dual Diagnosis	3	1	0	0	0	1	2
Indigent	52	17	7	19	0	7	14
SMI (If ever)	20	12	0	2	0	5	12

Notes: Information in this table is based on data reported to DMHSAS as of 07/01/2002. The same client may be counted in more than one category, e.g., clients can receive services under more than one contract source, in more than one "County of Residence," or may have multiple "Other Indicators." Please see Definition page for other considerations.

Oklahoma Department of Mental Health and Substance Abuse Services
Counts of Admitted Clients Served by Funding Source for Each County of Residence During FY2002

COUNTY OF RESIDENCE = HARPER

	Total	Funding Source					Other
		Mental Health	Substance Abuse	Domestic Violence	Residential Care	Medicaid	
Total							
Unduplicated Count	86	45	6	5	0	16	60
Agency Type							
Community Mental Health Center	75	44	1	0	0	16	60
Domestic Violence and Sexual Assault	5	0	0	5	0	0	0
Other	1	1	0	0	0	0	0
Substance Abuse	5	0	5	0	0	0	0
Sex							
Female	46	28	0	2	0	9	35
Male	40	17	6	3	0	7	25
Age							
0-04	1	0	0	1	0	0	0
05-17	7	1	0	2	0	1	5
18-20	4	3	0	0	0	1	4
21-24	7	4	1	1	0	0	3
25-34	11	7	1	1	0	1	5
35-44	19	14	1	0	0	2	15
45-54	16	8	2	0	0	3	10
55-64	12	4	1	0	0	6	10
65-74	7	2	0	0	0	2	7
75-84	1	1	0	0	0	0	1
85+	1	1	0	0	0	0	0
Race							
White	77	40	6	4	0	15	54
Black	2	0	0	1	0	1	1
Native American	3	3	0	0	0	0	2
Hispanic	2	1	0	0	0	0	1
Asian	1	0	0	0	0	0	1
Two or More Races	1	1	0	0	0	0	1
Presenting Problem/Diagnosis							
Alcohol Abuse	6	2	3	0	0	2	3
Developmental Disorder	5	4	0	0	0	0	4
Mood Disorder	32	21	0	0	0	2	24
Non Alcohol/Drug Related Organic	2	0	0	0	0	1	2
Other Non-Psychotic	9	6	1	0	0	1	7
Other Psychotic	9	4	0	0	0	4	7
Schizophrenia	10	6	0	0	0	4	8
Social Conditions	8	2	0	5	0	1	2
Substance Related	5	0	2	0	0	1	3
Other Indicators							
Any Alcohol/Drug Problem	34	20	6	0	0	6	24
Custody of DOC	1	0	1	0	0	0	0
Deaf and Hard Hearing	1	0	0	0	0	0	1
Dual Diagnosis	10	6	1	0	0	2	7
Indigent	83	44	6	5	0	16	58
SED (6-17)	1	1	0	0	0	0	1
SMI (If ever)	40	20	3	0	0	11	30

Notes: Information in this table is based on data reported to DMHSAS as of 07/01/2002. The same client may be counted in more than one category, e.g., clients can receive services under more than one contract source, in more than one "County of Residence," or may have multiple "Other Indicators." Please see Definition page for other considerations.

Oklahoma Department of Mental Health and Substance Abuse Services
Counts of Admitted Clients Served by Funding Source for Each County of Residence During FY2002

COUNTY OF RESIDENCE = HASKELL

	Funding Source						
	Total	Mental Health	Substance Abuse	Domestic Violence	Residential Care	Medicaid	Other
Total							
Unduplicated Count	264	139	41	53	8	57	65
Agency Type							
Community Mental Health Center	171	138	2	0	0	56	65
Domestic Violence and Sexual Assault	49	0	4	49	0	0	0
Hospital	3	2	0	0	0	1	0
Residential Care	8	0	0	0	8	0	0
Substance Abuse	42	0	36	7	0	0	0
Sex							
Female	164	90	17	39	4	40	46
Male	100	49	24	14	4	17	19
Age							
0-04	21	0	0	21	0	0	0
05-17	26	7	8	6	0	8	0
18-20	7	2	3	2	0	0	2
21-24	10	4	3	2	0	1	0
25-34	51	24	10	11	2	8	7
35-44	67	39	14	7	2	15	15
45-54	45	33	3	3	0	16	20
55-64	24	19	0	1	3	6	11
65-74	9	7	0	0	1	2	6
75-84	4	4	0	0	0	1	4
Race							
White	236	128	37	42	6	52	62
Black	5	2	1	1	1	2	1
Native American	17	9	2	5	1	3	2
Hispanic	2	0	0	2	0	0	0
Two or More Races	8	0	2	6	0	0	0
Presenting Problem/Diagnosis							
Alcohol Abuse	8	2	6	0	0	0	1
Developmental Disorder	7	2	0	0	1	5	0
Mood Disorder	105	89	0	0	0	31	41
Non Alcohol/Drug Related Organic	2	2	0	0	0	1	0
Other Non-Psychotic	17	14	0	0	0	3	6
Other Psychotic	18	9	0	0	7	5	7
Schizophrenia	21	15	0	0	0	12	10
Social Conditions	54	2	5	51	0	0	0
Substance Related	34	4	30	0	0	0	0
Deferred/No Diagnosis	2	0	1	2	0	0	0
Other Indicators							
Any Alcohol/Drug Problem	74	31	38	5	0	10	15
Custody of DHS	3	1	0	0	0	2	0
Custody of DOC	3	2	1	0	0	1	0
Deaf and Hard Hearing	2	1	0	0	0	1	1
Dual Diagnosis	20	16	1	0	0	7	8
Homeless	13	1	0	10	1	1	1
Indigent	258	134	41	52	8	57	60
SED (6-17)	9	5	0	0	0	7	0
SMI (If ever)	115	81	5	2	8	39	49

Notes: Information in this table is based on data reported to DMHSAS as of 07/01/2002. The same client may be counted in more than one category, e.g., clients can receive services under more than one contract source, in more than one "County of Residence," or may have multiple "Other Indicators." Please see Definition page for other considerations.

Oklahoma Department of Mental Health and Substance Abuse Services
Counts of Admitted Clients Served by Funding Source for Each County of Residence During FY2002

COUNTY OF RESIDENCE = HUGHES

	Funding Source						
	Total	Mental Health	Substance Abuse	Domestic Violence	Residential Care	Medicaid	Other
Total							
Unduplicated Count	283	124	91	26	0	57	87
Agency Type							
Community Mental Health Center	215	118	51	0	0	56	83
Domestic Violence and Sexual Assault	26	0	0	26	0	0	1
Hospital	10	6	0	0	0	1	3
Substance Abuse	52	0	52	0	0	0	0
Sex							
Female	139	61	34	15	0	36	44
Male	144	63	57	11	0	21	43
Age							
0-04	2	0	1	1	0	0	0
05-17	27	10	4	7	0	7	0
18-20	11	1	6	1	0	3	1
21-24	26	9	15	2	0	3	5
25-34	61	19	29	5	0	2	24
35-44	76	39	22	7	0	17	24
45-54	43	21	12	3	0	11	15
55-64	24	15	2	0	0	8	8
65-74	13	10	0	0	0	6	10
Race							
White	196	96	52	14	0	44	67
Black	22	8	5	1	0	10	5
Native American	55	14	31	9	0	2	13
Hispanic	5	4	0	1	0	1	1
Asian	1	0	1	0	0	0	1
Two or More Races	7	2	4	1	0	0	0
Presenting Problem/Diagnosis							
Alcohol Abuse	41	6	31	0	0	1	16
Developmental Disorder	8	5	0	0	0	3	0
Mood Disorder	96	68	2	0	0	31	34
Other Non-Psychotic	14	11	0	0	0	4	2
Other Psychotic	20	15	2	0	0	8	9
Schizophrenia	20	11	0	0	0	10	10
Social Conditions	30	0	4	26	0	0	1
Substance Related	61	8	57	0	0	0	15
Other Indicators							
Any Alcohol/Drug Problem	123	32	87	0	0	10	39
Custody of DHS	1	0	0	0	0	1	0
Custody of DOC	27	3	19	0	0	0	19
Deaf and Hard Hearing	2	2	0	0	0	2	1
Dual Diagnosis	13	9	2	0	0	5	5
Homeless	3	0	2	0	0	0	1
Indigent	268	121	85	25	0	57	79
SED (6-17)	16	10	0	0	0	7	0
SMI (If ever)	125	80	11	1	0	47	46

Notes: Information in this table is based on data reported to DMHSAS as of 07/01/2002. The same client may be counted in more than one category, e.g., clients can receive services under more than one contract source, in more than one "County of Residence," or may have multiple "Other Indicators." Please see Definition page for other considerations.

Oklahoma Department of Mental Health and Substance Abuse Services
Counts of Admitted Clients Served by Funding Source for Each County of Residence During FY2002

COUNTY OF RESIDENCE = JACKSON

	Funding Source						
	Total	Mental Health	Substance Abuse	Domestic Violence	Residential Care	Medicaid	Other
Total							
Unduplicated Count	532	141	153	158	1	80	182
Agency Type							
Community Mental Health Center	235	138	2	0	0	77	182
Domestic Violence and Sexual Assault	158	0	0	158	0	0	0
Hospital	6	3	0	0	0	3	0
Residential Care	1	0	0	0	1	0	0
Substance Abuse	151	0	151	0	0	0	0
Sex							
Female	307	71	84	98	0	50	108
Male	225	70	69	60	1	30	74
Age							
0-04	17	0	2	15	0	0	0
05-17	76	12	13	34	0	21	22
18-20	27	10	6	12	0	1	8
21-24	56	16	16	19	0	3	12
25-34	120	32	45	40	0	13	29
35-44	135	39	57	26	1	12	47
45-54	67	22	12	9	0	17	38
55-64	21	9	1	3	0	7	14
65-74	11	1	1	0	0	5	10
75-84	2	0	0	0	0	1	2
Race							
White	369	108	107	92	0	55	141
Black	74	17	21	24	1	16	25
Native American	13	3	2	8	0	1	1
Hispanic	60	7	18	33	0	3	7
Asian	3	0	1	1	0	1	1
Two or More Races	15	6	4	0	0	4	7
Presenting Problem/Diagnosis							
Alcohol Abuse	37	11	24	0	0	1	9
Developmental Disorder	8	3	0	0	0	6	5
Mood Disorder	108	67	0	0	0	38	82
Non Alcohol/Drug Related Organic	3	3	0	0	0	0	2
Other Non-Psychotic	38	18	0	0	0	9	27
Other Psychotic	25	13	0	0	0	13	23
Schizophrenia	27	12	0	0	0	12	24
Social Conditions	162	1	3	158	0	0	1
Substance Related	141	14	127	0	0	1	9
Deferred/No Diagnosis	1	0	0	0	1	0	0
Other Indicators							
Any Alcohol/Drug Problem	211	45	150	1	0	9	41
Custody of DHS	9	3	3	0	0	6	3
Custody of DOC	49	0	49	0	0	0	0
Dual Diagnosis	19	9	1	0	0	5	13
Homeless	10	3	6	0	0	1	2
Indigent	503	130	153	153	1	79	157
SED (6-17)	21	9	0	0	0	11	17
SMI (If ever)	145	65	19	11	1	50	97

Notes: Information in this table is based on data reported to DMHSAS as of 07/01/2002. The same client may be counted in more than one category, e.g., clients can receive services under more than one contract source, in more than one "County of Residence," or may have multiple "Other Indicators." Please see Definition page for other considerations.

Oklahoma Department of Mental Health and Substance Abuse Services
Counts of Admitted Clients Served by Funding Source for Each County of Residence During FY2002

COUNTY OF RESIDENCE = JEFFERSON

	Funding Source						
	Total	Mental Health	Substance Abuse	Domestic Violence	Residential Care	Medicaid	Other
Total							
Unduplicated Count	85	36	23	16	0	11	38
Agency Type							
Community Mental Health Center	56	34	6	0	0	11	38
Domestic Violence and Sexual Assault	16	0	0	16	0	0	0
Hospital	2	2	0	0	0	0	0
Substance Abuse	18	0	18	0	0	0	0
Sex							
Female	43	15	15	12	0	6	15
Male	42	21	8	4	0	5	23
Age							
0-04	1	0	0	1	0	0	0
05-17	8	0	0	5	0	3	3
18-20	5	2	2	1	0	0	2
21-24	13	6	6	2	0	1	4
25-34	22	9	10	3	0	1	8
35-44	21	8	5	4	0	3	12
45-54	11	8	0	0	0	2	7
55-64	3	3	0	0	0	1	1
85+	1	0	0	0	0	0	1
Race							
White	74	30	22	13	0	10	34
Native American	2	1	1	0	0	0	1
Hispanic	4	4	0	0	0	1	2
Asian	1	0	0	0	0	0	1
Two or More Races	4	1	0	3	0	0	0
Presenting Problem/Diagnosis							
Alcohol Abuse	12	4	7	0	0	1	4
Developmental Disorder	3	1	0	0	0	2	2
Mood Disorder	28	19	2	0	0	4	18
Other Non-Psychotic	8	5	0	0	0	2	7
Other Psychotic	7	5	0	0	0	1	5
Schizophrenia	3	1	0	0	0	1	2
Social Conditions	16	0	0	16	0	0	0
Substance Related	15	1	14	0	0	0	0
Other Indicators							
Any Alcohol/Drug Problem	37	9	23	0	0	3	9
Custody of DOC	2	2	0	0	0	0	2
Dual Diagnosis	3	1	0	0	0	2	0
Indigent	79	33	23	16	0	10	32
SED (6-17)	3	0	0	0	0	3	3
SMI (If ever)	41	20	13	5	0	6	18

Notes: Information in this table is based on data reported to DMHSAS as of 07/01/2002. The same client may be counted in more than one category, e.g., clients can receive services under more than one contract source, in more than one "County of Residence," or may have multiple "Other Indicators." Please see Definition page for other considerations.

Oklahoma Department of Mental Health and Substance Abuse Services
Counts of Admitted Clients Served by Funding Source for Each County of Residence During FY2002

COUNTY OF RESIDENCE = JOHNSTON

	Funding Source						
	Total	Mental Health	Substance Abuse	Domestic Violence	Residential Care	Medicaid	Other
Total							
Unduplicated Count	291	173	39	24	0	110	7
Agency Type							
Community Mental Health Center	244	163	14	0	0	110	3
Domestic Violence and Sexual Assault	25	0	3	24	0	0	0
Hospital	25	21	0	0	0	0	4
Substance Abuse	24	0	24	0	0	0	0
Sex							
Female	173	102	12	17	0	75	3
Male	118	71	27	7	0	35	4
Age							
0-04	5	0	2	3	0	0	0
05-17	18	9	0	8	0	0	2
18-20	19	14	7	1	0	2	0
21-24	29	15	7	1	0	10	0
25-34	60	38	6	1	0	25	2
35-44	72	49	10	6	0	24	0
45-54	58	36	5	3	0	30	1
55-64	22	8	1	1	0	15	0
65-74	3	2	0	0	0	1	0
75-84	4	2	1	0	0	3	1
85+	1	0	0	0	0	0	1
Race							
White	239	146	33	14	0	93	7
Black	14	8	0	3	0	4	0
Native American	27	13	4	6	0	8	0
Hispanic	2	2	0	0	0	0	0
Two or More Races	12	4	2	3	0	5	0
Presenting Problem/Diagnosis							
Alcohol Abuse	14	6	11	1	0	2	0
Developmental Disorder	6	6	0	0	0	1	0
Mood Disorder	115	86	5	1	0	39	1
Non Alcohol/Drug Related Organic	5	2	0	0	0	4	1
Other Non-Psychotic	51	37	0	0	0	20	1
Other Psychotic	17	11	0	0	0	9	0
Personality Disorder	1	1	0	0	0	0	0
Schizophrenia	19	12	0	0	0	12	2
Social Conditions	51	11	2	21	0	19	2
Substance Related	26	4	21	1	0	4	0
Other Indicators							
Any Alcohol/Drug Problem	70	40	34	2	0	18	1
Custody of DHS	1	1	0	0	0	0	0
Custody of DOC	2	0	1	0	0	1	0
Deaf and Hard Hearing	1	1	0	0	0	0	0
Dual Diagnosis	18	14	0	0	0	7	1
Homeless	4	1	2	2	0	0	0
Indigent	287	173	39	20	0	110	7
SED (6-17)	2	2	0	0	0	0	0
SMI (If ever)	176	121	14	2	0	82	4

Notes: Information in this table is based on data reported to DMHSAS as of 07/01/2002. The same client may be counted in more than one category, e.g., clients can receive services under more than one contract source, in more than one "County of Residence," or may have multiple "Other Indicators." Please see Definition page for other considerations.

Oklahoma Department of Mental Health and Substance Abuse Services
Counts of Admitted Clients Served by Funding Source for Each County of Residence During FY2002

COUNTY OF RESIDENCE = KAY

	Funding Source						
	Total	Mental Health	Substance Abuse	Domestic Violence	Residential Care	Medicaid	Other
Total							
Unduplicated Count	1,111	524	235	284	0	223	21
Agency Type							
Community Mental Health Center	726	521	101	0	0	222	17
Domestic Violence and Sexual Assault	284	0	0	284	0	0	1
Hospital	9	5	0	0	0	1	3
Substance Abuse	147	0	147	0	0	0	0
Sex							
Female	628	271	68	233	0	139	11
Male	483	253	167	51	0	84	10
Age							
0-04	36	2	5	29	0	0	0
05-17	125	72	5	49	0	3	0
18-20	62	27	15	20	0	5	3
21-24	100	51	30	29	0	12	1
25-34	240	110	68	56	0	46	5
35-44	284	127	76	68	0	63	9
45-54	159	78	31	26	0	43	2
55-64	58	41	4	5	0	20	0
65-74	23	10	1	2	0	11	1
75-84	19	5	0	0	0	16	0
85+	5	1	0	0	0	4	0
Race							
White	897	456	169	206	0	199	18
Black	47	15	24	10	0	4	1
Native American	101	30	28	37	0	13	2
Hispanic	32	9	4	18	0	5	0
Asian	6	2	1	3	0	0	0
Two or More Races	39	13	15	11	0	2	0
Presenting Problem/Diagnosis							
Alcohol Abuse	96	22	80	0	0	5	1
Developmental Disorder	57	55	1	0	0	2	0
Mood Disorder	328	252	12	0	0	110	7
Non Alcohol/Drug Related Organic	2	2	0	0	0	0	0
Other Non-Psychotic	71	54	2	0	0	18	1
Other Psychotic	75	57	0	0	0	33	7
Personality Disorder	1	1	0	0	0	0	0
Schizophrenia	75	48	1	0	0	47	4
Social Conditions	309	14	12	283	0	1	1
Substance Related	149	28	137	0	0	7	0
Unknown/Other	1	0	0	1	0	0	0
Other Indicators							
Any Alcohol/Drug Problem	371	165	222	0	0	67	8
Custody of DHS	15	9	6	0	0	0	0
Custody of DOC	50	5	44	3	0	1	0
Custody of OJA	3	2	0	0	0	1	0
Deaf and Hard Hearing	4	1	0	0	0	4	0
Dual Diagnosis	100	79	16	0	0	41	6
Homeless	67	8	41	16	0	2	1
Indigent	1,043	505	232	234	0	222	18

Notes: Information in this table is based on data reported to DMHSAS as of 07/01/2002. The same client may be counted in more than one category, e.g., clients can receive services under more than one contract source, in more than one "County of Residence," or may have multiple "Other Indicators." Please see Definition page for other considerations.

Oklahoma Department of Mental Health and Substance Abuse Services
Counts of Admitted Clients Served by Funding Source for Each County of Residence During FY2002
COUNTY OF RESIDENCE = KAY

	Funding Source						
	Total	Mental Health	Substance Abuse	Domestic Violence	Residential Care	Medicaid	Other
SED (6-17)	46	44	0	0	0	2	0
SMI (If ever)	501	330	71	30	0	199	17

Oklahoma Department of Mental Health and Substance Abuse Services
Counts of Admitted Clients Served by Funding Source for Each County of Residence During FY2002

COUNTY OF RESIDENCE = KINGFISHER

	Funding Source						
	Total	Mental Health	Substance Abuse	Domestic Violence	Residential Care	Medicaid	Other
Total							
Unduplicated Count	237	124	58	50	0	18	6
Agency Type							
Community Mental Health Center	142	118	15	0	0	17	4
Domestic Violence and Sexual Assault	50	0	0	50	0	0	0
Hospital	9	7	0	0	0	1	2
Other	2	2	0	0	0	0	0
Substance Abuse	44	0	44	0	0	0	0
Sex							
Female	127	61	19	41	0	11	2
Male	110	63	39	9	0	7	4
Age							
0-04	4	0	3	1	0	0	0
05-17	52	40	4	7	0	3	3
18-20	16	11	2	2	0	1	0
21-24	21	5	11	3	0	3	0
25-34	52	27	17	11	0	3	3
35-44	58	20	16	21	0	4	0
45-54	24	16	4	3	0	2	0
55-64	5	2	1	2	0	0	0
65-74	3	1	0	0	0	2	0
75-84	1	1	0	0	0	0	0
85+	1	1	0	0	0	0	0
Race							
White	204	111	45	43	0	15	6
Black	8	2	4	0	0	2	0
Native American	12	6	4	2	0	1	0
Hispanic	7	2	2	4	0	0	0
Asian	2	0	1	1	0	0	0
Two or More Races	5	3	2	0	0	0	0
Presenting Problem/Diagnosis							
Alcohol Abuse	16	5	14	0	0	0	0
Developmental Disorder	5	5	0	0	0	0	1
Mood Disorder	53	44	1	0	0	8	3
Other Non-Psychotic	31	28	0	0	0	5	0
Other Psychotic	6	3	0	0	0	2	2
Personality Disorder	1	1	0	0	0	0	0
Schizophrenia	9	7	0	0	0	4	0
Social Conditions	60	23	7	30	0	0	0
Substance Related	45	12	36	0	0	0	0
Deferred/No Diagnosis	20	0	0	20	0	0	0
Other Indicators							
Any Alcohol/Drug Problem	82	36	51	0	0	1	3
Custody of DHS	6	2	3	0	0	2	0
Custody of DOC	10	3	7	0	0	0	0
Deaf and Hard Hearing	2	2	0	0	0	0	0
Dual Diagnosis	9	8	0	0	0	1	2
Homeless	5	4	0	0	0	0	1
Indigent	225	119	58	43	0	17	6
SED (6-17)	5	4	0	0	0	1	1

Notes: Information in this table is based on data reported to DMHSAS as of 07/01/2002. The same client may be counted in more than one category, e.g., clients can receive services under more than one contract source, in more than one "County of Residence," or may have multiple "Other Indicators." Please see Definition page for other considerations.

Oklahoma Department of Mental Health and Substance Abuse Services
 Counts of Admitted Clients Served by Funding Source for Each County of Residence During FY2002

COUNTY OF RESIDENCE = KINGFISHER

	Funding Source						
	Total	Mental Health	Substance Abuse	Domestic Violence	Residential Care	Medicaid	Other
SMI (If ever)	87	63	14	7	0	12	3

Oklahoma Department of Mental Health and Substance Abuse Services
Counts of Admitted Clients Served by Funding Source for Each County of Residence During FY2002

COUNTY OF RESIDENCE = KIOWA

	Funding Source						
	Total	Mental Health	Substance Abuse	Domestic Violence	Residential Care	Medicaid	Other
Total							
Unduplicated Count	218	102	59	29	0	58	32
Agency Type							
Community Mental Health Center	132	99	0	0	0	54	32
Domestic Violence and Sexual Assault	31	0	2	29	0	0	0
Hospital	6	3	0	0	0	4	0
Substance Abuse	57	0	57	0	0	0	0
Sex							
Female	101	47	20	17	0	34	20
Male	117	55	39	12	0	24	12
Age							
0-04	3	0	0	3	0	0	0
05-17	22	3	2	5	0	15	8
18-20	18	11	7	1	0	1	1
21-24	20	11	5	3	0	3	4
25-34	59	19	29	10	0	8	6
35-44	40	20	9	5	0	10	4
45-54	31	21	6	2	0	7	1
55-64	19	13	1	0	0	10	7
65-74	3	1	0	0	0	3	1
75-84	2	2	0	0	0	0	0
85+	1	1	0	0	0	1	0
Race							
White	157	76	42	18	0	40	19
Black	17	7	6	2	0	4	5
Native American	18	6	5	4	0	5	3
Hispanic	13	4	5	5	0	1	0
Two or More Races	15	9	1	0	0	8	5
Presenting Problem/Diagnosis							
Alcohol Abuse	18	7	12	0	0	1	2
Developmental Disorder	5	3	0	0	0	4	3
Mood Disorder	54	38	0	0	0	24	13
Non Alcohol/Drug Related Organic	4	4	0	0	0	1	0
Other Non-Psychotic	27	21	0	0	0	8	4
Other Psychotic	16	12	0	0	0	7	5
Personality Disorder	1	1	0	0	0	1	0
Schizophrenia	16	10	0	0	0	11	2
Social Conditions	32	2	1	29	0	0	1
Substance Related	56	7	48	0	0	1	2
Other Indicators							
Any Alcohol/Drug Problem	89	31	58	1	0	9	8
Custody of DHS	1	1	0	0	0	1	0
Custody of DOC	1	0	1	0	0	0	0
Custody of OJA	1	0	0	0	0	1	0
Dual Diagnosis	11	11	0	0	0	2	2
Homeless	5	2	3	0	0	0	0
Indigent	209	100	58	23	0	58	29
SED (6-17)	11	2	0	0	0	11	5
SMI (If ever)	77	57	6	0	0	33	12

Notes: Information in this table is based on data reported to DMHSAS as of 07/01/2002. The same client may be counted in more than one category, e.g., clients can receive services under more than one contract source, in more than one "County of Residence," or may have multiple "Other Indicators." Please see Definition page for other considerations.

Oklahoma Department of Mental Health and Substance Abuse Services
Counts of Admitted Clients Served by Funding Source for Each County of Residence During FY2002

COUNTY OF RESIDENCE = LATIMER

	Funding Source						
	Total	Mental Health	Substance Abuse	Domestic Violence	Residential Care	Medicaid	Other
Total							
Unduplicated Count	209	97	78	6	0	42	47
Agency Type							
Community Mental Health Center	130	96	0	0	0	42	47
Domestic Violence and Sexual Assault	7	0	3	5	0	0	0
Hospital	2	1	0	0	0	1	0
Substance Abuse	77	0	76	1	0	0	0
Sex							
Female	108	51	34	5	0	29	18
Male	101	46	44	1	0	13	29
Age							
0-04	7	0	5	2	0	0	0
05-17	21	1	15	1	0	4	0
18-20	9	2	7	0	0	0	0
21-24	23	9	14	1	0	1	2
25-34	47	27	19	1	0	7	2
35-44	42	22	13	1	0	10	13
45-54	37	22	5	0	0	9	16
55-64	15	9	0	0	0	7	6
65-74	7	5	0	0	0	3	7
75-84	1	0	0	0	0	1	1
Race							
White	181	91	61	3	0	41	44
Black	2	2	0	0	0	0	0
Native American	18	4	9	3	0	1	3
Two or More Races	8	0	8	0	0	0	0
Presenting Problem/Diagnosis							
Alcohol Abuse	17	1	16	0	0	0	0
Mood Disorder	71	53	0	0	0	27	22
Non Alcohol/Drug Related Organic	2	2	0	0	0	1	2
Other Non-Psychotic	17	12	0	0	0	3	5
Other Psychotic	19	14	0	0	0	8	5
Personality Disorder	1	1	0	0	0	0	0
Schizophrenia	12	9	0	0	0	3	9
Social Conditions	14	0	10	5	0	0	0
Substance Related	59	5	53	0	0	0	4
Deferred/No Diagnosis	1	0	0	1	0	0	0
Other Indicators							
Any Alcohol/Drug Problem	95	18	71	1	0	3	10
Custody of DHS	5	0	5	0	0	0	0
Deaf and Hard Hearing	2	1	0	0	0	2	1
Dual Diagnosis	14	8	1	0	0	3	3
Homeless	3	0	2	0	0	1	0
Indigent	205	96	77	6	0	42	44
SED (6-17)	2	0	0	0	0	2	0
SMI (If ever)	83	54	8	2	0	32	32

Notes: Information in this table is based on data reported to DMHSAS as of 07/01/2002. The same client may be counted in more than one category, e.g., clients can receive services under more than one contract source, in more than one "County of Residence," or may have multiple "Other Indicators." Please see Definition page for other considerations.

Oklahoma Department of Mental Health and Substance Abuse Services
Counts of Admitted Clients Served by Funding Source for Each County of Residence During FY2002

COUNTY OF RESIDENCE = LEFLORE

	Funding Source						
	Total	Mental Health	Substance Abuse	Domestic Violence	Residential Care	Medicaid	Other
Total							
Unduplicated Count	858	378	237	169	35	121	209
Agency Type							
Community Mental Health Center	440	367	3	0	0	121	208
Domestic Violence and Sexual Assault	163	0	0	163	0	0	1
Hospital	16	16	0	0	0	0	0
Residential Care	35	0	0	0	35	0	0
Substance Abuse	243	0	236	7	0	0	0
Sex							
Female	476	181	145	122	13	69	93
Male	382	197	92	47	22	52	116
Age							
0-04	45	1	3	41	0	0	0
05-17	124	2	69	53	0	1	1
18-20	41	12	26	2	1	3	8
21-24	90	39	37	17	1	5	14
25-34	167	79	60	22	7	20	26
35-44	180	115	33	23	9	30	60
45-54	121	79	9	7	8	28	53
55-64	68	40	0	3	7	25	30
65-74	19	10	0	0	2	9	15
75-84	2	1	0	0	0	0	2
85+	1	0	0	1	0	0	0
Race							
White	697	334	192	99	34	110	187
Black	31	16	8	4	1	2	7
Native American	64	25	18	15	0	8	13
Hispanic	18	2	5	11	0	1	1
Asian	4	2	2	0	0	0	0
Two or More Races	56	2	13	41	0	0	1
Presenting Problem/Diagnosis							
Alcohol Abuse	50	11	39	0	0	2	2
Developmental Disorder	4	3	0	0	1	1	2
Mood Disorder	224	190	0	0	2	60	97
Non Alcohol/Drug Related Organic	7	7	0	0	0	2	6
Other Non-Psychotic	41	34	0	0	0	11	21
Other Psychotic	86	55	0	0	24	12	25
Schizophrenia	77	59	0	0	0	31	50
Social Conditions	175	0	5	167	3	0	1
Substance Related	219	22	193	0	3	2	5
Unknown/Other	1	0	0	1	0	0	0
Deferred/No Diagnosis	3	0	0	1	2	0	0
Other Indicators							
Any Alcohol/Drug Problem	336	89	232	0	4	21	33
Custody of DHS	1	0	1	0	0	0	0
Custody of DOC	4	2	2	0	0	0	0
Deaf and Hard Hearing	4	2	1	1	0	1	1
Dual Diagnosis	51	42	1	0	0	11	14
Homeless	24	7	2	9	5	1	1
Indigent	843	373	232	168	35	120	201

Notes: Information in this table is based on data reported to DMHSAS as of 07/01/2002. The same client may be counted in more than one category, e.g., clients can receive services under more than one contract source, in more than one "County of Residence," or may have multiple "Other Indicators." Please see Definition page for other considerations.

Oklahoma Department of Mental Health and Substance Abuse Services
 Counts of Admitted Clients Served by Funding Source for Each County of Residence During FY2002

COUNTY OF RESIDENCE = LEFLORE

	Funding Source						
	Total	Mental Health	Substance Abuse	Domestic Violence	Residential Care	Medicaid	Other
SMI (If ever)	404	296	19	15	34	115	188

Oklahoma Department of Mental Health and Substance Abuse Services
 Counts of Admitted Clients Served by Funding Source for Each County of Residence During FY2002

COUNTY OF RESIDENCE = LINCOLN

	Funding Source						
	Total	Mental Health	Substance Abuse	Domestic Violence	Residential Care	Medicaid	Other
Total							
Unduplicated Count	452	248	78	33	74	87	29
Agency Type							
Community Mental Health Center	272	227	11	0	0	82	9
Domestic Violence and Sexual Assault	36	0	0	33	0	0	12
Hospital	42	28	0	0	0	8	9
Other	8	8	0	0	0	0	0
Residential Care	74	0	0	0	74	0	0
Substance Abuse	67	0	67	0	0	0	0
Sex							
Female	213	116	29	21	25	45	10
Male	239	132	49	12	49	42	19
Age							
0-04	9	1	4	4	0	0	2
05-17	86	65	8	9	0	6	4
18-20	26	17	6	2	0	3	1
21-24	34	17	11	2	3	3	2
25-34	69	34	15	11	10	9	5
35-44	93	43	23	4	23	16	8
45-54	76	44	10	1	23	19	3
55-64	28	14	1	0	13	6	3
65-74	13	8	0	0	2	7	1
75-84	9	3	0	0	0	9	0
85+	9	2	0	0	0	9	0
Race							
White	365	205	67	26	51	69	20
Black	45	12	4	7	19	9	7
Native American	21	12	6	0	3	7	2
Hispanic	3	3	0	0	0	0	0
Asian	2	2	0	0	0	0	0
Two or More Races	19	14	2	0	1	2	0
Presenting Problem/Diagnosis							
Alcohol Abuse	30	9	18	0	2	0	1
Developmental Disorder	18	15	0	0	2	2	0
Mood Disorder	161	95	5	0	45	33	3
Non Alcohol/Drug Related Organic	3	3	0	0	0	2	0
Other Non-Psychotic	66	59	0	0	0	12	1
Other Psychotic	57	23	2	0	21	16	7
Personality Disorder	1	0	0	0	0	1	0
Schizophrenia	43	31	3	0	1	23	5
Social Conditions	56	9	8	33	3	1	12
Substance Related	51	11	43	0	0	0	1
Other Indicators							
Any Alcohol/Drug Problem	150	76	70	0	5	15	6
Custody of DHS	7	1	4	0	0	2	0
Custody of DOC	5	3	0	1	1	1	0
Custody of OJA	6	4	1	0	0	1	0
Deaf and Hard Hearing	1	1	0	0	0	1	0
Dual Diagnosis	41	29	9	0	0	8	2
Homeless	14	9	2	2	0	3	1

Notes: Information in this table is based on data reported to DMHSAS as of 07/01/2002. The same client may be counted in more than one category, e.g., clients can receive services under more than one contract source, in more than one "County of Residence," or may have multiple "Other Indicators." Please see Definition page for other considerations.

Oklahoma Department of Mental Health and Substance Abuse Services
 Counts of Admitted Clients Served by Funding Source for Each County of Residence During FY2002

COUNTY OF RESIDENCE = LINCOLN

	Funding Source						
	Total	Mental Health	Substance Abuse	Domestic Violence	Residential Care	Medicaid	Other
Indigent	433	238	75	32	74	86	24
SED (6-17)	7	3	0	0	0	3	1
SMI (If ever)	223	132	18	1	74	56	14

Oklahoma Department of Mental Health and Substance Abuse Services
Counts of Admitted Clients Served by Funding Source for Each County of Residence During FY2002

COUNTY OF RESIDENCE = LOGAN

	Funding Source						
	Total	Mental Health	Substance Abuse	Domestic Violence	Residential Care	Medicaid	Other
Total							
Unduplicated Count	516	295	175	38	0	28	28
Agency Type							
Community Mental Health Center	300	282	3	0	0	25	16
Domestic Violence and Sexual Assault	43	0	3	38	0	0	9
Hospital	28	19	0	0	0	4	6
Other	2	2	0	0	0	0	0
Substance Abuse	172	0	172	0	0	0	0
Sex							
Female	290	168	90	22	0	18	17
Male	226	127	85	16	0	10	11
Age							
0-04	25	1	17	7	0	0	2
05-17	56	27	17	10	0	2	4
18-20	37	21	15	1	0	0	2
21-24	61	39	20	3	0	0	3
25-34	117	66	45	9	0	5	5
35-44	135	82	50	5	0	8	6
45-54	63	44	9	2	0	9	6
55-64	12	7	2	1	0	2	0
65-74	7	6	0	0	0	1	0
75-84	2	1	0	0	0	1	0
85+	1	1	0	0	0	0	0
Race							
White	431	256	142	28	0	26	18
Black	52	22	24	5	0	2	5
Native American	17	10	5	1	0	0	2
Hispanic	8	5	1	2	0	0	0
Asian	1	0	0	1	0	0	0
Two or More Races	14	4	5	4	0	0	4
Presenting Problem/Diagnosis							
Alcohol Abuse	56	10	48	0	0	0	2
Developmental Disorder	9	9	0	0	0	0	1
Mood Disorder	198	182	0	0	0	15	8
Non Alcohol/Drug Related Organic	1	1	0	0	0	0	0
Other Non-Psychotic	43	42	0	0	0	0	2
Other Psychotic	36	33	0	0	0	7	5
Personality Disorder	2	2	0	0	0	0	0
Schizophrenia	13	8	0	0	0	6	2
Social Conditions	79	10	29	38	0	0	9
Substance Related	105	10	98	0	0	0	0
Other Indicators							
Any Alcohol/Drug Problem	219	81	147	1	0	0	7
Custody of DHS	12	3	8	0	0	1	0
Custody of DOC	17	8	8	1	0	0	0
Custody of OJA	1	0	1	0	0	0	0
Dual Diagnosis	29	27	0	0	0	0	2
Homeless	35	6	8	22	0	0	0
Indigent	502	291	171	33	0	28	24
SED (6-17)	19	17	0	0	0	2	1

Notes: Information in this table is based on data reported to DMHSAS as of 07/01/2002. The same client may be counted in more than one category, e.g., clients can receive services under more than one contract source, in more than one "County of Residence," or may have multiple "Other Indicators." Please see Definition page for other considerations.

Oklahoma Department of Mental Health and Substance Abuse Services
Counts of Admitted Clients Served by Funding Source for Each County of Residence During FY2002
COUNTY OF RESIDENCE = LOGAN

	Funding Source						
	Total	Mental Health	Substance Abuse	Domestic Violence	Residential Care	Medicaid	Other
SMI (If ever)	239	201	29	2	0	24	14

Oklahoma Department of Mental Health and Substance Abuse Services
Counts of Admitted Clients Served by Funding Source for Each County of Residence During FY2002

COUNTY OF RESIDENCE = LOVE

	Funding Source						
	Total	Mental Health	Substance Abuse	Domestic Violence	Residential Care	Medicaid	Other
Total							
Unduplicated Count	102	62	20	13	0	21	8
Agency Type							
Community Mental Health Center	75	57	9	0	0	20	6
Domestic Violence and Sexual Assault	13	0	0	13	0	0	0
Hospital	12	10	0	0	0	1	2
Substance Abuse	14	0	14	0	0	0	0
Sex							
Female	57	31	10	8	0	17	4
Male	45	31	10	5	0	4	4
Age							
0-04	8	1	3	4	0	0	0
05-17	20	12	0	5	0	2	6
18-20	1	1	0	0	0	0	0
21-24	4	1	2	0	0	1	0
25-34	14	7	4	3	0	1	0
35-44	27	21	8	1	0	7	0
45-54	17	11	3	0	0	4	1
55-64	8	5	0	0	0	5	0
65-74	3	3	0	0	0	1	1
Race							
White	84	53	17	7	0	18	7
Black	4	3	1	0	0	2	0
Native American	3	2	1	0	0	0	0
Hispanic	8	2	1	5	0	0	1
Two or More Races	3	2	0	1	0	1	0
Presenting Problem/Diagnosis							
Alcohol Abuse	10	7	6	0	0	0	0
Developmental Disorder	6	6	0	0	0	0	2
Mood Disorder	34	28	2	0	0	12	0
Non Alcohol/Drug Related Organic	1	1	0	0	0	0	0
Other Non-Psychotic	11	7	0	0	0	3	3
Other Psychotic	8	7	0	0	0	1	3
Schizophrenia	9	6	0	0	0	5	0
Social Conditions	16	0	3	13	0	0	0
Substance Related	12	1	11	0	0	0	0
Other Indicators							
Any Alcohol/Drug Problem	29	15	17	0	0	2	1
Custody of DHS	3	0	3	0	0	0	0
Deaf and Hard Hearing	1	0	0	1	0	0	0
Dual Diagnosis	6	5	1	0	0	1	1
Homeless	2	1	0	0	0	0	1
Indigent	101	61	20	13	0	21	8
SED (6-17)	3	3	0	0	0	1	1
SMI (If ever)	51	40	7	1	0	17	2

Notes: Information in this table is based on data reported to DMHSAS as of 07/01/2002. The same client may be counted in more than one category, e.g., clients can receive services under more than one contract source, in more than one "County of Residence," or may have multiple "Other Indicators." Please see Definition page for other considerations.

Oklahoma Department of Mental Health and Substance Abuse Services
Counts of Admitted Clients Served by Funding Source for Each County of Residence During FY2002

COUNTY OF RESIDENCE = MAJOR

	Funding Source						
	Total	Mental Health	Substance Abuse	Domestic Violence	Residential Care	Medicaid	Other
Total							
Unduplicated Count	175	114	13	13	0	40	110
Agency Type							
Community Mental Health Center	155	114	0	0	0	40	110
Domestic Violence and Sexual Assault	13	0	0	13	0	0	0
Hospital	1	1	0	0	0	0	0
Substance Abuse	13	0	13	0	0	0	0
Sex							
Female	113	73	7	9	0	30	76
Male	62	41	6	4	0	10	34
Age							
0-04	3	0	0	3	0	0	0
05-17	28	14	0	2	0	15	22
18-20	10	4	1	1	0	3	4
21-24	13	9	2	3	0	1	7
25-34	48	30	6	4	0	9	30
35-44	36	27	3	0	0	8	23
45-54	23	19	1	0	0	1	11
55-64	13	10	0	0	0	3	12
65-74	1	1	0	0	0	0	1
Race							
White	167	111	13	11	0	38	107
Black	1	1	0	0	0	0	0
Native American	4	2	0	0	0	2	2
Hispanic	3	0	0	2	0	0	1
Presenting Problem/Diagnosis							
Alcohol Abuse	7	3	4	0	0	0	1
Developmental Disorder	12	6	0	0	0	7	9
Mood Disorder	96	72	0	0	0	22	69
Non Alcohol/Drug Related Organic	2	1	0	0	0	1	2
Other Non-Psychotic	19	13	0	0	0	6	12
Other Psychotic	7	6	0	0	0	1	7
Personality Disorder	1	1	0	0	0	0	1
Schizophrenia	3	2	0	0	0	1	3
Social Conditions	13	0	0	11	0	1	1
Substance Related	18	11	9	0	0	1	5
Deferred/No Diagnosis	2	0	0	2	0	0	0
Other Indicators							
Any Alcohol/Drug Problem	42	32	13	0	0	3	24
Custody of DHS	1	1	0	0	0	0	0
Custody of DOC	2	0	2	0	0	0	0
Custody of OJA	1	1	0	0	0	0	0
Dual Diagnosis	10	8	0	0	0	1	8
Homeless	5	1	0	4	0	0	0
Indigent	164	114	13	13	0	40	99
SED (6-17)	18	10	0	0	0	11	16
SMI (If ever)	107	85	8	1	0	20	74

Notes: Information in this table is based on data reported to DMHSAS as of 07/01/2002. The same client may be counted in more than one category, e.g., clients can receive services under more than one contract source, in more than one "County of Residence," or may have multiple "Other Indicators." Please see Definition page for other considerations.

Oklahoma Department of Mental Health and Substance Abuse Services
Counts of Admitted Clients Served by Funding Source for Each County of Residence During FY2002

COUNTY OF RESIDENCE = MARSHALL

	Funding Source						
	Total	Mental Health	Substance Abuse	Domestic Violence	Residential Care	Medicaid	Other
Total							
Unduplicated Count	292	160	82	19	0	67	6
Agency Type							
Community Mental Health Center	196	148	15	0	0	63	1
Domestic Violence and Sexual Assault	19	0	0	19	0	0	0
Hospital	29	22	0	0	0	4	5
Substance Abuse	67	0	67	0	0	0	0
Sex							
Female	161	90	32	12	0	51	3
Male	131	70	50	7	0	16	3
Age							
0-04	15	7	3	5	0	0	0
05-17	34	24	4	4	0	4	1
18-20	17	5	12	1	0	0	0
21-24	25	12	9	2	0	3	1
25-34	57	29	18	4	0	13	2
35-44	71	42	19	2	0	20	1
45-54	44	29	10	1	0	13	1
55-64	21	9	5	0	0	11	0
65-74	6	3	2	0	0	1	0
75-84	1	0	0	0	0	1	0
85+	1	0	0	0	0	1	0
Race							
White	243	140	64	11	0	59	4
Black	7	4	3	0	0	1	0
Native American	20	7	8	2	0	5	1
Hispanic	7	2	4	1	0	0	0
Two or More Races	17	7	3	5	0	2	1
Presenting Problem/Diagnosis							
Alcohol Abuse	33	5	29	0	0	1	0
Developmental Disorder	9	9	0	0	0	1	0
Mood Disorder	102	81	3	0	0	31	4
Non Alcohol/Drug Related Organic	2	1	0	0	0	1	0
Other Non-Psychotic	50	41	0	0	0	12	1
Other Psychotic	26	17	2	0	0	16	0
Personality Disorder	2	1	0	0	0	1	0
Schizophrenia	10	8	1	0	0	3	1
Social Conditions	24	0	4	19	0	1	0
Substance Related	46	3	43	0	0	0	0
Other Indicators							
Any Alcohol/Drug Problem	119	34	76	1	0	17	3
Custody of DHS	6	2	3	0	0	1	0
Custody of DOC	5	1	4	0	0	1	0
Dual Diagnosis	16	11	3	0	0	5	1
Homeless	8	4	4	1	0	1	0
Indigent	286	157	82	16	0	67	6
SED (6-17)	9	7	0	0	0	4	0
SMI (If ever)	137	95	12	3	0	55	5

Notes: Information in this table is based on data reported to DMHSAS as of 07/01/2002. The same client may be counted in more than one category, e.g., clients can receive services under more than one contract source, in more than one "County of Residence," or may have multiple "Other Indicators." Please see Definition page for other considerations.

Oklahoma Department of Mental Health and Substance Abuse Services
Counts of Admitted Clients Served by Funding Source for Each County of Residence During FY2002

COUNTY OF RESIDENCE = MAYES

	Funding Source						
	Total	Mental Health	Substance Abuse	Domestic Violence	Residential Care	Medicaid	Other
Total							
Unduplicated Count	924	375	295	91	148	195	19
Agency Type							
Community Mental Health Center	489	373	8	0	0	194	11
Domestic Violence and Sexual Assault	93	0	0	91	0	0	6
Hospital	8	5	0	0	0	1	2
Other	49	0	49	0	0	0	0
Residential Care	148	0	0	0	148	0	0
Substance Abuse	242	0	242	0	0	0	0
Sex							
Female	422	176	130	52	45	92	8
Male	502	199	165	39	103	103	11
Age							
0-04	19	1	3	15	0	0	0
05-17	81	47	9	18	0	8	2
18-20	45	19	23	1	4	1	1
21-24	89	33	46	6	4	7	1
25-34	255	102	106	23	23	54	3
35-44	248	92	89	18	53	62	5
45-54	127	57	13	8	47	39	4
55-64	43	20	5	1	11	17	2
65-74	11	3	1	1	3	6	0
75-84	5	1	0	0	3	1	0
85+	1	0	0	0	0	0	1
Race							
White	716	295	220	61	118	146	13
Black	23	5	2	0	15	8	0
Native American	175	71	66	22	7	34	5
Hispanic	13	4	1	2	2	7	1
Asian	1	0	1	0	0	0	0
Two or More Races	23	0	11	6	6	0	0
Presenting Problem/Diagnosis							
Alcohol Abuse	113	4	103	0	6	1	2
Developmental Disorder	50	29	0	0	14	7	0
Mood Disorder	270	184	0	0	56	64	2
Non Alcohol/Drug Related Organic	4	2	0	0	0	1	2
Other Non-Psychotic	51	43	1	0	0	15	0
Other Psychotic	99	38	0	0	55	28	3
Schizophrenia	124	68	0	0	13	78	2
Social Conditions	108	0	6	90	10	0	6
Substance Related	196	9	188	0	0	1	2
Deferred/No Diagnosis	2	0	0	1	1	0	0
Other Indicators							
Any Alcohol/Drug Problem	433	121	289	3	8	55	5
Custody of DHS	11	5	0	0	0	6	0
Custody of DOC	15	4	5	4	1	0	1
Deaf and Hard Hearing	1	0	0	0	0	0	1
Dual Diagnosis	99	79	1	0	0	42	0
Homeless	49	5	4	38	2	0	3
Indigent	905	371	291	80	146	195	18

Notes: Information in this table is based on data reported to DMHSAS as of 07/01/2002. The same client may be counted in more than one category, e.g., clients can receive services under more than one contract source, in more than one "County of Residence," or may have multiple "Other Indicators." Please see Definition page for other considerations.

Oklahoma Department of Mental Health and Substance Abuse Services
Counts of Admitted Clients Served by Funding Source for Each County of Residence During FY2002
COUNTY OF RESIDENCE = MAYES

	Funding Source						
	Total	Mental Health	Substance Abuse	Domestic Violence	Residential Care	Medicaid	Other
SED (6-17)	49	44	0	0	0	6	0
SMI (If ever)	542	322	55	11	148	186	9

Oklahoma Department of Mental Health and Substance Abuse Services
Counts of Admitted Clients Served by Funding Source for Each County of Residence During FY2002

COUNTY OF RESIDENCE = MCCLAIN

	Funding Source						
	Total	Mental Health	Substance Abuse	Domestic Violence	Residential Care	Medicaid	Other
Total							
Unduplicated Count	351	184	98	24	1	74	65
Agency Type							
Community Mental Health Center	182	147	3	0	1	61	48
Domestic Violence and Sexual Assault	24	0	0	24	0	0	0
Hospital	66	34	0	0	0	16	20
Other	10	10	0	0	0	0	0
Substance Abuse	95	0	95	0	0	0	1
Sex							
Female	161	96	27	14	1	40	27
Male	190	88	71	10	0	34	38
Age							
0-04	9	2	2	5	0	0	0
05-17	44	20	8	6	0	14	4
18-20	20	13	7	0	0	1	4
21-24	24	11	11	3	0	3	1
25-34	64	33	26	3	0	7	3
35-44	85	43	32	6	1	13	15
45-54	45	26	9	1	0	11	13
55-64	15	11	2	0	0	3	4
65-74	16	9	1	0	0	8	10
75-84	11	6	0	0	0	6	5
85+	18	10	0	0	0	8	6
Race							
White	312	168	83	20	1	66	61
Black	5	1	1	0	0	3	1
Native American	21	11	8	1	0	3	3
Hispanic	7	4	2	0	0	2	0
Two or More Races	12	1	7	4	0	0	0
Presenting Problem/Diagnosis							
Alcohol Abuse	37	4	28	0	0	2	3
Developmental Disorder	15	11	0	0	0	6	2
Mood Disorder	118	84	1	0	0	39	34
Non Alcohol/Drug Related Organic	1	1	0	0	0	1	1
Other Non-Psychotic	28	25	0	0	0	4	5
Other Psychotic	35	25	0	0	0	7	11
Personality Disorder	1	1	0	0	0	0	0
Schizophrenia	22	20	0	0	1	14	9
Social Conditions	40	12	4	23	0	1	0
Substance Related	69	5	66	0	0	1	1
Deferred/No Diagnosis	1	0	0	1	0	0	0
Other Indicators							
Any Alcohol/Drug Problem	159	57	94	1	0	14	22
Custody of DHS	9	4	0	0	0	7	0
Custody of DOC	4	0	3	0	0	1	0
Custody of OJA	1	1	0	0	0	0	0
Deaf and Hard Hearing	2	1	1	0	0	0	1
Dual Diagnosis	33	23	2	0	0	5	8
Homeless	18	3	0	14	0	0	2
Indigent	336	180	92	22	1	72	62

Notes: Information in this table is based on data reported to DMHSAS as of 07/01/2002. The same client may be counted in more than one category, e.g., clients can receive services under more than one contract source, in more than one "County of Residence," or may have multiple "Other Indicators." Please see Definition page for other considerations.

Oklahoma Department of Mental Health and Substance Abuse Services
 Counts of Admitted Clients Served by Funding Source for Each County of Residence During FY2002

COUNTY OF RESIDENCE = MCCLAIN

	Funding Source						
	Total	Mental Health	Substance Abuse	Domestic Violence	Residential Care	Medicaid	Other
SED (6-17)	19	10	0	0	0	11	2
SMI (If ever)	141	104	9	2	1	46	42

Oklahoma Department of Mental Health and Substance Abuse Services
Counts of Admitted Clients Served by Funding Source for Each County of Residence During FY2002
COUNTY OF RESIDENCE = MCCURTAIN

	Funding Source						
	Total	Mental Health	Substance Abuse	Domestic Violence	Residential Care	Medicaid	Other
Total							
Unduplicated Count	942	249	339	303	13	181	153
Agency Type							
Community Mental Health Center	349	240	1	0	0	181	152
Domestic Violence and Sexual Assault	303	0	0	303	0	0	1
Hospital	11	11	0	0	0	0	0
Residential Care	13	0	0	0	13	0	0
Substance Abuse	342	0	339	3	0	0	0
Sex							
Female	465	147	138	165	3	104	86
Male	477	102	201	138	10	77	67
Age							
0-04	18	0	6	11	0	1	0
05-17	98	20	36	26	0	33	5
18-20	57	10	32	20	1	5	3
21-24	100	14	50	46	1	1	8
25-34	256	54	98	113	0	29	34
35-44	240	84	77	68	8	52	42
45-54	120	43	34	15	2	40	34
55-64	37	17	5	3	1	12	14
65-74	12	5	1	1	0	6	9
75-84	4	2	0	0	0	2	4
Race							
White	646	185	227	190	10	120	114
Black	150	50	44	41	2	45	29
Native American	118	9	50	52	1	13	7
Hispanic	12	3	5	5	0	2	1
Asian	5	1	2	2	0	1	0
Two or More Races	27	1	12	13	0	0	2
Presenting Problem/Diagnosis							
Alcohol Abuse	118	6	110	0	2	1	2
Developmental Disorder	12	6	0	0	0	9	1
Mood Disorder	160	109	0	0	2	75	63
Non Alcohol/Drug Related Organic	4	3	0	0	0	2	3
Other Non-Psychotic	58	38	0	0	0	26	25
Other Psychotic	53	36	0	0	6	28	23
Schizophrenia	61	41	0	0	0	38	33
Social Conditions	338	2	33	302	1	0	1
Substance Related	210	8	201	1	1	2	2
Deferred/No Diagnosis	1	0	0	0	1	0	0
Other Indicators							
Any Alcohol/Drug Problem	442	55	324	83	3	33	23
Custody of DHS	7	0	6	1	0	0	0
Custody of DOC	49	1	44	2	0	2	0
Custody of OJA	10	1	9	0	0	1	0
Deaf and Hard Hearing	1	0	0	0	0	1	1
Dual Diagnosis	35	28	2	0	0	20	10
Homeless	51	2	2	42	4	2	3
Indigent	922	245	333	293	13	180	147
SED (6-17)	4	0	0	0	0	4	0

Notes: Information in this table is based on data reported to DMHSAS as of 07/01/2002. The same client may be counted in more than one category, e.g., clients can receive services under more than one contract source, in more than one "County of Residence," or may have multiple "Other Indicators." Please see Definition page for other considerations.

Oklahoma Department of Mental Health and Substance Abuse Services
Counts of Admitted Clients Served by Funding Source for Each County of Residence During FY2002
COUNTY OF RESIDENCE = MCCURTAIN

	Funding Source						
	Total	Mental Health	Substance Abuse	Domestic Violence	Residential Care	Medicaid	Other
SMI (If ever)	259	155	19	18	13	128	113

Oklahoma Department of Mental Health and Substance Abuse Services
 Counts of Admitted Clients Served by Funding Source for Each County of Residence During FY2002

COUNTY OF RESIDENCE = MCINTOSH

	Funding Source						
	Total	Mental Health	Substance Abuse	Domestic Violence	Residential Care	Medicaid	Other
Total							
Unduplicated Count	364	166	102	19	71	63	19
Agency Type							
Community Mental Health Center	192	164	5	0	2	63	17
Domestic Violence and Sexual Assault	17	0	1	17	0	0	1
Hospital	3	2	0	0	0	0	1
Residential Care	69	0	0	0	69	0	0
Substance Abuse	97	0	97	2	0	0	0
Sex							
Female	177	91	45	17	27	32	6
Male	187	75	57	2	44	31	13
Age							
0-04	4	1	0	3	0	0	0
05-17	34	23	1	4	0	8	1
18-20	12	7	4	2	0	1	1
21-24	23	13	11	2	3	3	0
25-34	93	37	42	4	11	14	4
35-44	103	41	35	3	23	13	4
45-54	64	27	8	1	26	11	2
55-64	21	12	1	0	7	9	3
65-74	8	4	0	0	1	3	2
75-84	2	1	0	0	0	1	2
Race							
White	275	136	68	10	54	49	16
Black	38	14	8	6	11	6	3
Native American	39	12	17	1	6	6	0
Hispanic	1	0	1	0	0	0	0
Asian	1	0	1	0	0	0	0
Two or More Races	13	4	7	2	0	2	0
Presenting Problem/Diagnosis							
Alcohol Abuse	23	2	19	0	1	0	1
Developmental Disorder	79	17	0	0	61	2	0
Mood Disorder	78	68	0	0	2	25	8
Non Alcohol/Drug Related Organic	1	0	0	0	0	0	1
Other Non-Psychotic	44	37	0	0	0	18	0
Other Psychotic	20	12	0	0	5	5	3
Schizophrenia	23	19	0	0	2	11	4
Social Conditions	25	2	7	19	0	0	1
Substance Related	83	9	76	0	0	2	1
Other Indicators							
Any Alcohol/Drug Problem	142	45	95	0	2	12	5
Custody of DHS	5	3	0	0	0	2	0
Custody of DOC	31	0	3	0	28	0	0
Dual Diagnosis	24	19	0	0	0	8	3
Homeless	10	4	2	5	0	1	1
Indigent	358	165	99	17	71	63	19
SED (6-17)	25	20	0	0	0	6	1
SMI (If ever)	214	122	20	6	71	52	10

Notes: Information in this table is based on data reported to DMHSAS as of 07/01/2002. The same client may be counted in more than one category, e.g., clients can receive services under more than one contract source, in more than one "County of Residence," or may have multiple "Other Indicators." Please see Definition page for other considerations.

Oklahoma Department of Mental Health and Substance Abuse Services
 Counts of Admitted Clients Served by Funding Source for Each County of Residence During FY2002

COUNTY OF RESIDENCE = MURRAY

	Funding Source						
	Total	Mental Health	Substance Abuse	Domestic Violence	Residential Care	Medicaid	Other
Total							
Unduplicated Count	258	154	42	21	4	76	7
Agency Type							
Community Mental Health Center	211	145	31	0	0	70	0
Domestic Violence and Sexual Assault	22	0	1	21	0	0	3
Hospital	25	18	0	0	0	6	4
Residential Care	4	0	0	0	4	0	0
Substance Abuse	12	0	12	0	0	0	0
Sex							
Female	157	92	20	14	1	55	3
Male	101	62	22	7	3	21	4
Age							
0-04	8	0	0	8	0	0	1
05-17	16	11	1	2	0	5	0
18-20	13	8	5	0	0	1	0
21-24	15	9	3	3	0	1	0
25-34	43	25	10	5	0	12	2
35-44	73	45	13	2	2	22	2
45-54	54	37	5	0	1	17	1
55-64	28	13	5	1	1	14	1
65-74	6	5	0	0	0	3	0
75-84	1	0	0	0	0	1	0
85+	1	1	0	0	0	0	0
Race							
White	228	143	34	14	3	69	7
Black	8	2	2	0	1	3	0
Native American	11	5	5	1	0	2	0
Hispanic	5	1	0	4	0	0	0
Two or More Races	8	3	2	3	0	2	0
Presenting Problem/Diagnosis							
Alcohol Abuse	13	6	10	0	0	0	1
Developmental Disorder	6	2	0	0	4	0	0
Mood Disorder	118	80	12	0	0	41	2
Non Alcohol/Drug Related Organic	3	3	0	0	0	0	0
Other Non-Psychotic	31	25	3	0	0	11	0
Other Psychotic	24	14	3	0	0	10	1
Schizophrenia	20	12	1	0	0	14	0
Social Conditions	28	5	2	21	0	0	3
Substance Related	19	9	12	0	0	0	0
Other Indicators							
Any Alcohol/Drug Problem	84	52	36	0	0	18	1
Custody of DHS	1	0	0	0	0	1	0
Custody of OJA	1	1	0	0	0	1	0
Deaf and Hard Hearing	3	1	0	0	0	3	0
Dual Diagnosis	16	12	3	0	0	3	0
Homeless	11	6	4	3	0	0	0
Indigent	256	152	42	21	4	75	7
SED (6-17)	5	3	0	0	0	4	0
SMI (If ever)	157	103	21	1	4	58	4

Notes: Information in this table is based on data reported to DMHSAS as of 07/01/2002. The same client may be counted in more than one category, e.g., clients can receive services under more than one contract source, in more than one "County of Residence," or may have multiple "Other Indicators." Please see Definition page for other considerations.

Oklahoma Department of Mental Health and Substance Abuse Services
Counts of Admitted Clients Served by Funding Source for Each County of Residence During FY2002

COUNTY OF RESIDENCE = MUSKOGEE

	Funding Source						
	Total	Mental Health	Substance Abuse	Domestic Violence	Residential Care	Medicaid	Other
Total							
Unduplicated Count	1,618	1,101	362	178	56	280	45
Agency Type							
Community Mental Health Center	1,282	1,093	134	0	35	280	42
Domestic Violence and Sexual Assault	176	0	25	175	0	0	2
Hospital	13	12	0	0	0	0	1
Residential Care	21	0	0	0	21	0	0
Substance Abuse	225	0	222	3	0	0	0
Sex							
Female	919	607	214	134	21	195	24
Male	699	494	148	44	35	85	21
Age							
0-04	59	19	12	28	0	0	0
05-17	225	174	17	37	0	1	1
18-20	102	60	35	12	0	5	5
21-24	152	104	34	24	2	19	5
25-34	409	267	122	37	9	75	13
35-44	380	250	107	24	18	79	14
45-54	195	145	32	12	16	56	4
55-64	77	65	3	4	8	33	2
65-74	18	16	0	0	3	12	1
75-84	1	1	0	0	0	0	0
Race							
White	1,147	824	231	110	40	204	27
Black	211	122	66	22	9	45	7
Native American	188	95	64	28	3	17	10
Hispanic	17	14	1	2	1	4	0
Asian	5	3	0	1	1	1	0
Two or More Races	76	46	12	15	2	9	1
Presenting Problem/Diagnosis							
Alcohol Abuse	64	24	40	0	0	5	4
Developmental Disorder	106	100	2	0	4	3	0
Mood Disorder	482	453	0	0	15	116	6
Non Alcohol/Drug Related Organic	5	5	0	0	0	4	0
Other Non-Psychotic	261	251	0	0	0	42	0
Other Psychotic	64	48	0	0	18	26	2
Personality Disorder	5	4	0	0	0	1	0
Schizophrenia	103	96	0	0	17	67	0
Social Conditions	222	30	42	169	2	2	2
Substance Related	375	95	285	4	0	14	31
Deferred/No Diagnosis	5	0	0	5	0	0	0
Other Indicators							
Any Alcohol/Drug Problem	699	370	338	38	9	78	36
Custody of DHS	26	16	10	0	0	0	0
Custody of DOC	122	5	115	4	0	0	22
Custody of OJA	12	8	4	0	0	0	0
Deaf and Hard Hearing	6	5	0	0	1	2	0
Dual Diagnosis	131	120	6	0	8	32	1
Homeless	139	88	26	28	5	23	1
Indigent	1,579	1,078	360	165	55	280	44

Notes: Information in this table is based on data reported to DMHSAS as of 07/01/2002. The same client may be counted in more than one category, e.g., clients can receive services under more than one contract source, in more than one "County of Residence," or may have multiple "Other Indicators." Please see Definition page for other considerations.

Oklahoma Department of Mental Health and Substance Abuse Services
Counts of Admitted Clients Served by Funding Source for Each County of Residence During FY2002
COUNTY OF RESIDENCE = MUSKOGEE

	Funding Source						
	Total	Mental Health	Substance Abuse	Domestic Violence	Residential Care	Medicaid	Other
SED (6-17)	140	140	0	0	0	0	0
SMI (If ever)	991	860	97	38	56	278	11

Oklahoma Department of Mental Health and Substance Abuse Services
Counts of Admitted Clients Served by Funding Source for Each County of Residence During FY2002

COUNTY OF RESIDENCE = NOBLE

	Funding Source						
	Total	Mental Health	Substance Abuse	Domestic Violence	Residential Care	Medicaid	Other
Total							
Unduplicated Count	161	71	53	12	5	30	11
Agency Type							
Community Mental Health Center	86	66	1	0	0	29	4
Domestic Violence and Sexual Assault	14	0	0	12	0	0	7
Hospital	3	1	0	0	0	1	1
Other	4	4	0	0	0	0	0
Residential Care	5	0	0	0	5	0	0
Substance Abuse	52	0	52	0	0	0	0
Sex							
Female	71	34	13	8	2	20	4
Male	90	37	40	4	3	10	7
Age							
05-17	5	2	0	2	0	1	0
18-20	7	3	4	0	0	2	0
21-24	22	9	10	1	0	2	2
25-34	41	23	9	6	0	5	5
35-44	39	12	18	3	1	8	2
45-54	24	13	6	0	3	5	1
55-64	14	7	2	0	1	4	1
65-74	5	0	4	0	0	1	0
75-84	2	1	0	0	0	1	0
85+	2	1	0	0	0	1	0
Race							
White	128	59	35	10	5	25	9
Black	10	6	3	0	0	2	1
Native American	21	5	14	1	0	3	0
Hispanic	2	0	2	0	0	0	0
Two or More Races	4	3	0	1	0	1	1
Presenting Problem/Diagnosis							
Alcohol Abuse	34	1	33	0	0	1	0
Mood Disorder	51	36	0	0	4	16	1
Non Alcohol/Drug Related Organic	1	1	0	0	0	0	0
Other Non-Psychotic	15	12	0	0	0	4	0
Other Psychotic	13	9	0	0	1	3	3
Schizophrenia	12	8	0	0	0	7	0
Social Conditions	19	5	0	12	0	0	7
Substance Related	22	2	20	0	0	0	0
Other Indicators							
Any Alcohol/Drug Problem	71	14	53	0	0	8	2
Custody of DOC	2	0	2	0	0	0	0
Custody of OJA	3	2	0	0	0	1	0
Dual Diagnosis	12	9	0	0	0	5	0
Homeless	5	0	4	1	0	0	0
Indigent	151	66	52	8	4	30	8
SED (6-17)	2	1	0	0	0	1	0
SMI (If ever)	93	59	8	2	5	28	6

Notes: Information in this table is based on data reported to DMHSAS as of 07/01/2002. The same client may be counted in more than one category, e.g., clients can receive services under more than one contract source, in more than one "County of Residence," or may have multiple "Other Indicators." Please see Definition page for other considerations.

Oklahoma Department of Mental Health and Substance Abuse Services
 Counts of Admitted Clients Served by Funding Source for Each County of Residence During FY2002

COUNTY OF RESIDENCE = NOWATA

	Funding Source						
	Total	Mental Health	Substance Abuse	Domestic Violence	Residential Care	Medicaid	Other
Total							
Unduplicated Count	196	59	51	59	1	25	36
Agency Type							
Community Mental Health Center	74	58	0	0	0	25	0
Domestic Violence and Sexual Assault	80	0	0	59	0	0	36
Hospital	1	1	0	0	0	0	0
Residential Care	1	0	0	0	1	0	0
Substance Abuse	51	0	51	0	0	0	0
Sex							
Female	106	31	23	40	0	17	15
Male	90	28	28	19	1	8	21
Age							
0-04	2	0	2	0	0	0	0
05-17	13	5	4	2	0	0	2
18-20	16	5	6	3	0	0	3
21-24	20	4	10	6	0	0	5
25-34	55	11	14	25	0	9	10
35-44	52	14	11	18	1	11	10
45-54	28	16	3	4	0	1	6
55-64	8	2	1	1	0	4	0
65-74	1	1	0	0	0	0	0
75-84	1	1	0	0	0	0	0
Race							
White	145	53	37	43	1	19	12
Black	7	1	4	1	0	1	0
Native American	28	4	8	8	0	5	11
Hispanic	3	0	2	0	0	0	1
Two or More Races	14	1	0	7	0	0	12
Presenting Problem/Diagnosis							
Alcohol Abuse	18	0	18	0	0	0	0
Developmental Disorder	6	5	0	0	1	0	0
Mood Disorder	51	39	0	0	0	19	0
Other Non-Psychotic	9	8	0	0	0	2	0
Other Psychotic	3	2	0	0	0	1	0
Schizophrenia	6	4	0	0	0	3	0
Social Conditions	83	0	3	59	0	0	36
Substance Related	30	1	30	0	0	0	0
Other Indicators							
Any Alcohol/Drug Problem	66	15	48	0	0	8	0
Custody of DHS	4	0	4	0	0	0	0
Custody of DOC	1	0	1	0	0	0	0
Dual Diagnosis	15	11	1	0	0	5	0
Homeless	5	2	0	0	0	0	3
Indigent	184	59	51	50	1	25	28
SED (6-17)	5	5	0	0	0	0	0
SMI (If ever)	75	51	6	7	1	25	2

Notes: Information in this table is based on data reported to DMHSAS as of 07/01/2002. The same client may be counted in more than one category, e.g., clients can receive services under more than one contract source, in more than one "County of Residence," or may have multiple "Other Indicators." Please see Definition page for other considerations.

Oklahoma Department of Mental Health and Substance Abuse Services
Counts of Admitted Clients Served by Funding Source for Each County of Residence During FY2002

COUNTY OF RESIDENCE = OKFUSKEE

	Funding Source						
	Total	Mental Health	Substance Abuse	Domestic Violence	Residential Care	Medicaid	Other
Total							
Unduplicated Count	469	203	59	19	180	96	14
Agency Type							
Community Mental Health Center	230	193	0	0	0	94	5
Domestic Violence and Sexual Assault	21	0	0	19	0	0	2
Hospital	19	12	0	0	0	3	7
Residential Care	180	0	0	0	180	0	0
Substance Abuse	59	0	59	0	0	0	0
Sex							
Female	208	96	21	16	61	53	4
Male	261	107	38	3	119	43	10
Age							
0-04	2	0	0	1	0	0	1
05-17	51	38	0	5	0	10	0
18-20	9	3	2	2	3	0	0
21-24	37	14	10	2	8	7	0
25-34	97	46	22	5	30	26	1
35-44	122	49	17	2	56	17	2
45-54	92	27	6	1	52	17	7
55-64	47	22	1	1	25	15	3
65-74	9	3	1	0	4	3	0
75-84	3	1	0	0	2	1	0
Race							
White	292	158	32	9	95	70	7
Black	95	14	5	0	72	10	3
Native American	54	20	14	8	10	11	3
Hispanic	2	0	1	0	0	1	0
Two or More Races	28	12	7	2	3	4	1
Presenting Problem/Diagnosis							
Alcohol Abuse	31	2	29	0	0	0	1
Developmental Disorder	65	16	0	0	45	4	0
Mood Disorder	101	80	0	0	3	33	1
Non Alcohol/Drug Related Organic	2	2	0	0	0	1	0
Other Non-Psychotic	42	39	0	0	0	10	1
Other Psychotic	156	27	0	0	126	20	4
Schizophrenia	45	35	0	0	0	29	5
Social Conditions	28	1	1	19	6	0	2
Substance Related	31	3	29	0	0	0	0
Other Indicators							
Any Alcohol/Drug Problem	94	33	58	4	1	14	2
Custody of DHS	3	3	0	0	0	0	0
Custody of DOC	3	2	1	0	0	1	0
Deaf and Hard Hearing	1	1	0	0	0	0	0
Dual Diagnosis	12	10	1	0	0	8	0
Homeless	6	1	0	2	3	0	0
Indigent	463	202	59	16	176	95	13
SED (6-17)	34	29	0	0	0	6	0
SMI (If ever)	340	145	13	4	180	82	9

Notes: Information in this table is based on data reported to DMHSAS as of 07/01/2002. The same client may be counted in more than one category, e.g., clients can receive services under more than one contract source, in more than one "County of Residence," or may have multiple "Other Indicators." Please see Definition page for other considerations.

Oklahoma Department of Mental Health and Substance Abuse Services
Counts of Admitted Clients Served by Funding Source for Each County of Residence During FY2002
COUNTY OF RESIDENCE = OKLAHOMA

	Funding Source						
	Total	Mental Health	Substance Abuse	Domestic Violence	Residential Care	Medicaid	Other
Total							
Unduplicated Count	10,530	5,118	3,624	1,265	107	1,420	499
Agency Type							
Community Mental Health Center	5,784	4,860	174	0	34	1,328	371
Domestic Violence and Sexual Assault	1,264	0	0	1,264	0	0	9
Hospital	806	581	0	0	0	117	137
Other	32	32	0	0	0	0	0
Residential Care	73	0	0	0	73	0	0
Substance Abuse	3,472	0	3,461	1	0	0	13
Sex							
Female	5,502	2,628	1,578	939	41	888	224
Male	5,028	2,490	2,046	326	66	532	275
Age							
0-04	374	19	144	210	0	2	2
05-17	1,197	541	379	196	0	90	53
18-20	452	205	206	52	0	25	18
21-24	827	361	345	132	4	55	31
25-34	2,304	1,128	931	299	10	194	91
35-44	2,796	1,412	1,050	258	27	375	134
45-54	1,716	1,019	457	96	36	318	122
55-64	542	318	83	20	22	169	30
65-74	225	91	24	1	6	120	13
75-84	73	18	4	1	2	56	2
85+	24	6	1	0	0	16	3
Race							
White	7,052	3,723	2,288	695	72	964	362
Black	2,263	905	914	276	27	351	91
Native American	422	170	180	59	3	43	24
Hispanic	446	155	173	117	1	19	6
Asian	106	62	11	22	1	13	9
Two or More Races	366	165	73	101	3	36	10
Presenting Problem/Diagnosis							
Alcohol Abuse	1,047	296	794	0	1	14	29
Developmental Disorder	193	156	3	0	2	27	25
Mood Disorder	3,032	2,535	91	1	47	626	161
Non Alcohol/Drug Related Organic	71	39	0	0	0	35	8
Other Non-Psychotic	801	703	27	0	1	116	33
Other Psychotic	966	787	1	0	37	256	98
Personality Disorder	16	14	2	0	0	3	0
Schizophrenia	843	585	8	0	16	356	102
Social Conditions	1,675	77	331	1,262	2	5	10
Substance Related	2,629	264	2,420	0	0	14	42
Deferred/No Diagnosis	5	2	0	2	1	0	0
Other Indicators							
Any Alcohol/Drug Problem	5,252	2,053	3,272	3	8	375	200
Custody of DHS	217	74	118	1	0	26	5
Custody of DOC	379	48	317	6	1	12	4
Custody of OJA	19	4	12	0	0	4	2
Deaf and Hard Hearing	52	26	11	3	0	18	4
Dual Diagnosis	929	776	82	0	5	174	64

Notes: Information in this table is based on data reported to DMHSAS as of 07/01/2002. The same client may be counted in more than one category, e.g., clients can receive services under more than one contract source, in more than one "County of Residence," or may have multiple "Other Indicators." Please see Definition page for other considerations.

Oklahoma Department of Mental Health and Substance Abuse Services
Counts of Admitted Clients Served by Funding Source for Each County of Residence During FY2002
COUNTY OF RESIDENCE = OKLAHOMA

	Funding Source						
	Total	Mental Health	Substance Abuse	Domestic Violence	Residential Care	Medicaid	Other
Homeless	1,579	765	174	664	4	74	54
Indigent	10,131	4,990	3,543	1,105	106	1,408	432
SED (6-17)	327	246	2	0	0	76	33
SMI (If ever)	4,977	3,799	640	123	107	1,175	377

Oklahoma Department of Mental Health and Substance Abuse Services
 Counts of Admitted Clients Served by Funding Source for Each County of Residence During FY2002

COUNTY OF RESIDENCE = OKMULGEE

	Funding Source						
	Total	Mental Health	Substance Abuse	Domestic Violence	Residential Care	Medicaid	Other
Total							
Unduplicated Count	792	464	173	148	12	134	45
Agency Type							
Community Mental Health Center	488	448	3	0	1	133	20
Domestic Violence and Sexual Assault	154	0	5	143	0	0	14
Hospital	29	22	0	0	0	1	11
Other	29	0	29	0	0	0	0
Residential Care	11	0	0	0	11	0	0
Substance Abuse	148	0	142	6	0	0	0
Sex							
Female	484	267	88	132	7	83	17
Male	308	197	85	16	5	51	28
Age							
0-04	18	0	2	15	0	1	0
05-17	126	93	2	21	0	14	3
18-20	42	19	11	14	0	4	2
21-24	89	37	33	17	2	9	7
25-34	195	104	63	39	5	37	13
35-44	168	101	44	33	2	26	14
45-54	100	76	14	7	2	20	4
55-64	43	27	4	2	1	20	0
65-74	10	6	0	0	0	3	1
75-84	1	1	0	0	0	0	1
Race							
White	562	350	116	91	6	98	33
Black	100	54	22	19	5	21	1
Native American	96	35	29	30	1	10	7
Hispanic	14	8	4	3	0	0	1
Asian	1	0	0	1	0	0	0
Two or More Races	31	20	4	5	0	5	3
Presenting Problem/Diagnosis							
Alcohol Abuse	72	5	67	1	0	0	6
Developmental Disorder	52	40	0	0	7	7	0
Mood Disorder	283	262	3	0	2	69	14
Non Alcohol/Drug Related Organic	8	8	0	0	0	4	1
Other Non-Psychotic	79	68	1	0	0	18	3
Other Psychotic	47	37	0	0	1	17	6
Personality Disorder	1	1	0	0	0	1	0
Schizophrenia	38	35	0	0	0	18	0
Social Conditions	167	3	7	147	2	0	14
Substance Related	109	11	101	0	0	0	2
Other Indicators							
Any Alcohol/Drug Problem	269	79	168	35	1	21	23
Custody of DHS	6	3	2	0	0	1	0
Custody of DOC	15	5	8	1	1	1	0
Custody of OJA	1	1	0	0	0	0	0
Deaf and Hard Hearing	3	2	0	0	0	1	1
Dual Diagnosis	25	23	1	0	0	8	3
Homeless	36	7	8	24	0	0	1
Indigent	780	459	171	146	12	131	41

Notes: Information in this table is based on data reported to DMHSAS as of 07/01/2002. The same client may be counted in more than one category, e.g., clients can receive services under more than one contract source, in more than one "County of Residence," or may have multiple "Other Indicators." Please see Definition page for other considerations.

Oklahoma Department of Mental Health and Substance Abuse Services
 Counts of Admitted Clients Served by Funding Source for Each County of Residence During FY2002

COUNTY OF RESIDENCE = OKMULGEE

	Funding Source						
	Total	Mental Health	Substance Abuse	Domestic Violence	Residential Care	Medicaid	Other
SED (6-17)	59	51	0	0	0	8	2
SMI (If ever)	374	307	36	26	12	110	20

Oklahoma Department of Mental Health and Substance Abuse Services
Counts of Admitted Clients Served by Funding Source for Each County of Residence During FY2002

COUNTY OF RESIDENCE = OSAGE

	Funding Source						
	Total	Mental Health	Substance Abuse	Domestic Violence	Residential Care	Medicaid	Other
Total							
Unduplicated Count	493	194	217	47	2	47	11
Agency Type							
Community Mental Health Center	209	167	8	0	0	47	0
Domestic Violence and Sexual Assault	54	0	1	47	0	0	8
Hospital	9	6	0	0	0	0	3
Other	2	1	1	0	0	0	0
Residential Care	2	0	0	0	2	0	0
Substance Abuse	224	21	207	0	0	0	0
Sex							
Female	240	96	91	37	0	32	2
Male	253	98	126	10	2	15	9
Age							
0-04	5	0	1	4	0	0	0
05-17	127	74	49	6	0	0	0
18-20	36	9	23	4	0	1	0
21-24	38	15	16	2	1	5	0
25-34	105	35	43	13	1	12	8
35-44	100	29	46	15	0	12	3
45-54	61	21	31	2	0	11	0
55-64	17	9	7	1	0	5	0
65-74	4	2	1	0	0	1	0
Race							
White	364	154	141	40	1	38	6
Black	13	4	7	1	1	1	1
Native American	77	22	46	3	0	7	2
Hispanic	2	1	1	0	0	1	0
Asian	1	1	0	0	0	0	0
Two or More Races	40	12	23	3	0	0	2
Presenting Problem/Diagnosis							
Alcohol Abuse	70	1	68	0	0	1	0
Developmental Disorder	25	25	0	0	0	0	0
Mood Disorder	112	80	15	0	0	21	1
Non Alcohol/Drug Related Organic	1	0	0	0	0	1	0
Other Non-Psychotic	65	56	7	0	0	8	0
Other Psychotic	23	14	0	1	2	9	2
Personality Disorder	2	1	1	0	0	0	0
Schizophrenia	15	12	0	0	0	6	0
Social Conditions	81	4	28	42	0	1	8
Substance Related	100	1	99	0	0	0	0
Deferred/No Diagnosis	4	0	0	4	0	0	0
Other Indicators							
Any Alcohol/Drug Problem	207	20	186	1	0	4	0
Custody of DHS	6	6	0	0	0	0	0
Custody of DOC	7	1	6	1	0	0	0
Custody of OJA	1	1	0	0	0	0	0
Deaf and Hard Hearing	1	0	1	0	0	0	0
Dual Diagnosis	16	7	7	0	0	3	0
Homeless	11	0	6	5	0	0	1
Indigent	459	177	209	39	2	47	10

Notes: Information in this table is based on data reported to DMHSAS as of 07/01/2002. The same client may be counted in more than one category, e.g., clients can receive services under more than one contract source, in more than one "County of Residence," or may have multiple "Other Indicators." Please see Definition page for other considerations.

Oklahoma Department of Mental Health and Substance Abuse Services
Counts of Admitted Clients Served by Funding Source for Each County of Residence During FY2002
COUNTY OF RESIDENCE = OSAGE

	Funding Source						
	Total	Mental Health	Substance Abuse	Domestic Violence	Residential Care	Medicaid	Other
SED (6-17)	45	45	1	0	0	0	0
SMI (If ever)	156	98	25	7	2	41	2

Oklahoma Department of Mental Health and Substance Abuse Services
Counts of Admitted Clients Served by Funding Source for Each County of Residence During FY2002

COUNTY OF RESIDENCE = OTTAWA

	Funding Source						
	Total	Mental Health	Substance Abuse	Domestic Violence	Residential Care	Medicaid	Other
Total							
Unduplicated Count	488	217	134	95	12	98	5
Agency Type							
Community Mental Health Center	260	211	2	0	0	98	1
Domestic Violence and Sexual Assault	98	0	0	95	0	0	4
Hospital	10	10	0	0	0	0	0
Other	5	0	5	0	0	0	0
Residential Care	12	0	0	0	12	0	0
Substance Abuse	129	0	129	0	0	0	0
Sex							
Female	269	116	39	87	6	69	4
Male	219	101	95	8	6	29	1
Age							
0-04	10	0	0	9	0	0	1
05-17	59	11	26	19	0	1	2
18-20	24	14	5	6	0	0	0
21-24	38	18	14	7	0	8	0
25-34	131	59	39	23	2	35	1
35-44	116	57	34	20	5	22	0
45-54	83	42	14	8	4	25	1
55-64	22	14	1	3	1	5	0
65-74	4	2	1	0	0	1	0
75-84	1	0	0	0	0	1	0
Race							
White	354	171	97	50	8	85	0
Black	9	3	2	1	2	2	0
Native American	63	24	27	9	1	5	1
Hispanic	15	2	3	9	1	0	0
Asian	1	0	1	0	0	0	0
Two or More Races	54	18	6	27	0	6	4
Presenting Problem/Diagnosis							
Alcohol Abuse	58	5	50	0	3	1	1
Developmental Disorder	9	7	0	0	0	3	0
Mood Disorder	172	137	0	0	3	63	0
Non Alcohol/Drug Related Organic	3	2	0	0	0	2	0
Other Non-Psychotic	22	18	0	0	0	6	0
Other Psychotic	36	28	0	0	4	10	0
Personality Disorder	1	1	0	0	0	1	0
Schizophrenia	22	18	0	0	0	12	0
Social Conditions	100	1	2	93	1	0	4
Substance Related	86	4	83	0	0	0	0
Deferred/No Diagnosis	3	0	0	2	1	0	0
Other Indicators							
Any Alcohol/Drug Problem	202	61	132	0	5	21	1
Custody of DOC	4	0	3	1	0	0	0
Custody of OJA	2	0	1	0	0	1	0
Deaf and Hard Hearing	2	2	0	0	0	1	0
Dual Diagnosis	40	37	0	0	0	13	0
Homeless	64	6	4	55	0	0	0
Indigent	482	214	134	92	12	97	5

Notes: Information in this table is based on data reported to DMHSAS as of 07/01/2002. The same client may be counted in more than one category, e.g., clients can receive services under more than one contract source, in more than one "County of Residence," or may have multiple "Other Indicators." Please see Definition page for other considerations.

Oklahoma Department of Mental Health and Substance Abuse Services
Counts of Admitted Clients Served by Funding Source for Each County of Residence During FY2002
COUNTY OF RESIDENCE = OTTAWA

	Funding Source						
	Total	Mental Health	Substance Abuse	Domestic Violence	Residential Care	Medicaid	Other
SED (6-17)	12	11	0	0	0	1	0
SMI (If ever)	267	195	22	11	12	96	0

Oklahoma Department of Mental Health and Substance Abuse Services
Counts of Admitted Clients Served by Funding Source for Each County of Residence During FY2002

COUNTY OF RESIDENCE = PAWNEE

	Funding Source						
	Total	Mental Health	Substance Abuse	Domestic Violence	Residential Care	Medicaid	Other
Total							
Unduplicated Count	258	101	114	20	1	41	14
Agency Type							
Community Mental Health Center	114	88	0	0	0	40	4
Domestic Violence and Sexual Assault	24	0	1	20	0	0	9
Hospital	7	5	0	0	0	1	1
Residential Care	1	0	0	0	1	0	0
Substance Abuse	121	11	113	0	0	0	0
Sex							
Female	128	60	36	16	0	31	5
Male	130	41	78	4	1	10	9
Age							
0-04	3	0	0	3	0	0	2
05-17	13	8	3	2	0	0	0
18-20	11	6	2	3	0	1	1
21-24	27	5	16	3	0	1	3
25-34	62	23	29	6	1	11	4
35-44	68	25	38	1	0	5	2
45-54	53	26	20	2	0	14	2
55-64	16	7	6	0	0	5	0
65-74	3	0	0	0	0	3	0
75-84	2	1	0	0	0	1	0
Race							
White	201	96	68	17	1	40	10
Black	6	1	4	0	0	0	1
Native American	41	3	35	1	0	1	1
Hispanic	3	1	2	0	0	0	0
Two or More Races	9	1	5	2	0	0	2
Presenting Problem/Diagnosis							
Alcohol Abuse	59	0	59	0	0	0	0
Developmental Disorder	5	5	0	0	0	0	0
Mood Disorder	73	56	6	0	0	22	1
Non Alcohol/Drug Related Organic	2	1	0	0	0	2	0
Other Non-Psychotic	21	18	2	0	0	4	0
Other Psychotic	13	8	0	0	0	6	0
Personality Disorder	1	0	1	0	0	0	0
Schizophrenia	13	9	0	0	0	6	2
Social Conditions	24	1	0	20	0	0	9
Substance Related	53	5	47	0	1	1	2
Deferred/No Diagnosis	1	0	1	0	0	0	0
Other Indicators							
Any Alcohol/Drug Problem	138	27	108	0	1	11	4
Custody of DOC	3	1	1	1	0	0	1
Deaf and Hard Hearing	3	2	1	0	0	1	0
Dual Diagnosis	16	12	2	0	0	5	2
Homeless	13	3	6	4	0	1	0
Indigent	248	100	112	15	1	41	10
SED (6-17)	4	4	0	0	0	0	0
SMI (If ever)	118	77	15	4	1	40	6

Notes: Information in this table is based on data reported to DMHSAS as of 07/01/2002. The same client may be counted in more than one category, e.g., clients can receive services under more than one contract source, in more than one "County of Residence," or may have multiple "Other Indicators." Please see Definition page for other considerations.

Oklahoma Department of Mental Health and Substance Abuse Services
Counts of Admitted Clients Served by Funding Source for Each County of Residence During FY2002

COUNTY OF RESIDENCE = PAYNE

	Funding Source						
	Total	Mental Health	Substance Abuse	Domestic Violence	Residential Care	Medicaid	Other
Total							
Unduplicated Count	1,325	493	466	243	2	200	273
Agency Type							
Community Mental Health Center	556	436	5	0	0	198	44
Domestic Violence and Sexual Assault	313	0	0	243	0	0	218
Hospital	37	18	0	0	0	2	23
Other	52	52	0	0	0	0	0
Residential Care	2	0	0	0	2	0	0
Substance Abuse	461	0	461	0	0	0	0
Sex							
Female	654	267	140	184	0	144	134
Male	671	226	326	59	2	56	139
Age							
0-04	51	1	2	29	0	0	36
05-17	65	14	18	25	0	4	12
18-20	113	28	71	11	0	7	17
21-24	228	58	139	30	0	14	35
25-34	307	129	95	71	0	35	76
35-44	319	137	97	56	1	68	64
45-54	157	78	35	19	1	37	29
55-64	61	31	8	2	0	29	3
65-74	13	8	1	0	0	4	1
75-84	9	7	0	0	0	2	0
85+	2	2	0	0	0	0	0
Race							
White	1,108	443	357	199	2	180	227
Black	49	16	23	6	0	4	6
Native American	109	26	56	16	0	14	17
Hispanic	24	1	12	10	0	0	6
Asian	8	1	4	4	0	0	1
Two or More Races	61	12	28	12	0	4	16
Presenting Problem/Diagnosis							
Alcohol Abuse	310	7	301	0	0	2	3
Developmental Disorder	12	9	0	0	0	3	0
Mood Disorder	349	277	4	2	0	118	23
Non Alcohol/Drug Related Organic	5	4	0	0	0	1	0
Other Non-Psychotic	56	44	0	0	0	15	8
Other Psychotic	78	58	0	1	1	27	14
Personality Disorder	1	0	0	0	0	1	0
Schizophrenia	68	45	0	0	0	35	7
Social Conditions	318	51	3	218	1	0	182
Substance Related	193	22	173	1	0	2	6
Deferred/No Diagnosis	41	0	0	21	0	0	36
Other Indicators							
Any Alcohol/Drug Problem	632	154	460	15	0	44	45
Custody of DHS	4	0	3	0	0	1	0
Custody of DOC	17	6	7	4	0	1	3
Custody of OJA	2	0	2	0	0	0	0
Deaf and Hard Hearing	2	1	0	0	0	1	0
Dual Diagnosis	72	61	3	0	0	15	5

Notes: Information in this table is based on data reported to DMHSAS as of 07/01/2002. The same client may be counted in more than one category, e.g., clients can receive services under more than one contract source, in more than one "County of Residence," or may have multiple "Other Indicators." Please see Definition page for other considerations.

Oklahoma Department of Mental Health and Substance Abuse Services
 Counts of Admitted Clients Served by Funding Source for Each County of Residence During FY2002

COUNTY OF RESIDENCE = PAYNE

	Funding Source						
	Total	Mental Health	Substance Abuse	Domestic Violence	Residential Care	Medicaid	Other
Homeless	73	17	25	28	0	4	23
Indigent	1,239	455	462	213	2	199	231
SED (6-17)	8	4	0	0	0	3	1
SMI (If ever)	541	399	47	25	2	185	74

Oklahoma Department of Mental Health and Substance Abuse Services
Counts of Admitted Clients Served by Funding Source for Each County of Residence During FY2002
COUNTY OF RESIDENCE = PITTSBURGH

	Funding Source						
	Total	Mental Health	Substance Abuse	Domestic Violence	Residential Care	Medicaid	Other
Total							
Unduplicated Count	1,175	632	282	117	26	269	310
Agency Type							
Community Mental Health Center	808	631	1	0	0	267	309
Domestic Violence and Sexual Assault	51	0	1	51	0	0	0
Hospital	10	5	0	0	0	4	1
Residential Care	26	0	0	0	26	0	0
Substance Abuse	337	0	280	70	0	0	0
Sex							
Female	660	373	111	83	13	181	169
Male	515	259	171	34	13	88	141
Age							
0-04	29	0	10	20	0	0	0
05-17	130	51	22	34	0	41	15
18-20	56	38	16	1	0	6	8
21-24	102	51	48	6	0	7	12
25-34	243	121	88	29	3	35	34
35-44	258	153	74	15	2	54	79
45-54	195	123	21	8	7	65	70
55-64	115	64	2	3	11	50	51
65-74	39	25	1	1	3	10	34
75-84	7	5	0	0	0	1	6
85+	1	1	0	0	0	0	1
Race							
White	962	551	186	88	21	228	274
Black	64	32	18	7	2	18	10
Native American	116	41	46	15	3	21	22
Hispanic	8	3	3	2	0	1	3
Asian	3	1	0	2	0	0	0
Two or More Races	39	5	30	4	0	2	1
Presenting Problem/Diagnosis							
Alcohol Abuse	59	14	44	0	0	1	6
Developmental Disorder	30	19	0	0	0	15	6
Mood Disorder	400	317	2	0	5	108	142
Non Alcohol/Drug Related Organic	9	5	0	0	0	5	6
Other Non-Psychotic	133	110	0	0	0	30	47
Other Psychotic	96	68	0	0	5	39	40
Personality Disorder	1	1	0	0	0	1	1
Schizophrenia	107	70	0	0	0	65	53
Social Conditions	144	3	21	115	15	1	1
Substance Related	239	28	215	3	0	6	7
Unknown/Other	2	0	0	0	1	0	1
Other Indicators							
Any Alcohol/Drug Problem	419	148	263	9	1	45	51
Custody of DHS	11	5	2	1	0	7	0
Custody of DOC	47	5	40	1	0	3	1
Custody of OJA	1	0	0	0	0	1	0
Deaf and Hard Hearing	7	3	0	1	2	2	2
Dual Diagnosis	74	64	1	0	0	24	21
Homeless	31	11	5	13	0	3	3

Notes: Information in this table is based on data reported to DMHSAS as of 07/01/2002. The same client may be counted in more than one category, e.g., clients can receive services under more than one contract source, in more than one "County of Residence," or may have multiple "Other Indicators." Please see Definition page for other considerations.

Oklahoma Department of Mental Health and Substance Abuse Services
Counts of Admitted Clients Served by Funding Source for Each County of Residence During FY2002
COUNTY OF RESIDENCE = PITTSBURGH

	Funding Source						
	Total	Mental Health	Substance Abuse	Domestic Violence	Residential Care	Medicaid	Other
Indigent	1,145	625	279	112	26	268	290
SED (6-17)	43	29	0	0	0	19	6
SMI (If ever)	462	326	23	8	26	193	205

Oklahoma Department of Mental Health and Substance Abuse Services
Counts of Admitted Clients Served by Funding Source for Each County of Residence During FY2002

COUNTY OF RESIDENCE = PONTOTOC

	Funding Source						
	Total	Mental Health	Substance Abuse	Domestic Violence	Residential Care	Medicaid	Other
Total							
Unduplicated Count	1,163	528	332	310	37	235	53
Agency Type							
Community Mental Health Center	691	498	106	0	0	229	28
Domestic Violence and Sexual Assault	386	0	138	308	0	0	0
Hospital	100	69	0	0	0	6	26
Residential Care	37	0	0	0	37	0	0
Substance Abuse	136	0	134	2	0	0	0
Sex							
Female	633	292	129	190	15	153	27
Male	530	236	203	120	22	82	26
Age							
0-04	36	16	9	11	0	0	5
05-17	75	25	16	32	0	5	3
18-20	66	19	35	24	1	2	1
21-24	141	60	50	43	6	21	1
25-34	297	133	95	97	5	44	9
35-44	290	131	85	73	9	72	9
45-54	163	83	39	27	7	47	13
55-64	70	46	2	3	8	33	3
65-74	19	10	1	0	1	10	9
75-84	6	5	0	0	0	1	0
Race							
White	903	466	224	208	28	193	46
Black	41	14	5	14	2	14	2
Native American	164	39	73	64	5	17	4
Hispanic	23	5	11	10	1	4	0
Asian	3	0	0	1	1	1	0
Two or More Races	47	6	26	13	0	6	1
Presenting Problem/Diagnosis							
Alcohol Abuse	72	12	65	4	0	2	0
Developmental Disorder	20	18	0	0	0	2	4
Mood Disorder	410	305	37	1	16	127	19
Non Alcohol/Drug Related Organic	10	4	0	0	0	6	2
Other Non-Psychotic	88	73	6	0	0	20	5
Other Psychotic	106	68	5	0	19	39	12
Schizophrenia	71	42	1	0	0	34	10
Social Conditions	297	0	51	276	0	0	0
Substance Related	200	24	185	29	1	5	1
Unknown/Other	1	0	0	0	1	0	0
Other Indicators							
Any Alcohol/Drug Problem	436	179	281	53	1	48	11
Custody of DHS	8	0	6	0	0	2	0
Custody of DOC	31	10	21	11	0	1	0
Custody of OJA	2	0	2	0	0	0	0
Deaf and Hard Hearing	1	0	0	1	0	0	0
Dual Diagnosis	64	49	15	0	0	19	3
Homeless	39	20	8	8	1	2	3
Indigent	1,121	522	317	285	36	233	50
SED (6-17)	11	6	0	0	0	4	2

Notes: Information in this table is based on data reported to DMHSAS as of 07/01/2002. The same client may be counted in more than one category, e.g., clients can receive services under more than one contract source, in more than one "County of Residence," or may have multiple "Other Indicators." Please see Definition page for other considerations.

Oklahoma Department of Mental Health and Substance Abuse Services
 Counts of Admitted Clients Served by Funding Source for Each County of Residence During FY2002

COUNTY OF RESIDENCE = PONTOTOC

	Funding Source						
	Total	Mental Health	Substance Abuse	Domestic Violence	Residential Care	Medicaid	Other
SMI (If ever)	620	424	94	37	37	221	44

Oklahoma Department of Mental Health and Substance Abuse Services
Counts of Admitted Clients Served by Funding Source for Each County of Residence During FY2002
COUNTY OF RESIDENCE = POTTAWATOMIE

	Funding Source						
	Total	Mental Health	Substance Abuse	Domestic Violence	Residential Care	Medicaid	Other
Total							
Unduplicated Count	1,240	369	501	280	0	149	54
Agency Type							
Community Mental Health Center	349	258	5	0	0	116	5
Domestic Violence and Sexual Assault	280	0	0	280	0	0	0
Hospital	233	157	0	0	0	33	49
Other	7	7	0	0	0	0	0
Substance Abuse	496	0	496	0	0	0	1
Sex							
Female	608	177	215	153	0	103	21
Male	632	192	286	127	0	46	33
Age							
0-04	32	0	13	19	0	0	0
05-17	180	40	72	59	0	15	2
18-20	58	17	29	15	0	3	1
21-24	130	35	70	25	0	7	4
25-34	323	101	150	75	0	14	12
35-44	316	101	133	61	0	40	21
45-54	106	45	28	17	0	17	9
55-64	39	21	4	8	0	6	2
65-74	27	5	2	1	0	19	2
75-84	19	4	0	0	0	18	1
85+	10	0	0	0	0	10	0
Race							
White	924	315	321	213	0	122	45
Black	71	13	41	13	0	6	4
Native American	193	30	118	34	0	17	2
Hispanic	13	3	5	4	0	1	1
Asian	6	2	2	1	0	0	1
Two or More Races	49	12	18	15	0	3	1
Presenting Problem/Diagnosis							
Alcohol Abuse	213	22	187	0	0	1	5
Developmental Disorder	15	15	0	0	0	2	0
Mood Disorder	244	179	1	0	0	62	27
Non Alcohol/Drug Related Organic	4	1	0	0	0	3	0
Other Non-Psychotic	79	46	0	0	0	34	5
Other Psychotic	77	54	0	0	0	21	8
Personality Disorder	3	3	0	0	0	1	0
Schizophrenia	59	38	0	0	0	23	6
Social Conditions	320	8	35	278	0	0	0
Substance Related	310	30	285	2	0	2	3
Other Indicators							
Any Alcohol/Drug Problem	656	176	465	2	0	28	30
Custody of DHS	15	0	14	0	0	1	0
Custody of DOC	23	5	18	0	0	0	0
Custody of OJA	10	1	8	0	0	1	0
Deaf and Hard Hearing	7	3	2	0	0	3	1
Dual Diagnosis	89	72	4	0	0	15	6
Homeless	28	15	4	7	0	1	1
Indigent	1,180	354	485	259	0	146	45

Notes: Information in this table is based on data reported to DMHSAS as of 07/01/2002. The same client may be counted in more than one category, e.g., clients can receive services under more than one contract source, in more than one "County of Residence," or may have multiple "Other Indicators." Please see Definition page for other considerations.

Oklahoma Department of Mental Health and Substance Abuse Services
Counts of Admitted Clients Served by Funding Source for Each County of Residence During FY2002
COUNTY OF RESIDENCE = POTTAWATOMIE

	Funding Source						
	Total	Mental Health	Substance Abuse	Domestic Violence	Residential Care	Medicaid	Other
SED (6-17)	17	5	0	0	0	10	2
SMI (If ever)	401	263	61	24	0	82	42

Oklahoma Department of Mental Health and Substance Abuse Services
Counts of Admitted Clients Served by Funding Source for Each County of Residence During FY2002
COUNTY OF RESIDENCE = PUSHMATAHA

	Funding Source						
	Total	Mental Health	Substance Abuse	Domestic Violence	Residential Care	Medicaid	Other
Total							
Unduplicated Count	251	110	81	38	2	32	49
Agency Type							
Community Mental Health Center	137	109	5	0	0	31	49
Domestic Violence and Sexual Assault	37	0	0	37	0	0	0
Hospital	4	3	0	0	0	1	0
Residential Care	2	0	0	0	2	0	0
Substance Abuse	78	0	78	1	0	0	0
Sex							
Female	138	70	23	30	0	23	29
Male	113	40	58	8	2	9	20
Age							
0-04	2	0	0	2	0	0	0
05-17	17	0	11	4	0	2	0
18-20	16	6	8	2	0	0	0
21-24	16	8	8	0	0	0	2
25-34	51	14	25	11	1	3	4
35-44	75	36	19	12	1	14	15
45-54	44	29	5	4	0	6	18
55-64	25	14	5	3	0	6	5
65-74	5	3	0	0	0	1	5
Race							
White	219	101	65	34	1	30	46
Black	5	2	2	0	1	0	2
Native American	20	5	10	3	0	2	1
Hispanic	3	1	1	1	0	0	0
Asian	1	1	0	0	0	0	0
Two or More Races	4	0	4	0	0	0	0
Presenting Problem/Diagnosis							
Alcohol Abuse	15	2	13	0	0	0	0
Mood Disorder	80	64	0	1	0	17	28
Other Non-Psychotic	22	18	0	0	0	3	8
Other Psychotic	12	9	0	0	1	4	4
Schizophrenia	15	12	0	0	0	7	6
Social Conditions	40	1	3	36	0	1	1
Substance Related	72	6	66	1	1	0	2
Other Indicators							
Any Alcohol/Drug Problem	108	25	78	5	1	7	12
Custody of DHS	1	0	1	0	0	0	0
Custody of DOC	3	0	3	0	0	0	0
Dual Diagnosis	15	12	2	0	0	3	6
Homeless	7	0	1	6	0	0	0
Indigent	244	108	81	36	2	32	44
SED (6-17)	1	0	0	0	0	1	0
SMI (If ever)	103	75	8	2	2	30	41

Notes: Information in this table is based on data reported to DMHSAS as of 07/01/2002. The same client may be counted in more than one category, e.g., clients can receive services under more than one contract source, in more than one "County of Residence," or may have multiple "Other Indicators." Please see Definition page for other considerations.

Oklahoma Department of Mental Health and Substance Abuse Services
Counts of Admitted Clients Served by Funding Source for Each County of Residence During FY2002
COUNTY OF RESIDENCE = ROGER MILLS

	Funding Source						
	Total	Mental Health	Substance Abuse	Domestic Violence	Residential Care	Medicaid	Other
Total							
Unduplicated Count	51	15	8	26	0	6	3
Agency Type							
Community Mental Health Center	19	14	0	0	0	6	3
Domestic Violence and Sexual Assault	26	0	1	26	0	0	0
Hospital	2	2	0	0	0	0	0
Substance Abuse	7	0	7	0	0	0	0
Sex							
Female	26	5	3	16	0	5	2
Male	25	10	5	10	0	1	1
Age							
0-04	1	0	0	1	0	0	0
05-17	10	1	0	9	0	0	0
18-20	3	3	1	0	0	0	0
21-24	4	2	1	1	0	1	0
25-34	13	2	2	8	0	0	2
35-44	12	5	3	5	0	2	1
45-54	5	1	1	2	0	1	0
55-64	2	1	0	0	0	1	0
75-84	1	0	0	0	0	1	0
Race							
White	49	13	8	26	0	6	3
Native American	1	1	0	0	0	0	0
Hispanic	1	1	0	0	0	0	0
Presenting Problem/Diagnosis							
Alcohol Abuse	3	1	2	0	0	0	0
Developmental Disorder	1	1	0	0	0	0	0
Mood Disorder	13	9	0	2	0	5	1
Other Non-Psychotic	3	3	0	0	0	0	0
Other Psychotic	1	0	0	0	0	1	0
Social Conditions	22	0	1	22	0	0	0
Substance Related	7	1	5	0	0	0	2
Deferred/No Diagnosis	2	0	0	2	0	0	0
Other Indicators							
Any Alcohol/Drug Problem	15	6	7	2	0	2	2
Custody of DOC	1	0	1	1	0	0	0
Dual Diagnosis	3	3	1	0	0	2	0
Homeless	3	0	0	3	0	0	0
Indigent	47	15	8	23	0	6	2
SMI (If ever)	14	7	2	2	0	5	1

Notes: Information in this table is based on data reported to DMHSAS as of 07/01/2002. The same client may be counted in more than one category, e.g., clients can receive services under more than one contract source, in more than one "County of Residence," or may have multiple "Other Indicators." Please see Definition page for other considerations.

Oklahoma Department of Mental Health and Substance Abuse Services
Counts of Admitted Clients Served by Funding Source for Each County of Residence During FY2002
COUNTY OF RESIDENCE = ROGERS

	Funding Source						
	Total	Mental Health	Substance Abuse	Domestic Violence	Residential Care	Medicaid	Other
Total							
Unduplicated Count	929	355	353	212	47	62	3
Agency Type							
Community Mental Health Center	393	352	2	0	0	62	0
Domestic Violence and Sexual Assault	216	0	1	212	0	0	3
Hospital	7	7	0	0	0	0	0
Residential Care	47	0	0	0	47	0	0
Substance Abuse	352	0	352	0	0	0	0
Sex							
Female	429	206	112	114	15	34	1
Male	500	149	241	98	32	28	2
Age							
0-04	23	0	6	17	0	0	0
05-17	67	16	18	33	0	0	0
18-20	74	24	40	14	0	1	0
21-24	117	47	50	24	1	1	1
25-34	257	88	116	65	5	9	2
35-44	213	89	84	43	9	20	0
45-54	120	64	30	13	13	15	0
55-64	34	18	6	2	8	8	0
65-74	18	7	3	1	7	5	0
75-84	5	1	0	0	4	3	0
85+	1	1	0	0	0	0	0
Race							
White	712	261	282	155	41	46	2
Black	19	7	3	5	5	4	0
Native American	139	48	62	30	1	10	0
Hispanic	8	1	0	7	0	0	0
Asian	5	0	1	4	0	0	0
Two or More Races	64	42	9	11	0	2	1
Presenting Problem/Diagnosis							
Alcohol Abuse	119	5	115	0	1	0	0
Developmental Disorder	25	5	0	0	20	1	0
Mood Disorder	247	234	0	0	2	22	0
Non Alcohol/Drug Related Organic	1	1	0	0	0	0	0
Other Non-Psychotic	49	48	0	0	0	1	0
Other Psychotic	48	27	0	1	14	10	0
Schizophrenia	49	28	0	0	0	28	0
Social Conditions	243	0	22	209	9	0	3
Substance Related	233	9	225	0	0	0	0
Deferred/No Diagnosis	3	0	0	2	1	0	0
Other Indicators							
Any Alcohol/Drug Problem	462	133	334	8	4	13	0
Custody of DHS	2	0	2	0	0	0	0
Custody of DOC	28	5	20	3	0	0	0
Custody of OJA	2	1	1	0	0	0	0
Deaf and Hard Hearing	1	1	0	0	0	1	0
Dual Diagnosis	97	92	2	0	0	10	0
Homeless	66	9	5	49	2	0	1
Indigent	867	347	343	164	42	62	3

Notes: Information in this table is based on data reported to DMHSAS as of 07/01/2002. The same client may be counted in more than one category, e.g., clients can receive services under more than one contract source, in more than one "County of Residence," or may have multiple "Other Indicators." Please see Definition page for other considerations.

Oklahoma Department of Mental Health and Substance Abuse Services
Counts of Admitted Clients Served by Funding Source for Each County of Residence During FY2002
COUNTY OF RESIDENCE = ROGERS

	Funding Source						
	Total	Mental Health	Substance Abuse	Domestic Violence	Residential Care	Medicaid	Other
SED (6-17)	10	10	0	0	0	0	0
SMI (If ever)	423	325	58	24	47	62	1

Oklahoma Department of Mental Health and Substance Abuse Services
Counts of Admitted Clients Served by Funding Source for Each County of Residence During FY2002

COUNTY OF RESIDENCE = SEMINOLE

	Funding Source						
	Total	Mental Health	Substance Abuse	Domestic Violence	Residential Care	Medicaid	Other
Total							
Unduplicated Count	827	349	240	259	1	131	30
Agency Type							
Community Mental Health Center	424	328	67	0	0	124	12
Domestic Violence and Sexual Assault	262	0	7	257	0	0	0
Hospital	68	45	0	0	0	7	18
Residential Care	1	0	0	0	1	0	0
Substance Abuse	177	0	177	3	0	0	0
Sex							
Female	365	171	84	114	0	82	9
Male	462	178	156	145	1	49	21
Age							
0-04	11	1	6	4	0	0	0
05-17	115	44	20	50	0	5	3
18-20	42	14	14	21	0	2	0
21-24	69	32	24	25	0	8	3
25-34	217	91	71	81	0	28	7
35-44	206	81	64	51	1	48	11
45-54	109	52	35	23	0	16	2
55-64	38	19	6	4	0	15	2
65-74	14	11	0	0	0	4	2
75-84	6	4	0	0	0	5	0
Race							
White	561	268	152	162	0	91	24
Black	67	19	21	16	1	17	1
Native American	166	46	53	73	0	16	5
Hispanic	14	6	1	7	0	1	0
Asian	1	1	0	0	0	0	0
Two or More Races	29	12	14	3	0	6	0
Presenting Problem/Diagnosis							
Alcohol Abuse	70	14	59	0	0	2	2
Developmental Disorder	27	27	2	0	0	1	1
Mood Disorder	221	175	37	0	0	63	6
Non Alcohol/Drug Related Organic	4	3	0	0	0	3	0
Other Non-Psychotic	61	47	3	0	0	17	4
Other Psychotic	60	43	1	0	1	20	7
Personality Disorder	1	0	0	0	0	1	0
Schizophrenia	36	23	1	0	0	17	5
Social Conditions	284	5	25	258	0	3	0
Substance Related	133	26	120	1	0	4	5
Other Indicators							
Any Alcohol/Drug Problem	342	159	209	2	0	40	11
Custody of DHS	7	0	7	0	0	0	0
Custody of DOC	48	4	43	2	0	1	2
Custody of OJA	2	1	1	0	0	1	0
Deaf and Hard Hearing	2	2	1	0	0	0	0
Dual Diagnosis	48	38	14	0	0	11	3
Homeless	11	8	1	1	0	0	2
Indigent	792	345	233	233	1	131	27
SED (6-17)	14	9	0	0	0	5	1

Notes: Information in this table is based on data reported to DMHSAS as of 07/01/2002. The same client may be counted in more than one category, e.g., clients can receive services under more than one contract source, in more than one "County of Residence," or may have multiple "Other Indicators." Please see Definition page for other considerations.

Oklahoma Department of Mental Health and Substance Abuse Services
 Counts of Admitted Clients Served by Funding Source for Each County of Residence During FY2002

COUNTY OF RESIDENCE = SEMINOLE

	Funding Source						
	Total	Mental Health	Substance Abuse	Domestic Violence	Residential Care	Medicaid	Other
SMI (If ever)	364	253	69	35	1	123	20

Oklahoma Department of Mental Health and Substance Abuse Services
Counts of Admitted Clients Served by Funding Source for Each County of Residence During FY2002

COUNTY OF RESIDENCE = SEQUOYAH

	Funding Source						
	Total	Mental Health	Substance Abuse	Domestic Violence	Residential Care	Medicaid	Other
Total							
Unduplicated Count	645	411	136	50	36	158	234
Agency Type							
Community Mental Health Center	504	399	77	0	0	158	210
Domestic Violence and Sexual Assault	60	0	0	50	0	0	25
Hospital	25	22	0	0	0	0	3
Other	19	0	19	0	0	0	0
Residential Care	36	0	0	0	36	0	0
Substance Abuse	44	0	44	0	0	0	0
Sex							
Female	333	198	58	39	7	97	121
Male	312	213	78	11	29	61	113
Age							
0-04	14	0	4	7	0	0	3
05-17	60	24	4	14	0	3	34
18-20	24	14	7	2	2	2	6
21-24	53	30	18	7	2	5	19
25-34	119	69	36	8	2	21	31
35-44	175	122	51	8	10	42	48
45-54	129	99	16	2	14	58	56
55-64	56	43	0	2	5	24	23
65-74	11	8	0	0	1	2	10
75-84	4	2	0	0	0	1	4
Race							
White	517	362	95	21	33	136	195
Black	15	6	4	0	1	6	5
Native American	97	42	33	15	0	15	28
Hispanic	4	0	1	1	1	0	1
Asian	4	2	1	1	0	0	2
Two or More Races	23	6	4	12	1	1	4
Unknown	1	1	0	0	0	0	0
Presenting Problem/Diagnosis							
Alcohol Abuse	31	14	24	0	0	1	2
Developmental Disorder	18	11	0	0	1	3	12
Mood Disorder	268	216	14	0	4	81	108
Non Alcohol/Drug Related Organic	2	2	0	0	0	1	1
Other Non-Psychotic	53	41	5	0	0	19	20
Other Psychotic	79	52	5	0	25	20	27
Personality Disorder	3	3	1	0	0	1	1
Schizophrenia	49	39	2	0	0	25	25
Social Conditions	77	5	9	50	3	1	27
Substance Related	97	40	78	0	3	6	12
Other Indicators							
Any Alcohol/Drug Problem	204	117	122	7	4	19	39
Custody of DHS	2	1	0	0	0	0	1
Custody of DOC	11	4	8	0	0	1	3
Deaf and Hard Hearing	2	1	1	0	0	1	1
Dual Diagnosis	36	32	12	0	0	4	8
Homeless	47	5	4	36	0	0	11
Indigent	633	407	135	50	34	157	226

Notes: Information in this table is based on data reported to DMHSAS as of 07/01/2002. The same client may be counted in more than one category, e.g., clients can receive services under more than one contract source, in more than one "County of Residence," or may have multiple "Other Indicators." Please see Definition page for other considerations.

Oklahoma Department of Mental Health and Substance Abuse Services
 Counts of Admitted Clients Served by Funding Source for Each County of Residence During FY2002

COUNTY OF RESIDENCE = SEQUOYAH

	Funding Source						
	Total	Mental Health	Substance Abuse	Domestic Violence	Residential Care	Medicaid	Other
SED (6-17)	37	22	0	0	0	3	29
SMI (If ever)	443	350	64	3	35	151	168

Oklahoma Department of Mental Health and Substance Abuse Services
Counts of Admitted Clients Served by Funding Source for Each County of Residence During FY2002

COUNTY OF RESIDENCE = STEPHENS

	Funding Source						
	Total	Mental Health	Substance Abuse	Domestic Violence	Residential Care	Medicaid	Other
Total							
Unduplicated Count	862	269	169	357	16	109	270
Agency Type							
Community Mental Health Center	419	254	51	0	0	106	266
Domestic Violence and Sexual Assault	358	0	1	357	0	0	0
Hospital	21	17	0	0	0	4	3
Residential Care	16	0	0	0	16	0	0
Substance Abuse	119	0	118	0	0	0	2
Sex							
Female	517	131	70	297	8	67	140
Male	345	138	99	60	8	42	130
Age							
0-04	44	0	2	42	0	0	0
05-17	89	15	7	60	0	9	11
18-20	46	13	17	17	1	2	10
21-24	114	31	31	52	0	6	29
25-34	210	66	51	90	4	23	59
35-44	195	73	43	65	2	28	63
45-54	114	49	16	24	7	28	62
55-64	36	16	2	4	2	12	26
65-74	10	5	0	2	0	0	7
75-84	3	1	0	0	0	1	3
85+	1	0	0	1	0	0	0
Race							
White	727	241	146	279	16	97	250
Black	50	13	11	19	0	5	14
Native American	16	5	4	4	0	4	2
Hispanic	29	4	5	21	0	0	3
Asian	5	0	0	4	0	1	1
Two or More Races	45	6	3	34	0	3	0
Presenting Problem/Diagnosis							
Alcohol Abuse	83	29	52	0	0	7	21
Developmental Disorder	12	10	0	0	0	3	2
Mood Disorder	168	121	0	0	2	38	118
Non Alcohol/Drug Related Organic	3	1	0	0	0	0	3
Other Non-Psychotic	43	31	0	0	0	12	28
Other Psychotic	66	35	0	0	11	21	44
Schizophrenia	48	21	0	0	0	28	35
Social Conditions	364	2	5	357	0	0	1
Substance Related	139	20	113	0	0	3	18
Deferred/No Diagnosis	3	0	0	0	3	0	0
Other Indicators							
Any Alcohol/Drug Problem	289	101	165	2	0	30	71
Custody of DHS	1	0	1	0	0	0	0
Custody of DOC	16	5	9	2	0	1	4
Custody of OJA	1	1	0	0	0	1	0
Deaf and Hard Hearing	4	1	1	1	0	0	2
Dual Diagnosis	34	29	0	0	0	6	22
Homeless	22	2	0	20	0	0	1
Indigent	799	245	166	333	16	109	231

Notes: Information in this table is based on data reported to DMHSAS as of 07/01/2002. The same client may be counted in more than one category, e.g., clients can receive services under more than one contract source, in more than one "County of Residence," or may have multiple "Other Indicators." Please see Definition page for other considerations.

Oklahoma Department of Mental Health and Substance Abuse Services
Counts of Admitted Clients Served by Funding Source for Each County of Residence During FY2002
COUNTY OF RESIDENCE = STEPHENS

	Funding Source						
	Total	Mental Health	Substance Abuse	Domestic Violence	Residential Care	Medicaid	Other
SED (6-17)	18	11	0	0	0	7	7
SMI (If ever)	247	130	29	39	16	85	155

Oklahoma Department of Mental Health and Substance Abuse Services
Counts of Admitted Clients Served by Funding Source for Each County of Residence During FY2002
COUNTY OF RESIDENCE = TEXAS

	Funding Source						
	Total	Mental Health	Substance Abuse	Domestic Violence	Residential Care	Medicaid	Other
Total							
Unduplicated Count	540	257	94	140	0	51	272
Agency Type							
Community Mental Health Center	331	256	0	0	0	50	271
Domestic Violence and Sexual Assault	141	0	0	140	0	0	1
Hospital	3	1	0	0	0	2	0
Substance Abuse	94	0	94	0	0	0	0
Sex							
Female	294	139	24	102	0	36	159
Male	246	118	70	38	0	15	113
Age							
0-04	45	5	1	41	0	2	5
05-17	115	58	8	33	0	23	63
18-20	43	15	22	6	0	5	16
21-24	52	18	19	18	0	1	13
25-34	98	48	25	18	0	5	43
35-44	109	57	17	20	0	4	65
45-54	46	32	1	3	0	6	39
55-64	23	17	0	1	0	3	20
65-74	8	6	1	0	0	2	7
75-84	1	1	0	0	0	0	1
Race							
White	397	216	64	73	0	45	229
Black	5	3	0	2	0	2	4
Native American	8	4	1	2	0	0	4
Hispanic	117	33	27	53	0	3	33
Asian	3	0	0	3	0	0	0
Two or More Races	11	1	2	7	0	1	2
Presenting Problem/Diagnosis							
Alcohol Abuse	81	15	64	0	0	0	11
Developmental Disorder	26	19	0	0	0	11	23
Mood Disorder	193	145	0	0	0	27	161
Non Alcohol/Drug Related Organic	2	2	0	0	0	0	2
Other Non-Psychotic	39	33	0	0	0	5	31
Other Psychotic	19	17	0	0	0	3	14
Schizophrenia	17	13	0	0	0	4	14
Social Conditions	147	2	1	140	0	1	7
Substance Related	40	11	29	0	0	0	9
Other Indicators							
Any Alcohol/Drug Problem	176	76	93	1	0	5	62
Custody of DHS	2	1	0	0	0	2	1
Custody of DOC	18	1	17	0	0	0	0
Custody of OJA	4	1	3	0	0	0	0
Deaf and Hard Hearing	2	1	0	0	0	0	2
Dual Diagnosis	40	35	0	0	0	5	32
Homeless	19	2	2	14	0	0	2
Indigent	508	250	94	130	0	50	251
SED (6-17)	2	1	0	0	0	1	0
SMI (If ever)	104	82	4	4	0	14	87

Notes: Information in this table is based on data reported to DMHSAS as of 07/01/2002. The same client may be counted in more than one category, e.g., clients can receive services under more than one contract source, in more than one "County of Residence," or may have multiple "Other Indicators." Please see Definition page for other considerations.

Oklahoma Department of Mental Health and Substance Abuse Services
Counts of Admitted Clients Served by Funding Source for Each County of Residence During FY2002

COUNTY OF RESIDENCE = TILLMAN

	Funding Source						
	Total	Mental Health	Substance Abuse	Domestic Violence	Residential Care	Medicaid	Other
Total							
Unduplicated Count	129	52	22	46	0	19	44
Agency Type							
Community Mental Health Center	62	50	0	0	0	17	44
Domestic Violence and Sexual Assault	46	0	0	46	0	0	0
Hospital	5	2	0	0	0	2	1
Substance Abuse	22	0	22	0	0	0	0
Sex							
Female	71	25	10	34	0	10	22
Male	58	27	12	12	0	9	22
Age							
0-04	17	0	3	14	0	0	0
05-17	24	2	3	15	0	6	3
18-20	6	1	3	2	0	0	1
21-24	7	4	0	4	0	1	1
25-34	23	15	5	5	0	2	10
35-44	28	16	5	4	0	4	13
45-54	14	8	3	1	0	2	9
55-64	9	5	0	1	0	4	6
65-74	1	1	0	0	0	0	1
Race							
White	82	34	15	23	0	12	30
Black	16	7	3	6	0	2	6
Native American	7	4	0	3	0	2	4
Hispanic	22	5	2	14	0	3	2
Asian	1	1	0	0	0	0	1
Two or More Races	3	1	2	0	0	0	1
Presenting Problem/Diagnosis							
Alcohol Abuse	10	5	5	0	0	2	2
Developmental Disorder	3	2	0	0	0	2	2
Mood Disorder	22	17	0	0	0	7	14
Other Non-Psychotic	8	7	0	0	0	2	3
Other Psychotic	13	10	0	0	0	4	9
Schizophrenia	11	8	0	0	0	2	10
Social Conditions	52	0	5	46	0	0	1
Substance Related	15	3	12	0	0	0	4
Other Indicators							
Any Alcohol/Drug Problem	38	19	17	0	0	5	13
Custody of DHS	3	0	1	0	0	2	0
Custody of DOC	1	0	1	0	0	0	0
Custody of OJA	2	0	0	0	0	2	0
Deaf and Hard Hearing	1	1	0	0	0	0	0
Dual Diagnosis	8	7	1	0	0	1	5
Homeless	3	0	2	1	0	0	0
Indigent	127	49	22	46	0	19	41
SED (6-17)	5	2	0	0	0	5	3
SMI (If ever)	39	31	1	2	0	9	27

Notes: Information in this table is based on data reported to DMHSAS as of 07/01/2002. The same client may be counted in more than one category, e.g., clients can receive services under more than one contract source, in more than one "County of Residence," or may have multiple "Other Indicators." Please see Definition page for other considerations.

Oklahoma Department of Mental Health and Substance Abuse Services
Counts of Admitted Clients Served by Funding Source for Each County of Residence During FY2002

COUNTY OF RESIDENCE = TULSA

	Funding Source						
	Total	Mental Health	Substance Abuse	Domestic Violence	Residential Care	Medicaid	Other
Total							
Unduplicated Count	8,749	5,019	3,281	815	71	602	301
Agency Type							
Community Mental Health Center	4,906	4,631	348	0	0	588	51
Domestic Violence and Sexual Assault	1,060	0	153	809	0	0	192
Hospital	702	649	0	0	0	16	64
Other	450	450	0	0	0	0	0
Residential Care	71	0	0	0	71	0	0
Substance Abuse	2,846	0	2,840	6	0	0	0
Sex							
Female	4,172	2,595	1,091	643	28	356	82
Male	4,577	2,424	2,190	172	43	246	219
Age							
0-04	117	5	15	97	0	0	0
05-17	563	227	214	120	0	34	2
18-20	434	222	192	40	0	8	9
21-24	809	425	355	70	4	34	45
25-34	2,145	1,148	906	221	7	80	99
35-44	2,500	1,488	1,026	179	19	175	80
45-54	1,582	1,059	486	75	25	162	47
55-64	467	361	80	10	11	61	13
65-74	107	72	7	2	5	35	5
75-84	23	10	0	1	0	13	1
85+	2	2	0	0	0	0	0
Race							
White	6,001	3,768	2,008	499	53	432	191
Black	1,678	799	745	176	10	116	57
Native American	680	312	329	56	4	33	23
Hispanic	268	128	82	47	2	4	19
Asian	57	41	9	4	0	7	4
Two or More Races	369	177	153	36	2	14	7
Presenting Problem/Diagnosis							
Alcohol Abuse	1,011	129	911	7	3	1	8
Developmental Disorder	222	196	2	2	18	16	2
Mood Disorder	3,226	3,048	218	0	25	262	29
Non Alcohol/Drug Related Organic	38	36	1	0	0	6	0
Other Non-Psychotic	552	508	13	0	0	62	3
Other Psychotic	903	847	34	0	20	101	33
Personality Disorder	94	90	5	0	0	6	0
Schizophrenia	699	645	37	0	0	150	30
Social Conditions	1,043	41	88	801	6	0	183
Substance Related	2,257	228	2,088	5	1	8	12
Unknown/Other	4	0	0	0	2	0	2
Deferred/No Diagnosis	3	3	0	0	0	0	0
Other Indicators							
Any Alcohol/Drug Problem	4,959	2,235	3,189	53	12	188	62
Custody of DHS	43	26	12	0	0	12	0
Custody of DOC	383	67	319	2	0	3	2
Custody of OJA	36	5	29	0	0	3	1
Deaf and Hard Hearing	22	13	5	1	2	4	0

Notes: Information in this table is based on data reported to DMHSAS as of 07/01/2002. The same client may be counted in more than one category, e.g., clients can receive services under more than one contract source, in more than one "County of Residence," or may have multiple "Other Indicators." Please see Definition page for other considerations.

Oklahoma Department of Mental Health and Substance Abuse Services
 Counts of Admitted Clients Served by Funding Source for Each County of Residence During FY2002

COUNTY OF RESIDENCE = TULSA

	Funding Source						
	Total	Mental Health	Substance Abuse	Domestic Violence	Residential Care	Medicaid	Other
Dual Diagnosis	1,286	1,178	293	0	0	117	26
Homeless	1,299	809	419	164	2	42	24
Indigent	8,408	4,969	3,108	724	69	599	240
SED (6-17)	117	111	0	0	0	23	1
SMI (If ever)	5,123	4,493	908	134	71	563	114

Oklahoma Department of Mental Health and Substance Abuse Services
Counts of Admitted Clients Served by Funding Source for Each County of Residence During FY2002

COUNTY OF RESIDENCE = WAGONER

	Funding Source						
	Total	Mental Health	Substance Abuse	Domestic Violence	Residential Care	Medicaid	Other
Total							
Unduplicated Count	780	379	311	66	26	161	214
Agency Type							
Community Mental Health Center	522	367	154	0	0	161	165
Domestic Violence and Sexual Assault	95	0	12	66	0	0	44
Hospital	18	11	0	0	0	0	7
Other	3	3	0	0	0	0	0
Residential Care	26	0	0	0	26	0	0
Substance Abuse	158	0	158	0	0	0	0
Sex							
Female	398	210	141	53	8	97	102
Male	382	169	170	13	18	64	112
Age							
0-04	14	3	4	7	0	4	2
05-17	90	43	21	13	0	36	34
18-20	42	16	22	3	2	2	6
21-24	81	34	47	3	3	17	8
25-34	201	88	111	14	3	32	51
35-44	179	87	69	20	7	29	53
45-54	123	71	32	4	7	27	35
55-64	40	28	5	2	4	13	18
65-74	7	7	0	0	0	1	5
75-84	3	2	0	0	0	0	2
Race							
White	596	302	226	48	21	115	162
Black	71	43	22	2	4	24	21
Native American	82	24	48	9	1	17	22
Hispanic	7	2	5	1	0	1	0
Asian	6	4	2	0	0	2	1
Two or More Races	28	5	12	7	0	2	8
Presenting Problem/Diagnosis							
Alcohol Abuse	83	20	70	0	2	2	11
Developmental Disorder	30	10	6	0	2	13	14
Mood Disorder	224	175	17	0	7	65	72
Non Alcohol/Drug Related Organic	3	3	0	0	0	1	1
Other Non-Psychotic	55	42	11	0	0	20	17
Other Psychotic	69	50	2	0	10	21	18
Schizophrenia	34	27	1	0	0	14	13
Social Conditions	95	1	11	65	1	0	44
Substance Related	232	64	200	0	4	25	28
Deferred/No Diagnosis	1	0	0	1	0	0	0
Other Indicators							
Any Alcohol/Drug Problem	370	129	276	16	7	31	60
Custody of DHS	12	2	3	0	0	7	11
Custody of DOC	22	2	20	0	0	1	4
Deaf and Hard Hearing	4	2	1	1	1	0	0
Dual Diagnosis	31	24	8	0	0	4	5
Homeless	42	12	9	15	6	0	8
Indigent	749	370	301	64	26	158	200
SED (6-17)	40	18	4	0	0	18	18

Notes: Information in this table is based on data reported to DMHSAS as of 07/01/2002. The same client may be counted in more than one category, e.g., clients can receive services under more than one contract source, in more than one "County of Residence," or may have multiple "Other Indicators." Please see Definition page for other considerations.

Oklahoma Department of Mental Health and Substance Abuse Services
Counts of Admitted Clients Served by Funding Source for Each County of Residence During FY2002
COUNTY OF RESIDENCE = WAGONER

	Funding Source						
	Total	Mental Health	Substance Abuse	Domestic Violence	Residential Care	Medicaid	Other
SMI (If ever)	373	262	75	14	26	94	122

Oklahoma Department of Mental Health and Substance Abuse Services
Counts of Admitted Clients Served by Funding Source for Each County of Residence During FY2002
COUNTY OF RESIDENCE = WASHINGTON

	Funding Source						
	Total	Mental Health	Substance Abuse	Domestic Violence	Residential Care	Medicaid	Other
Total							
Unduplicated Count	1,373	420	392	422	1	224	168
Agency Type							
Community Mental Health Center	550	412	0	0	0	223	1
Domestic Violence and Sexual Assault	518	0	2	421	0	0	164
Hospital	13	11	0	0	0	1	3
Other	1	1	0	0	0	0	0
Residential Care	1	0	0	0	1	0	0
Substance Abuse	391	0	390	1	0	0	0
Sex							
Female	738	234	122	319	0	154	71
Male	635	186	270	103	1	70	97
Age							
0-04	21	0	2	15	0	0	8
05-17	130	26	49	53	0	2	3
18-20	87	22	39	27	0	0	12
21-24	158	39	60	53	0	11	22
25-34	343	108	97	117	0	52	50
35-44	348	98	99	109	0	64	52
45-54	179	79	35	38	1	46	17
55-64	82	38	9	7	0	37	2
65-74	18	8	2	1	0	9	2
75-84	7	2	0	2	0	3	0
Race							
White	1,045	339	286	308	0	191	87
Black	72	18	31	15	0	13	8
Native American	169	58	43	50	1	19	35
Hispanic	14	2	4	7	0	1	1
Asian	6	2	2	1	0	0	1
Two or More Races	91	1	32	42	0	0	36
Presenting Problem/Diagnosis							
Alcohol Abuse	127	5	123	0	0	0	0
Developmental Disorder	13	11	0	0	0	1	1
Mood Disorder	364	284	0	5	1	126	2
Non Alcohol/Drug Related Organic	2	0	0	0	0	2	0
Other Non-Psychotic	44	32	0	0	0	18	0
Other Psychotic	38	30	0	2	0	16	3
Personality Disorder	8	6	0	0	0	3	0
Schizophrenia	90	52	0	0	0	58	0
Social Conditions	521	1	16	414	0	0	162
Substance Related	265	2	264	0	0	0	0
Deferred/No Diagnosis	1	0	0	1	0	0	0
Other Indicators							
Any Alcohol/Drug Problem	520	130	388	0	0	48	1
Custody of DHS	5	1	4	0	0	1	0
Custody of DOC	34	0	25	3	0	1	6
Custody of OJA	8	0	7	0	0	1	0
Deaf and Hard Hearing	2	0	0	2	0	0	0
Dual Diagnosis	96	85	5	0	0	22	1
Homeless	56	14	9	33	0	4	3

Notes: Information in this table is based on data reported to DMHSAS as of 07/01/2002. The same client may be counted in more than one category, e.g., clients can receive services under more than one contract source, in more than one "County of Residence," or may have multiple "Other Indicators." Please see Definition page for other considerations.

Oklahoma Department of Mental Health and Substance Abuse Services
Counts of Admitted Clients Served by Funding Source for Each County of Residence During FY2002
COUNTY OF RESIDENCE = WASHINGTON

	Funding Source						
	Total	Mental Health	Substance Abuse	Domestic Violence	Residential Care	Medicaid	Other
Indigent	1,298	416	385	371	1	224	141
SED (6-17)	25	25	0	0	0	1	0
SMI (If ever)	579	387	68	45	1	222	17

Oklahoma Department of Mental Health and Substance Abuse Services
Counts of Admitted Clients Served by Funding Source for Each County of Residence During FY2002

COUNTY OF RESIDENCE = WASHITA

	Funding Source						
	Total	Mental Health	Substance Abuse	Domestic Violence	Residential Care	Medicaid	Other
Total							
Unduplicated Count	205	77	54	59	0	55	1
Agency Type							
Community Mental Health Center	106	75	6	0	0	51	1
Domestic Violence and Sexual Assault	59	0	0	59	0	0	0
Hospital	5	2	0	0	0	5	0
Substance Abuse	49	0	49	0	0	0	0
Sex							
Female	113	41	21	37	0	41	0
Male	92	36	33	22	0	14	1
Age							
0-04	7	2	0	5	0	0	0
05-17	25	6	0	15	0	8	0
18-20	12	4	5	4	0	1	0
21-24	16	2	11	4	0	4	0
25-34	49	21	15	13	0	8	0
35-44	50	25	14	11	0	13	1
45-54	29	10	9	7	0	8	0
55-64	10	5	0	0	0	8	0
65-74	1	1	0	0	0	0	0
75-84	3	1	0	0	0	2	0
85+	3	0	0	0	0	3	0
Race							
White	173	69	46	43	0	51	0
Black	3	1	1	0	0	0	1
Native American	5	0	4	1	0	0	0
Hispanic	10	3	2	6	0	0	0
Asian	1	0	1	0	0	0	0
Two or More Races	13	4	0	9	0	4	0
Presenting Problem/Diagnosis							
Alcohol Abuse	25	7	20	0	0	1	0
Developmental Disorder	3	1	0	2	0	0	0
Mood Disorder	50	34	2	1	0	27	0
Non Alcohol/Drug Related Organic	1	1	0	0	0	0	0
Other Non-Psychotic	18	9	1	0	0	12	0
Other Psychotic	9	5	0	0	0	7	0
Personality Disorder	6	5	0	0	0	3	0
Schizophrenia	7	6	0	0	0	5	0
Social Conditions	56	1	2	54	0	0	0
Substance Related	37	8	31	0	0	1	1
Deferred/No Diagnosis	2	0	0	2	0	0	0
Other Indicators							
Any Alcohol/Drug Problem	81	25	52	10	0	5	1
Custody of DHS	6	4	0	0	0	5	0
Custody of DOC	1	0	1	0	0	0	0
Custody of OJA	1	0	0	0	0	1	0
Deaf and Hard Hearing	1	1	0	0	0	1	0
Dual Diagnosis	6	5	1	0	0	1	0
Homeless	7	1	1	5	0	0	0
Indigent	189	74	53	48	0	55	0

Notes: Information in this table is based on data reported to DMHSAS as of 07/01/2002. The same client may be counted in more than one category, e.g., clients can receive services under more than one contract source, in more than one "County of Residence," or may have multiple "Other Indicators." Please see Definition page for other considerations.

Oklahoma Department of Mental Health and Substance Abuse Services
 Counts of Admitted Clients Served by Funding Source for Each County of Residence During FY2002

COUNTY OF RESIDENCE = WASHITA

	Funding Source						
	Total	Mental Health	Substance Abuse	Domestic Violence	Residential Care	Medicaid	Other
SED (6-17)	7	4	0	0	0	5	0
SMI (If ever)	66	44	9	3	0	32	1

Oklahoma Department of Mental Health and Substance Abuse Services
 Counts of Admitted Clients Served by Funding Source for Each County of Residence During FY2002

COUNTY OF RESIDENCE = WOODS

	Funding Source						
	Total	Mental Health	Substance Abuse	Domestic Violence	Residential Care	Medicaid	Other
Total							
Unduplicated Count	272	198	11	22	0	31	191
Agency Type							
Community Mental Health Center	245	198	0	0	0	31	191
Domestic Violence and Sexual Assault	22	0	0	22	0	0	0
Substance Abuse	11	0	11	0	0	0	0
Sex							
Female	161	113	7	21	0	17	105
Male	111	85	4	1	0	14	86
Age							
0-04	7	0	4	3	0	0	0
05-17	47	38	3	1	0	11	39
18-20	20	17	1	1	0	0	12
21-24	31	19	1	6	0	1	14
25-34	45	35	1	3	0	1	34
35-44	59	43	1	5	0	6	44
45-54	37	27	0	1	0	8	29
55-64	17	13	0	1	0	2	12
65-74	4	3	0	0	0	1	3
75-84	5	3	0	1	0	1	4
Race							
White	247	180	7	19	0	29	180
Black	6	4	4	0	0	1	1
Native American	5	3	0	0	0	0	4
Hispanic	6	3	0	3	0	1	2
Asian	4	4	0	0	0	0	3
Two or More Races	4	4	0	0	0	0	1
Presenting Problem/Diagnosis							
Alcohol Abuse	12	9	1	0	0	1	7
Developmental Disorder	18	13	0	0	0	6	14
Mood Disorder	162	135	0	0	0	13	128
Non Alcohol/Drug Related Organic	2	0	0	0	0	1	2
Other Non-Psychotic	24	20	0	0	0	4	19
Other Psychotic	11	9	0	0	0	3	8
Schizophrenia	6	4	0	0	0	3	5
Social Conditions	33	5	6	22	0	0	5
Substance Related	10	3	4	0	0	0	3
Other Indicators							
Any Alcohol/Drug Problem	73	55	5	0	0	6	43
Custody of DHS	7	6	1	0	0	0	3
Custody of DOC	3	3	0	0	0	0	2
Custody of OJA	2	2	0	0	0	2	2
Deaf and Hard Hearing	1	1	0	0	0	0	1
Dual Diagnosis	14	11	0	0	0	2	8
Homeless	3	3	0	0	0	1	2
Indigent	256	196	11	19	0	31	178
SED (6-17)	8	7	0	0	0	2	8
SMI (If ever)	79	60	0	6	0	17	64

Notes: Information in this table is based on data reported to DMHSAS as of 07/01/2002. The same client may be counted in more than one category, e.g., clients can receive services under more than one contract source, in more than one "County of Residence," or may have multiple "Other Indicators." Please see Definition page for other considerations.

Oklahoma Department of Mental Health and Substance Abuse Services
Counts of Admitted Clients Served by Funding Source for Each County of Residence During FY2002

COUNTY OF RESIDENCE = WOODWARD

	Funding Source						
	Total	Mental Health	Substance Abuse	Domestic Violence	Residential Care	Medicaid	Other
Total							
Unduplicated Count	709	452	24	64	3	129	540
Agency Type							
Community Mental Health Center	637	451	0	0	0	129	537
Domestic Violence and Sexual Assault	64	0	0	64	0	0	2
Hospital	2	1	0	0	0	0	1
Residential Care	3	0	0	0	3	0	0
Substance Abuse	24	0	24	0	0	0	0
Sex							
Female	409	265	10	50	2	79	312
Male	300	187	14	14	1	50	228
Age							
0-04	12	0	1	11	0	0	0
05-17	105	49	2	14	0	28	74
18-20	48	35	4	1	0	15	37
21-24	78	56	2	7	0	17	56
25-34	143	88	9	19	0	21	107
35-44	141	98	3	8	0	24	118
45-54	103	68	3	4	1	15	82
55-64	57	41	0	0	1	7	46
65-74	18	14	0	0	1	2	16
75-84	3	2	0	0	0	0	3
85+	1	1	0	0	0	0	1
Race							
White	659	425	22	53	2	121	511
Black	10	5	0	3	0	2	5
Native American	20	14	1	0	0	5	15
Hispanic	11	6	0	3	0	1	7
Asian	1	0	0	1	0	0	0
Two or More Races	10	2	2	4	1	0	2
Presenting Problem/Diagnosis							
Alcohol Abuse	36	21	8	0	0	2	19
Developmental Disorder	44	30	0	1	1	12	32
Mood Disorder	333	235	0	0	0	54	293
Non Alcohol/Drug Related Organic	8	4	0	0	0	2	6
Other Non-Psychotic	107	72	0	0	0	23	88
Other Psychotic	40	31	0	0	2	11	34
Personality Disorder	1	1	0	0	0	0	1
Schizophrenia	29	19	0	0	0	15	24
Social Conditions	76	8	1	62	0	2	12
Substance Related	55	31	15	0	0	8	31
Deferred/No Diagnosis	1	0	0	1	0	0	0
Other Indicators							
Any Alcohol/Drug Problem	220	158	23	0	0	28	178
Custody of DHS	6	1	0	0	0	5	6
Custody of DOC	1	0	1	0	0	0	0
Custody of OJA	3	2	0	0	0	2	3
Deaf and Hard Hearing	6	5	0	0	0	0	5
Dual Diagnosis	80	65	0	0	0	14	74
Homeless	21	14	1	3	0	4	14

Notes: Information in this table is based on data reported to DMHSAS as of 07/01/2002. The same client may be counted in more than one category, e.g., clients can receive services under more than one contract source, in more than one "County of Residence," or may have multiple "Other Indicators." Please see Definition page for other considerations.

Oklahoma Department of Mental Health and Substance Abuse Services
 Counts of Admitted Clients Served by Funding Source for Each County of Residence During FY2002

COUNTY OF RESIDENCE = WOODWARD

	Funding Source						
	Total	Mental Health	Substance Abuse	Domestic Violence	Residential Care	Medicaid	Other
Indigent	632	438	24	53	3	126	475
SED (6-17)	22	9	0	0	0	8	20
SMI (If ever)	266	188	5	10	3	67	218

Oklahoma Department of Mental Health and Substance Abuse Services
Counts of Admitted Clients Served by Funding Source for Each County of Residence During FY2002
COUNTY OF RESIDENCE = OUT OF STATE/UNKNOWN

	Funding Source						
	Total	Mental Health	Substance Abuse	Domestic Violence	Residential Care	Medicaid	Other
Total							
Unduplicated Count	671	175	99	342	10	12	98
Agency Type							
Community Mental Health Center	171	138	7	0	0	12	68
Domestic Violence and Sexual Assault	333	0	0	330	0	0	13
Hospital	55	38	0	0	0	0	17
Other	5	5	0	0	0	0	0
Residential Care	10	0	0	0	10	0	0
Substance Abuse	104	0	92	12	0	0	0
Sex							
Female	370	71	24	261	4	5	44
Male	301	104	75	81	6	7	54
Age							
0-04	71	0	0	71	0	0	0
05-17	95	1	0	93	0	0	2
18-20	28	11	3	12	0	1	4
21-24	53	7	17	26	1	0	5
25-34	161	52	32	63	2	2	29
35-44	156	53	29	57	2	5	31
45-54	77	34	14	17	4	3	17
55-64	23	14	3	2	0	1	7
65-74	6	2	1	1	1	0	3
75-84	1	1	0	0	0	0	0
Race							
White	461	139	78	203	9	6	70
Black	89	17	12	55	1	0	10
Native American	63	8	4	44	0	6	9
Hispanic	34	7	3	22	0	0	6
Asian	3	3	0	0	0	0	1
Two or More Races	23	2	2	18	0	0	2
Presenting Problem/Diagnosis							
Alcohol Abuse	57	11	42	0	0	0	7
Developmental Disorder	2	0	0	0	1	0	1
Mood Disorder	85	65	2	0	2	3	29
Non Alcohol/Drug Related Organic	3	3	0	0	0	0	2
Other Non-Psychotic	17	12	1	0	0	2	9
Other Psychotic	70	48	1	1	7	4	22
Personality Disorder	1	1	0	0	0	0	0
Schizophrenia	27	21	0	0	0	3	9
Social Conditions	349	6	0	340	0	0	14
Substance Related	66	11	53	1	0	0	5
Other Indicators							
Any Alcohol/Drug Problem	184	55	96	21	0	2	26
Custody of DOC	10	1	7	2	0	0	0
Deaf and Hard Hearing	2	1	0	1	0	0	0
Dual Diagnosis	24	18	3	0	0	2	7
Homeless	189	20	11	152	0	2	12
Indigent	618	164	93	319	10	10	78
SED (6-17)	1	1	0	0	0	0	0
SMI (If ever)	179	112	14	16	10	11	51

Notes: Information in this table is based on data reported to DMHSAS as of 07/01/2002. The same client may be counted in more than one category, e.g., clients can receive services under more than one contract source, in more than one "County of Residence," or may have multiple "Other Indicators." Please see Definition page for other considerations.

Definitions of Terms and Categorization Variables

The following are definitions of terms and categorization variables used in this Data Book report.

Admitted Clients Served

Admitted Clients Served had an admission transaction in the ICIS before or during the report year and had received a service during the year. For this section, they are counted only once in the total for each level of aggregation. This is called an unduplicated count.

Age

Client age is computed using the client's age at the middle of the fiscal year.

Contacts

Individuals are counted as contacts when they call or visit an agency, but are not admitted.

Funding Source

Funding Source helps identify the payment source of services. Frequently, clients receive services under multiple funding sources. The funding source categories for this report were Mental Health, Substance Abuse, Domestic Violence, Residential Care, Medicaid, and Other.

ICIS

The Oklahoma Department of Mental Health and Substance Abuse Services maintains an agency-wide database, the Integrated Client Information System (ICIS), to which all Department-funded services and transactions are reported. The ICIS contains demographic and service information about clients and agencies.

List of Agencies by Type

The following is a list of agencies by type that provided data during the Fiscal Year 2002:

AGENCY TYPE**AGENCY NAME**

Community Mental Health

ASSOCIATED CENTERS FOR THERAPY, INC.
BILL WILLIS MENTAL HEALTH
CARL ALBERT C.M.H.C.
CENTRAL OKLAHOMA CMHC
CHISHOLM TRAIL COUNSELING SVS
COMMUNITY COUNSELING CENTER
CREEKS MENTAL HEALTH SERVICES
EDWIN FAIR CMHC
FAMILY & CHILDREN'S SERVICES
GRAND LAKE M.H.C.
GREEN COUNTRY BEHAVIORAL HEALTH SERVICES, INC.
HOPE COMMUNITY SERVICES, INC.
JIM TALIAFERRO CMHC
M.H. SERVICES OF SOUTHERN OKLAHOMA
NORTH CARE CENTER
OKLAHOMA COUNTY CRISIS INTERVENTION CENTER
PARKSIDE, INC.
RED ROCK BEHAVIORAL HEALTH SVC
RED ROCK WEST
TULSA CRISIS INTERVENTION CENTER
WAGONER COMMUNITY HOSPITAL-BILL WILLIS
WAGONER HOSPITAL - CRISIS UNIT
WESTERN STATE PSYCHIATRIC CTR
WHEATLAND MH CTR, INC.

Domestic Violence and Sexual Assault

ACMI HOUSE INC
ACTION ASSOCIATES, INC.
CALL RAPE INC.
COMMUNITY CRISIS CENTER, INC.
CRISIS CONTROL CENTER
D.V. PROGRAM OF N. CENTRAL OKLAHOMA
DOMESTIC VIOL INTERVEN
FAMILY CRISIS & COUNSELING CTR
FAMILY CRISIS CTR, INC.
FAMILY RESOURCE CENTER
FAMILY SHELTER
HELP-IN-CRISIS, INC.
KIBOIS WOMEN'S SHELTER
N.W. DOMESTIC CRISIS SERVICES
NEW DIRECTIONS, INC.
OKMULGEE CO FAMILY RESC CENTER
PROJECT SAFE, INC.
ROGERS CO COMMUNITY SERVICES
S.O.S. FOR FAMILIES
STEPHENS CO. VOL. FOR CRISIS,I

AGENCY TYPE**AGENCY NAME**

STILLWATER DOM/VIOLENT SERVICES
TULSA SEXUAL ASSAULT NURSE EN
WOMEN IN SAFE HOMES, INC.
WOMEN'S CRISIS SERVICES
WOMEN'S SVC/FAM RESOURCE CTR
WOMENS RESOURCE CENTER
YWCA CRISIS CENTER
YWCA OF OKC CRISIS SERVICES

Hospitals

EASTERN STATE HOSPITAL
GRIFFIN MEMORIAL HOSPITAL
OKLAHOMA BEHAVIORAL HEALTH SERVICES
OKLAHOMA YOUTH CENTER

Other Agencies

CENTER FOR CHILDREN & FAMILIES
CROSSROADS INCORPORATED
DIVORCE VISITATION ARBITRATION
PEOPLE INCORPORATED
SAFE HAVEN
THUNDERBIRD CLUBHOUSE
TRANSITION HOUSE INC.
TULSA METROPOLITAN MINISTRY

Residential Care

ADA RESIDENTIAL CARE
BOLEY RESIDENTIAL CARE HOME
BOLEY RESIDENTIAL CARE HOME II
CLETA'S COTTAGE
COPP'S RESIDENTIAL CARE, INC.
COUNTRY LANE RESIDENTIAL CARE HOME
DON MENTZER FACILITY
DOW RESIDENTIAL CARE HOME
DUNCAN COMMUNITY RESIDENCE INC
EDNA LEE'S RESIDENTIAL CARE
EL RENO RESIDENTIAL CARE HOME
FAIR OAKS
GREEN ACRES
HAV-TAPINC DBA, THE HARBOR
HIGH CEDAR RESIDENTIAL CARE
LAKE FRANCIS RES. CARE, LLC
LAKE FRANCIS RETIREMENT CENTER
LARI'S RESIDENTIAL CARE, LLC
MEADOW BROOK RESCARE
MILLER COZY HOME, INC.
NEW BEGINNING
NORTH FORK RESIDENTIAL CARE

AGENCY TYPE**AGENCY NAME**

ORCHARD GROVE
PADEN RESIDENTIAL CARE
PRAGUE ASSISTED LIVING CENTER
RAMBLING ROSE RESIDENTIAL CARE
SANTE FE RESIDENTIAL CARE
SHERRY'S OLD FASHION ROOM AND BOARD
SOUTHWEST RETIREMENT HOME, INC
SUGAR MOUNTAIN RETREAT
SUNNY ACRES BOARDING MANOR INC
SUNNY ACRES RESIDENTIAL CARE

Substance Abuse

A BETTER CHANCE
ADA AREA CHEMICAL DEP. CTR
ALPHA II, INC.
ALTERNATIVEWORKS
BRIDGEWAY
CAA TURNING POINT
CARE FOR CHANGE INC.
CITIZEN POTOWATOMI NATION
COMMUNITY ALCOHOLISM SERVICES
COMMUNITY CHILDREN'S SHELTER
COMMUNITY DEVELOPMENT SUPPORT ASSOCIATION
COPE, INC.
COUNSELING CENTER OF S.E. OKLAHOMA
DRUG RECOVERY, INC.
EAGLE RIDGE INSTITUTE
EDMOND FAMILY SERVICES, INC.
GATEWAY TO PREVENTION/RECOVERY
GREAT PLAINS YOUTH & FAMILY SERVICES, INC.
HOMINY HEALTH SRVCS CTR INC.
HOUSE OF HOPE INC
HUMAN SKILLS & RESOURCES
INDIAN HEALTH CARE RESRCE CTR
KIAMICHI COUNCIL ON ALCOHOLISM
LATINO COMMUNITY DEV. AGENCY
LEFLORE CO. YOUTH/FAMILY SERVICES, INC.
LIFE IMPROVEMENT CENTER
LOGAN COUNTY YOUTH & FAMILY SERVICES, INC.
MARIE DETTY YOUTH SVC CTR
METRO TULSA SUBSTANCE ABUSE SERVICE
MONARCH, INC.
MOORE ALC/DRUG CTR
MUSKOGEE COUNTY COUNCIL OF YOUTH SERVICES
N.E. OK COUNCIL ON ALCOHOLISM
NATIVE AMERICAN CENTER OF RECOVERY
NEW DIRECTIONS

AGENCY TYPE**AGENCY NAME**

NEW HOPE OF MANGUM
NORMAN AL/DRUG TREATMENT CTR
NORMAN ALCOHOL INFORMATION CTR
NW SUBSTANCE TREATMENT CNTR
OPPORTUNITIES, INC., CDTC
PAYNE CO COUNSELING SVC, INC.
PAYNE COUNTY DRUG COURT, INC.
RIVERSIDE COUNSELING
ROADBACK, INC.
ROGERS COUNTY DRUG ABUSE
S.W. YOUTH & FAMILY SERVICES
SECOND CHANCE CDU
STARTING POINT II, INC.
STREET SCHOOL INC
THE BROWN SCHOOLS OF OKLAHOMA, INC
THE LASTSTOP
THE NEXT STEP NETWORK, INC.
THE OAKS REHAB. SERVICES CTR
THE REFERRAL CENTER
TOTAL LIFE COUNSELING
TRI-CITY YOUTH & FAMILY CENTER
TRI-CITY SUBSTANCE ABUSE CTR
TURNING POINT
TWELVE & TWELVE, INC
VINITA AL/DG TREATMENT CTR

ODMHSAS

Refers to the Oklahoma Department of Mental Health and Substance Abuse Services.

Other Indicators

There are several groups of clients that are of special interest because they have special treatment needs, state or federal requirements regarding their placement or the services they receive, or because they are part of a priority population. The definitions of these groups and criteria for their selection are provided below:

- **Custody of DHS**

The client, 18 years of age or younger, is in the custody of the Department of Human Services.

- **Custody of DOC**

The client is in the custody of the Department of Corrections. Clients under house arrest, electronic monitoring, or in prison are all considered to be in the custody of DOC. Clients on probation or parole are not.

- **Custody of OJA**

The client, 18 years of age or younger, is in the custody of the Office of Juvenile Affairs.

- **Deaf and Hearing Impaired**

Clients who are deaf, hard of hearing, or indicated the need for an interpreter for the deaf were grouped to form the Deaf and Hearing Impaired category.

- **Homeless**

A homeless person under ICIS criteria is a person who: (a) lacks a fixed, regular and adequate night time residence AND (b) has a primary night time residence that is a supervised publicly or privately operated shelter designed to provide temporary living accommodations including welfare hotels, congregate shelters, halfway houses, and transitional housing for the mentally ill; or an institution that provides a temporary residence for individuals intended to be institutionalized; or a public or private place not designed for, or ordinarily used as, a regular sleeping accommodation for human beings, not limited to people living on the streets. Individuals are considered homeless if they have lost their permanent residence, and are temporarily living in a shelter to avoid being on the street. Prisoners being released or in the custody of a correctional facility are not considered homeless at the time of admission for treatment. The definition also excludes persons in a hospital, residential care facility, commercial hotel/motel, supervised apartment, or living with parent/other relative (even if only temporarily). The definition does include domestic violence and sexual assault shelters, as the persons have fled a residence that is not adequate (i.e., not safe).

- **Legal Status**

Legal Status has three categories; Voluntary, Civil Involuntary, and Criminal Involuntary. The categories of legal status (with ICIS codes) are as follows:

Voluntary. These clients enter treatment voluntarily and are coded Voluntary Admission (01), Court Voluntary (02), Informal Admission (16), or Other (18).

Civil Involuntary. These clients are required by the court system to receive services, even though they may be reluctant. They are coded Court Commitment (03), Order of Detention (06), Juvenile Court Order (07), Transfer – Other Legal Entity (08), Court Ordered Juveniles in Need of Treatment, DHS given custody (10), Court Ordered Juveniles in Need of Treatment Parental Custody Retained (11), Emergency Detention (12), Continued Court Detention (13), 28-Day Court Commitment (14), or Protective Custody (17).

Criminal Involuntary. These clients are required to receive services because they have been accused of or have committed a crime. Codes include the following; Incompetent to Stand Trial (04), Not Guilty by Reason of Insanity (05), Court Order for Observation and Evaluation (09), Court Referred DUI Clients (15), Criminal Hold (20), or Court Commit with Hold (21).

- **Adults with Serious Mental Illness (SMI)**

SMI denotes clients who have been identified **at any time** as having a serious mental illness using the formal ODMHSAS definition. According to this definition, an Adult with a Serious Mental Illness must be an individual 18 years of age or older.

- **Children with a Serious Emotional Disturbance (SED)**

SED refers to children who meet departmental criteria for having a Serious Emotional Disturbance.

- **Any Alcohol/Drug Problem**

A substance abuse client is one who has one or more DSM-IV Axis I primary, secondary or tertiary diagnoses from categories 1.a. or 1.b. (in the Dual Diagnosis definition below) or one or more ICIS Substance Abuse Related Problems (710-731, 741-743). Clients identified only as co-dependents are not identified as substance abusers.

- **Dual Diagnosis Client**

A dual diagnosis client is one who meets the criteria for having a substance abuse diagnosis from categories 1.a. or 1.b. below and meets the criteria for a mental illness based on one or more DSM-IV Axis II primary, secondary, or tertiary diagnoses from categories 2.a. through 2.e. below.

1.a. Psychoactive Substance Induced Organic Disorders: 291.0-291.8, 292.0-292.83, 292.89-282.99

- b. Psychoactive Substance Use Disorders: 303.0-305.99.
- 2.a. Schizophrenia: 295.10, 295.20, 295.30, 295.40, 295.60, 295.70, 295.90
- b. Delusional (Paranoid) Disorder: 297.1
- c. Other Psychotic Disorders: 295.40, 295.70, 297.3, 298.8, 298.9, 297.1, 297.3
- d. Mood Disorders: 296.20-296.7
- e. Borderline Personality Disorder: 301.83

▪ **Indigent**

A person whose applicable income falls at or below 200% of the Federal Poverty Level is considered indigent. To determine whether the client was indigent, the household gross annual income must have been reported. The ODMHSAS eligibility criteria for indigence are based on the weighted average poverty thresholds provided annually by the U. S. Department of Commerce. The following table presents the threshold levels for FY02.

**Oklahoma Department of Mental Health and Substance Abuse Services
Eligibility Criteria
Indigence Threshold
(200% of Federal Poverty Guideline)**

Number of Persons in Household	Household Gross Annual Income
1	\$17,180
2	\$23,220
3	\$29,260
4	\$35,300
5	\$41,340
6	\$47,380
7	\$53,420
8	\$59,460
9 or more	Add \$ 6,040 to \$59,460 for each additional person

Presenting Problem/Diagnosis

Categories for this variable are based on the DSM-IV primary diagnosis or primary presenting problem. If the admitting agency has clinicians qualified to make a diagnosis, the diagnosis is used, otherwise, a presenting problem is used to define a client's category.

Categories	Codes
Developmental Disorders	
DSM-IV Codes:	302.5-302.69, 302.85, 307-307.39, 307.5-307.99, 309.21, 312-312.29, 312.9-313.21, 313.81-313.89, 314-314.99, 315-319.99, 299-299.99
Presenting Problems:	210, 240
Non Alcohol/Drug Related Organic	
DSM-IV Codes:	290-290.99, 293-293.83, 294-294.80, 310-310.10
Alcohol Abuse	
DSM-IV Codes:	291-291.99, 293.9, 303-303.99, 305-305.02
Presenting Problems:	741, 710, 711
Other Substance Abuse	
DSM-IV Codes:	305.1-305.99, 292-292.99, 304-304.99
Presenting Problems:	742, 743, 744, 720-731
Schizophrenia	
DSM-IV Codes:	295 (excluding 295.4, 295.7)
Other Psychotic	
DSM-IV Codes:	297-298.9, 295.40, 294.9, 295.70
Presenting Problems:	510-530, 650
Mood Disorders	
DSM-IV Codes:	296-296.99 301.13, 300.4-300.49, 293.89, 311-311.99
Presenting Problems:	500-503

Categories	Codes
Other Non-Psychotic	
DSM-IV Codes:	300-300.39, 300.6-300.99, 302-302.49, 302.7-302.84, 302.89-302.99, 307-4-307.49, 307.8, 312.8, 308.3-309.19, 309.23-309.99, 312.3, 316-316.99, 780.50
Personality Disorders	
DSM-IV Codes:	301-301.9
Social Conditions	
DSM-IV Codes:	V40.00-V40.60, V61-V71.02, 955.5-995.81
Presenting Problems:	740, 450, 620-632, 311-420
Deferred/No Diagnosis	
DSM-IV Codes:	799.9-799.90, V71.09
Presenting Problems:	110, 130

Race

Clients who selected more than one category from the choices below, indicating their race, are grouped in the Two or More Races category. The Unknown category was utilized to group Clients who made no selection from the choices below indicating their race.

The following groupings are used for reporting race:

- White
- Black
- Native American
- Hispanic
- Asian
- Two or More Races
- Unknown

Units of Service: Day and Hourly

The time provider agency staff spend delivering services to or for service recipients is reported in days, parts of days or minutes (summed to hours). Following is a list of codes and descriptions for services funded by DMHSAS in FY02.

Services	Category	Code	Description
Day	Crisis Stabilization	002E	Crisis Stabilization
	Detoxification	002B	Detoxification
		001B	Medical Detoxification
		002C	Non-medical Detoxification (social)
		002K	Non-medical Detoxification
	Housing	003M	Dependent Children Of Substance Abuse in Halfway House
		003N	Dependent Children Of Substance Abuse In Residential Treatment
		003G	Domestic Violence Residential Shelter For Primary Victims
		003H	Domestic Violence Residential Shelter For Dependents
		003P	Enhanced Residential Care
		004E	Family Self Sufficiency Program
		003B	Halfway House
		003A	Halfway House Services for Pregnant and Postpartum Women
		003S	Halfway House Services for Women with Dependent Children
		003T	Halfway House Service for Dually Diagnosed
		003Y	Halfway House Services for Adolescents
		003C	Independent Living Training Program
		003V	Permanent Congregate Housing with Onsite Support
		003Z	Permanent Congregate House
		003K	Residential Care
		003Q	Safe Haven
		003I	Short-term Emergency Shelter
		003F	Sponsored Family Program
		003J	Sponsored Housing Program
		003E	Supervised Housing
	003R	Transitional Living	
	Inpatient	001D	Acute Inpatient
		001C	Acute Medical Care
		001A	Intermediate Inpatient
	Residential Treatment	002Q	Enhanced Residential Treatment - Mental Health
		002N	Intensive Residential Substance Abuse Treatment
		002R	Intensive Residential Treatment
		002P	Intensive Residential Treatment - Mental Health
		002A	Residential Treatment (Substance Abuse & Mental Health)

Services	Category	Code	Description
		002G	Residential Treatment for Adolescents
		002H	Residential Treatment for Women with Dependent Children
		002J	Residential Treatment Dually Diagnosed
		002S	Residential Treatment
		002M	Services to Dependent Children of Substance Abuse Clients in Residential Treatment
Hourly			
	Evaluation/Assessment		
		106	Clinical Testing
		100	Competency Evaluation
		102	Court Related Evaluation
		309	Drug Screening
		104	DUI Assessment
		110	Evaluation and Assessment
		101	Evaluation/assessment
		107	Group Assessment
		138	Institution Based SA Screening
		105	Referral
		300	Treatment Plan Review
		400	Treatment Planning
	Counseling		
		590	Divorce Visitation Arbitration Services
		132	Family/marital
		137	Family/Marital Counseling (Mental Health Professional)
		131	Group Counseling
		136	Group Counseling (Mental Health Professional)
		135	Individual Counseling (Mental Health Professional)
		130	Individual Counseling
		241	Peer Counseling
		249	Staff Time Providing Support Group Service (Project Heartland)
	Crisis Intervention		
		133	Crisis Intervention Counseling
		134	Crisis Intervention Telephone
		120	Emergency/Crisis (face/face)
		121	Emergency/Crisis (telephone)
		123	Mobile Crisis Service
	Case Management		
		212	Case Management
		225	Case Management
		226	Case Management
		852	Case Management & Home-based Travel
		204	Client Advocacy
		207	Home-based Services
		213	Intensive Case Management

Services	Category	Code	Description
	Physician/Lab Services	301	Laboratory
		305	Medical Review
		308	Medication Delivery
		304	Pharmacological Management
	Other Day Services	004C	Day School/6 Hours
		434	Intensive Outpatient Services- Group
		433	Intensive Outpatient Services- Individual
	Other Outpatient Services	214	Assertive Community Treatment
		500	Consultation
		109	Court Related Services
		210	Disaster Support Service
		501	Education
		190	Gate-keeping
		191	Gate-keeping Extension
		565	Institution-based Substance Abuse Treatment
		571	PACT Client Support
		252	PACT Timeline Development
		506	Sexual Assault Nurse Examiner (SANE) Training
		504	System Support
		503	Training
		505	Treatment Team Meeting
	Outreach	551	Community Outreach
		553	Community Outreach to Children
		552	Intensive Outreach to Children
		550	Outreach
		561	Prevention Type Activities
		560	Substance Abuse Early Intervention
	Rehabilitation	203	Client Education
		242	Consumer Drop-in Center
		430	Day Treatment Hourly
		217	Group Rehabilitative Treatment
		216	Individual Rehab Treatment
		431	Psycho-social Hourly
		205	Resource Skills Development
		251	Resource Skills Development by Peers
		224	Substance Abuse Dx\Prob-Related Education (Family)
		219	Substance Abuse Dx\Prob-Related Education (Group)
		218	Substance Abuse Dx\Prob-Related Education (Individual)
		211	Substance Abuse Dx\Prob-Related Education
		202	Socialization

Services	Category	Code	Description
	Vocational	243	Employment Training
		570	Job Retention Support
		245	Pre-vocational
		244	Vocational Training

Various Categories:

In response to many special report requests in past years, the special reports table was generated to address the majority of those requests.

Description of Sections and Tables

The Data Book consists of two sections. The first section displays Counts of Admitted Clients Served by Funding Source for Sex, Age, Race, Presenting Problem/Diagnosis, County of Residence, and Other Indicators. The second section presents Counts of Day and Hourly Units of Service by Funding Source for Admitted Clients and Contacts. Each section contains six tables presenting data for 1) Statewide Total, 2) Agency, 3) Agency Type, 4) Count of Residence, 5) Planning Area, and 6) Various Categories.

Section One: Admitted Clients Served by Funding Source

Admitted Clients Served are clients who have an admission transaction in the ICIS before or during the report year and had received a service during the report year. For this section, they are counted only once in the total for each level of aggregation or category in which they appear. This is called an unduplicated count. For example, a client may receive services at one hospital and then receive services at another hospital in the same year. This client would be counted twice (once at each hospital) in the agency report, but only once in the agency type and statewide tables. Because information such as age and sex should remain constant (except for data entry errors), counts for categories of these variables will sum to the total clients served on each table. Variables that might change from admission at one facility to admission at another or over time, (e.g., legal status, diagnosis, and target population) can be counted in more than one category and should not be summed.

This section shows only clients who were admitted for services and excludes contacts. It enumerates admitted clients, but further limits the counts to specific subgroups of the client population. Each individual counted has received a service at some time during the year regardless of the year he/she was admitted. Clients are grouped by frequently referenced demographics: Sex, Age, Race, Presenting Problem/Diagnosis, County of Residence, and Other Indicators. A client may be in more than one of these groups, or a client's group may change during the year. As a result, the sum of target populations exceeds the total number served. However, for any given population, the age, race, and sex, which do not change (age is calculated as of a single point in time), are unduplicated counts and should equal the total.

Section Two: Units of Service by Funding Source

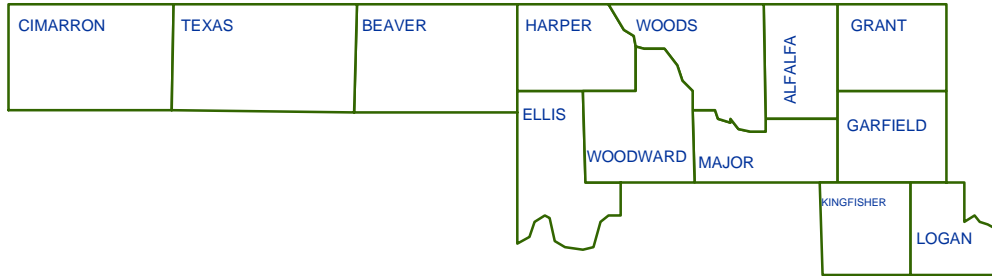
This section helps to quantify the Department's impact on the community by reporting the total number of individuals identified as receiving a service during the fiscal year. It also presents Summaries for all types of services funded through the ODMHSAS.

Individuals are counted as contacts when they call or visit an agency, but are not admitted. In general, a person can be reported as a contact twice at the same agency within a twelve-month period, but services are not given a third time without an admission. A client can also seek services at another agency and be counted as a contact there. In the Data Book report, an agency's contact counts exclude individuals who are subsequently admitted there. Additionally, two types of contacts are excluded from counts: Emergency Contacts and Group Contacts. In these cases, individuals are not identified and their addition would likely produce duplicated counts. However, the services to those individuals are reported.

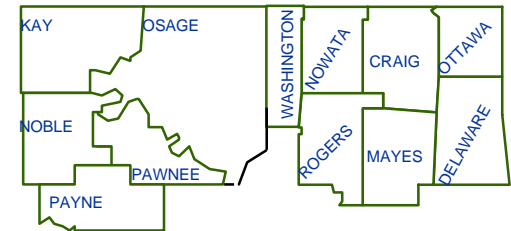
OKLAHOMA DEPARTMENT OF MENTAL HEALTH
AND SUBSTANCE ABUSE SERVICES

Planning Areas

Northwest



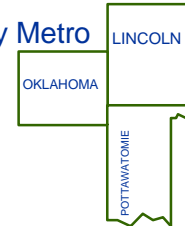
Northeast



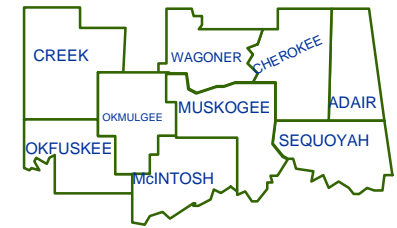
Tulsa Metro



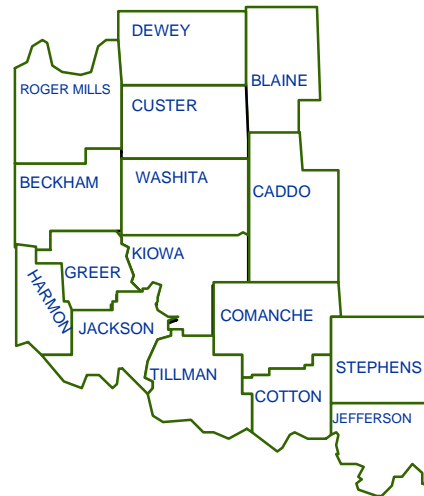
Okla. City Metro



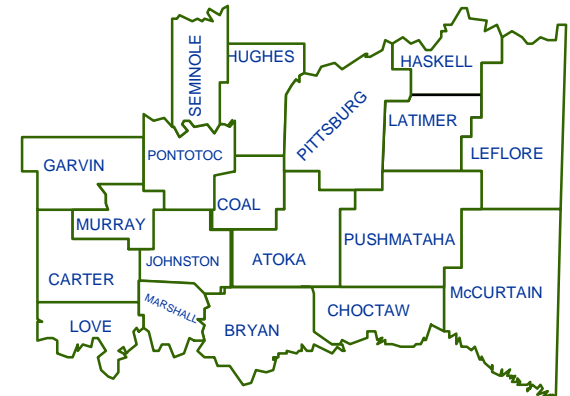
East Central



Central



Southwest



Southeast