

# *data*

BOOK FOR FISCAL YEAR 1995

Admitted Clients Served  
By Funding Source

Table 4. Counts of Admitted  
Clients Served for each  
County of Residence

# DATA BOOK FOR FISCAL YEAR 1995

Published by

Oklahoma Department of Mental Health and Substance Abuse  
Services

Prepared by

**Ali Akour, Ph.D.**

Data Analyst, Evaluation and Data Analysis Section  
Decision Support Services

2002

---

**Terry Cline, Ph.D., Commissioner**  
**Steve Davis, Ph.D., Director of Decision Support Services**  
**Mark Reynolds, Ed. D., Evaluation & Data Analysis Data Projects Manager**

## Public Domain Notice

The Data Book for Fiscal Year 1995 is in the public domain and may be reproduced or copied without permission from the Oklahoma Department of Mental Health and Substance Abuse Services. However, this publication may not be reproduced or distributed for a fee without the specific, written authorization of Oklahoma Department of Mental Health and Substance Abuse Services. Citation of the source is appreciated.

## Electronic Access to Publication

This publication is available on the World Wide Web at:  
<http://www.odmhsas.org/specialreports.htm>

## How to Contact Us

**Oklahoma Department of Mental Health and Substance Abuse Services  
Evaluation and Data Analysis Section**

P.O. Box 53277  
Oklahoma City, OK 73152-3277  
(405) 522-3813

# Contents

---

## Introduction

### Admitted Clients Served by Funding Source

- Table 1. Counts of Admitted Clients Served for **Statewide Total**
- Table 2. Counts of Admitted Clients Served for each **Agency**
- Table 3. Counts of Admitted Clients Served for each **Agency Type**
- Table 4. Counts of Admitted Clients Served for each **County of Residence**
- Table 5. Counts of Admitted Clients Served for each **Planning Area**
- Table 6. Counts of Admitted Clients Served for **Various Categories**

## Appendix

**Definitions of Terms and Categorization Variables**

**Description of the Data Book**

**Map of Planning Areas**

# **DATA BOOK FOR FISCAL YEAR 1995**

## **Introduction**

---

Prior to Fiscal Year 1999, any client seen at an Oklahoma Department of Mental Health and Substance Abuse Services (ODMHSAS) contracted facility was reported, regardless of who paid for the service. Starting with Fiscal Year 1999, only clients funded in full or in part by ODMHSAS were reported. Therefore, previous years' reported client counts will be larger than in following years.

During the Fiscal Year 1995, the State of Oklahoma expenditures on community mental health services, inpatient facilities, substance abuse services, domestic violence/sexual assault services, and departmental management amounted to approximately \$158 million dollars. An unduplicated total of approximately 91,731 recipients were served system-wide in FY 1995. The unduplicated total of 91,731 recipients consists of 64,924 recipients that were admitted and served and 26,807 recipients that were contacts. This Data Book report is generated to provide basic information about these recipients for policy makers, interest groups, and others working to improve the quality of life for those in need.

The Data Book report is produced by the Evaluation and Data Analysis Section of the Decision Support Services Division at the ODMHSAS. The report summarizes demographic information for clients served in agencies operated by or funded through ODMHSAS. To create the Data Book report, data are extracted from the ODMHSAS Integrated Client Information System (ICIS). ICIS contains demographic and service information about service recipients and agencies.

This Data Book report focuses on Admitted Clients Served by Funding Source. To meet the specific needs of a variety of entities, the information is divided into tables and each table presents a different view of the data. Definitions of terms and a map of planning areas are also provided.

Oklahoma Department of Mental Health and Substance Abuse Services  
**Counts of Admitted Clients Served by Funding Source for Each County of Residence During FY1995**  
**COUNTY OF RESIDENCE = ADAIR**

	Funding Source						
	Total	Mental Health	Substance Abuse	Domestic Violence	Residential Care	Medicaid	Other
<b>Total</b>							
Unduplicated Count	286	190	71	54	21	0	2
<b>Agency Type</b>							
Community Mental Health Center	188	180	41	0	0	0	0
Domestic Violence and Sexual Assault	54	0	0	54	0	0	0
Hospital	16	16	0	0	0	0	0
Other	1	0	1	0	0	0	0
Residential Care	21	0	0	0	21	0	0
Substance Abuse	32	0	30	0	0	0	2
<b>Sex</b>							
Female	147	91	33	37	10	0	0
Male	139	99	38	17	11	0	2
<b>Age</b>							
0-04	21	0	2	19	0	0	0
05-17	49	23	12	15	0	0	0
18-20	3	1	2	1	0	0	0
21-24	13	9	2	3	0	0	0
25-34	65	38	21	12	4	0	0
35-44	68	59	21	2	4	0	1
45-54	31	27	6	2	3	0	0
55-64	20	19	3	0	5	0	0
65-74	10	9	2	0	3	0	0
75-84	6	5	0	0	2	0	1
<b>Race</b>							
White	190	145	41	28	12	0	1
Black	5	3	1	0	2	0	0
Native American	85	38	27	25	7	0	1
Hispanic	5	3	2	1	0	0	0
Asian	2	2	0	0	0	0	0
<b>Presenting Problem/Diagnosis</b>							
Alcohol Abuse	31	18	20	0	0	0	2
Developmental Disorder	4	2	0	0	2	0	0
Mood Disorder	85	83	10	0	2	0	0
Non Alcohol/Drug Related Organic	5	5	1	0	0	0	0
Other Non-Psychotic	18	18	3	0	0	0	0
Other Psychotic	29	16	0	0	14	0	0
Personality Disorder	2	2	0	0	0	0	0
Schizophrenia	49	47	9	0	0	0	0
Social Conditions	59	1	4	54	0	0	0
Substance Related	27	6	24	0	0	0	0
Deferred/No Diagnosis	4	0	1	0	3	0	0
<b>Other Indicators</b>							
Deaf and Hearing Impaired	12	8	8	0	0	0	0
Dual Diagnosis	40	37	8	0	3	0	0
Homeless	35	2	7	25	1	0	1
SED (6-17)	21	21	1	0	0	0	0
SMI (If ever)	135	128	25	0	21	0	0

Notes: The same client may be counted in more than one category, e.g., clients can receive services under more than one contract source, in more than one "County of Residence," or may have multiple "Other Indicators." Please see Definition page for other considerations.

Oklahoma Department of Mental Health and Substance Abuse Services  
**Counts of Admitted Clients Served by Funding Source for Each County of Residence During FY1995**

**COUNTY OF RESIDENCE = ALFALFA**

	Funding Source						
	Total	Mental Health	Substance Abuse	Domestic Violence	Residential Care	Medicaid	Other
<b>Total</b>							
Unduplicated Count	102	77	23	7	0	0	2
<b>Agency Type</b>							
Community Mental Health Center	83	76	8	0	0	0	1
Domestic Violence and Sexual Assault	7	0	0	7	0	0	0
Substance Abuse	15	1	15	0	0	0	1
<b>Sex</b>							
Female	51	40	7	5	0	0	2
Male	51	37	16	2	0	0	0
<b>Age</b>							
05-17	10	7	1	2	0	0	0
18-20	5	3	2	0	0	0	0
21-24	8	5	3	0	0	0	0
25-34	24	16	8	2	0	0	1
35-44	24	18	8	1	0	0	1
45-54	13	11	1	1	0	0	0
55-64	10	9	0	1	0	0	0
65-74	3	3	0	0	0	0	0
75-84	5	5	0	0	0	0	0
<b>Race</b>							
White	91	75	17	4	0	0	1
Black	2	0	1	0	0	0	1
Native American	9	2	5	3	0	0	0
<b>Presenting Problem/Diagnosis</b>							
Alcohol Abuse	13	5	8	2	0	0	0
Developmental Disorder	2	2	0	0	0	0	0
Mood Disorder	30	30	0	0	0	0	0
Non Alcohol/Drug Related Organic	4	4	0	0	0	0	0
Other Non-Psychotic	6	6	0	0	0	0	0
Other Psychotic	5	5	0	0	0	0	0
Schizophrenia	13	13	0	0	0	0	0
Social Conditions	19	11	4	4	0	0	2
Substance Related	12	1	12	0	0	0	0
Deferred/No Diagnosis	1	0	0	1	0	0	0
<b>Other Indicators</b>							
Dual Diagnosis	10	10	0	0	0	0	0
Homeless	7	2	0	5	0	0	0
SED (6-17)	2	2	0	0	0	0	0
SMI (If ever)	50	48	4	1	0	0	0

Notes: The same client may be counted in more than one category, e.g., clients can receive services under more than one contract source, in more than one "County of Residence," or may have multiple "Other Indicators." Please see Definition page for other considerations.

Oklahoma Department of Mental Health and Substance Abuse Services  
**Counts of Admitted Clients Served by Funding Source for Each County of Residence During FY1995**

**COUNTY OF RESIDENCE = ATOKA**

	Funding Source						
	Total	Mental Health	Substance Abuse	Domestic Violence	Residential Care	Medicaid	Other
<b>Total</b>							
Unduplicated Count	238	157	70	8	0	0	14
<b>Agency Type</b>							
Community Mental Health Center	174	154	10	0	0	0	14
Domestic Violence and Sexual Assault	8	0	0	8	0	0	0
Hospital	6	6	0	0	0	0	0
Substance Abuse	60	0	60	0	0	0	0
<b>Sex</b>							
Female	117	88	15	8	0	0	12
Male	121	69	55	0	0	0	2
<b>Age</b>							
0-04	4	3	0	1	0	0	0
05-17	25	13	7	2	0	0	4
18-20	15	9	4	1	0	0	2
21-24	10	5	4	0	0	0	2
25-34	48	27	19	2	0	0	4
35-44	68	45	24	1	0	0	1
45-54	36	27	9	1	0	0	0
55-64	18	16	2	0	0	0	0
65-74	10	9	0	0	0	0	1
75-84	4	3	1	0	0	0	0
<b>Race</b>							
White	174	124	47	5	0	0	5
Black	23	12	9	0	0	0	3
Native American	39	20	13	3	0	0	6
Hispanic	2	1	1	0	0	0	0
<b>Presenting Problem/Diagnosis</b>							
Alcohol Abuse	49	5	46	0	0	0	0
Developmental Disorder	6	6	0	0	0	0	0
Mood Disorder	67	67	1	0	0	0	0
Non Alcohol/Drug Related Organic	1	1	0	0	0	0	0
Other Non-Psychotic	29	28	1	0	0	0	1
Other Psychotic	24	24	0	0	0	0	0
Personality Disorder	1	1	0	0	0	0	0
Schizophrenia	25	25	0	0	0	0	0
Social Conditions	22	1	3	7	0	0	13
Substance Related	22	2	20	0	0	0	0
Deferred/No Diagnosis	1	0	0	1	0	0	0
<b>Other Indicators</b>							
Deaf and Hearing Impaired	3	2	1	0	0	0	0
Dual Diagnosis	19	19	1	0	0	0	0
Homeless	9	4	5	1	0	0	0
SED (6-17)	11	9	2	0	0	0	0
SMI (If ever)	103	98	8	1	0	0	0

Notes: The same client may be counted in more than one category, e.g., clients can receive services under more than one contract source, in more than one "County of Residence," or may have multiple "Other Indicators." Please see Definition page for other considerations.



Oklahoma Department of Mental Health and Substance Abuse Services  
 Counts of Admitted Clients Served by Funding Source for Each County of Residence During FY1995

COUNTY OF RESIDENCE = BEAVER

	Funding Source						
	Total	Mental Health	Substance Abuse	Domestic Violence	Residential Care	Medicaid	Other
<b>Total</b>							
Unduplicated Count	46	30	11	3	1	0	1
<b>Agency Type</b>							
Community Mental Health Center	34	30	4	0	0	0	0
Domestic Violence and Sexual Assault	3	0	0	3	0	0	0
Residential Care	1	0	0	0	1	0	0
Substance Abuse	8	0	7	0	0	0	1
<b>Sex</b>							
Female	26	20	2	3	1	0	0
Male	20	10	9	0	0	0	1
<b>Age</b>							
0-04	1	0	0	1	0	0	0
05-17	3	2	1	0	0	0	0
18-20	3	2	0	0	1	0	0
21-24	1	0	1	0	0	0	0
25-34	18	8	7	2	0	0	1
35-44	11	9	2	0	0	0	0
45-54	8	8	0	0	0	0	0
55-64	1	1	0	0	0	0	0
<b>Race</b>							
White	45	30	10	3	1	0	1
Hispanic	1	0	1	0	0	0	0
<b>Presenting Problem/Diagnosis</b>							
Alcohol Abuse	6	2	3	0	0	0	1
Developmental Disorder	1	1	0	0	0	0	0
Mood Disorder	14	14	0	0	0	0	0
Other Non-Psychotic	3	3	0	0	0	0	0
Other Psychotic	5	4	0	0	1	0	0
Schizophrenia	3	3	0	0	0	0	0
Social Conditions	5	3	0	2	0	0	0
Substance Related	9	0	8	1	0	0	0
<b>Other Indicators</b>							
Deaf and Hearing Impaired	1	1	0	0	0	0	0
Dual Diagnosis	5	4	0	0	1	0	0
Homeless	4	1	1	2	0	0	0
SMI (If ever)	18	17	0	0	1	0	0

Notes: The same client may be counted in more than one category, e.g., clients can receive services under more than one contract source, in more than one "County of Residence," or may have multiple "Other Indicators." Please see Definition page for other considerations.

Oklahoma Department of Mental Health and Substance Abuse Services  
**Counts of Admitted Clients Served by Funding Source for Each County of Residence During FY1995**

**COUNTY OF RESIDENCE = BECKHAM**

	Funding Source						
	Total	Mental Health	Substance Abuse	Domestic Violence	Residential Care	Medicaid	Other
<b>Total</b>							
Unduplicated Count	677	394	375	26	32	0	32
<b>Agency Type</b>							
Community Mental Health Center	586	390	310	0	0	0	29
Domestic Violence and Sexual Assault	26	0	0	26	0	0	0
Hospital	9	9	0	0	0	0	0
Residential Care	32	0	0	0	32	0	0
Substance Abuse	75	0	73	0	0	0	3
<b>Sex</b>							
Female	346	220	183	21	15	0	14
Male	331	174	192	5	17	0	18
<b>Age</b>							
0-04	13	7	1	7	0	0	1
05-17	109	95	7	6	0	0	14
18-20	34	25	20	0	1	0	0
21-24	62	29	36	4	4	0	3
25-34	197	109	118	6	10	0	8
35-44	141	71	98	2	6	0	3
45-54	70	32	50	1	6	0	3
55-64	37	20	33	0	4	0	0
65-74	10	4	8	0	1	0	0
75-84	1	0	1	0	0	0	0
85+	3	2	3	0	0	0	0
<b>Race</b>							
White	580	345	310	23	25	0	30
Black	32	14	25	1	4	0	1
Native American	23	11	17	1	2	0	0
Hispanic	42	23	21	1	1	0	1
Asian	2	1	2	0	0	0	0
<b>Presenting Problem/Diagnosis</b>							
Alcohol Abuse	58	21	40	0	0	0	1
Developmental Disorder	26	23	3	0	1	0	0
Mood Disorder	216	124	143	0	0	0	9
Non Alcohol/Drug Related Organic	7	4	6	0	0	0	0
Other Non-Psychotic	116	99	27	0	0	0	7
Other Psychotic	25	21	13	0	0	0	0
Personality Disorder	11	4	7	0	0	0	0
Schizophrenia	91	37	85	0	0	0	4
Social Conditions	84	52	9	19	2	0	9
Substance Related	66	20	48	0	0	0	2
Deferred/No Diagnosis	36	0	0	7	29	0	0
<b>Other Indicators</b>							
Deaf and Hearing Impaired	7	2	6	0	1	0	0
Dual Diagnosis	87	62	43	0	0	0	2
Homeless	29	13	10	9	1	0	2
SED (6-17)	66	61	1	0	0	0	12
SMI (If ever)	352	173	279	2	32	0	13

Notes: The same client may be counted in more than one category, e.g., clients can receive services under more than one contract source, in more than one "County of Residence," or may have multiple "Other Indicators." Please see Definition page for other considerations.

Oklahoma Department of Mental Health and Substance Abuse Services  
**Counts of Admitted Clients Served by Funding Source for Each County of Residence During FY1995**

**COUNTY OF RESIDENCE = BLAINE**

	Funding Source						
	Total	Mental Health	Substance Abuse	Domestic Violence	Residential Care	Medicaid	Other
<b>Total</b>							
Unduplicated Count	276	136	135	8	1	0	32
<b>Agency Type</b>							
Community Mental Health Center	220	134	86	0	0	0	31
Domestic Violence and Sexual Assault	8	0	0	8	0	0	0
Hospital	3	3	0	0	0	0	0
Other	1	1	0	0	0	0	0
Residential Care	1	0	0	0	1	0	0
Substance Abuse	53	0	52	0	0	0	1
<b>Sex</b>							
Female	130	66	63	7	0	0	17
Male	146	70	72	1	1	0	15
<b>Age</b>							
0-04	17	8	0	5	0	0	5
05-17	73	57	0	0	0	0	19
18-20	7	3	2	0	0	0	3
21-24	10	4	7	0	0	0	1
25-34	66	27	42	2	1	0	3
35-44	51	22	44	0	0	0	1
45-54	31	11	23	1	0	0	0
55-64	11	2	9	0	0	0	0
65-74	6	2	4	0	0	0	0
75-84	4	0	4	0	0	0	0
<b>Race</b>							
White	196	99	97	4	0	0	27
Black	30	15	15	0	1	0	3
Native American	37	15	17	4	0	0	2
Hispanic	15	7	6	2	0	0	0
<b>Presenting Problem/Diagnosis</b>							
Alcohol Abuse	35	8	26	0	0	0	2
Developmental Disorder	20	16	1	0	1	0	2
Mood Disorder	58	33	34	0	0	0	3
Non Alcohol/Drug Related Organic	3	1	3	0	0	0	0
Other Non-Psychotic	36	24	13	0	0	0	3
Other Psychotic	6	4	3	0	0	0	0
Personality Disorder	4	1	4	0	0	0	0
Schizophrenia	17	5	16	0	0	0	0
Social Conditions	72	44	2	8	0	0	21
Substance Related	37	4	35	0	0	0	1
<b>Other Indicators</b>							
Deaf and Hearing Impaired	2	0	2	0	0	0	0
Dual Diagnosis	29	14	19	0	0	0	1
Homeless	39	3	31	7	0	0	2
SED (6-17)	66	50	0	0	0	0	19
SMI (If ever)	99	42	74	1	1	0	4

Notes: The same client may be counted in more than one category, e.g., clients can receive services under more than one contract source, in more than one "County of Residence," or may have multiple "Other Indicators." Please see Definition page for other considerations.

Oklahoma Department of Mental Health and Substance Abuse Services  
**Counts of Admitted Clients Served by Funding Source for Each County of Residence During FY1995**

**COUNTY OF RESIDENCE = BRYAN**

	Funding Source						
	Total	Mental Health	Substance Abuse	Domestic Violence	Residential Care	Medicaid	Other
<b>Total</b>							
Unduplicated Count	967	633	358	146	0	0	14
<b>Agency Type</b>							
Community Mental Health Center	757	612	288	0	0	0	14
Domestic Violence and Sexual Assault	146	0	0	146	0	0	0
Hospital	44	44	0	0	0	0	0
Substance Abuse	80	0	80	0	0	0	0
<b>Sex</b>							
Female	591	365	204	123	0	0	10
Male	376	268	154	23	0	0	4
<b>Age</b>							
0-04	38	18	3	17	0	0	0
05-17	185	143	5	39	0	0	7
18-20	39	25	8	12	0	0	2
21-24	95	67	25	15	0	0	1
25-34	208	140	87	28	0	0	2
35-44	200	123	100	24	0	0	2
45-54	122	79	73	8	0	0	0
55-64	48	22	32	2	0	0	0
65-74	22	8	17	1	0	0	0
75-84	9	7	7	0	0	0	0
85+	1	1	1	0	0	0	0
<b>Race</b>							
White	831	558	306	114	0	0	10
Black	20	8	7	7	0	0	0
Native American	97	57	41	17	0	0	4
Hispanic	14	10	4	3	0	0	0
Asian	5	0	0	5	0	0	0
<b>Presenting Problem/Diagnosis</b>							
Alcohol Abuse	78	43	55	0	0	0	0
Developmental Disorder	43	41	1	1	0	0	0
Mood Disorder	309	245	124	0	0	0	2
Non Alcohol/Drug Related Organic	13	7	10	0	0	0	0
Other Non-Psychotic	156	142	42	0	0	0	4
Other Psychotic	38	25	21	0	0	0	0
Personality Disorder	6	3	3	0	0	0	0
Schizophrenia	52	24	46	0	0	0	0
Social Conditions	250	89	21	140	0	0	8
Substance Related	53	29	38	0	0	0	0
Deferred/No Diagnosis	6	0	1	5	0	0	0
<b>Other Indicators</b>							
Deaf and Hearing Impaired	4	3	2	0	0	0	0
Dual Diagnosis	136	103	75	0	0	0	1
Homeless	33	7	10	21	0	0	0
SED (6-17)	8	8	0	0	0	0	0
SMI (If ever)	326	186	252	11	0	0	3

Notes: The same client may be counted in more than one category, e.g., clients can receive services under more than one contract source, in more than one "County of Residence," or may have multiple "Other Indicators." Please see Definition page for other considerations.

Oklahoma Department of Mental Health and Substance Abuse Services  
**Counts of Admitted Clients Served by Funding Source for Each County of Residence During FY1995**

**COUNTY OF RESIDENCE = CADDO**

	Funding Source						
	Total	Mental Health	Substance Abuse	Domestic Violence	Residential Care	Medicaid	Other
<b>Total</b>							
Unduplicated Count	423	242	165	53	0	0	4
<b>Agency Type</b>							
Community Mental Health Center	263	232	62	0	0	0	1
Domestic Violence and Sexual Assault	53	0	0	53	0	0	0
Hospital	11	11	0	0	0	0	0
Other	1	1	0	0	0	0	0
Substance Abuse	111	0	111	0	0	0	3
<b>Sex</b>							
Female	199	120	56	37	0	0	1
Male	224	122	109	16	0	0	3
<b>Age</b>							
0-04	26	12	3	11	0	0	0
05-17	84	45	25	15	0	0	2
18-20	18	4	14	2	0	0	0
21-24	29	15	12	3	0	0	0
25-34	100	50	49	11	0	0	1
35-44	92	56	38	10	0	0	1
45-54	50	41	17	1	0	0	0
55-64	18	14	6	0	0	0	0
65-74	6	5	1	0	0	0	0
<b>Race</b>							
White	250	162	94	20	0	0	1
Black	33	21	7	5	0	0	0
Native American	119	46	63	21	0	0	3
Hispanic	20	13	0	7	0	0	0
Asian	1	0	1	0	0	0	0
<b>Presenting Problem/Diagnosis</b>							
Alcohol Abuse	63	17	54	0	0	0	1
Developmental Disorder	17	17	0	0	0	0	0
Mood Disorder	52	47	9	0	0	0	0
Non Alcohol/Drug Related Organic	6	5	1	0	0	0	0
Other Non-Psychotic	70	66	7	0	0	0	1
Other Psychotic	36	32	10	0	0	0	0
Personality Disorder	1	1	1	0	0	0	0
Schizophrenia	30	30	3	0	0	0	0
Social Conditions	87	13	22	52	0	0	0
Substance Related	64	12	57	0	0	0	2
Deferred/No Diagnosis	7	3	4	1	0	0	0
<b>Other Indicators</b>							
Deaf and Hearing Impaired	6	5	1	0	0	0	0
Dual Diagnosis	60	52	15	0	0	0	0
Homeless	21	9	7	7	0	0	0
SED (6-17)	13	13	0	0	0	0	0
SMI (If ever)	108	88	34	2	0	0	1

Notes: The same client may be counted in more than one category, e.g., clients can receive services under more than one contract source, in more than one "County of Residence," or may have multiple "Other Indicators." Please see Definition page for other considerations.

Oklahoma Department of Mental Health and Substance Abuse Services  
**Counts of Admitted Clients Served by Funding Source for Each County of Residence During FY1995**

**COUNTY OF RESIDENCE = CANADIAN**

	Funding Source						
	Total	Mental Health	Substance Abuse	Domestic Violence	Residential Care	Medicaid	Other
<b>Total</b>							
Unduplicated Count	1,276	888	558	68	88	0	10
<b>Agency Type</b>							
Community Mental Health Center	1,052	843	430	0	0	0	8
Domestic Violence and Sexual Assault	68	0	0	68	0	0	0
Hospital	69	69	0	0	0	0	0
Other	2	2	0	0	0	0	0
Residential Care	88	0	0	0	88	0	0
Substance Abuse	129	3	129	0	0	0	2
<b>Sex</b>							
Female	708	495	309	51	48	0	4
Male	568	393	249	17	40	0	6
<b>Age</b>							
0-04	52	37	1	15	0	0	1
05-17	338	303	32	13	0	0	0
18-20	39	31	13	2	0	0	1
21-24	61	38	35	4	1	0	1
25-34	277	174	144	17	13	0	3
35-44	249	159	150	14	20	0	2
45-54	148	89	98	3	18	0	2
55-64	64	31	50	0	18	0	0
65-74	32	15	25	0	13	0	0
75-84	12	9	8	0	3	0	0
85+	4	2	2	0	2	0	0
<b>Race</b>							
White	1,070	766	471	45	74	0	10
Black	56	26	35	4	7	0	0
Native American	91	51	36	15	4	0	0
Hispanic	57	45	14	4	3	0	0
Asian	4	2	2	0	0	0	0
<b>Presenting Problem/Diagnosis</b>							
Alcohol Abuse	59	15	45	2	1	0	1
Developmental Disorder	122	115	15	0	0	0	1
Mood Disorder	437	351	203	0	1	0	3
Non Alcohol/Drug Related Organic	7	5	6	0	0	0	0
Other Non-Psychotic	266	235	63	0	0	0	2
Other Psychotic	50	42	26	0	5	0	0
Personality Disorder	11	8	6	0	0	0	0
Schizophrenia	105	42	99	0	0	0	1
Social Conditions	242	83	20	66	79	0	1
Substance Related	87	13	77	0	0	0	1
Deferred/No Diagnosis	4	2	0	0	2	0	0
<b>Other Indicators</b>							
Deaf and Hearing Impaired	10	6	2	0	2	0	0
Dual Diagnosis	92	72	47	0	2	0	0
Homeless	45	16	19	18	1	0	2
SED (6-17)	102	92	15	0	0	0	0
SMI (If ever)	526	290	411	8	88	0	4

Notes: The same client may be counted in more than one category, e.g., clients can receive services under more than one contract source, in more than one "County of Residence," or may have multiple "Other Indicators." Please see Definition page for other considerations.

Oklahoma Department of Mental Health and Substance Abuse Services  
**Counts of Admitted Clients Served by Funding Source for Each County of Residence During FY1995**

**COUNTY OF RESIDENCE = CARTER**

	Funding Source						
	Total	Mental Health	Substance Abuse	Domestic Violence	Residential Care	Medicaid	Other
<b>Total</b>							
Unduplicated Count	1,130	687	415	130	1	0	117
<b>Agency Type</b>							
Community Mental Health Center	927	656	349	0	0	0	114
Domestic Violence and Sexual Assault	130	0	0	130	0	0	0
Hospital	53	53	0	0	0	0	0
Residential Care	1	0	0	0	1	0	0
Substance Abuse	85	2	82	0	0	0	3
<b>Sex</b>							
Female	599	346	189	94	0	0	81
Male	531	341	226	36	1	0	36
<b>Age</b>							
0-04	58	28	1	27	0	0	4
05-17	211	170	1	37	0	0	19
18-20	57	46	13	2	0	0	10
21-24	64	45	20	5	0	0	8
25-34	249	147	101	31	0	0	33
35-44	256	146	120	23	1	0	31
45-54	131	63	82	4	0	0	11
55-64	69	27	54	1	0	0	1
65-74	30	13	19	0	0	0	0
75-84	5	2	4	0	0	0	0
<b>Race</b>							
White	840	511	298	87	1	0	98
Black	147	84	70	23	0	0	3
Native American	103	72	35	10	0	0	13
Hispanic	35	16	9	10	0	0	3
Asian	7	5	3	0	0	0	0
<b>Presenting Problem/Diagnosis</b>							
Alcohol Abuse	74	45	57	0	0	0	0
Developmental Disorder	52	51	1	1	0	0	2
Mood Disorder	285	197	133	0	0	0	12
Non Alcohol/Drug Related Organic	14	7	9	0	0	0	0
Other Non-Psychotic	152	138	15	0	0	0	16
Other Psychotic	57	39	36	0	0	0	2
Personality Disorder	2	2	0	0	0	0	0
Schizophrenia	95	27	83	0	0	0	0
Social Conditions	333	145	6	126	1	0	82
Substance Related	98	48	83	0	0	0	3
Deferred/No Diagnosis	4	1	0	3	0	0	0
<b>Other Indicators</b>							
Deaf and Hearing Impaired	2	1	2	0	0	0	0
Dual Diagnosis	154	114	89	0	0	0	1
Homeless	42	20	19	14	0	0	0
SED (6-17)	29	28	0	0	0	0	3
SMI (If ever)	409	195	311	10	1	0	12

Notes: The same client may be counted in more than one category, e.g., clients can receive services under more than one contract source, in more than one "County of Residence," or may have multiple "Other Indicators." Please see Definition page for other considerations.

Oklahoma Department of Mental Health and Substance Abuse Services  
 Counts of Admitted Clients Served by Funding Source for Each County of Residence During FY1995

COUNTY OF RESIDENCE = CHEROKEE

	Funding Source						
	Total	Mental Health	Substance Abuse	Domestic Violence	Residential Care	Medicaid	Other
<b>Total</b>							
Unduplicated Count	831	564	144	136	104	0	6
<b>Agency Type</b>							
Community Mental Health Center	600	552	73	0	0	0	5
Domestic Violence and Sexual Assault	136	0	0	136	0	0	0
Hospital	21	21	0	0	0	0	0
Residential Care	104	0	0	0	104	0	0
Substance Abuse	77	0	77	0	0	0	1
<b>Sex</b>							
Female	442	303	49	104	45	0	0
Male	389	261	95	32	59	0	6
<b>Age</b>							
0-04	36	5	3	29	0	0	0
05-17	119	78	4	39	0	0	0
18-20	30	20	7	5	1	0	0
21-24	62	30	20	16	5	0	0
25-34	213	140	50	29	38	0	1
35-44	187	133	40	12	30	0	4
45-54	114	95	16	5	15	0	1
55-64	46	41	3	0	9	0	0
65-74	20	18	1	1	5	0	0
75-84	4	4	0	0	1	0	0
<b>Race</b>							
White	571	442	63	75	69	0	2
Black	29	18	8	2	9	0	0
Native American	210	92	66	55	24	0	4
Hispanic	23	12	7	3	2	0	0
Asian	1	0	0	1	0	0	0
<b>Presenting Problem/Diagnosis</b>							
Alcohol Abuse	65	19	54	0	0	0	0
Developmental Disorder	35	30	0	0	5	0	0
Mood Disorder	246	229	9	3	13	0	0
Non Alcohol/Drug Related Organic	15	15	0	0	0	0	0
Other Non-Psychotic	90	89	4	0	0	0	1
Other Psychotic	117	59	4	0	72	0	0
Personality Disorder	11	11	0	0	0	0	0
Schizophrenia	98	98	3	0	2	0	0
Social Conditions	144	4	2	128	10	0	0
Substance Related	85	15	71	0	2	0	5
Deferred/No Diagnosis	9	0	1	5	3	0	0
<b>Other Indicators</b>							
Deaf and Hearing Impaired	26	11	20	0	0	0	1
Dual Diagnosis	105	82	32	0	4	0	1
Homeless	71	15	13	42	7	0	0
SED (6-17)	41	41	0	0	0	0	0
SMI (If ever)	427	375	38	13	103	0	1

Notes: The same client may be counted in more than one category, e.g., clients can receive services under more than one contract source, in more than one "County of Residence," or may have multiple "Other Indicators." Please see Definition page for other considerations.



Oklahoma Department of Mental Health and Substance Abuse Services  
**Counts of Admitted Clients Served by Funding Source for Each County of Residence During FY1995**

**COUNTY OF RESIDENCE = CHOCTAW**

	Funding Source						
	Total	Mental Health	Substance Abuse	Domestic Violence	Residential Care	Medicaid	Other
<b>Total</b>							
Unduplicated Count	374	181	133	88	2	0	0
<b>Agency Type</b>							
Community Mental Health Center	185	181	8	0	0	0	0
Domestic Violence and Sexual Assault	88	0	0	88	0	0	0
Hospital	3	3	0	0	0	0	0
Residential Care	2	0	0	0	2	0	0
Substance Abuse	126	0	126	0	0	0	0
<b>Sex</b>							
Female	197	94	46	78	0	0	0
Male	177	87	87	10	2	0	0
<b>Age</b>							
0-04	12	6	2	5	0	0	0
05-17	44	29	6	10	0	0	0
18-20	17	9	3	5	1	0	0
21-24	33	9	18	11	0	0	0
25-34	104	45	47	21	1	0	0
35-44	85	37	34	20	0	0	0
45-54	45	21	16	10	0	0	0
55-64	23	16	4	6	0	0	0
65-74	8	7	2	0	0	0	0
75-84	3	2	1	0	0	0	0
<b>Race</b>							
White	253	123	93	54	2	0	0
Black	63	33	21	17	0	0	0
Native American	53	22	18	16	0	0	0
Hispanic	5	3	1	1	0	0	0
Asian	1	1	0	0	0	0	0
<b>Presenting Problem/Diagnosis</b>							
Alcohol Abuse	59	6	54	0	0	0	0
Developmental Disorder	68	15	0	53	0	0	0
Mood Disorder	70	68	0	0	2	0	0
Non Alcohol/Drug Related Organic	4	4	0	0	0	0	0
Other Non-Psychotic	36	34	3	0	0	0	0
Other Psychotic	20	19	1	0	0	0	0
Personality Disorder	3	3	0	0	0	0	0
Schizophrenia	28	28	0	0	0	0	0
Social Conditions	40	2	4	34	0	0	0
Substance Related	78	5	76	0	0	0	0
Deferred/No Diagnosis	2	0	0	2	0	0	0
<b>Other Indicators</b>							
Dual Diagnosis	30	30	2	0	0	0	0
Homeless	25	0	6	19	0	0	0
SED (6-17)	24	23	1	0	0	0	0
SMI (If ever)	111	101	16	5	2	0	0

Notes: The same client may be counted in more than one category, e.g., clients can receive services under more than one contract source, in more than one "County of Residence," or may have multiple "Other Indicators." Please see Definition page for other considerations.

Oklahoma Department of Mental Health and Substance Abuse Services  
 Counts of Admitted Clients Served by Funding Source for Each County of Residence During FY1995

COUNTY OF RESIDENCE = CIMARRON

	Funding Source						
	Total	Mental Health	Substance Abuse	Domestic Violence	Residential Care	Medicaid	Other
<b>Total</b>							
Unduplicated Count	27	13	11	2	1	0	0
<b>Agency Type</b>							
Community Mental Health Center	14	13	1	0	0	0	0
Domestic Violence and Sexual Assault	2	0	0	2	0	0	0
Residential Care	1	0	0	0	1	0	0
Substance Abuse	10	0	10	0	0	0	0
<b>Sex</b>							
Female	14	8	3	2	1	0	0
Male	13	5	8	0	0	0	0
<b>Age</b>							
18-20	2	0	2	0	0	0	0
21-24	2	1	0	1	0	0	0
25-34	7	2	5	0	0	0	0
35-44	7	5	2	0	0	0	0
45-54	7	5	2	0	0	0	0
55-64	2	0	0	1	1	0	0
<b>Race</b>							
White	23	11	10	1	1	0	0
Black	1	0	1	0	0	0	0
Native American	1	0	0	1	0	0	0
Hispanic	2	2	0	0	0	0	0
<b>Presenting Problem/Diagnosis</b>							
Alcohol Abuse	8	0	8	0	0	0	0
Mood Disorder	5	5	0	0	0	0	0
Other Non-Psychotic	3	3	0	0	0	0	0
Other Psychotic	2	2	0	0	0	0	0
Schizophrenia	4	3	1	0	0	0	0
Social Conditions	3	0	0	2	1	0	0
Substance Related	2	0	2	0	0	0	0
<b>Other Indicators</b>							
Dual Diagnosis	3	2	1	0	0	0	0
Homeless	3	1	1	0	1	0	0
SMI (If ever)	17	11	4	1	1	0	0

Notes: The same client may be counted in more than one category, e.g., clients can receive services under more than one contract source, in more than one "County of Residence," or may have multiple "Other Indicators." Please see Definition page for other considerations.

Oklahoma Department of Mental Health and Substance Abuse Services  
**Counts of Admitted Clients Served by Funding Source for Each County of Residence During FY1995**  
**COUNTY OF RESIDENCE = CLEVELAND**

	Funding Source						
	Total	Mental Health	Substance Abuse	Domestic Violence	Residential Care	Medicaid	Other
<b>Total</b>							
Unduplicated Count	3,150	1,508	1,274	240	225	2	218
<b>Agency Type</b>							
Community Mental Health Center	1,385	1,258	111	0	0	2	86
Domestic Violence and Sexual Assault	240	0	0	240	0	0	0
Hospital	166	166	0	0	0	0	0
Other	142	142	0	0	0	0	0
Residential Care	225	0	0	0	225	0	0
Substance Abuse	1,289	0	1,164	0	0	0	132
<b>Sex</b>							
Female	1,513	754	571	197	87	2	46
Male	1,637	754	703	43	138	0	172
<b>Age</b>							
0-04	53	13	12	30	0	0	6
05-17	567	244	291	47	0	0	11
18-20	128	38	65	14	8	0	9
21-24	214	79	97	27	12	0	14
25-34	725	308	306	58	52	0	65
35-44	794	410	316	54	66	0	40
45-54	386	229	114	9	46	1	21
55-64	169	118	37	1	22	0	19
65-74	91	60	25	0	15	1	22
75-84	19	8	8	0	4	0	8
85+	4	1	3	0	0	0	3
<b>Race</b>							
White	2,587	1,279	1,053	178	179	2	151
Black	258	113	75	33	28	0	44
Native American	206	77	100	22	13	0	12
Hispanic	82	26	41	5	2	0	9
Asian	26	13	8	2	3	0	2
<b>Presenting Problem/Diagnosis</b>							
Alcohol Abuse	418	43	363	1	0	0	30
Developmental Disorder	131	107	5	0	18	0	7
Mood Disorder	651	530	10	6	114	1	6
Non Alcohol/Drug Related Organic	46	17	27	0	0	0	26
Other Non-Psychotic	121	108	5	0	0	0	12
Other Psychotic	262	201	10	0	62	0	7
Personality Disorder	2	2	0	0	0	0	0
Schizophrenia	364	343	19	0	0	1	20
Social Conditions	680	162	308	203	14	0	2
Substance Related	658	31	535	0	0	0	108
Deferred/No Diagnosis	67	2	9	30	26	0	0
<b>Other Indicators</b>							
Deaf and Hearing Impaired	30	15	11	2	0	0	8
Dual Diagnosis	391	321	81	0	1	1	13
Homeless	258	69	66	120	6	0	1
SED (6-17)	192	175	17	0	0	0	6
SMI (If ever)	1,247	947	229	24	224	2	66

Notes: The same client may be counted in more than one category, e.g., clients can receive services under more than one contract source, in more than one "County of Residence," or may have multiple "Other Indicators." Please see Definition page for other considerations.

Oklahoma Department of Mental Health and Substance Abuse Services  
**Counts of Admitted Clients Served by Funding Source for Each County of Residence During FY1995**

**COUNTY OF RESIDENCE = COAL**

	Funding Source						
	Total	Mental Health	Substance Abuse	Domestic Violence	Residential Care	Medicaid	Other
<b>Total</b>							
Unduplicated Count	135	55	51	18	1	0	18
<b>Agency Type</b>							
Community Mental Health Center	69	54	3	0	0	0	18
Domestic Violence and Sexual Assault	18	0	0	18	0	0	0
Hospital	1	1	0	0	0	0	0
Residential Care	1	0	0	0	1	0	0
Substance Abuse	48	0	48	0	0	0	0
<b>Sex</b>							
Female	76	32	24	13	1	0	12
Male	59	23	27	5	0	0	6
<b>Age</b>							
0-04	9	1	0	7	0	0	2
05-17	12	5	2	0	0	0	5
18-20	3	1	2	1	0	0	1
21-24	12	1	8	1	0	0	3
25-34	38	11	18	7	0	0	4
35-44	31	15	13	1	0	0	3
45-54	20	12	7	1	1	0	0
55-64	7	6	1	0	0	0	0
65-74	3	3	0	0	0	0	0
<b>Race</b>							
White	101	43	39	13	1	0	12
Black	2	0	2	0	0	0	0
Native American	30	12	9	4	0	0	6
Hispanic	2	0	1	1	0	0	0
<b>Presenting Problem/Diagnosis</b>							
Alcohol Abuse	29	4	22	0	0	0	3
Developmental Disorder	3	2	0	0	0	0	2
Mood Disorder	16	13	2	0	1	0	1
Non Alcohol/Drug Related Organic	3	3	0	0	0	0	0
Other Non-Psychotic	10	6	0	0	0	0	4
Other Psychotic	11	10	1	0	0	0	1
Personality Disorder	1	1	0	0	0	0	0
Schizophrenia	10	10	0	0	0	0	0
Social Conditions	32	3	8	17	0	0	6
Substance Related	21	4	18	0	0	0	1
Deferred/No Diagnosis	1	0	0	1	0	0	0
<b>Other Indicators</b>							
Dual Diagnosis	14	11	3	0	0	0	0
Homeless	6	0	6	0	0	0	0
SED (6-17)	4	3	1	0	0	0	0
SMI (If ever)	34	28	6	0	1	0	1

Notes: The same client may be counted in more than one category, e.g., clients can receive services under more than one contract source, in more than one "County of Residence," or may have multiple "Other Indicators." Please see Definition page for other considerations.

Oklahoma Department of Mental Health and Substance Abuse Services  
**Counts of Admitted Clients Served by Funding Source for Each County of Residence During FY1995**

**COUNTY OF RESIDENCE = COMANCHE**

	Funding Source						
	Total	Mental Health	Substance Abuse	Domestic Violence	Residential Care	Medicaid	Other
<b>Total</b>							
Unduplicated Count	2,082	1,267	560	426	59	0	62
<b>Agency Type</b>							
Community Mental Health Center	1,342	1,258	231	0	0	0	56
Domestic Violence and Sexual Assault	426	1	0	426	0	0	0
Hospital	14	14	0	0	0	0	0
Residential Care	69	17	0	0	59	0	0
Substance Abuse	362	1	361	0	0	0	6
<b>Sex</b>							
Female	1,144	739	172	317	29	0	34
Male	938	528	388	109	30	0	28
<b>Age</b>							
0-04	110	12	1	97	0	0	0
05-17	315	179	31	109	1	0	1
18-20	109	65	29	29	1	0	4
21-24	151	90	45	33	2	0	2
25-34	552	336	200	87	9	0	20
35-44	478	317	162	55	9	0	24
45-54	226	157	66	15	14	0	10
55-64	76	60	13	1	6	0	1
65-74	51	39	10	0	15	0	0
75-84	13	11	3	0	2	0	0
85+	1	1	0	0	0	0	0
<b>Race</b>							
White	1,302	856	344	205	46	0	25
Black	502	281	131	139	7	0	23
Native American	169	65	69	50	2	0	5
Hispanic	93	48	17	28	4	0	5
Asian	23	20	1	4	0	0	4
<b>Presenting Problem/Diagnosis</b>							
Alcohol Abuse	352	120	277	0	0	0	7
Developmental Disorder	82	69	0	3	12	0	0
Mood Disorder	297	289	22	0	5	0	9
Non Alcohol/Drug Related Organic	20	20	3	0	0	0	0
Other Non-Psychotic	235	231	12	0	0	0	1
Other Psychotic	216	194	41	0	4	0	11
Personality Disorder	6	6	0	0	0	0	1
Schizophrenia	162	162	10	0	0	0	20
Social Conditions	501	86	7	392	25	0	2
Substance Related	262	106	207	0	0	0	11
Deferred/No Diagnosis	57	9	7	31	13	0	0
<b>Other Indicators</b>							
Deaf and Hearing Impaired	8	6	2	1	0	0	0
Dual Diagnosis	169	142	68	0	0	0	5
Homeless	188	30	108	53	3	0	1
SED (6-17)	123	112	11	0	0	0	1
SMI (If ever)	443	365	93	16	55	0	35

Notes: The same client may be counted in more than one category, e.g., clients can receive services under more than one contract source, in more than one "County of Residence," or may have multiple "Other Indicators." Please see Definition page for other considerations.

Oklahoma Department of Mental Health and Substance Abuse Services  
**Counts of Admitted Clients Served by Funding Source for Each County of Residence During FY1995**

**COUNTY OF RESIDENCE = COTTON**

	Funding Source						
	Total	Mental Health	Substance Abuse	Domestic Violence	Residential Care	Medicaid	Other
<b>Total</b>							
Unduplicated Count	66	40	21	9	0	0	2
<b>Agency Type</b>							
Community Mental Health Center	44	40	8	0	0	0	0
Domestic Violence and Sexual Assault	9	0	0	9	0	0	0
Substance Abuse	15	0	14	0	0	0	2
<b>Sex</b>							
Female	36	25	5	8	0	0	0
Male	30	15	16	1	0	0	2
<b>Age</b>							
0-04	3	0	0	3	0	0	0
05-17	4	2	1	0	0	0	2
18-20	5	1	3	1	0	0	0
21-24	3	3	0	1	0	0	0
25-34	21	13	7	3	0	0	0
35-44	16	12	5	0	0	0	0
45-54	7	6	2	0	0	0	0
55-64	6	3	2	1	0	0	0
65-74	1	0	1	0	0	0	0
<b>Race</b>							
White	52	35	15	6	0	0	2
Black	4	3	1	0	0	0	0
Native American	7	1	5	1	0	0	0
Hispanic	3	1	0	2	0	0	0
<b>Presenting Problem/Diagnosis</b>							
Alcohol Abuse	12	6	9	0	0	0	0
Developmental Disorder	1	1	0	0	0	0	0
Mood Disorder	16	15	1	0	0	0	0
Other Non-Psychotic	5	5	0	0	0	0	0
Other Psychotic	5	5	0	0	0	0	0
Schizophrenia	7	7	0	0	0	0	0
Social Conditions	8	0	0	8	0	0	0
Substance Related	12	1	11	0	0	0	2
Deferred/No Diagnosis	1	0	0	1	0	0	0
<b>Other Indicators</b>							
Deaf and Hearing Impaired	1	1	0	0	0	0	0
Dual Diagnosis	6	6	1	0	0	0	0
Homeless	5	2	1	2	0	0	0
SED (6-17)	3	1	1	0	0	0	2
SMI (If ever)	16	13	3	0	0	0	0

Notes: The same client may be counted in more than one category, e.g., clients can receive services under more than one contract source, in more than one "County of Residence," or may have multiple "Other Indicators." Please see Definition page for other considerations.

Oklahoma Department of Mental Health and Substance Abuse Services  
**Counts of Admitted Clients Served by Funding Source for Each County of Residence During FY1995**  
**COUNTY OF RESIDENCE = CRAIG**

	Funding Source						
	Total	Mental Health	Substance Abuse	Domestic Violence	Residential Care	Medicaid	Other
<b>Total</b>							
Unduplicated Count	732	406	498	28	205	0	24
<b>Agency Type</b>							
Community Mental Health Center	583	353	430	0	0	0	23
Domestic Violence and Sexual Assault	28	0	0	28	0	0	0
Hospital	94	94	0	0	0	0	0
Residential Care	205	0	0	0	205	0	0
Substance Abuse	70	0	70	0	0	0	1
<b>Sex</b>							
Female	316	187	189	22	76	0	16
Male	416	219	309	6	129	0	8
<b>Age</b>							
0-04	20	8	3	10	0	0	2
05-17	60	44	14	8	0	0	6
18-20	17	13	11	0	0	0	1
21-24	28	17	17	1	6	0	0
25-34	141	73	90	6	18	0	5
35-44	179	104	137	2	46	0	5
45-54	113	66	85	1	45	0	4
55-64	94	43	74	0	47	0	1
65-74	58	27	52	0	32	0	0
75-84	21	10	15	0	11	0	0
85+	1	1	0	0	0	0	0
<b>Race</b>							
White	539	306	374	16	151	0	18
Black	72	42	53	0	27	0	0
Native American	110	53	63	11	17	0	6
Hispanic	16	6	6	0	9	0	0
Asian	3	1	2	1	1	0	0
<b>Presenting Problem/Diagnosis</b>							
Alcohol Abuse	51	7	45	0	1	0	0
Developmental Disorder	85	31	7	8	41	0	9
Mood Disorder	180	103	98	0	48	0	5
Non Alcohol/Drug Related Organic	32	19	24	0	0	0	0
Other Non-Psychotic	78	69	26	0	0	0	7
Other Psychotic	111	43	45	0	49	0	1
Personality Disorder	19	19	7	0	0	0	1
Schizophrenia	241	114	217	0	0	0	0
Social Conditions	61	2	7	15	37	0	0
Substance Related	32	14	22	0	0	0	1
Deferred/No Diagnosis	39	1	1	5	32	0	0
<b>Other Indicators</b>							
Deaf and Hearing Impaired	11	4	6	0	2	0	0
Dual Diagnosis	159	99	125	0	1	0	0
Homeless	58	8	9	16	27	0	0
SED (6-17)	30	25	8	0	0	0	3
SMI (If ever)	529	288	421	2	205	0	10

Notes: The same client may be counted in more than one category, e.g., clients can receive services under more than one contract source, in more than one "County of Residence," or may have multiple "Other Indicators." Please see Definition page for other considerations.

Oklahoma Department of Mental Health and Substance Abuse Services  
**Counts of Admitted Clients Served by Funding Source for Each County of Residence During FY1995**  
**COUNTY OF RESIDENCE = CREEK**

	Funding Source						
	Total	Mental Health	Substance Abuse	Domestic Violence	Residential Care	Medicaid	Other
<b>Total</b>							
Unduplicated Count	884	412	654	70	1	0	15
<b>Agency Type</b>							
Community Mental Health Center	568	344	448	0	0	0	0
Domestic Violence and Sexual Assault	77	0	13	68	0	0	0
Hospital	104	104	0	0	0	0	0
Other	9	0	7	2	0	0	0
Residential Care	1	0	0	0	1	0	0
Substance Abuse	205	0	200	0	0	0	15
<b>Sex</b>							
Female	435	216	313	56	1	0	0
Male	449	196	341	14	0	0	15
<b>Age</b>							
0-04	12	1	2	9	0	0	0
05-17	123	83	18	21	0	0	11
18-20	22	12	17	1	0	0	1
21-24	65	28	50	4	0	0	2
25-34	221	106	175	21	0	0	0
35-44	208	93	176	9	0	0	0
45-54	115	53	104	4	0	0	0
55-64	66	24	63	1	0	0	0
65-74	31	8	30	0	1	0	1
75-84	12	3	11	0	0	0	0
85+	9	1	8	0	0	0	0
<b>Race</b>							
White	745	348	542	64	1	0	13
Black	45	23	39	0	0	0	1
Native American	78	33	60	6	0	0	0
Hispanic	12	7	10	0	0	0	1
Asian	4	1	3	0	0	0	0
<b>Presenting Problem/Diagnosis</b>							
Alcohol Abuse	133	14	128	0	0	0	5
Developmental Disorder	39	34	6	0	0	0	0
Mood Disorder	307	208	228	0	0	0	0
Non Alcohol/Drug Related Organic	12	8	8	0	0	0	0
Other Non-Psychotic	85	68	41	0	0	0	0
Other Psychotic	59	39	42	0	1	0	0
Personality Disorder	11	5	11	0	0	0	0
Schizophrenia	103	51	94	0	0	0	0
Social Conditions	79	2	12	70	0	0	0
Substance Related	105	8	98	0	0	0	10
Deferred/No Diagnosis	4	0	4	0	0	0	0
<b>Other Indicators</b>							
Deaf and Hearing Impaired	5	4	2	0	0	0	0
Dual Diagnosis	144	102	94	0	0	0	0
Homeless	46	14	32	8	0	0	0
SED (6-17)	48	47	3	0	0	0	0
SMI (If ever)	483	265	425	7	1	0	1

Notes: The same client may be counted in more than one category, e.g., clients can receive services under more than one contract source, in more than one "County of Residence," or may have multiple "Other Indicators." Please see Definition page for other considerations.



Oklahoma Department of Mental Health and Substance Abuse Services  
**Counts of Admitted Clients Served by Funding Source for Each County of Residence During FY1995**

**COUNTY OF RESIDENCE = CUSTER**

	Funding Source						
	Total	Mental Health	Substance Abuse	Domestic Violence	Residential Care	Medicaid	Other
<b>Total</b>							
Unduplicated Count	735	407	358	94	2	0	44
<b>Agency Type</b>							
Community Mental Health Center	591	404	296	0	0	0	39
Domestic Violence and Sexual Assault	94	0	0	94	0	0	0
Hospital	8	8	0	0	0	0	0
Residential Care	2	0	0	0	2	0	0
Substance Abuse	75	0	73	0	0	0	5
<b>Sex</b>							
Female	385	204	168	70	0	0	22
Male	350	203	190	24	2	0	22
<b>Age</b>							
0-04	33	11	2	21	0	0	1
05-17	109	75	6	23	0	0	23
18-20	37	24	15	5	1	0	1
21-24	76	48	33	11	0	0	4
25-34	187	118	95	16	0	0	6
35-44	153	75	104	13	1	0	7
45-54	67	25	48	3	0	0	1
55-64	48	22	36	2	0	0	1
65-74	13	4	11	0	0	0	0
75-84	12	5	8	0	0	0	0
<b>Race</b>							
White	542	317	269	52	2	0	32
Black	59	27	31	8	0	0	3
Native American	75	36	40	14	0	0	5
Hispanic	59	26	18	20	0	0	4
Asian	2	1	2	0	0	0	0
<b>Presenting Problem/Diagnosis</b>							
Alcohol Abuse	89	45	53	0	0	0	3
Developmental Disorder	26	20	3	0	0	0	5
Mood Disorder	215	133	131	0	0	0	9
Non Alcohol/Drug Related Organic	18	10	13	0	0	0	0
Other Non-Psychotic	108	86	30	0	0	0	2
Other Psychotic	39	23	26	0	1	0	2
Personality Disorder	18	11	14	0	0	0	1
Schizophrenia	47	25	40	0	0	0	4
Social Conditions	151	58	4	89	0	0	13
Substance Related	60	11	51	0	0	0	5
Deferred/No Diagnosis	7	0	1	5	1	0	0
<b>Other Indicators</b>							
Deaf and Hearing Impaired	5	2	4	0	0	0	0
Dual Diagnosis	131	93	77	0	0	0	8
Homeless	80	13	46	26	0	0	2
SED (6-17)	67	57	2	0	0	0	17
SMI (If ever)	321	163	257	6	2	0	16

Notes: The same client may be counted in more than one category, e.g., clients can receive services under more than one contract source, in more than one "County of Residence," or may have multiple "Other Indicators." Please see Definition page for other considerations.

Oklahoma Department of Mental Health and Substance Abuse Services  
 Counts of Admitted Clients Served by Funding Source for Each County of Residence During FY1995

COUNTY OF RESIDENCE = DELAWARE

	Funding Source						
	Total	Mental Health	Substance Abuse	Domestic Violence	Residential Care	Medicaid	Other
<b>Total</b>							
Unduplicated Count	611	373	319	37	14	0	43
<b>Agency Type</b>							
Community Mental Health Center	418	339	182	0	0	0	41
Domestic Violence and Sexual Assault	37	0	0	37	0	0	0
Hospital	46	46	0	0	0	0	0
Other	3	0	3	0	0	0	0
Residential Care	14	0	0	0	14	0	0
Substance Abuse	141	0	141	0	0	0	2
<b>Sex</b>							
Female	319	218	163	27	2	0	17
Male	292	155	156	10	12	0	26
<b>Age</b>							
0-04	30	12	9	10	0	0	0
05-17	182	134	48	12	0	0	23
18-20	14	5	9	1	0	0	2
21-24	29	15	14	2	0	0	3
25-34	120	66	89	7	0	0	5
35-44	114	64	75	3	7	0	8
45-54	65	38	44	1	5	0	1
55-64	31	22	23	0	1	0	1
65-74	15	10	4	0	1	0	0
75-84	10	7	3	1	0	0	0
85+	1	0	1	0	0	0	0
<b>Race</b>							
White	440	275	229	22	11	0	24
Black	5	1	2	1	1	0	2
Native American	151	84	81	14	2	0	16
Hispanic	14	12	6	0	0	0	1
Asian	1	1	1	0	0	0	0
<b>Presenting Problem/Diagnosis</b>							
Alcohol Abuse	54	7	52	0	1	0	2
Developmental Disorder	65	40	12	1	1	0	31
Mood Disorder	184	137	110	0	3	0	2
Non Alcohol/Drug Related Organic	3	2	1	0	0	0	0
Other Non-Psychotic	152	123	57	0	0	0	7
Other Psychotic	26	22	11	0	0	0	0
Personality Disorder	14	13	12	0	0	0	0
Schizophrenia	23	15	19	0	0	0	0
Social Conditions	65	13	12	30	9	0	1
Substance Related	41	11	35	0	0	0	0
Deferred/No Diagnosis	10	0	4	6	0	0	0
<b>Other Indicators</b>							
Deaf and Hearing Impaired	15	7	12	0	0	0	2
Dual Diagnosis	79	59	55	0	1	0	0
Homeless	39	10	14	21	0	0	0
SED (6-17)	46	32	17	1	0	0	10
SMI (If ever)	178	119	119	3	14	0	10

Notes: The same client may be counted in more than one category, e.g., clients can receive services under more than one contract source, in more than one "County of Residence," or may have multiple "Other Indicators." Please see Definition page for other considerations.

Oklahoma Department of Mental Health and Substance Abuse Services  
 Counts of Admitted Clients Served by Funding Source for Each County of Residence During FY1995

COUNTY OF RESIDENCE = DEWEY

	Funding Source						
	Total	Mental Health	Substance Abuse	Domestic Violence	Residential Care	Medicaid	Other
<b>Total</b>							
Unduplicated Count	58	33	24	7	0	0	1
<b>Agency Type</b>							
Community Mental Health Center	43	30	19	0	0	0	1
Domestic Violence and Sexual Assault	7	0	0	7	0	0	0
Hospital	3	3	0	0	0	0	0
Substance Abuse	5	0	5	0	0	0	0
<b>Sex</b>							
Female	40	24	14	6	0	0	1
Male	18	9	10	1	0	0	0
<b>Age</b>							
0-04	2	0	0	2	0	0	0
05-17	9	6	0	3	0	0	1
18-20	3	3	1	0	0	0	0
21-24	2	2	2	0	0	0	0
25-34	12	3	8	1	0	0	0
35-44	10	5	4	1	0	0	0
45-54	13	8	7	0	0	0	0
55-64	2	1	2	0	0	0	0
65-74	1	1	0	0	0	0	0
75-84	4	4	0	0	0	0	0
<b>Race</b>							
White	49	30	23	2	0	0	1
Black	1	0	1	0	0	0	0
Native American	3	3	0	0	0	0	0
Hispanic	5	0	0	5	0	0	0
<b>Presenting Problem/Diagnosis</b>							
Alcohol Abuse	7	4	3	0	0	0	0
Developmental Disorder	1	1	0	0	0	0	1
Mood Disorder	18	15	5	0	0	0	0
Other Non-Psychotic	4	1	3	0	0	0	0
Other Psychotic	5	3	2	0	0	0	0
Personality Disorder	1	0	1	0	0	0	0
Schizophrenia	6	2	5	0	0	0	0
Social Conditions	14	6	1	7	0	0	0
Substance Related	4	1	4	0	0	0	0
Deferred/No Diagnosis	1	1	0	0	0	0	0
<b>Other Indicators</b>							
Dual Diagnosis	5	3	3	0	0	0	0
SED (6-17)	4	4	0	0	0	0	1
SMI (If ever)	28	17	16	1	0	0	0

Notes: The same client may be counted in more than one category, e.g., clients can receive services under more than one contract source, in more than one "County of Residence," or may have multiple "Other Indicators." Please see Definition page for other considerations.

Oklahoma Department of Mental Health and Substance Abuse Services  
 Counts of Admitted Clients Served by Funding Source for Each County of Residence During FY1995

COUNTY OF RESIDENCE = ELLIS

	Funding Source						
	Total	Mental Health	Substance Abuse	Domestic Violence	Residential Care	Medicaid	Other
<b>Total</b>							
Unduplicated Count	46	33	9	7	0	0	0
<b>Agency Type</b>							
Community Mental Health Center	35	33	5	0	0	0	0
Domestic Violence and Sexual Assault	7	0	0	7	0	0	0
Substance Abuse	4	0	4	0	0	0	0
<b>Sex</b>							
Female	23	17	1	5	0	0	0
Male	23	16	8	2	0	0	0
<b>Age</b>							
0-04	3	0	0	3	0	0	0
05-17	9	7	0	2	0	0	0
18-20	4	4	0	0	0	0	0
21-24	5	2	1	2	0	0	0
25-34	10	8	4	0	0	0	0
35-44	6	6	1	0	0	0	0
45-54	3	2	1	0	0	0	0
55-64	3	1	2	0	0	0	0
65-74	2	2	0	0	0	0	0
85+	1	1	0	0	0	0	0
<b>Race</b>							
White	43	32	8	5	0	0	0
Black	1	1	1	0	0	0	0
Hispanic	2	0	0	2	0	0	0
<b>Presenting Problem/Diagnosis</b>							
Alcohol Abuse	9	4	7	0	0	0	0
Developmental Disorder	1	1	0	0	0	0	0
Mood Disorder	15	15	0	0	0	0	0
Other Non-Psychotic	5	5	0	0	0	0	0
Other Psychotic	2	2	0	0	0	0	0
Schizophrenia	2	2	0	0	0	0	0
Social Conditions	9	2	0	7	0	0	0
Substance Related	3	2	2	0	0	0	0
<b>Other Indicators</b>							
Dual Diagnosis	2	2	0	0	0	0	0
Homeless	3	2	1	0	0	0	0
SED (6-17)	2	2	0	0	0	0	0
SMI (If ever)	13	12	2	0	0	0	0

Notes: The same client may be counted in more than one category, e.g., clients can receive services under more than one contract source, in more than one "County of Residence," or may have multiple "Other Indicators." Please see Definition page for other considerations.

Oklahoma Department of Mental Health and Substance Abuse Services  
**Counts of Admitted Clients Served by Funding Source for Each County of Residence During FY1995**

**COUNTY OF RESIDENCE = GARFIELD**

	Funding Source						
	Total	Mental Health	Substance Abuse	Domestic Violence	Residential Care	Medicaid	Other
<b>Total</b>							
Unduplicated Count	1,444	874	433	235	2	0	189
<b>Agency Type</b>							
Community Mental Health Center	849	739	176	0	0	0	1
Domestic Violence and Sexual Assault	236	1	0	234	0	0	0
Hospital	23	23	0	0	0	0	0
Other	1	0	0	1	0	0	0
Residential Care	2	0	0	0	2	0	0
Substance Abuse	418	138	273	0	0	0	188
<b>Sex</b>							
Female	722	479	108	192	0	0	113
Male	722	395	325	43	2	0	76
<b>Age</b>							
0-04	56	10	10	42	0	0	4
05-17	310	215	46	60	0	0	69
18-20	63	35	8	19	0	0	8
21-24	103	63	43	17	0	0	15
25-34	343	193	135	50	0	0	43
35-44	308	169	127	33	1	0	39
45-54	154	105	41	13	0	0	9
55-64	69	47	22	1	1	0	2
65-74	25	24	1	0	0	0	0
75-84	8	8	0	0	0	0	0
85+	5	5	0	0	0	0	0
<b>Race</b>							
White	1,194	745	317	198	1	0	160
Black	141	82	63	20	1	0	17
Native American	68	24	38	12	0	0	6
Hispanic	41	23	15	4	0	0	6
Asian	1	0	0	1	0	0	0
<b>Presenting Problem/Diagnosis</b>							
Alcohol Abuse	243	45	197	25	1	0	6
Developmental Disorder	112	103	7	1	0	0	20
Mood Disorder	331	299	31	0	0	0	43
Non Alcohol/Drug Related Organic	8	6	1	0	0	0	2
Other Non-Psychotic	142	137	7	0	0	0	10
Other Psychotic	50	42	3	1	0	0	12
Personality Disorder	70	70	7	0	0	0	1
Schizophrenia	83	83	3	0	0	0	0
Social Conditions	260	68	51	154	0	0	56
Substance Related	182	41	127	30	0	0	24
Deferred/No Diagnosis	41	8	7	25	1	0	15
<b>Other Indicators</b>							
Deaf and Hearing Impaired	8	5	3	0	0	0	0
Dual Diagnosis	166	155	39	2	0	0	15
Homeless	199	48	34	142	0	0	6
SED (6-17)	155	146	2	0	0	0	10
SMI (If ever)	579	530	99	29	2	0	45

Notes: The same client may be counted in more than one category, e.g., clients can receive services under more than one contract source, in more than one "County of Residence," or may have multiple "Other Indicators." Please see Definition page for other considerations.

Oklahoma Department of Mental Health and Substance Abuse Services  
**Counts of Admitted Clients Served by Funding Source for Each County of Residence During FY1995**

**COUNTY OF RESIDENCE = GARVIN**

	Funding Source						
	Total	Mental Health	Substance Abuse	Domestic Violence	Residential Care	Medicaid	Other
<b>Total</b>							
Unduplicated Count	523	293	265	26	0	0	26
<b>Agency Type</b>							
Community Mental Health Center	448	274	223	0	0	0	25
Domestic Violence and Sexual Assault	26	0	0	26	0	0	0
Hospital	33	33	0	0	0	0	0
Other	2	2	0	0	0	0	0
Substance Abuse	49	0	49	0	0	0	1
<b>Sex</b>							
Female	282	147	152	18	0	0	15
Male	241	146	113	8	0	0	11
<b>Age</b>							
0-04	26	14	0	11	0	0	1
05-17	87	84	1	1	0	0	7
18-20	22	16	8	2	0	0	3
21-24	42	22	20	3	0	0	3
25-34	116	66	69	2	0	0	5
35-44	109	45	77	3	0	0	5
45-54	63	26	46	4	0	0	2
55-64	35	14	25	0	0	0	0
65-74	16	3	14	0	0	0	0
75-84	6	3	4	0	0	0	0
85+	1	0	1	0	0	0	0
<b>Race</b>							
White	442	245	230	18	0	0	22
Black	29	19	11	4	0	0	0
Native American	42	23	21	4	0	0	0
Hispanic	11	6	3	0	0	0	4
<b>Presenting Problem/Diagnosis</b>							
Alcohol Abuse	43	15	35	0	0	0	1
Developmental Disorder	37	31	5	2	0	0	0
Mood Disorder	138	86	78	0	0	0	2
Non Alcohol/Drug Related Organic	15	6	10	0	0	0	1
Other Non-Psychotic	87	51	45	0	0	0	3
Other Psychotic	27	16	16	0	0	0	0
Personality Disorder	5	1	4	0	0	0	0
Schizophrenia	42	8	39	0	0	0	0
Social Conditions	104	68	8	22	0	0	18
Substance Related	40	17	29	0	0	0	1
Deferred/No Diagnosis	3	0	0	3	0	0	0
<b>Other Indicators</b>							
Deaf and Hearing Impaired	2	1	1	0	0	0	0
Dual Diagnosis	70	51	35	0	0	0	1
Homeless	26	11	9	9	0	0	1
SED (6-17)	9	9	0	0	0	0	0
SMI (If ever)	244	78	210	6	0	0	5

Notes: The same client may be counted in more than one category, e.g., clients can receive services under more than one contract source, in more than one "County of Residence," or may have multiple "Other Indicators." Please see Definition page for other considerations.

Oklahoma Department of Mental Health and Substance Abuse Services  
**Counts of Admitted Clients Served by Funding Source for Each County of Residence During FY1995**

**COUNTY OF RESIDENCE = GRADY**

	Funding Source						
	Total	Mental Health	Substance Abuse	Domestic Violence	Residential Care	Medicaid	Other
<b>Total</b>							
Unduplicated Count	1,170	633	561	200	0	0	4
<b>Agency Type</b>							
Community Mental Health Center	700	579	275	0	0	0	1
Domestic Violence and Sexual Assault	200	0	0	200	0	0	0
Hospital	95	95	0	0	0	0	0
Substance Abuse	292	0	290	0	0	0	3
<b>Sex</b>							
Female	670	351	311	152	0	0	0
Male	500	282	250	48	0	0	4
<b>Age</b>							
0-04	52	9	2	43	0	0	0
05-17	311	156	149	52	0	0	1
18-20	40	25	13	5	0	0	0
21-24	84	45	39	15	0	0	0
25-34	278	155	114	57	0	0	0
35-44	218	122	128	23	0	0	1
45-54	116	74	74	4	0	0	2
55-64	46	28	32	0	0	0	0
65-74	14	11	7	0	0	0	0
75-84	9	8	1	1	0	0	0
85+	2	0	2	0	0	0	0
<b>Race</b>							
White	994	550	478	164	0	0	3
Black	73	35	42	7	0	0	1
Native American	60	26	22	16	0	0	0
Hispanic	41	22	15	14	0	0	0
Asian	4	1	4	0	0	0	0
<b>Presenting Problem/Diagnosis</b>							
Alcohol Abuse	90	22	71	0	0	0	2
Developmental Disorder	60	58	10	0	0	0	0
Mood Disorder	332	272	131	0	0	0	0
Non Alcohol/Drug Related Organic	7	5	5	0	0	0	0
Other Non-Psychotic	188	175	38	0	0	0	1
Other Psychotic	51	44	22	0	0	0	0
Personality Disorder	8	7	1	0	0	0	0
Schizophrenia	66	38	54	0	0	0	0
Social Conditions	312	17	125	179	0	0	0
Substance Related	121	14	109	1	0	0	1
Deferred/No Diagnosis	24	2	1	22	0	0	0
<b>Other Indicators</b>							
Deaf and Hearing Impaired	11	6	6	1	0	0	0
Dual Diagnosis	127	92	59	0	0	0	0
Homeless	75	25	18	35	0	0	2
SED (6-17)	110	108	22	0	0	0	0
SMI (If ever)	392	249	257	27	0	0	1

Notes: The same client may be counted in more than one category, e.g., clients can receive services under more than one contract source, in more than one "County of Residence," or may have multiple "Other Indicators." Please see Definition page for other considerations.

Oklahoma Department of Mental Health and Substance Abuse Services  
 Counts of Admitted Clients Served by Funding Source for Each County of Residence During FY1995

COUNTY OF RESIDENCE = GRANT

	Funding Source						
	Total	Mental Health	Substance Abuse	Domestic Violence	Residential Care	Medicaid	Other
<b>Total</b>							
Unduplicated Count	66	56	5	7	0	0	4
<b>Agency Type</b>							
Community Mental Health Center	50	50	1	0	0	0	0
Domestic Violence and Sexual Assault	8	0	0	7	0	0	0
Hospital	4	4	0	0	0	0	0
Substance Abuse	6	2	4	0	0	0	4
<b>Sex</b>							
Female	40	36	2	5	0	0	1
Male	26	20	3	2	0	0	3
<b>Age</b>							
0-04	3	0	0	3	0	0	0
05-17	8	6	1	0	0	0	1
21-24	8	7	1	1	0	0	0
25-34	19	15	2	3	0	0	3
35-44	7	7	1	0	0	0	0
45-54	12	12	0	0	0	0	0
55-64	4	4	0	0	0	0	0
65-74	3	3	0	0	0	0	0
75-84	2	2	0	0	0	0	0
<b>Race</b>							
White	64	56	4	6	0	0	4
Native American	1	0	0	1	0	0	0
Hispanic	1	0	1	0	0	0	0
<b>Presenting Problem/Diagnosis</b>							
Alcohol Abuse	4	1	2	1	0	0	0
Developmental Disorder	1	1	0	0	0	0	0
Mood Disorder	21	21	1	0	0	0	1
Other Non-Psychotic	17	17	0	0	0	0	1
Other Psychotic	1	1	0	0	0	0	0
Personality Disorder	2	2	0	0	0	0	0
Schizophrenia	8	8	0	0	0	0	0
Social Conditions	12	5	1	6	0	0	0
Substance Related	2	0	1	0	0	0	2
<b>Other Indicators</b>							
Deaf and Hearing Impaired	2	2	0	0	0	0	0
Dual Diagnosis	6	5	0	0	0	0	1
Homeless	4	1	0	3	0	0	0
SED (6-17)	5	5	0	0	0	0	0
SMI (If ever)	32	32	0	1	0	0	0

Notes: The same client may be counted in more than one category, e.g., clients can receive services under more than one contract source, in more than one "County of Residence," or may have multiple "Other Indicators." Please see Definition page for other considerations.



Oklahoma Department of Mental Health and Substance Abuse Services  
 Counts of Admitted Clients Served by Funding Source for Each County of Residence During FY1995

COUNTY OF RESIDENCE = GREER

	Funding Source						
	Total	Mental Health	Substance Abuse	Domestic Violence	Residential Care	Medicaid	Other
<b>Total</b>							
Unduplicated Count	184	110	87	17	0	0	1
<b>Agency Type</b>							
Community Mental Health Center	134	109	39	0	0	0	1
Domestic Violence and Sexual Assault	17	0	0	17	0	0	0
Hospital	3	3	0	0	0	0	0
Substance Abuse	48	0	48	0	0	0	0
<b>Sex</b>							
Female	89	61	36	12	0	0	0
Male	95	49	51	5	0	0	1
<b>Age</b>							
0-04	2	0	0	2	0	0	0
05-17	37	29	4	7	0	0	1
18-20	7	3	4	0	0	0	0
21-24	22	17	7	2	0	0	0
25-34	44	20	24	5	0	0	0
35-44	38	22	24	1	0	0	0
45-54	21	12	13	0	0	0	0
55-64	6	3	6	0	0	0	0
65-74	7	4	5	0	0	0	0
<b>Race</b>							
White	145	85	71	14	0	0	1
Black	10	5	5	0	0	0	0
Native American	1	0	1	0	0	0	0
Hispanic	28	20	10	3	0	0	0
<b>Presenting Problem/Diagnosis</b>							
Alcohol Abuse	30	2	29	0	0	0	0
Developmental Disorder	11	11	0	0	0	0	0
Mood Disorder	55	41	24	0	0	0	0
Non Alcohol/Drug Related Organic	1	1	0	0	0	0	0
Other Non-Psychotic	14	12	2	0	0	0	0
Other Psychotic	3	3	1	0	0	0	0
Schizophrenia	9	7	6	0	0	0	0
Social Conditions	49	33	1	16	0	0	1
Substance Related	27	3	25	0	0	0	0
Deferred/No Diagnosis	1	0	0	1	0	0	0
<b>Other Indicators</b>							
Dual Diagnosis	12	10	3	0	0	0	0
Homeless	4	1	3	0	0	0	0
SED (6-17)	19	18	3	0	0	0	1
SMI (If ever)	44	28	32	0	0	0	0

Notes: The same client may be counted in more than one category, e.g., clients can receive services under more than one contract source, in more than one "County of Residence," or may have multiple "Other Indicators." Please see Definition page for other considerations.

Oklahoma Department of Mental Health and Substance Abuse Services  
 Counts of Admitted Clients Served by Funding Source for Each County of Residence During FY1995

COUNTY OF RESIDENCE = HARMON

	Funding Source						
	Total	Mental Health	Substance Abuse	Domestic Violence	Residential Care	Medicaid	Other
<b>Total</b>							
Unduplicated Count	52	20	17	20	0	0	0
<b>Agency Type</b>							
Community Mental Health Center	22	20	4	0	0	0	0
Domestic Violence and Sexual Assault	20	0	0	20	0	0	0
Substance Abuse	14	0	14	0	0	0	0
<b>Sex</b>							
Female	26	10	4	14	0	0	0
Male	26	10	13	6	0	0	0
<b>Age</b>							
0-04	1	0	0	1	0	0	0
05-17	9	0	0	9	0	0	0
18-20	4	1	2	1	0	0	0
21-24	3	1	0	2	0	0	0
25-34	14	5	6	5	0	0	0
35-44	16	8	8	2	0	0	0
45-54	2	2	0	0	0	0	0
65-74	1	1	0	0	0	0	0
75-84	1	1	0	0	0	0	0
85+	1	1	1	0	0	0	0
<b>Race</b>							
White	21	12	7	4	0	0	0
Black	13	3	6	6	0	0	0
Native American	1	1	0	0	0	0	0
Hispanic	17	4	4	10	0	0	0
<b>Presenting Problem/Diagnosis</b>							
Alcohol Abuse	7	0	7	0	0	0	0
Mood Disorder	11	11	1	0	0	0	0
Other Non-Psychotic	3	3	0	0	0	0	0
Other Psychotic	4	4	0	0	0	0	0
Social Conditions	20	1	2	18	0	0	0
Substance Related	8	1	7	0	0	0	0
Deferred/No Diagnosis	2	0	0	2	0	0	0
<b>Other Indicators</b>							
Dual Diagnosis	5	4	1	0	0	0	0
Homeless	1	0	1	0	0	0	0
SMI (If ever)	8	6	2	1	0	0	0

Notes: The same client may be counted in more than one category, e.g., clients can receive services under more than one contract source, in more than one "County of Residence," or may have multiple "Other Indicators." Please see Definition page for other considerations.

Oklahoma Department of Mental Health and Substance Abuse Services  
 Counts of Admitted Clients Served by Funding Source for Each County of Residence During FY1995

COUNTY OF RESIDENCE = HARPER

	Funding Source						
	Total	Mental Health	Substance Abuse	Domestic Violence	Residential Care	Medicaid	Other
<b>Total</b>							
Unduplicated Count	48	44	5	2	0	0	1
<b>Agency Type</b>							
Community Mental Health Center	43	43	3	0	0	0	1
Domestic Violence and Sexual Assault	2	0	0	2	0	0	0
Hospital	2	2	0	0	0	0	0
Substance Abuse	2	0	2	0	0	0	0
<b>Sex</b>							
Female	27	25	2	1	0	0	1
Male	21	19	3	1	0	0	0
<b>Age</b>							
05-17	7	7	0	0	0	0	1
18-20	2	2	1	0	0	0	0
21-24	1	0	1	0	0	0	0
25-34	8	6	2	1	0	0	0
35-44	6	6	0	0	0	0	0
45-54	9	8	1	1	0	0	0
55-64	6	6	0	0	0	0	0
65-74	5	5	0	0	0	0	0
75-84	3	3	0	0	0	0	0
85+	1	1	0	0	0	0	0
<b>Race</b>							
White	45	41	5	2	0	0	0
Black	1	1	0	0	0	0	0
Native American	1	1	0	0	0	0	1
Asian	1	1	0	0	0	0	0
<b>Presenting Problem/Diagnosis</b>							
Alcohol Abuse	6	4	3	0	0	0	0
Developmental Disorder	1	1	0	0	0	0	0
Mood Disorder	13	13	0	0	0	0	0
Other Non-Psychotic	3	3	0	0	0	0	0
Other Psychotic	6	6	0	0	0	0	0
Personality Disorder	1	1	1	0	0	0	0
Schizophrenia	9	9	0	0	0	0	0
Social Conditions	8	6	0	2	0	0	1
Substance Related	1	1	1	0	0	0	0
<b>Other Indicators</b>							
Dual Diagnosis	3	3	0	0	0	0	0
SED (6-17)	4	4	0	0	0	0	1
SMI (If ever)	29	29	2	0	0	0	0

Notes: The same client may be counted in more than one category, e.g., clients can receive services under more than one contract source, in more than one "County of Residence," or may have multiple "Other Indicators." Please see Definition page for other considerations.

Oklahoma Department of Mental Health and Substance Abuse Services  
 Counts of Admitted Clients Served by Funding Source for Each County of Residence During FY1995

COUNTY OF RESIDENCE = HASKELL

	Funding Source						
	Total	Mental Health	Substance Abuse	Domestic Violence	Residential Care	Medicaid	Other
<b>Total</b>							
Unduplicated Count	159	138	22	1	0	0	3
<b>Agency Type</b>							
Community Mental Health Center	140	137	3	0	0	0	1
Domestic Violence and Sexual Assault	1	0	0	1	0	0	0
Hospital	1	1	0	0	0	0	0
Other	2	0	2	0	0	0	0
Substance Abuse	17	0	17	0	0	0	2
<b>Sex</b>							
Female	92	82	10	1	0	0	2
Male	67	56	12	0	0	0	1
<b>Age</b>							
0-04	1	0	1	0	0	0	0
05-17	12	10	0	1	0	0	1
18-20	2	1	1	0	0	0	0
21-24	7	6	1	0	0	0	0
25-34	41	35	7	0	0	0	1
35-44	43	36	9	0	0	0	1
45-54	18	17	1	0	0	0	0
55-64	19	18	1	0	0	0	0
65-74	13	12	1	0	0	0	0
75-84	3	3	0	0	0	0	0
<b>Race</b>							
White	142	126	17	1	0	0	2
Black	2	1	1	0	0	0	1
Native American	13	9	4	0	0	0	0
Hispanic	2	2	0	0	0	0	0
<b>Presenting Problem/Diagnosis</b>							
Alcohol Abuse	8	2	6	0	0	0	0
Developmental Disorder	4	4	0	0	0	0	0
Mood Disorder	65	63	3	0	0	0	0
Non Alcohol/Drug Related Organic	6	6	0	0	0	0	0
Other Non-Psychotic	19	18	1	0	0	0	0
Other Psychotic	14	14	0	0	0	0	0
Schizophrenia	26	26	0	0	0	0	0
Social Conditions	6	1	3	1	0	0	1
Substance Related	10	4	7	0	0	0	2
Deferred/No Diagnosis	2	0	2	0	0	0	0
<b>Other Indicators</b>							
Deaf and Hearing Impaired	2	2	0	0	0	0	0
Dual Diagnosis	23	21	2	0	0	0	0
SED (6-17)	7	7	0	0	0	0	0
SMI (If ever)	89	88	2	0	0	0	0

Notes: The same client may be counted in more than one category, e.g., clients can receive services under more than one contract source, in more than one "County of Residence," or may have multiple "Other Indicators." Please see Definition page for other considerations.

Oklahoma Department of Mental Health and Substance Abuse Services  
**Counts of Admitted Clients Served by Funding Source for Each County of Residence During FY1995**

**COUNTY OF RESIDENCE = HUGHES**

	Funding Source						
	Total	Mental Health	Substance Abuse	Domestic Violence	Residential Care	Medicaid	Other
<b>Total</b>							
Unduplicated Count	208	149	58	11	2	0	7
<b>Agency Type</b>							
Community Mental Health Center	145	144	4	0	0	0	2
Domestic Violence and Sexual Assault	11	0	0	11	0	0	0
Hospital	6	6	0	0	0	0	0
Residential Care	2	0	0	0	2	0	0
Substance Abuse	56	0	56	0	0	0	5
<b>Sex</b>							
Female	103	79	19	9	1	0	1
Male	105	70	39	2	1	0	6
<b>Age</b>							
0-04	1	0	0	0	0	0	1
05-17	15	8	6	1	0	0	0
18-20	10	4	5	2	0	0	2
21-24	9	8	2	0	0	0	0
25-34	41	27	16	3	2	0	3
35-44	50	31	16	4	0	0	0
45-54	40	31	10	0	0	0	1
55-64	22	21	3	0	0	0	0
65-74	11	11	0	0	0	0	0
75-84	8	7	0	1	0	0	0
85+	1	1	0	0	0	0	0
<b>Race</b>							
White	163	119	47	4	2	0	5
Black	11	8	3	1	0	0	1
Native American	31	19	8	6	0	0	1
Hispanic	3	3	0	0	0	0	0
<b>Presenting Problem/Diagnosis</b>							
Alcohol Abuse	32	6	29	0	0	0	4
Developmental Disorder	6	6	0	0	0	0	0
Mood Disorder	63	62	1	0	1	0	0
Non Alcohol/Drug Related Organic	4	4	0	0	0	0	0
Other Non-Psychotic	13	12	1	0	0	0	1
Other Psychotic	17	17	0	0	0	0	0
Schizophrenia	36	36	0	0	0	0	1
Social Conditions	15	2	6	7	0	0	0
Substance Related	22	4	21	0	0	0	1
Deferred/No Diagnosis	7	0	2	4	1	0	0
<b>Other Indicators</b>							
Deaf and Hearing Impaired	1	0	1	0	0	0	0
Dual Diagnosis	24	22	3	0	0	0	1
Homeless	6	1	4	1	0	0	1
SED (6-17)	8	7	1	0	0	0	0
SMI (If ever)	116	111	7	1	2	0	1

Notes: The same client may be counted in more than one category, e.g., clients can receive services under more than one contract source, in more than one "County of Residence," or may have multiple "Other Indicators." Please see Definition page for other considerations.

Oklahoma Department of Mental Health and Substance Abuse Services  
 Counts of Admitted Clients Served by Funding Source for Each County of Residence During FY1995

COUNTY OF RESIDENCE = JACKSON

	Funding Source						
	Total	Mental Health	Substance Abuse	Domestic Violence	Residential Care	Medicaid	Other
<b>Total</b>							
Unduplicated Count	626	263	125	269	2	0	9
<b>Agency Type</b>							
Community Mental Health Center	273	255	28	0	0	0	8
Domestic Violence and Sexual Assault	269	0	0	269	0	0	0
Hospital	9	9	0	0	0	0	0
Residential Care	2	0	0	0	2	0	0
Substance Abuse	103	1	103	0	0	0	1
<b>Sex</b>							
Female	358	153	38	190	0	0	6
Male	268	110	87	79	2	0	3
<b>Age</b>							
0-04	46	1	1	45	0	0	2
05-17	92	22	8	62	0	0	2
18-20	28	12	2	16	0	0	0
21-24	62	18	13	33	0	0	1
25-34	181	76	50	68	1	0	1
35-44	118	54	39	33	1	0	2
45-54	67	51	9	11	0	0	1
55-64	21	19	3	0	0	0	0
65-74	10	9	0	1	0	0	0
75-84	1	1	0	0	0	0	0
<b>Race</b>							
White	410	188	72	164	1	0	8
Black	100	39	30	40	1	0	0
Native American	18	10	10	4	0	0	0
Hispanic	93	23	14	58	0	0	0
Asian	6	3	0	3	0	0	1
<b>Presenting Problem/Diagnosis</b>							
Alcohol Abuse	64	15	52	0	0	0	0
Developmental Disorder	16	15	0	1	0	0	0
Mood Disorder	90	89	0	0	0	0	1
Non Alcohol/Drug Related Organic	2	2	0	0	0	0	0
Other Non-Psychotic	47	46	1	0	0	0	1
Other Psychotic	39	34	5	0	1	0	0
Personality Disorder	9	9	0	0	0	0	0
Schizophrenia	32	31	3	0	0	0	1
Social Conditions	264	4	6	252	0	0	6
Substance Related	75	17	65	1	0	0	0
Deferred/No Diagnosis	18	2	1	15	1	0	0
<b>Other Indicators</b>							
Deaf and Hearing Impaired	2	0	2	0	0	0	0
Dual Diagnosis	42	39	8	0	0	0	0
Homeless	47	14	19	14	0	0	1
SED (6-17)	21	16	3	0	0	0	2
SMI (If ever)	105	84	19	13	2	0	3

Notes: The same client may be counted in more than one category, e.g., clients can receive services under more than one contract source, in more than one "County of Residence," or may have multiple "Other Indicators." Please see Definition page for other considerations.

Oklahoma Department of Mental Health and Substance Abuse Services  
 Counts of Admitted Clients Served by Funding Source for Each County of Residence During FY1995

COUNTY OF RESIDENCE = JEFFERSON

	Funding Source						
	Total	Mental Health	Substance Abuse	Domestic Violence	Residential Care	Medicaid	Other
<b>Total</b>							
Unduplicated Count	63	36	23	7	0	0	1
<b>Agency Type</b>							
Community Mental Health Center	44	35	11	0	0	0	0
Domestic Violence and Sexual Assault	7	0	0	7	0	0	0
Hospital	1	1	0	0	0	0	0
Substance Abuse	12	0	12	0	0	0	1
<b>Sex</b>							
Female	31	20	7	5	0	0	0
Male	32	16	16	2	0	0	1
<b>Age</b>							
0-04	2	0	2	0	0	0	0
05-17	11	4	3	4	0	0	1
18-20	2	2	0	0	0	0	0
21-24	3	2	1	0	0	0	0
25-34	14	6	7	2	0	0	0
35-44	19	12	8	1	0	0	0
45-54	6	5	1	0	0	0	0
55-64	5	4	1	0	0	0	0
65-74	1	1	0	0	0	0	0
<b>Race</b>							
White	52	32	18	5	0	0	0
Black	2	0	1	1	0	0	0
Native American	2	2	0	0	0	0	0
Hispanic	7	2	4	1	0	0	1
<b>Presenting Problem/Diagnosis</b>							
Alcohol Abuse	10	2	9	0	0	0	0
Developmental Disorder	1	1	0	0	0	0	0
Mood Disorder	14	13	1	0	0	0	0
Other Non-Psychotic	6	6	0	0	0	0	0
Other Psychotic	4	3	1	0	0	0	0
Personality Disorder	1	1	0	0	0	0	0
Schizophrenia	7	7	1	0	0	0	0
Social Conditions	12	3	2	7	0	0	0
Substance Related	9	0	9	0	0	0	1
<b>Other Indicators</b>							
Dual Diagnosis	8	7	2	0	0	0	0
Homeless	5	2	1	3	0	0	0
SMI (If ever)	12	10	5	0	0	0	0

Notes: The same client may be counted in more than one category, e.g., clients can receive services under more than one contract source, in more than one "County of Residence," or may have multiple "Other Indicators." Please see Definition page for other considerations.

Oklahoma Department of Mental Health and Substance Abuse Services  
**Counts of Admitted Clients Served by Funding Source for Each County of Residence During FY1995**

**COUNTY OF RESIDENCE = JOHNSTON**

	Funding Source						
	Total	Mental Health	Substance Abuse	Domestic Violence	Residential Care	Medicaid	Other
<b>Total</b>							
Unduplicated Count	287	192	123	13	0	0	5
<b>Agency Type</b>							
Community Mental Health Center	251	189	98	0	0	0	5
Domestic Violence and Sexual Assault	13	0	0	13	0	0	0
Hospital	7	7	0	0	0	0	0
Substance Abuse	28	0	28	0	0	0	0
<b>Sex</b>							
Female	156	106	59	11	0	0	5
Male	131	86	64	2	0	0	0
<b>Age</b>							
0-04	5	4	0	2	0	0	0
05-17	66	60	2	4	0	0	1
18-20	7	6	1	0	0	0	1
21-24	16	10	7	0	0	0	1
25-34	63	42	30	3	0	0	2
35-44	65	37	38	3	0	0	0
45-54	43	24	29	1	0	0	0
55-64	15	5	11	0	0	0	0
65-74	5	3	4	0	0	0	0
75-84	2	1	1	0	0	0	0
<b>Race</b>							
White	241	160	104	11	0	0	5
Black	11	8	5	0	0	0	0
Native American	26	17	11	2	0	0	0
Hispanic	9	7	3	0	0	0	0
<b>Presenting Problem/Diagnosis</b>							
Alcohol Abuse	32	15	26	0	0	0	0
Developmental Disorder	12	12	0	0	0	0	0
Mood Disorder	74	49	35	0	0	0	0
Non Alcohol/Drug Related Organic	3	1	2	0	0	0	0
Other Non-Psychotic	56	49	13	0	0	0	0
Other Psychotic	5	4	2	0	0	0	0
Personality Disorder	4	2	4	0	0	0	0
Schizophrenia	23	7	21	0	0	0	0
Social Conditions	60	45	2	12	0	0	5
Substance Related	24	10	20	0	0	0	0
Deferred/No Diagnosis	1	0	0	1	0	0	0
<b>Other Indicators</b>							
Deaf and Hearing Impaired	1	0	1	0	0	0	0
Dual Diagnosis	35	25	19	0	0	0	0
Homeless	6	5	1	0	0	0	0
SED (6-17)	4	4	0	0	0	0	0
SMI (If ever)	109	52	77	2	0	0	0

Notes: The same client may be counted in more than one category, e.g., clients can receive services under more than one contract source, in more than one "County of Residence," or may have multiple "Other Indicators." Please see Definition page for other considerations.



Oklahoma Department of Mental Health and Substance Abuse Services  
**Counts of Admitted Clients Served by Funding Source for Each County of Residence During FY1995**

**COUNTY OF RESIDENCE = KAY**

	Funding Source						
	Total	Mental Health	Substance Abuse	Domestic Violence	Residential Care	Medicaid	Other
<b>Total</b>							
Unduplicated Count	1,326	994	324	135	5	0	137
<b>Agency Type</b>							
Community Mental Health Center	1,018	965	183	0	0	0	58
Domestic Violence and Sexual Assault	133	0	0	133	0	0	2
Hospital	63	63	0	0	0	0	0
Other	2	0	0	2	0	0	0
Residential Care	5	0	0	0	5	0	0
Substance Abuse	182	0	144	0	0	0	77
<b>Sex</b>							
Female	669	529	132	106	0	0	22
Male	657	465	192	29	5	0	115
<b>Age</b>							
0-04	59	26	2	23	0	0	10
05-17	246	201	1	37	0	0	15
18-20	47	37	11	5	0	0	1
21-24	103	75	22	8	0	0	10
25-34	329	232	99	37	0	0	33
35-44	307	234	109	18	4	0	41
45-54	125	99	46	5	1	0	15
55-64	63	52	25	1	0	0	5
65-74	30	26	7	1	0	0	2
75-84	11	8	2	0	0	0	3
85+	6	4	0	0	0	0	2
<b>Race</b>							
White	1,108	884	251	105	3	0	88
Black	60	18	27	7	1	0	29
Native American	121	63	41	19	1	0	16
Hispanic	35	28	5	3	0	0	4
Asian	2	1	0	1	0	0	0
<b>Presenting Problem/Diagnosis</b>							
Alcohol Abuse	137	31	85	1	0	0	60
Developmental Disorder	122	112	4	0	1	0	13
Mood Disorder	319	309	60	0	1	0	7
Non Alcohol/Drug Related Organic	15	14	5	0	0	0	0
Other Non-Psychotic	234	223	28	0	0	0	9
Other Psychotic	41	39	13	0	0	0	1
Personality Disorder	11	11	3	0	0	0	0
Schizophrenia	64	63	43	0	0	0	0
Social Conditions	305	168	11	130	0	0	11
Substance Related	100	27	73	0	0	0	32
Deferred/No Diagnosis	29	18	3	4	3	0	4
<b>Other Indicators</b>							
Deaf and Hearing Impaired	3	2	0	0	0	0	1
Dual Diagnosis	124	114	47	0	0	0	6
Homeless	167	43	84	32	1	0	58
SED (6-17)	99	94	0	0	0	0	7
SMI (If ever)	387	349	173	12	5	0	12

Notes: The same client may be counted in more than one category, e.g., clients can receive services under more than one contract source, in more than one "County of Residence," or may have multiple "Other Indicators." Please see Definition page for other considerations.

Oklahoma Department of Mental Health and Substance Abuse Services  
**Counts of Admitted Clients Served by Funding Source for Each County of Residence During FY1995**

**COUNTY OF RESIDENCE = KINGFISHER**

	Funding Source						
	Total	Mental Health	Substance Abuse	Domestic Violence	Residential Care	Medicaid	Other
<b>Total</b>							
Unduplicated Count	220	198	59	4	2	0	11
<b>Agency Type</b>							
Community Mental Health Center	197	193	49	0	0	0	0
Domestic Violence and Sexual Assault	4	0	0	4	0	0	0
Hospital	6	6	0	0	0	0	0
Residential Care	2	0	0	0	2	0	0
Substance Abuse	21	4	11	0	0	0	11
<b>Sex</b>							
Female	133	124	36	4	1	0	7
Male	87	74	23	0	1	0	4
<b>Age</b>							
05-17	51	47	3	0	0	0	9
18-20	8	7	2	0	0	0	1
21-24	19	13	11	1	0	0	0
25-34	39	36	14	0	1	0	1
35-44	54	50	21	1	0	0	0
45-54	24	21	6	2	1	0	0
55-64	18	17	2	0	0	0	0
65-74	3	3	0	0	0	0	0
75-84	4	4	0	0	0	0	0
<b>Race</b>							
White	207	188	53	2	1	0	10
Black	1	1	0	0	0	0	0
Native American	9	7	4	1	1	0	1
Hispanic	3	2	2	1	0	0	0
<b>Presenting Problem/Diagnosis</b>							
Alcohol Abuse	17	8	15	0	0	0	1
Developmental Disorder	28	27	1	0	0	0	3
Mood Disorder	65	64	15	1	0	0	0
Non Alcohol/Drug Related Organic	3	3	0	0	0	0	0
Other Non-Psychotic	40	40	5	0	0	0	0
Other Psychotic	7	7	2	0	0	0	0
Personality Disorder	13	13	4	0	0	0	0
Schizophrenia	14	14	1	0	0	0	0
Social Conditions	21	18	7	3	0	0	1
Substance Related	12	7	10	0	0	0	1
Deferred/No Diagnosis	8	2	0	0	2	0	5
<b>Other Indicators</b>							
Deaf and Hearing Impaired	3	2	1	0	0	0	0
Dual Diagnosis	26	25	17	0	0	0	2
Homeless	5	3	1	2	0	0	0
SED (6-17)	20	19	0	0	0	0	3
SMI (If ever)	106	102	25	1	2	0	1

Notes: The same client may be counted in more than one category, e.g., clients can receive services under more than one contract source, in more than one "County of Residence," or may have multiple "Other Indicators." Please see Definition page for other considerations.

Oklahoma Department of Mental Health and Substance Abuse Services  
**Counts of Admitted Clients Served by Funding Source for Each County of Residence During FY1995**

**COUNTY OF RESIDENCE = KIOWA**

	Funding Source						
	Total	Mental Health	Substance Abuse	Domestic Violence	Residential Care	Medicaid	Other
<b>Total</b>							
Unduplicated Count	322	196	114	47	1	0	9
<b>Agency Type</b>							
Community Mental Health Center	238	194	71	0	0	0	9
Domestic Violence and Sexual Assault	47	0	0	47	0	0	0
Hospital	2	2	0	0	0	0	0
Residential Care	1	0	0	0	1	0	0
Substance Abuse	43	0	43	0	0	0	0
<b>Sex</b>							
Female	152	101	42	30	0	0	4
Male	170	95	72	17	1	0	5
<b>Age</b>							
0-04	9	2	1	4	0	0	3
05-17	67	43	3	21	0	0	2
18-20	12	9	1	2	0	0	0
21-24	25	13	13	2	0	0	0
25-34	78	51	34	4	0	0	2
35-44	73	38	36	13	1	0	1
45-54	34	26	14	1	0	0	1
55-64	16	8	10	0	0	0	0
65-74	7	5	2	0	0	0	0
75-84	1	1	0	0	0	0	0
<b>Race</b>							
White	244	159	76	35	1	0	8
Black	40	21	19	6	0	0	0
Native American	20	9	12	0	0	0	1
Hispanic	18	6	6	6	0	0	0
Asian	1	1	1	0	0	0	0
<b>Presenting Problem/Diagnosis</b>							
Alcohol Abuse	34	12	22	0	0	0	2
Developmental Disorder	9	9	0	0	0	0	0
Mood Disorder	71	57	29	0	0	0	0
Non Alcohol/Drug Related Organic	7	3	4	0	0	0	0
Other Non-Psychotic	27	26	5	0	0	0	0
Other Psychotic	10	6	5	0	0	0	0
Schizophrenia	27	13	23	0	0	0	2
Social Conditions	119	69	2	46	0	0	5
Substance Related	29	4	25	0	0	0	0
Deferred/No Diagnosis	3	0	1	1	1	0	0
<b>Other Indicators</b>							
Deaf and Hearing Impaired	5	2	2	0	1	0	0
Dual Diagnosis	41	33	12	0	0	0	1
Homeless	5	1	2	2	0	0	0
SED (6-17)	29	25	3	0	0	0	2
SMI (If ever)	108	61	76	5	1	0	2

Notes: The same client may be counted in more than one category, e.g., clients can receive services under more than one contract source, in more than one "County of Residence," or may have multiple "Other Indicators." Please see Definition page for other considerations.

Oklahoma Department of Mental Health and Substance Abuse Services  
 Counts of Admitted Clients Served by Funding Source for Each County of Residence During FY1995

COUNTY OF RESIDENCE = LATIMER

	Funding Source						
	Total	Mental Health	Substance Abuse	Domestic Violence	Residential Care	Medicaid	Other
<b>Total</b>							
Unduplicated Count	143	100	37	13	2	0	0
<b>Agency Type</b>							
Community Mental Health Center	100	99	4	0	0	0	0
Domestic Violence and Sexual Assault	13	0	0	13	0	0	0
Hospital	1	1	0	0	0	0	0
Residential Care	2	0	0	0	2	0	0
Substance Abuse	33	0	33	0	0	0	0
<b>Sex</b>							
Female	66	43	17	10	1	0	0
Male	77	57	20	3	1	0	0
<b>Age</b>							
0-04	4	0	1	3	0	0	0
05-17	32	23	3	6	0	0	0
18-20	3	2	1	0	0	0	0
21-24	8	2	7	0	0	0	0
25-34	33	21	13	4	1	0	0
35-44	29	23	6	0	1	0	0
45-54	19	15	5	0	0	0	0
55-64	9	8	1	0	0	0	0
65-74	5	5	0	0	0	0	0
75-84	1	1	0	0	0	0	0
<b>Race</b>							
White	114	81	29	7	1	0	0
Black	1	1	0	0	0	0	0
Native American	25	15	8	6	1	0	0
Hispanic	3	3	0	0	0	0	0
<b>Presenting Problem/Diagnosis</b>							
Alcohol Abuse	15	3	12	0	0	0	0
Developmental Disorder	15	15	0	0	0	0	0
Mood Disorder	29	28	3	0	0	0	0
Non Alcohol/Drug Related Organic	4	4	0	0	0	0	0
Other Non-Psychotic	14	13	1	0	0	0	0
Other Psychotic	10	9	0	0	1	0	0
Personality Disorder	1	1	0	0	0	0	0
Schizophrenia	19	19	0	0	0	0	0
Social Conditions	24	2	8	13	1	0	0
Substance Related	18	7	13	0	0	0	0
<b>Other Indicators</b>							
Deaf and Hearing Impaired	1	1	0	0	0	0	0
Dual Diagnosis	18	13	6	0	0	0	0
Homeless	6	3	4	0	0	0	0
SED (6-17)	19	19	0	0	0	0	0
SMI (If ever)	52	48	4	2	2	0	0

Notes: The same client may be counted in more than one category, e.g., clients can receive services under more than one contract source, in more than one "County of Residence," or may have multiple "Other Indicators." Please see Definition page for other considerations.

Oklahoma Department of Mental Health and Substance Abuse Services  
**Counts of Admitted Clients Served by Funding Source for Each County of Residence During FY1995**

**COUNTY OF RESIDENCE = LEFLORE**

	Funding Source						
	Total	Mental Health	Substance Abuse	Domestic Violence	Residential Care	Medicaid	Other
<b>Total</b>							
Unduplicated Count	620	386	87	171	2	0	1
<b>Agency Type</b>							
Community Mental Health Center	384	378	7	0	0	0	0
Domestic Violence and Sexual Assault	171	0	0	171	0	0	0
Hospital	10	10	0	0	0	0	0
Residential Care	2	0	0	0	2	0	0
Substance Abuse	82	0	81	0	0	0	1
<b>Sex</b>							
Female	353	199	37	137	0	0	0
Male	267	187	50	34	2	0	1
<b>Age</b>							
0-04	48	3	3	44	0	0	0
05-17	113	50	34	37	0	0	0
18-20	21	11	5	8	0	0	0
21-24	32	17	4	12	0	0	0
25-34	147	85	25	45	0	0	1
35-44	120	91	11	19	1	0	0
45-54	76	68	5	4	1	0	0
55-64	48	48	0	0	0	0	0
65-74	11	10	0	1	0	0	0
75-84	4	3	0	1	0	0	0
<b>Race</b>							
White	528	335	69	146	2	0	1
Black	15	8	5	2	0	0	0
Native American	74	41	13	22	0	0	0
Hispanic	3	2	0	1	0	0	0
<b>Presenting Problem/Diagnosis</b>							
Alcohol Abuse	44	15	29	1	0	0	0
Developmental Disorder	27	25	0	0	2	0	0
Mood Disorder	133	131	1	2	0	0	0
Non Alcohol/Drug Related Organic	5	5	0	0	0	0	0
Other Non-Psychotic	58	58	0	0	0	0	0
Other Psychotic	40	39	0	1	0	0	0
Personality Disorder	5	5	0	0	0	0	0
Schizophrenia	87	87	0	0	0	0	0
Social Conditions	167	2	7	164	0	0	0
Substance Related	68	22	51	1	0	0	1
Deferred/No Diagnosis	2	0	0	2	0	0	0
<b>Other Indicators</b>							
Deaf and Hearing Impaired	1	0	1	0	0	0	0
Dual Diagnosis	51	49	3	0	0	0	0
Homeless	22	8	5	10	0	0	0
SED (6-17)	21	21	0	0	0	0	0
SMI (If ever)	219	203	12	9	2	0	0

Notes: The same client may be counted in more than one category, e.g., clients can receive services under more than one contract source, in more than one "County of Residence," or may have multiple "Other Indicators." Please see Definition page for other considerations.

Oklahoma Department of Mental Health and Substance Abuse Services  
 Counts of Admitted Clients Served by Funding Source for Each County of Residence During FY1995

COUNTY OF RESIDENCE = LINCOLN

	Funding Source						
	Total	Mental Health	Substance Abuse	Domestic Violence	Residential Care	Medicaid	Other
<b>Total</b>							
Unduplicated Count	663	129	229	35	2	0	464
<b>Agency Type</b>							
Community Mental Health Center	530	110	138	0	0	0	462
Domestic Violence and Sexual Assault	35	0	0	35	0	0	0
Hospital	27	27	0	0	0	0	0
Other	4	3	1	0	0	0	0
Residential Care	2	0	0	0	2	0	0
Substance Abuse	94	0	91	0	0	0	3
<b>Sex</b>							
Female	375	55	119	24	1	0	281
Male	288	74	110	11	1	0	183
<b>Age</b>							
0-04	36	2	6	10	0	0	25
05-17	222	71	27	2	0	0	194
18-20	20	6	7	0	0	0	13
21-24	38	8	15	5	0	0	16
25-34	114	18	61	10	0	0	54
35-44	101	11	53	5	1	0	61
45-54	49	12	26	2	0	0	29
55-64	25	0	15	0	1	0	19
65-74	15	0	5	1	0	0	11
75-84	21	1	5	0	0	0	20
85+	22	0	9	0	0	0	22
<b>Race</b>							
White	574	111	191	31	2	0	404
Black	31	5	13	0	0	0	24
Native American	44	12	23	1	0	0	25
Hispanic	13	1	1	3	0	0	9
Asian	2	0	1	0	0	0	2
<b>Presenting Problem/Diagnosis</b>							
Alcohol Abuse	35	5	29	0	0	0	3
Developmental Disorder	41	20	3	0	0	0	37
Mood Disorder	123	23	54	0	2	0	90
Non Alcohol/Drug Related Organic	32	1	13	0	0	0	30
Other Non-Psychotic	83	22	19	0	0	0	77
Other Psychotic	20	9	10	0	0	0	11
Personality Disorder	4	0	3	0	0	0	1
Schizophrenia	38	7	28	0	0	0	25
Social Conditions	252	40	30	31	0	0	188
Substance Related	46	5	40	0	0	0	3
Deferred/No Diagnosis	6	0	2	4	0	0	0
<b>Other Indicators</b>							
Deaf and Hearing Impaired	9	0	5	0	0	0	7
Dual Diagnosis	47	14	27	0	0	0	27
Homeless	10	0	3	5	0	0	4
SED (6-17)	27	14	2	0	0	0	22
SMI (If ever)	175	31	110	4	2	0	111

Notes: The same client may be counted in more than one category, e.g., clients can receive services under more than one contract source, in more than one "County of Residence," or may have multiple "Other Indicators." Please see Definition page for other considerations.

Oklahoma Department of Mental Health and Substance Abuse Services  
 Counts of Admitted Clients Served by Funding Source for Each County of Residence During FY1995

**COUNTY OF RESIDENCE = LOGAN**

	Funding Source						
	Total	Mental Health	Substance Abuse	Domestic Violence	Residential Care	Medicaid	Other
<b>Total</b>							
Unduplicated Count	519	296	238	25	0	0	19
<b>Agency Type</b>							
Community Mental Health Center	277	276	16	0	0	0	2
Domestic Violence and Sexual Assault	25	1	0	25	0	0	0
Hospital	22	22	0	0	0	0	0
Substance Abuse	225	12	223	0	0	0	17
<b>Sex</b>							
Female	247	153	95	17	0	0	8
Male	272	143	143	8	0	0	11
<b>Age</b>							
0-04	15	3	8	5	0	0	4
05-17	166	95	76	8	0	0	9
18-20	19	11	7	1	0	0	0
21-24	34	18	19	0	0	0	1
25-34	105	48	59	9	0	0	3
35-44	106	67	47	2	0	0	2
45-54	46	31	16	0	0	0	0
55-64	18	14	5	0	0	0	0
65-74	7	6	1	0	0	0	0
75-84	2	2	0	0	0	0	0
85+	1	1	0	0	0	0	0
<b>Race</b>							
White	405	234	183	16	0	0	7
Black	77	47	31	5	0	0	3
Native American	24	8	18	2	0	0	5
Hispanic	13	8	5	2	0	0	4
Asian	1	0	1	0	0	0	0
<b>Presenting Problem/Diagnosis</b>							
Alcohol Abuse	85	15	74	1	0	0	2
Developmental Disorder	45	45	0	0	0	0	1
Mood Disorder	121	120	7	0	0	0	1
Non Alcohol/Drug Related Organic	9	9	0	0	0	0	0
Other Non-Psychotic	54	53	5	0	0	0	0
Other Psychotic	16	16	1	0	0	0	0
Schizophrenia	29	29	1	0	0	0	0
Social Conditions	105	13	79	21	0	0	8
Substance Related	77	8	71	1	0	0	7
Deferred/No Diagnosis	4	0	2	2	0	0	0
<b>Other Indicators</b>							
Deaf and Hearing Impaired	6	3	3	0	0	0	0
Dual Diagnosis	52	48	10	0	0	0	0
Homeless	27	11	9	12	0	0	1
SED (6-17)	78	76	2	0	0	0	2
SMI (If ever)	173	156	36	4	0	0	0

Notes: The same client may be counted in more than one category, e.g., clients can receive services under more than one contract source, in more than one "County of Residence," or may have multiple "Other Indicators." Please see Definition page for other considerations.

Oklahoma Department of Mental Health and Substance Abuse Services  
 Counts of Admitted Clients Served by Funding Source for Each County of Residence During FY1995

COUNTY OF RESIDENCE = LOVE

	Funding Source						
	Total	Mental Health	Substance Abuse	Domestic Violence	Residential Care	Medicaid	Other
<b>Total</b>							
Unduplicated Count	169	121	65	9	0	0	4
<b>Agency Type</b>							
Community Mental Health Center	155	118	60	0	0	0	3
Domestic Violence and Sexual Assault	9	0	0	9	0	0	0
Hospital	4	4	0	0	0	0	0
Substance Abuse	8	0	7	0	0	0	1
<b>Sex</b>							
Female	88	62	33	7	0	0	2
Male	81	59	32	2	0	0	2
<b>Age</b>							
0-04	15	12	0	3	0	0	0
05-17	30	29	0	1	0	0	0
18-20	8	6	2	0	0	0	0
21-24	10	8	3	1	0	0	1
25-34	35	26	16	3	0	0	1
35-44	44	29	26	0	0	0	1
45-54	18	6	11	1	0	0	1
55-64	7	5	5	0	0	0	0
65-74	2	0	2	0	0	0	0
<b>Race</b>							
White	152	110	62	6	0	0	3
Black	4	2	1	1	0	0	1
Native American	10	6	2	2	0	0	0
Hispanic	3	3	0	0	0	0	0
<b>Presenting Problem/Diagnosis</b>							
Alcohol Abuse	12	8	9	0	0	0	1
Developmental Disorder	9	9	0	0	0	0	0
Mood Disorder	35	26	14	0	0	0	1
Non Alcohol/Drug Related Organic	3	2	1	0	0	0	0
Other Non-Psychotic	26	23	4	0	0	0	0
Other Psychotic	11	8	8	0	0	0	0
Schizophrenia	20	3	18	0	0	0	0
Social Conditions	43	33	1	9	0	0	2
Substance Related	14	9	11	0	0	0	0
<b>Other Indicators</b>							
Deaf and Hearing Impaired	2	1	1	0	0	0	0
Dual Diagnosis	27	19	17	0	0	0	1
Homeless	1	1	0	0	0	0	0
SED (6-17)	6	6	0	0	0	0	0
SMI (If ever)	55	21	43	2	0	0	1

Notes: The same client may be counted in more than one category, e.g., clients can receive services under more than one contract source, in more than one "County of Residence," or may have multiple "Other Indicators." Please see Definition page for other considerations.



Oklahoma Department of Mental Health and Substance Abuse Services  
**Counts of Admitted Clients Served by Funding Source for Each County of Residence During FY1995**

**COUNTY OF RESIDENCE = MAJOR**

	Funding Source						
	Total	Mental Health	Substance Abuse	Domestic Violence	Residential Care	Medicaid	Other
<b>Total</b>							
Unduplicated Count	79	64	11	8	0	0	1
<b>Agency Type</b>							
Community Mental Health Center	62	62	3	0	0	0	0
Domestic Violence and Sexual Assault	8	0	0	8	0	0	0
Hospital	1	1	0	0	0	0	0
Substance Abuse	9	1	8	0	0	0	1
<b>Sex</b>							
Female	39	29	3	8	0	0	0
Male	40	35	8	0	0	0	1
<b>Age</b>							
0-04	3	0	0	3	0	0	0
05-17	15	14	1	0	0	0	1
18-20	6	5	2	2	0	0	0
21-24	9	5	2	2	0	0	0
25-34	17	13	3	1	0	0	0
35-44	13	12	2	0	0	0	0
45-54	8	8	0	0	0	0	0
55-64	5	4	1	0	0	0	0
65-74	3	3	0	0	0	0	0
<b>Race</b>							
White	76	62	10	8	0	0	1
Black	1	0	1	0	0	0	0
Hispanic	2	2	0	0	0	0	0
<b>Presenting Problem/Diagnosis</b>							
Alcohol Abuse	5	2	3	1	0	0	0
Developmental Disorder	2	2	0	0	0	0	0
Mood Disorder	22	22	0	0	0	0	0
Non Alcohol/Drug Related Organic	3	3	0	0	0	0	0
Other Non-Psychotic	14	14	0	0	0	0	0
Other Psychotic	2	2	0	0	0	0	0
Schizophrenia	3	3	0	0	0	0	0
Social Conditions	22	16	2	6	0	0	0
Substance Related	6	0	6	0	0	0	1
Deferred/No Diagnosis	1	0	0	1	0	0	0
<b>Other Indicators</b>							
Deaf and Hearing Impaired	1	1	0	0	0	0	0
Dual Diagnosis	4	4	1	0	0	0	0
Homeless	7	2	0	5	0	0	0
SED (6-17)	2	2	0	0	0	0	0
SMI (If ever)	35	32	3	1	0	0	0

Notes: The same client may be counted in more than one category, e.g., clients can receive services under more than one contract source, in more than one "County of Residence," or may have multiple "Other Indicators." Please see Definition page for other considerations.

Oklahoma Department of Mental Health and Substance Abuse Services  
 Counts of Admitted Clients Served by Funding Source for Each County of Residence During FY1995

COUNTY OF RESIDENCE = MARSHALL

	Funding Source						
	Total	Mental Health	Substance Abuse	Domestic Violence	Residential Care	Medicaid	Other
<b>Total</b>							
Unduplicated Count	296	228	131	11	0	0	7
<b>Agency Type</b>							
Community Mental Health Center	257	217	112	0	0	0	7
Domestic Violence and Sexual Assault	11	0	0	11	0	0	0
Hospital	18	18	0	0	0	0	0
Substance Abuse	25	0	25	0	0	0	0
<b>Sex</b>							
Female	159	132	54	9	0	0	4
Male	137	96	77	2	0	0	3
<b>Age</b>							
0-04	4	2	0	2	0	0	1
05-17	43	39	3	1	0	0	1
18-20	11	10	4	0	0	0	0
21-24	27	21	8	2	0	0	1
25-34	67	44	34	5	0	0	3
35-44	75	57	42	1	0	0	1
45-54	39	32	21	0	0	0	0
55-64	19	14	10	0	0	0	0
65-74	4	2	3	0	0	0	0
75-84	4	4	3	0	0	0	0
85+	3	3	3	0	0	0	0
<b>Race</b>							
White	257	199	112	11	0	0	5
Black	5	3	3	0	0	0	0
Native American	19	14	10	0	0	0	1
Hispanic	14	11	5	0	0	0	1
Asian	1	1	1	0	0	0	0
<b>Presenting Problem/Diagnosis</b>							
Alcohol Abuse	39	22	30	0	0	0	0
Developmental Disorder	8	8	0	0	0	0	0
Mood Disorder	79	65	34	0	0	0	1
Non Alcohol/Drug Related Organic	5	4	5	0	0	0	0
Other Non-Psychotic	36	32	9	0	0	0	1
Other Psychotic	12	11	4	0	0	0	0
Personality Disorder	7	6	2	0	0	0	0
Schizophrenia	14	11	12	0	0	0	0
Social Conditions	71	59	7	10	0	0	4
Substance Related	30	13	29	0	0	0	1
Deferred/No Diagnosis	1	0	0	1	0	0	0
<b>Other Indicators</b>							
Deaf and Hearing Impaired	2	1	1	0	0	0	0
Dual Diagnosis	46	35	27	0	0	0	0
Homeless	10	6	5	1	0	0	0
SED (6-17)	2	2	1	0	0	0	0
SMI (If ever)	88	62	60	2	0	0	0

Notes: The same client may be counted in more than one category, e.g., clients can receive services under more than one contract source, in more than one "County of Residence," or may have multiple "Other Indicators." Please see Definition page for other considerations.

Oklahoma Department of Mental Health and Substance Abuse Services  
**Counts of Admitted Clients Served by Funding Source for Each County of Residence During FY1995**  
**COUNTY OF RESIDENCE = MAYES**

	Funding Source						
	Total	Mental Health	Substance Abuse	Domestic Violence	Residential Care	Medicaid	Other
<b>Total</b>							
Unduplicated Count	791	470	354	104	78	0	30
<b>Agency Type</b>							
Community Mental Health Center	497	434	237	0	0	0	25
Domestic Violence and Sexual Assault	106	1	2	104	0	0	0
Hospital	57	57	0	0	0	0	0
Other	1	0	1	0	0	0	0
Residential Care	78	0	0	0	78	0	0
Substance Abuse	122	0	120	0	0	0	5
<b>Sex</b>							
Female	426	271	184	90	17	0	12
Male	365	199	170	14	61	0	18
<b>Age</b>							
0-04	13	6	0	8	0	0	1
05-17	192	140	54	22	0	0	13
18-20	33	19	8	10	1	0	2
21-24	47	32	19	9	4	0	1
25-34	196	106	96	34	15	0	10
35-44	153	73	83	14	30	0	1
45-54	76	46	45	5	12	0	2
55-64	50	28	30	2	11	0	0
65-74	18	9	13	0	4	0	0
75-84	11	9	5	0	1	0	0
85+	2	2	1	0	0	0	0
<b>Race</b>							
White	592	370	272	66	53	0	21
Black	19	9	7	0	10	0	0
Native American	165	82	67	38	12	0	9
Hispanic	13	8	8	0	1	0	0
Asian	4	2	1	0	2	0	0
<b>Presenting Problem/Diagnosis</b>							
Alcohol Abuse	59	9	53	0	2	0	2
Developmental Disorder	88	60	10	6	14	0	12
Mood Disorder	201	163	101	2	15	0	4
Non Alcohol/Drug Related Organic	6	5	3	0	0	0	1
Other Non-Psychotic	180	148	65	0	0	0	6
Other Psychotic	52	26	19	0	21	0	1
Personality Disorder	7	5	3	0	0	0	1
Schizophrenia	62	46	55	0	0	0	0
Social Conditions	109	5	5	76	24	0	0
Substance Related	54	15	45	0	0	0	3
Deferred/No Diagnosis	23	0	0	21	2	0	0
<b>Other Indicators</b>							
Deaf and Hearing Impaired	17	7	15	0	0	0	0
Dual Diagnosis	107	83	58	0	4	0	0
Homeless	48	12	7	29	3	0	0
SED (6-17)	44	43	11	0	0	0	6
SMI (If ever)	291	174	161	14	78	0	8

Notes: The same client may be counted in more than one category, e.g., clients can receive services under more than one contract source, in more than one "County of Residence," or may have multiple "Other Indicators." Please see Definition page for other considerations.

Oklahoma Department of Mental Health and Substance Abuse Services  
 Counts of Admitted Clients Served by Funding Source for Each County of Residence During FY1995

COUNTY OF RESIDENCE = MCCLAIN

	Funding Source						
	Total	Mental Health	Substance Abuse	Domestic Violence	Residential Care	Medicaid	Other
<b>Total</b>							
Unduplicated Count	201	111	68	20	1	0	8
<b>Agency Type</b>							
Community Mental Health Center	99	88	7	0	0	0	8
Domestic Violence and Sexual Assault	20	0	0	20	0	0	0
Hospital	20	20	0	0	0	0	0
Other	6	6	0	0	0	0	0
Residential Care	1	0	0	0	1	0	0
Substance Abuse	61	0	61	0	0	0	0
<b>Sex</b>							
Female	93	54	27	13	1	0	1
Male	108	57	41	7	0	0	7
<b>Age</b>							
0-04	3	1	0	2	0	0	0
05-17	43	27	7	8	0	0	1
18-20	5	0	4	1	0	0	0
21-24	9	4	4	1	0	0	0
25-34	47	21	21	4	0	0	1
35-44	34	18	17	1	0	0	0
45-54	28	16	10	2	1	0	2
55-64	24	18	5	1	0	0	2
65-74	7	5	0	0	0	0	2
75-84	1	1	0	0	0	0	0
<b>Race</b>							
White	167	92	55	17	1	0	7
Black	8	5	2	0	0	0	1
Native American	24	12	11	3	0	0	0
Hispanic	2	2	0	0	0	0	0
<b>Presenting Problem/Diagnosis</b>							
Alcohol Abuse	28	5	25	0	0	0	0
Developmental Disorder	11	10	1	0	0	0	1
Mood Disorder	45	42	2	1	0	0	2
Non Alcohol/Drug Related Organic	7	5	0	0	0	0	2
Other Non-Psychotic	16	15	0	0	0	0	1
Other Psychotic	9	7	0	0	1	0	1
Schizophrenia	22	21	0	0	0	0	1
Social Conditions	38	8	11	19	0	0	0
Substance Related	32	3	29	0	0	0	0
<b>Other Indicators</b>							
Dual Diagnosis	21	19	1	0	0	0	1
Homeless	11	3	1	7	0	0	0
SED (6-17)	18	18	0	0	0	0	0
SMI (If ever)	79	58	15	4	1	0	4

Notes: The same client may be counted in more than one category, e.g., clients can receive services under more than one contract source, in more than one "County of Residence," or may have multiple "Other Indicators." Please see Definition page for other considerations.

Oklahoma Department of Mental Health and Substance Abuse Services  
 Counts of Admitted Clients Served by Funding Source for Each County of Residence During FY1995

COUNTY OF RESIDENCE = MCCURTAIN

	Funding Source						
	Total	Mental Health	Substance Abuse	Domestic Violence	Residential Care	Medicaid	Other
<b>Total</b>							
Unduplicated Count	874	358	264	294	8	0	2
<b>Agency Type</b>							
Community Mental Health Center	350	349	3	0	0	0	0
Domestic Violence and Sexual Assault	294	0	0	294	0	0	0
Hospital	9	9	0	0	0	0	0
Residential Care	8	0	0	0	8	0	0
Substance Abuse	262	2	261	0	0	0	2
<b>Sex</b>							
Female	478	205	105	201	1	0	0
Male	396	153	159	93	7	0	2
<b>Age</b>							
0-04	58	20	8	35	0	0	0
05-17	149	63	33	57	0	0	0
18-20	32	8	10	17	0	0	0
21-24	66	11	30	28	0	0	0
25-34	228	67	89	84	4	0	1
35-44	189	86	64	51	3	0	1
45-54	91	56	19	17	1	0	0
55-64	49	36	10	5	0	0	0
65-74	9	8	1	0	0	0	0
75-84	3	3	0	0	0	0	0
<b>Race</b>							
White	589	258	180	180	4	0	1
Black	152	59	45	50	2	0	1
Native American	110	35	35	49	2	0	0
Hispanic	24	6	3	16	0	0	0
Asian	1	0	1	0	0	0	0
<b>Presenting Problem/Diagnosis</b>							
Alcohol Abuse	98	9	91	4	0	0	0
Developmental Disorder	20	14	0	5	1	0	0
Mood Disorder	128	121	0	8	1	0	0
Non Alcohol/Drug Related Organic	3	3	0	0	0	0	0
Other Non-Psychotic	93	93	0	0	0	0	0
Other Psychotic	39	36	0	0	3	0	0
Personality Disorder	1	1	0	0	0	0	0
Schizophrenia	70	69	1	0	0	0	0
Social Conditions	311	4	39	274	2	0	0
Substance Related	147	9	136	1	1	0	2
Deferred/No Diagnosis	3	0	1	2	0	0	0
<b>Other Indicators</b>							
Deaf and Hearing Impaired	4	3	1	0	0	0	0
Dual Diagnosis	53	50	2	0	2	0	0
Homeless	51	0	15	30	6	0	0
SED (6-17)	41	38	3	0	0	0	0
SMI (If ever)	221	194	20	18	8	0	0

Notes: The same client may be counted in more than one category, e.g., clients can receive services under more than one contract source, in more than one "County of Residence," or may have multiple "Other Indicators." Please see Definition page for other considerations.

Oklahoma Department of Mental Health and Substance Abuse Services  
**Counts of Admitted Clients Served by Funding Source for Each County of Residence During FY1995**

**COUNTY OF RESIDENCE = MCINTOSH**

	Funding Source						
	Total	Mental Health	Substance Abuse	Domestic Violence	Residential Care	Medicaid	Other
<b>Total</b>							
Unduplicated Count	583	407	360	8	56	0	3
<b>Agency Type</b>							
Community Mental Health Center	433	388	250	0	0	0	0
Domestic Violence and Sexual Assault	8	0	0	8	0	0	0
Hospital	28	28	0	0	0	0	0
Other	1	0	1	0	0	0	0
Residential Care	56	0	0	0	56	0	0
Substance Abuse	123	0	123	0	0	0	3
<b>Sex</b>							
Female	302	217	200	7	23	0	1
Male	281	190	160	1	33	0	2
<b>Age</b>							
0-04	16	13	2	2	0	0	0
05-17	135	110	51	0	0	0	0
18-20	49	35	19	0	3	0	0
21-24	35	20	27	0	1	0	0
25-34	117	75	86	3	11	0	1
35-44	124	79	96	2	21	0	1
45-54	71	46	53	1	17	0	1
55-64	23	17	19	0	1	0	0
65-74	10	10	5	0	2	0	0
75-84	3	2	2	0	0	0	0
<b>Race</b>							
White	436	312	263	6	36	0	1
Black	45	36	28	0	9	0	0
Native American	97	59	62	2	11	0	2
Hispanic	7	0	7	0	0	0	0
<b>Presenting Problem/Diagnosis</b>							
Alcohol Abuse	50	5	50	0	0	0	2
Developmental Disorder	100	47	9	0	53	0	0
Mood Disorder	123	109	90	0	0	0	0
Non Alcohol/Drug Related Organic	7	5	7	0	0	0	0
Other Non-Psychotic	61	58	31	0	0	0	0
Other Psychotic	24	20	12	0	1	0	0
Personality Disorder	5	5	3	0	0	0	0
Schizophrenia	62	58	55	0	0	0	0
Social Conditions	151	86	69	6	1	0	0
Substance Related	54	20	46	0	0	0	1
Deferred/No Diagnosis	5	2	0	2	1	0	0
<b>Other Indicators</b>							
Deaf and Hearing Impaired	6	4	5	0	0	0	0
Dual Diagnosis	79	62	61	0	0	0	0
Homeless	22	9	11	2	5	0	0
SED (6-17)	75	75	19	0	0	0	0
SMI (If ever)	302	234	221	2	56	0	1

Notes: The same client may be counted in more than one category, e.g., clients can receive services under more than one contract source, in more than one "County of Residence," or may have multiple "Other Indicators." Please see Definition page for other considerations.

Oklahoma Department of Mental Health and Substance Abuse Services  
 Counts of Admitted Clients Served by Funding Source for Each County of Residence During FY1995

COUNTY OF RESIDENCE = MURRAY

	Funding Source						
	Total	Mental Health	Substance Abuse	Domestic Violence	Residential Care	Medicaid	Other
<b>Total</b>							
Unduplicated Count	317	198	150	4	5	0	10
<b>Agency Type</b>							
Community Mental Health Center	288	193	130	0	0	0	10
Domestic Violence and Sexual Assault	4	0	0	4	0	0	0
Hospital	12	12	0	0	0	0	0
Residential Care	5	0	0	0	5	0	0
Substance Abuse	23	0	23	0	0	0	0
<b>Sex</b>							
Female	176	112	77	3	1	0	6
Male	141	86	73	1	4	0	4
<b>Age</b>							
0-04	4	2	2	0	0	0	0
05-17	62	56	3	1	0	0	4
18-20	10	8	3	0	0	0	0
21-24	23	19	7	1	0	0	2
25-34	77	46	36	1	3	0	3
35-44	75	38	54	1	0	0	0
45-54	40	17	26	0	2	0	1
55-64	18	9	11	0	0	0	0
65-74	6	2	6	0	0	0	0
75-84	2	1	2	0	0	0	0
<b>Race</b>							
White	266	168	126	2	4	0	10
Black	14	8	8	0	1	0	0
Native American	33	18	16	2	0	0	0
Hispanic	4	4	0	0	0	0	0
<b>Presenting Problem/Diagnosis</b>							
Alcohol Abuse	24	12	19	0	0	0	0
Developmental Disorder	38	31	2	0	5	0	3
Mood Disorder	126	94	46	0	0	0	0
Non Alcohol/Drug Related Organic	3	2	1	0	0	0	0
Other Non-Psychotic	42	34	14	0	0	0	0
Other Psychotic	11	5	9	0	0	0	0
Personality Disorder	1	0	1	0	0	0	0
Schizophrenia	38	8	35	0	0	0	0
Social Conditions	22	10	4	4	0	0	6
Substance Related	22	7	21	0	0	0	1
<b>Other Indicators</b>							
Deaf and Hearing Impaired	11	9	4	0	0	0	1
Dual Diagnosis	35	21	22	0	0	0	0
Homeless	10	5	4	1	0	0	0
SED (6-17)	12	11	1	0	0	0	2
SMI (If ever)	135	50	109	0	5	0	2

Notes: The same client may be counted in more than one category, e.g., clients can receive services under more than one contract source, in more than one "County of Residence," or may have multiple "Other Indicators." Please see Definition page for other considerations.

Oklahoma Department of Mental Health and Substance Abuse Services  
 Counts of Admitted Clients Served by Funding Source for Each County of Residence During FY1995

COUNTY OF RESIDENCE = MUSKOGEE

	Funding Source						
	Total	Mental Health	Substance Abuse	Domestic Violence	Residential Care	Medicaid	Other
<b>Total</b>							
Unduplicated Count	2,889	2,391	1,023	269	42	2	10
<b>Agency Type</b>							
Community Mental Health Center	2,379	2,288	772	0	0	2	3
Domestic Violence and Sexual Assault	270	0	1	269	0	0	1
Hospital	183	183	0	0	0	0	0
Other	4	0	4	0	0	0	0
Residential Care	42	0	0	0	42	0	0
Substance Abuse	265	5	265	0	0	0	6
<b>Sex</b>							
Female	1,574	1,307	537	207	14	1	5
Male	1,315	1,084	486	62	28	1	5
<b>Age</b>							
0-04	167	96	14	67	0	0	0
05-17	853	774	73	68	0	2	1
18-20	135	119	30	15	3	0	0
21-24	171	121	68	23	1	0	0
25-34	575	439	263	49	1	0	3
35-44	516	424	251	37	11	0	3
45-54	263	231	170	6	10	0	3
55-64	130	117	96	2	12	0	0
65-74	60	52	41	2	4	0	0
75-84	16	15	14	0	0	0	0
85+	3	3	3	0	0	0	0
<b>Race</b>							
White	1,972	1,693	686	148	22	0	7
Black	580	475	220	55	17	2	1
Native American	308	209	111	55	3	0	1
Hispanic	30	14	5	11	0	0	1
Asian	4	3	1	0	0	0	0
<b>Presenting Problem/Diagnosis</b>							
Alcohol Abuse	174	57	131	0	1	0	5
Developmental Disorder	215	203	23	1	10	1	0
Mood Disorder	658	623	284	1	16	0	2
Non Alcohol/Drug Related Organic	19	19	10	0	0	0	0
Other Non-Psychotic	364	363	64	0	0	0	0
Other Psychotic	121	107	63	1	5	0	0
Personality Disorder	32	32	11	0	0	0	0
Schizophrenia	175	168	149	0	0	0	0
Social Conditions	1,009	753	113	231	4	1	1
Substance Related	239	85	184	0	0	0	2
Deferred/No Diagnosis	87	40	11	35	8	0	0
<b>Other Indicators</b>							
Deaf and Hearing Impaired	30	12	24	0	0	0	0
Dual Diagnosis	318	295	142	1	0	0	1
Homeless	175	67	65	60	18	0	2
SED (6-17)	277	274	22	0	0	1	1
SMI (If ever)	1,078	971	689	44	41	0	4

Notes: The same client may be counted in more than one category, e.g., clients can receive services under more than one contract source, in more than one "County of Residence," or may have multiple "Other Indicators." Please see Definition page for other considerations.



Oklahoma Department of Mental Health and Substance Abuse Services  
**Counts of Admitted Clients Served by Funding Source for Each County of Residence During FY1995**

**COUNTY OF RESIDENCE = NOBLE**

	Funding Source						
	Total	Mental Health	Substance Abuse	Domestic Violence	Residential Care	Medicaid	Other
<b>Total</b>							
Unduplicated Count	242	119	108	18	13	0	15
<b>Agency Type</b>							
Community Mental Health Center	130	115	28	0	0	0	14
Domestic Violence and Sexual Assault	13	0	0	13	0	0	0
Hospital	8	8	0	0	0	0	0
Other	5	0	0	5	0	0	0
Residential Care	13	0	0	0	13	0	0
Substance Abuse	81	0	80	0	0	0	1
<b>Sex</b>							
Female	119	72	36	16	3	0	8
Male	123	47	72	2	10	0	7
<b>Age</b>							
0-04	12	4	2	3	0	0	4
05-17	38	26	3	1	0	0	9
18-20	16	8	8	0	1	0	0
21-24	16	3	11	3	0	0	0
25-34	66	32	34	5	3	0	0
35-44	46	26	18	5	2	0	2
45-54	28	11	18	1	4	0	0
55-64	15	6	11	0	2	0	0
65-74	3	2	2	0	0	0	0
75-84	2	1	1	0	1	0	0
<b>Race</b>							
White	202	108	83	16	12	0	10
Black	10	5	4	1	1	0	1
Native American	27	4	21	1	0	0	3
Hispanic	3	2	0	0	0	0	1
<b>Presenting Problem/Diagnosis</b>							
Alcohol Abuse	63	1	59	2	1	0	1
Developmental Disorder	13	9	0	0	1	0	4
Mood Disorder	37	28	10	0	7	0	1
Non Alcohol/Drug Related Organic	1	1	1	0	0	0	0
Other Non-Psychotic	33	30	0	0	0	0	4
Other Psychotic	11	8	3	0	3	0	0
Personality Disorder	3	3	2	0	0	0	0
Schizophrenia	9	8	8	0	0	0	0
Social Conditions	56	33	4	16	0	0	5
Substance Related	21	2	20	0	0	0	0
Deferred/No Diagnosis	2	1	1	0	1	0	0
<b>Other Indicators</b>							
Deaf and Hearing Impaired	1	1	0	0	0	0	0
Dual Diagnosis	13	10	6	0	0	0	1
Homeless	32	6	20	7	0	0	0
SED (6-17)	12	7	0	0	0	0	6
SMI (If ever)	65	40	34	2	13	0	1

Notes: The same client may be counted in more than one category, e.g., clients can receive services under more than one contract source, in more than one "County of Residence," or may have multiple "Other Indicators." Please see Definition page for other considerations.

Oklahoma Department of Mental Health and Substance Abuse Services  
**Counts of Admitted Clients Served by Funding Source for Each County of Residence During FY1995**

**COUNTY OF RESIDENCE = NOWATA**

	Funding Source						
	Total	Mental Health	Substance Abuse	Domestic Violence	Residential Care	Medicaid	Other
<b>Total</b>							
Unduplicated Count	161	100	75	26	1	0	2
<b>Agency Type</b>							
Community Mental Health Center	109	90	57	0	0	0	0
Domestic Violence and Sexual Assault	26	0	0	26	0	0	0
Hospital	12	12	0	0	0	0	0
Other	1	0	1	0	0	0	0
Residential Care	1	0	0	0	1	0	0
Substance Abuse	18	0	17	0	0	0	2
<b>Sex</b>							
Female	85	52	44	14	1	0	1
Male	76	48	31	12	0	0	1
<b>Age</b>							
0-04	3	3	0	0	0	0	0
05-17	35	24	3	9	0	0	0
18-20	5	4	1	1	0	0	0
21-24	9	4	7	1	0	0	0
25-34	29	15	14	5	0	0	2
35-44	42	24	25	9	1	0	0
45-54	21	15	13	1	0	0	0
55-64	12	6	10	0	0	0	0
65-74	2	2	1	0	0	0	0
75-84	3	3	1	0	0	0	0
<b>Race</b>							
White	120	70	50	24	0	0	2
Black	11	9	8	0	0	0	0
Native American	28	19	17	2	1	0	0
Hispanic	2	2	0	0	0	0	0
<b>Presenting Problem/Diagnosis</b>							
Alcohol Abuse	12	4	9	0	0	0	1
Developmental Disorder	20	20	0	0	0	0	0
Mood Disorder	41	35	26	0	1	0	0
Non Alcohol/Drug Related Organic	1	1	0	0	0	0	0
Other Non-Psychotic	34	32	14	0	0	0	0
Other Psychotic	3	2	2	0	0	0	0
Personality Disorder	2	2	0	0	0	0	0
Schizophrenia	15	6	11	0	0	0	0
Social Conditions	27	0	2	25	0	0	0
Substance Related	11	0	11	0	0	0	1
Deferred/No Diagnosis	2	0	1	1	0	0	0
<b>Other Indicators</b>							
Deaf and Hearing Impaired	2	1	1	0	0	0	0
Dual Diagnosis	12	11	4	0	0	0	0
Homeless	10	1	1	7	1	0	0
SED (6-17)	10	10	0	0	0	0	0
SMI (If ever)	51	34	36	0	1	0	0

Notes: The same client may be counted in more than one category, e.g., clients can receive services under more than one contract source, in more than one "County of Residence," or may have multiple "Other Indicators." Please see Definition page for other considerations.

Oklahoma Department of Mental Health and Substance Abuse Services  
**Counts of Admitted Clients Served by Funding Source for Each County of Residence During FY1995**

**COUNTY OF RESIDENCE = OKFUSKEE**

	Funding Source						
	Total	Mental Health	Substance Abuse	Domestic Violence	Residential Care	Medicaid	Other
<b>Total</b>							
Unduplicated Count	300	146	209	27	39	0	2
<b>Agency Type</b>							
Community Mental Health Center	215	118	178	0	0	0	1
Domestic Violence and Sexual Assault	28	0	0	27	0	0	1
Hospital	33	33	0	0	0	0	0
Residential Care	39	0	0	0	39	0	0
Substance Abuse	31	0	31	0	0	0	0
<b>Sex</b>							
Female	134	66	81	18	19	0	0
Male	166	80	128	9	20	0	2
<b>Age</b>							
0-04	6	0	1	5	0	0	0
05-17	26	17	6	7	0	0	0
18-20	13	9	8	0	0	0	0
21-24	14	6	11	0	1	0	1
25-34	64	30	45	6	5	0	1
35-44	85	40	69	6	13	0	0
45-54	45	23	31	3	8	0	0
55-64	30	14	27	0	7	0	0
65-74	13	6	8	0	4	0	0
75-84	4	1	3	0	1	0	0
<b>Race</b>							
White	182	98	119	17	17	0	2
Black	75	36	61	4	21	0	0
Native American	35	10	24	3	1	0	0
Hispanic	7	2	3	3	0	0	0
Asian	2	1	2	0	0	0	0
<b>Presenting Problem/Diagnosis</b>							
Alcohol Abuse	28	3	26	0	1	0	0
Developmental Disorder	14	11	5	0	2	0	0
Mood Disorder	62	45	33	0	2	0	1
Non Alcohol/Drug Related Organic	10	3	9	0	0	0	0
Other Non-Psychotic	23	20	12	0	0	0	0
Other Psychotic	43	20	23	0	16	0	0
Personality Disorder	5	2	5	0	0	0	0
Schizophrenia	83	40	77	0	0	0	0
Social Conditions	51	1	6	26	18	0	1
Substance Related	16	4	13	0	0	0	0
Deferred/No Diagnosis	2	1	0	1	0	0	0
<b>Other Indicators</b>							
Deaf and Hearing Impaired	4	3	2	0	0	0	0
Dual Diagnosis	42	27	28	0	3	0	1
Homeless	19	2	1	4	12	0	0
SED (6-17)	16	15	5	0	0	0	0
SMI (If ever)	198	99	169	2	39	0	1

Notes: The same client may be counted in more than one category, e.g., clients can receive services under more than one contract source, in more than one "County of Residence," or may have multiple "Other Indicators." Please see Definition page for other considerations.

Oklahoma Department of Mental Health and Substance Abuse Services  
**Counts of Admitted Clients Served by Funding Source for Each County of Residence During FY1995**

**COUNTY OF RESIDENCE = OKLAHOMA**

	Funding Source						
	Total	Mental Health	Substance Abuse	Domestic Violence	Residential Care	Medicaid	Other
<b>Total</b>							
Unduplicated Count	12,887	4,720	7,232	1,269	162	2	2,578
<b>Agency Type</b>							
Community Mental Health Center	8,417	4,339	4,019	0	0	2	2,463
Domestic Violence and Sexual Assault	1,268	0	0	1,268	0	0	0
Hospital	781	781	0	0	0	0	0
Other	70	69	0	1	0	0	0
Residential Care	162	0	0	0	162	0	0
Substance Abuse	3,371	19	3,340	0	0	0	116
<b>Sex</b>							
Female	6,417	2,211	3,355	915	58	1	1,462
Male	6,470	2,509	3,877	354	104	1	1,116
<b>Age</b>							
0-04	508	157	94	237	0	0	78
05-17	2,369	1,448	586	263	0	0	523
18-20	431	147	229	58	8	0	70
21-24	809	324	443	100	14	0	129
25-34	2,955	1,038	1,845	332	35	1	448
35-44	3,108	977	2,129	199	57	1	507
45-54	1,312	366	935	62	27	0	258
55-64	664	162	485	12	15	0	172
65-74	391	47	285	6	5	0	181
75-84	216	27	139	0	1	0	134
85+	124	27	62	0	0	0	78
<b>Race</b>							
White	8,649	3,256	4,970	689	114	2	1,586
Black	3,177	1,051	1,662	453	34	0	837
Native American	573	208	342	64	8	0	84
Hispanic	449	176	226	58	3	0	54
Asian	86	38	43	8	3	0	18
<b>Presenting Problem/Diagnosis</b>							
Alcohol Abuse	1,561	430	1,253	0	1	0	50
Developmental Disorder	678	540	68	1	6	0	209
Mood Disorder	3,073	1,479	1,588	0	79	0	813
Non Alcohol/Drug Related Organic	326	66	212	0	0	0	161
Other Non-Psychotic	1,357	788	303	0	0	1	551
Other Psychotic	875	478	482	0	29	0	120
Personality Disorder	64	12	47	0	0	0	29
Schizophrenia	1,253	394	984	0	0	1	263
Social Conditions	2,467	541	556	1,248	22	0	269
Substance Related	2,123	293	1,918	0	0	0	109
Deferred/No Diagnosis	139	25	60	20	33	0	12
<b>Other Indicators</b>							
Deaf and Hearing Impaired	93	26	46	4	0	0	29
Dual Diagnosis	1,777	895	1,071	0	1	0	335
Homeless	1,089	527	509	192	6	0	52
SED (6-17)	916	812	70	0	0	0	190
SMI (If ever)	5,434	2,078	3,988	126	162	2	1,154

Notes: The same client may be counted in more than one category, e.g., clients can receive services under more than one contract source, in more than one "County of Residence," or may have multiple "Other Indicators." Please see Definition page for other considerations.

Oklahoma Department of Mental Health and Substance Abuse Services  
 Counts of Admitted Clients Served by Funding Source for Each County of Residence During FY1995

COUNTY OF RESIDENCE = OKMULGEE

	Funding Source						
	Total	Mental Health	Substance Abuse	Domestic Violence	Residential Care	Medicaid	Other
<b>Total</b>							
Unduplicated Count	767	411	448	42	35	0	14
<b>Agency Type</b>							
Community Mental Health Center	539	353	316	0	0	0	1
Domestic Violence and Sexual Assault	50	0	7	42	0	0	3
Hospital	72	72	0	0	0	0	0
Other	2	0	2	0	0	0	0
Residential Care	35	0	0	0	35	0	0
Substance Abuse	139	0	137	0	0	0	10
<b>Sex</b>							
Female	385	207	222	31	14	0	3
Male	382	204	226	11	21	0	11
<b>Age</b>							
0-04	14	1	6	7	0	0	0
05-17	187	162	14	16	0	0	0
18-20	16	6	9	2	0	0	1
21-24	28	15	20	0	1	0	1
25-34	167	73	123	11	6	0	6
35-44	164	77	121	4	12	0	5
45-54	92	48	70	1	8	0	1
55-64	55	20	44	0	5	0	0
65-74	32	7	29	1	2	0	0
75-84	11	2	11	0	1	0	0
85+	1	0	1	0	0	0	0
<b>Race</b>							
White	526	291	325	17	24	0	8
Black	144	73	80	7	6	0	5
Native American	81	39	35	15	5	0	1
Hispanic	16	7	8	3	0	0	0
Asian	2	2	0	0	0	0	0
<b>Presenting Problem/Diagnosis</b>							
Alcohol Abuse	62	7	58	0	2	0	5
Developmental Disorder	141	104	12	0	32	0	0
Mood Disorder	218	155	123	0	0	0	0
Non Alcohol/Drug Related Organic	13	4	12	0	0	0	0
Other Non-Psychotic	62	48	22	0	0	0	0
Other Psychotic	55	35	32	0	1	0	0
Personality Disorder	12	6	11	0	0	0	0
Schizophrenia	107	41	100	0	0	0	0
Social Conditions	62	10	9	40	1	0	3
Substance Related	86	12	76	1	0	0	6
Deferred/No Diagnosis	5	2	3	1	0	0	0
<b>Other Indicators</b>							
Deaf and Hearing Impaired	9	6	7	0	0	0	0
Dual Diagnosis	86	73	35	1	0	0	1
Homeless	30	14	19	3	2	0	1
SED (6-17)	48	45	6	0	0	0	0
SMI (If ever)	379	172	309	5	35	0	5

Notes: The same client may be counted in more than one category, e.g., clients can receive services under more than one contract source, in more than one "County of Residence," or may have multiple "Other Indicators." Please see Definition page for other considerations.

Oklahoma Department of Mental Health and Substance Abuse Services  
**Counts of Admitted Clients Served by Funding Source for Each County of Residence During FY1995**

**COUNTY OF RESIDENCE = OSAGE**

	Funding Source						
	Total	Mental Health	Substance Abuse	Domestic Violence	Residential Care	Medicaid	Other
<b>Total</b>							
Unduplicated Count	696	377	286	87	1	0	99
<b>Agency Type</b>							
Community Mental Health Center	416	304	126	0	0	0	97
Domestic Violence and Sexual Assault	89	0	3	86	0	0	0
Hospital	54	54	0	0	0	0	0
Other	104	31	80	1	0	0	0
Residential Care	1	0	0	0	1	0	0
Substance Abuse	82	0	81	0	0	0	2
<b>Sex</b>							
Female	383	217	156	59	0	0	43
Male	313	160	130	28	1	0	56
<b>Age</b>							
0-04	31	8	2	19	0	0	5
05-17	217	105	24	31	0	0	90
18-20	29	19	8	7	0	0	1
21-24	44	26	28	4	0	0	0
25-34	146	77	85	14	1	0	1
35-44	139	81	86	10	0	0	2
45-54	51	33	33	1	0	0	0
55-64	21	13	14	1	0	0	0
65-74	11	9	5	0	0	0	0
75-84	6	6	0	0	0	0	0
85+	1	0	1	0	0	0	0
<b>Race</b>							
White	497	290	198	63	0	0	59
Black	41	16	22	0	1	0	7
Native American	145	62	64	23	0	0	26
Hispanic	15	9	3	1	0	0	7
<b>Presenting Problem/Diagnosis</b>							
Alcohol Abuse	87	10	83	0	0	0	0
Developmental Disorder	82	61	3	1	0	0	34
Mood Disorder	126	105	57	0	0	0	7
Non Alcohol/Drug Related Organic	2	2	0	0	0	0	0
Other Non-Psychotic	121	90	21	0	0	0	34
Other Psychotic	28	23	11	0	0	0	0
Personality Disorder	11	6	9	0	0	0	0
Schizophrenia	35	25	25	0	0	0	0
Social Conditions	165	49	21	85	1	0	22
Substance Related	71	12	62	0	0	0	2
Deferred/No Diagnosis	4	2	1	1	0	0	0
<b>Other Indicators</b>							
Deaf and Hearing Impaired	10	5	6	1	0	0	0
Dual Diagnosis	78	53	44	0	0	0	0
Homeless	45	9	15	24	0	0	0
SED (6-17)	73	47	3	0	0	0	38
SMI (If ever)	181	134	112	8	1	0	5

Notes: The same client may be counted in more than one category, e.g., clients can receive services under more than one contract source, in more than one "County of Residence," or may have multiple "Other Indicators." Please see Definition page for other considerations.

Oklahoma Department of Mental Health and Substance Abuse Services  
**Counts of Admitted Clients Served by Funding Source for Each County of Residence During FY1995**

**COUNTY OF RESIDENCE = OTTAWA**

	Funding Source						
	Total	Mental Health	Substance Abuse	Domestic Violence	Residential Care	Medicaid	Other
<b>Total</b>							
Unduplicated Count	950	465	565	122	1	0	36
<b>Agency Type</b>							
Community Mental Health Center	455	398	203	0	0	0	33
Domestic Violence and Sexual Assault	122	0	0	122	0	0	0
Hospital	92	92	0	0	0	0	0
Other	2	0	2	0	0	0	0
Residential Care	1	0	0	0	1	0	0
Substance Abuse	368	0	368	0	0	0	3
<b>Sex</b>							
Female	527	252	309	91	1	0	17
Male	423	213	256	31	0	0	19
<b>Age</b>							
0-04	63	10	25	29	0	0	7
05-17	340	166	185	40	0	0	12
18-20	54	37	19	4	0	0	5
21-24	60	34	30	9	0	0	3
25-34	186	79	128	29	0	0	2
35-44	131	66	99	7	0	0	4
45-54	66	41	51	2	1	0	2
55-64	32	22	18	2	0	0	1
65-74	13	10	5	0	0	0	0
75-84	5	0	5	0	0	0	0
<b>Race</b>							
White	715	350	435	84	1	0	17
Black	6	3	3	1	0	0	0
Native American	211	102	115	35	0	0	19
Hispanic	17	9	9	2	0	0	0
Asian	3	1	3	0	0	0	0
<b>Presenting Problem/Diagnosis</b>							
Alcohol Abuse	55	8	52	0	0	0	1
Developmental Disorder	142	35	72	37	0	0	21
Mood Disorder	309	221	176	1	0	0	5
Non Alcohol/Drug Related Organic	6	4	3	0	0	0	0
Other Non-Psychotic	214	123	117	0	0	0	1
Other Psychotic	35	26	18	0	1	0	0
Personality Disorder	13	7	11	0	0	0	0
Schizophrenia	37	28	28	0	0	0	1
Social Conditions	109	7	39	64	0	0	5
Substance Related	54	17	40	0	0	0	2
Deferred/No Diagnosis	38	1	15	23	0	0	0
<b>Other Indicators</b>							
Deaf and Hearing Impaired	3	1	2	0	0	0	1
Dual Diagnosis	88	74	40	0	0	0	2
Homeless	110	16	15	84	0	0	1
SED (6-17)	124	101	47	1	0	0	3
SMI (If ever)	273	198	180	12	1	0	14

Notes: The same client may be counted in more than one category, e.g., clients can receive services under more than one contract source, in more than one "County of Residence," or may have multiple "Other Indicators." Please see Definition page for other considerations.

Oklahoma Department of Mental Health and Substance Abuse Services  
 Counts of Admitted Clients Served by Funding Source for Each County of Residence During FY1995

COUNTY OF RESIDENCE = PAWNEE

	Funding Source						
	Total	Mental Health	Substance Abuse	Domestic Violence	Residential Care	Medicaid	Other
<b>Total</b>							
Unduplicated Count	252	121	139	24	0	0	22
<b>Agency Type</b>							
Community Mental Health Center	114	94	37	0	0	0	21
Domestic Violence and Sexual Assault	24	0	1	24	0	0	1
Hospital	14	14	0	0	0	0	0
Other	54	23	36	0	0	0	0
Substance Abuse	67	0	67	0	0	0	0
<b>Sex</b>							
Female	127	64	62	16	0	0	12
Male	125	57	77	8	0	0	10
<b>Age</b>							
0-04	12	2	0	8	0	0	2
05-17	51	32	8	4	0	0	14
18-20	7	1	6	0	0	0	0
21-24	19	6	9	4	0	0	3
25-34	67	26	56	3	0	0	1
35-44	49	28	28	3	0	0	2
45-54	25	15	15	2	0	0	0
55-64	16	7	12	0	0	0	0
65-74	5	3	5	0	0	0	0
75-84	1	1	0	0	0	0	0
<b>Race</b>							
White	197	104	102	23	0	0	17
Black	7	4	3	0	0	0	1
Native American	41	7	32	1	0	0	3
Hispanic	7	6	2	0	0	0	1
Asian	1	1	0	0	0	0	0
<b>Presenting Problem/Diagnosis</b>							
Alcohol Abuse	61	5	58	0	0	0	1
Developmental Disorder	20	17	0	0	0	0	6
Mood Disorder	47	42	17	0	0	0	2
Non Alcohol/Drug Related Organic	3	3	1	0	0	0	0
Other Non-Psychotic	17	15	3	0	0	0	1
Other Psychotic	8	7	7	0	0	0	0
Personality Disorder	7	3	6	0	0	0	0
Schizophrenia	16	15	11	0	0	0	0
Social Conditions	58	15	11	24	0	0	12
Substance Related	29	2	27	0	0	0	0
Deferred/No Diagnosis	1	1	0	0	0	0	0
<b>Other Indicators</b>							
Dual Diagnosis	29	21	18	0	0	0	1
Homeless	18	9	9	3	0	0	0
SED (6-17)	22	21	0	0	0	0	6
SMI (If ever)	69	56	47	3	0	0	3

Notes: The same client may be counted in more than one category, e.g., clients can receive services under more than one contract source, in more than one "County of Residence," or may have multiple "Other Indicators." Please see Definition page for other considerations.



Oklahoma Department of Mental Health and Substance Abuse Services  
**Counts of Admitted Clients Served by Funding Source for Each County of Residence During FY1995**

**COUNTY OF RESIDENCE = PAYNE**

	Funding Source						
	Total	Mental Health	Substance Abuse	Domestic Violence	Residential Care	Medicaid	Other
<b>Total</b>							
Unduplicated Count	1,674	695	825	344	1	0	159
<b>Agency Type</b>							
Community Mental Health Center	740	648	238	0	0	0	115
Domestic Violence and Sexual Assault	309	0	0	296	0	0	42
Hospital	84	84	0	0	0	0	0
Other	51	0	1	50	0	0	0
Residential Care	1	0	0	0	1	0	0
Substance Abuse	600	0	600	0	0	0	4
<b>Sex</b>							
Female	730	389	248	219	0	0	67
Male	944	306	577	125	1	0	92
<b>Age</b>							
0-04	102	6	3	89	0	0	10
05-17	258	114	28	61	0	0	109
18-20	110	36	69	13	0	0	4
21-24	216	72	126	35	0	0	9
25-34	393	150	231	82	0	0	12
35-44	352	174	208	49	1	0	12
45-54	160	91	95	13	0	0	3
55-64	54	33	41	1	0	0	0
65-74	26	16	23	1	0	0	0
75-84	2	2	0	0	0	0	0
85+	1	1	1	0	0	0	0
<b>Race</b>							
White	1,392	605	672	288	0	0	122
Black	114	40	48	26	1	0	22
Native American	132	35	83	25	0	0	13
Hispanic	34	14	22	4	0	0	1
Asian	3	1	1	1	0	0	1
<b>Presenting Problem/Diagnosis</b>							
Alcohol Abuse	473	16	463	0	0	0	1
Developmental Disorder	109	75	1	4	0	0	47
Mood Disorder	313	291	90	7	0	0	22
Non Alcohol/Drug Related Organic	10	7	8	0	0	0	0
Other Non-Psychotic	131	123	13	0	0	0	13
Other Psychotic	58	55	37	1	0	0	0
Personality Disorder	21	20	10	0	0	0	1
Schizophrenia	72	68	55	0	0	0	1
Social Conditions	336	50	19	246	0	0	63
Substance Related	153	19	146	0	0	0	3
Deferred/No Diagnosis	92	1	2	86	1	0	10
<b>Other Indicators</b>							
Deaf and Hearing Impaired	3	1	1	1	0	0	2
Dual Diagnosis	138	127	64	3	0	0	3
Homeless	89	36	46	29	0	0	4
SED (6-17)	103	63	1	0	0	0	66
SMI (If ever)	429	346	257	31	1	0	17

Notes: The same client may be counted in more than one category, e.g., clients can receive services under more than one contract source, in more than one "County of Residence," or may have multiple "Other Indicators." Please see Definition page for other considerations.

Oklahoma Department of Mental Health and Substance Abuse Services  
**Counts of Admitted Clients Served by Funding Source for Each County of Residence During FY1995**

**COUNTY OF RESIDENCE = PITTSBURGH**

	Funding Source						
	Total	Mental Health	Substance Abuse	Domestic Violence	Residential Care	Medicaid	Other
<b>Total</b>							
Unduplicated Count	1,078	797	274	45	31	0	4
<b>Agency Type</b>							
Community Mental Health Center	854	795	64	0	0	0	0
Domestic Violence and Sexual Assault	45	0	0	45	0	0	0
Hospital	5	5	0	0	0	0	0
Residential Care	31	0	0	0	31	0	0
Substance Abuse	214	0	212	0	0	0	4
<b>Sex</b>							
Female	525	415	84	35	17	0	1
Male	553	382	190	10	14	0	3
<b>Age</b>							
0-04	40	22	13	5	0	0	0
05-17	257	194	74	19	0	0	0
18-20	30	11	19	1	0	0	0
21-24	50	32	21	1	0	0	1
25-34	207	124	73	11	7	0	1
35-44	204	154	47	8	6	0	1
45-54	143	125	17	0	8	0	1
55-64	78	72	7	0	5	0	0
65-74	53	48	2	0	5	0	0
75-84	15	14	1	0	0	0	0
85+	1	1	0	0	0	0	0
<b>Race</b>							
White	830	646	188	29	23	0	1
Black	87	45	40	4	2	0	0
Native American	141	90	42	12	5	0	3
Hispanic	14	10	4	0	0	0	0
Asian	6	6	0	0	1	0	0
<b>Presenting Problem/Diagnosis</b>							
Alcohol Abuse	113	27	89	0	1	0	3
Developmental Disorder	107	107	0	0	0	0	0
Mood Disorder	246	236	2	0	11	0	0
Non Alcohol/Drug Related Organic	16	16	0	0	0	0	0
Other Non-Psychotic	147	147	0	0	0	0	0
Other Psychotic	77	70	1	0	8	0	0
Personality Disorder	6	6	0	0	0	0	0
Schizophrenia	131	131	0	0	0	0	0
Social Conditions	127	44	30	45	10	0	0
Substance Related	179	26	155	0	0	0	1
Deferred/No Diagnosis	1	0	0	0	1	0	0
<b>Other Indicators</b>							
Deaf and Hearing Impaired	7	6	1	0	1	0	0
Dual Diagnosis	81	79	4	0	0	0	0
Homeless	50	22	24	4	0	0	0
SED (6-17)	120	119	1	0	0	0	0
SMI (If ever)	384	344	33	6	31	0	0

Notes: The same client may be counted in more than one category, e.g., clients can receive services under more than one contract source, in more than one "County of Residence," or may have multiple "Other Indicators." Please see Definition page for other considerations.

Oklahoma Department of Mental Health and Substance Abuse Services  
**Counts of Admitted Clients Served by Funding Source for Each County of Residence During FY1995**

**COUNTY OF RESIDENCE = PONTOTOC**

	Funding Source						
	Total	Mental Health	Substance Abuse	Domestic Violence	Residential Care	Medicaid	Other
<b>Total</b>							
Unduplicated Count	1,012	454	434	255	18	0	22
<b>Agency Type</b>							
Community Mental Health Center	609	429	279	0	0	0	22
Domestic Violence and Sexual Assault	255	0	0	255	0	0	0
Hospital	58	58	0	0	0	0	0
Residential Care	18	0	0	0	18	0	0
Substance Abuse	171	0	171	0	0	0	0
<b>Sex</b>							
Female	583	226	252	174	16	0	12
Male	429	228	182	81	2	0	10
<b>Age</b>							
0-04	39	12	2	24	0	0	1
05-17	194	128	12	62	0	0	9
18-20	52	30	18	14	0	0	1
21-24	82	32	32	29	0	0	1
25-34	242	86	109	84	0	0	7
35-44	214	90	124	35	2	0	3
45-54	105	46	72	4	6	0	0
55-64	56	22	44	2	6	0	0
65-74	20	3	16	1	2	0	0
75-84	7	5	4	0	2	0	0
85+	1	0	1	0	0	0	0
<b>Race</b>							
White	831	386	382	175	17	0	14
Black	33	11	15	10	0	0	2
Native American	129	49	30	64	1	0	6
Hispanic	19	8	7	5	0	0	0
Asian	2	0	1	1	0	0	0
<b>Presenting Problem/Diagnosis</b>							
Alcohol Abuse	80	31	64	0	0	0	4
Developmental Disorder	52	42	6	4	1	0	5
Mood Disorder	203	125	110	1	3	0	3
Non Alcohol/Drug Related Organic	22	12	14	0	0	0	0
Other Non-Psychotic	151	125	35	0	0	0	1
Other Psychotic	39	24	22	0	4	0	0
Personality Disorder	17	9	11	0	0	0	0
Schizophrenia	53	22	47	0	0	0	0
Social Conditions	354	58	46	245	10	0	7
Substance Related	95	24	87	0	0	0	2
Deferred/No Diagnosis	10	3	1	6	0	0	0
<b>Other Indicators</b>							
Deaf and Hearing Impaired	4	3	1	0	0	0	0
Dual Diagnosis	85	74	42	0	0	0	3
Homeless	57	22	15	26	0	0	0
SED (6-17)	34	32	2	0	0	0	3
SMI (If ever)	359	155	272	27	18	0	6

Notes: The same client may be counted in more than one category, e.g., clients can receive services under more than one contract source, in more than one "County of Residence," or may have multiple "Other Indicators." Please see Definition page for other considerations.

Oklahoma Department of Mental Health and Substance Abuse Services  
**Counts of Admitted Clients Served by Funding Source for Each County of Residence During FY1995**  
**COUNTY OF RESIDENCE = POTTAWATOMIE**

	Funding Source						
	Total	Mental Health	Substance Abuse	Domestic Violence	Residential Care	Medicaid	Other
<b>Total</b>							
Unduplicated Count	1,212	267	508	207	3	0	548
<b>Agency Type</b>							
Community Mental Health Center	646	159	201	0	0	0	541
Domestic Violence and Sexual Assault	207	0	0	207	0	0	0
Hospital	125	125	0	0	0	0	0
Other	2	2	0	0	0	0	0
Residential Care	3	0	0	0	3	0	0
Substance Abuse	313	0	312	0	0	0	8
<b>Sex</b>							
Female	673	119	229	168	1	0	327
Male	539	148	279	39	2	0	221
<b>Age</b>							
0-04	60	8	6	35	0	0	23
05-17	281	101	71	44	0	0	171
18-20	38	15	14	9	0	0	9
21-24	73	24	29	17	0	0	17
25-34	249	52	133	52	0	0	60
35-44	219	36	129	35	2	0	70
45-54	108	17	72	10	0	0	52
55-64	66	11	33	4	1	0	36
65-74	33	2	11	1	0	0	26
75-84	49	1	6	0	0	0	48
85+	36	0	4	0	0	0	36
<b>Race</b>							
White	915	206	352	159	3	0	443
Black	89	20	29	16	0	0	41
Native American	184	34	112	28	0	0	55
Hispanic	26	5	14	5	0	0	7
Asian	3	2	2	0	0	0	2
<b>Presenting Problem/Diagnosis</b>							
Alcohol Abuse	158	18	146	0	0	0	6
Developmental Disorder	65	36	7	2	0	0	53
Mood Disorder	204	68	65	5	1	0	127
Non Alcohol/Drug Related Organic	82	4	15	0	0	0	78
Other Non-Psychotic	130	59	15	0	0	0	107
Other Psychotic	53	27	22	0	0	0	19
Personality Disorder	11	1	5	0	0	0	11
Schizophrenia	102	24	54	0	0	0	73
Social Conditions	316	24	77	178	1	0	71
Substance Related	119	19	107	0	0	0	2
Deferred/No Diagnosis	27	1	1	23	1	0	1
<b>Other Indicators</b>							
Deaf and Hearing Impaired	7	0	4	1	0	0	5
Dual Diagnosis	127	67	55	0	0	0	51
Homeless	69	10	22	37	0	0	4
SED (6-17)	74	58	9	0	0	0	57
SMI (If ever)	347	104	188	13	3	0	197

Notes: The same client may be counted in more than one category, e.g., clients can receive services under more than one contract source, in more than one "County of Residence," or may have multiple "Other Indicators." Please see Definition page for other considerations.

Oklahoma Department of Mental Health and Substance Abuse Services  
**Counts of Admitted Clients Served by Funding Source for Each County of Residence During FY1995**  
**COUNTY OF RESIDENCE = PUSHMATAHA**

	Funding Source						
	Total	Mental Health	Substance Abuse	Domestic Violence	Residential Care	Medicaid	Other
<b>Total</b>							
Unduplicated Count	199	123	49	33	0	0	2
<b>Agency Type</b>							
Community Mental Health Center	121	118	3	0	0	0	2
Domestic Violence and Sexual Assault	33	0	0	33	0	0	0
Hospital	5	5	0	0	0	0	0
Substance Abuse	46	1	46	0	0	0	0
<b>Sex</b>							
Female	105	69	19	20	0	0	2
Male	94	54	30	13	0	0	0
<b>Age</b>							
0-04	7	2	2	4	0	0	0
05-17	38	27	3	8	0	0	0
18-20	8	4	2	2	0	0	0
21-24	10	1	4	5	0	0	0
25-34	56	29	20	10	0	0	0
35-44	40	24	14	4	0	0	1
45-54	23	20	3	0	0	0	0
55-64	10	10	0	0	0	0	0
65-74	7	6	1	0	0	0	1
<b>Race</b>							
White	172	109	41	28	0	0	2
Black	4	1	2	1	0	0	0
Native American	18	9	5	4	0	0	0
Hispanic	2	1	1	0	0	0	0
Asian	3	3	0	0	0	0	0
<b>Presenting Problem/Diagnosis</b>							
Alcohol Abuse	20	2	16	1	0	0	1
Developmental Disorder	20	17	0	3	0	0	0
Mood Disorder	40	39	1	0	0	0	1
Non Alcohol/Drug Related Organic	3	3	0	0	0	0	0
Other Non-Psychotic	32	32	0	0	0	0	0
Other Psychotic	8	8	0	0	0	0	0
Schizophrenia	15	15	0	0	0	0	0
Social Conditions	31	2	3	27	0	0	0
Substance Related	34	6	29	1	0	0	0
Deferred/No Diagnosis	1	0	0	1	0	0	0
<b>Other Indicators</b>							
Deaf and Hearing Impaired	2	1	0	1	0	0	0
Dual Diagnosis	13	13	0	0	0	0	0
Homeless	10	3	5	3	0	0	0
SED (6-17)	21	21	0	0	0	0	0
SMI (If ever)	58	56	5	0	0	0	0

Notes: The same client may be counted in more than one category, e.g., clients can receive services under more than one contract source, in more than one "County of Residence," or may have multiple "Other Indicators." Please see Definition page for other considerations.

Oklahoma Department of Mental Health and Substance Abuse Services  
**Counts of Admitted Clients Served by Funding Source for Each County of Residence During FY1995**  
**COUNTY OF RESIDENCE = ROGER MILLS**

	Funding Source						
	Total	Mental Health	Substance Abuse	Domestic Violence	Residential Care	Medicaid	Other
<b>Total</b>							
Unduplicated Count	38	16	16	9	0	0	2
<b>Agency Type</b>							
Community Mental Health Center	20	13	9	0	0	0	1
Domestic Violence and Sexual Assault	9	0	0	9	0	0	0
Hospital	3	3	0	0	0	0	0
Substance Abuse	7	0	7	0	0	0	1
<b>Sex</b>							
Female	15	4	6	7	0	0	0
Male	23	12	10	2	0	0	2
<b>Age</b>							
0-04	3	0	0	3	0	0	0
05-17	5	1	0	4	0	0	0
18-20	1	1	0	0	0	0	0
21-24	1	0	1	0	0	0	0
25-34	10	3	5	2	0	0	1
35-44	9	4	8	0	0	0	1
45-54	8	6	2	0	0	0	0
55-64	1	1	0	0	0	0	0
<b>Race</b>							
White	27	12	15	3	0	0	2
Black	4	1	0	3	0	0	0
Native American	4	2	1	1	0	0	0
Hispanic	3	1	0	2	0	0	0
<b>Presenting Problem/Diagnosis</b>							
Alcohol Abuse	8	3	5	0	0	0	0
Mood Disorder	6	5	2	0	0	0	0
Other Non-Psychotic	3	2	1	0	0	0	0
Other Psychotic	1	1	1	0	0	0	0
Personality Disorder	1	0	0	0	0	0	1
Schizophrenia	1	1	1	0	0	0	0
Social Conditions	10	1	0	9	0	0	0
Substance Related	9	3	6	0	0	0	1
<b>Other Indicators</b>							
Dual Diagnosis	6	5	2	0	0	0	0
Homeless	7	2	1	5	0	0	0
SMI (If ever)	15	8	10	1	0	0	0

Notes: The same client may be counted in more than one category, e.g., clients can receive services under more than one contract source, in more than one "County of Residence," or may have multiple "Other Indicators." Please see Definition page for other considerations.

Oklahoma Department of Mental Health and Substance Abuse Services  
**Counts of Admitted Clients Served by Funding Source for Each County of Residence During FY1995**

**COUNTY OF RESIDENCE = ROGERS**

	Funding Source						
	Total	Mental Health	Substance Abuse	Domestic Violence	Residential Care	Medicaid	Other
<b>Total</b>							
Unduplicated Count	884	511	586	28	64	0	25
<b>Agency Type</b>							
Community Mental Health Center	570	453	348	0	0	0	3
Domestic Violence and Sexual Assault	33	0	12	28	0	0	0
Hospital	86	86	0	0	0	0	0
Other	7	0	7	0	0	0	0
Residential Care	64	0	0	0	64	0	0
Substance Abuse	238	0	236	0	0	0	22
<b>Sex</b>							
Female	415	257	266	22	20	0	10
Male	469	254	320	6	44	0	15
<b>Age</b>							
0-04	19	17	0	2	0	0	0
05-17	177	148	43	5	1	0	7
18-20	53	33	27	2	1	0	1
21-24	55	25	38	3	2	0	3
25-34	223	102	182	10	10	0	5
35-44	196	88	161	5	17	0	7
45-54	89	51	77	1	14	0	1
55-64	46	30	37	0	12	0	1
65-74	20	13	15	0	6	0	0
75-84	6	4	6	0	1	0	0
<b>Race</b>							
White	678	389	458	19	51	0	21
Black	39	25	28	0	10	0	2
Native American	155	88	94	9	2	0	2
Hispanic	11	8	5	0	0	0	0
Asian	2	1	2	0	1	0	0
<b>Presenting Problem/Diagnosis</b>							
Alcohol Abuse	125	9	123	1	0	0	10
Developmental Disorder	86	54	7	0	32	0	3
Mood Disorder	305	226	193	0	9	0	2
Non Alcohol/Drug Related Organic	7	7	6	0	0	0	0
Other Non-Psychotic	129	129	33	0	0	0	0
Other Psychotic	41	27	23	0	4	0	0
Personality Disorder	4	4	3	0	0	0	0
Schizophrenia	84	61	71	0	0	0	0
Social Conditions	59	3	20	24	19	0	1
Substance Related	120	6	116	1	0	0	9
Deferred/No Diagnosis	9	0	7	2	0	0	0
<b>Other Indicators</b>							
Deaf and Hearing Impaired	10	5	7	0	0	0	0
Dual Diagnosis	102	80	50	3	0	0	0
Homeless	34	15	8	8	5	0	0
SED (6-17)	49	47	9	0	0	0	2
SMI (If ever)	339	222	276	4	64	0	4

Notes: The same client may be counted in more than one category, e.g., clients can receive services under more than one contract source, in more than one "County of Residence," or may have multiple "Other Indicators." Please see Definition page for other considerations.

Oklahoma Department of Mental Health and Substance Abuse Services  
**Counts of Admitted Clients Served by Funding Source for Each County of Residence During FY1995**

**COUNTY OF RESIDENCE = SEMINOLE**

	Funding Source						
	Total	Mental Health	Substance Abuse	Domestic Violence	Residential Care	Medicaid	Other
<b>Total</b>							
Unduplicated Count	789	297	504	42	3	0	108
<b>Agency Type</b>							
Community Mental Health Center	562	282	322	0	0	0	87
Domestic Violence and Sexual Assault	42	0	0	42	0	0	0
Hospital	27	27	0	0	0	0	0
Residential Care	3	0	0	0	3	0	0
Substance Abuse	191	0	187	0	0	0	24
<b>Sex</b>							
Female	383	148	235	29	0	0	44
Male	406	149	269	13	3	0	64
<b>Age</b>							
0-04	25	3	1	17	0	0	7
05-17	142	67	36	5	0	0	66
18-20	38	11	26	1	0	0	4
21-24	47	20	34	2	0	0	5
25-34	143	55	102	9	1	0	9
35-44	188	63	141	7	2	0	13
45-54	101	42	74	1	0	0	1
55-64	57	14	50	0	0	0	3
65-74	32	14	27	0	0	0	0
75-84	13	5	10	0	0	0	0
85+	3	3	3	0	0	0	0
<b>Race</b>							
White	556	212	374	18	3	0	70
Black	93	38	66	3	0	0	7
Native American	130	39	59	21	0	0	28
Hispanic	7	6	3	0	0	0	3
Asian	3	2	2	0	0	0	0
<b>Presenting Problem/Diagnosis</b>							
Alcohol Abuse	81	16	68	1	0	0	11
Developmental Disorder	37	25	4	2	0	0	10
Mood Disorder	221	113	145	0	1	0	15
Non Alcohol/Drug Related Organic	18	5	15	0	0	0	0
Other Non-Psychotic	103	53	47	0	0	0	34
Other Psychotic	36	23	28	0	0	0	0
Personality Disorder	4	2	3	0	0	0	0
Schizophrenia	68	21	60	0	0	0	0
Social Conditions	135	29	48	37	0	0	33
Substance Related	106	18	91	0	0	0	9
Deferred/No Diagnosis	5	0	1	2	2	0	0
<b>Other Indicators</b>							
Deaf and Hearing Impaired	10	4	5	0	0	0	1
Dual Diagnosis	73	54	33	0	0	0	2
Homeless	25	8	5	12	0	0	0
SED (6-17)	38	20	3	0	0	0	29
SMI (If ever)	381	145	319	2	3	0	11

Notes: The same client may be counted in more than one category, e.g., clients can receive services under more than one contract source, in more than one "County of Residence," or may have multiple "Other Indicators." Please see Definition page for other considerations.



Oklahoma Department of Mental Health and Substance Abuse Services  
**Counts of Admitted Clients Served by Funding Source for Each County of Residence During FY1995**

**COUNTY OF RESIDENCE = SEQUOYAH**

	Funding Source						
	Total	Mental Health	Substance Abuse	Domestic Violence	Residential Care	Medicaid	Other
<b>Total</b>							
Unduplicated Count	697	598	61	55	70	0	0
<b>Agency Type</b>							
Community Mental Health Center	560	552	30	0	0	0	0
Domestic Violence and Sexual Assault	55	0	0	55	0	0	0
Hospital	22	22	0	0	0	0	0
Other	47	45	2	0	0	0	0
Residential Care	70	0	0	0	70	0	0
Substance Abuse	32	0	32	0	0	0	0
<b>Sex</b>							
Female	321	270	13	40	22	0	0
Male	376	328	48	15	48	0	0
<b>Age</b>							
0-04	11	1	1	9	0	0	0
05-17	120	96	2	24	0	0	0
18-20	19	15	3	3	0	0	0
21-24	35	29	8	2	3	0	0
25-34	183	154	31	9	15	0	0
35-44	143	131	6	5	21	0	0
45-54	109	100	7	3	16	0	0
55-64	54	49	2	0	10	0	0
65-74	20	20	1	0	5	0	0
75-84	3	3	0	0	0	0	0
<b>Race</b>							
White	568	511	39	30	54	0	0
Black	24	23	2	0	5	0	0
Native American	91	59	17	18	6	0	0
Hispanic	13	3	2	5	5	0	0
Asian	5	2	1	2	0	0	0
<b>Presenting Problem/Diagnosis</b>							
Alcohol Abuse	39	27	19	0	0	0	0
Developmental Disorder	29	24	0	0	6	0	0
Mood Disorder	248	213	4	0	37	0	0
Non Alcohol/Drug Related Organic	25	25	0	0	0	0	0
Other Non-Psychotic	105	105	3	0	0	0	0
Other Psychotic	49	33	2	0	18	0	0
Personality Disorder	3	3	0	0	0	0	0
Schizophrenia	103	103	0	0	0	0	0
Social Conditions	62	2	2	50	8	0	0
Substance Related	57	32	30	1	2	0	0
Deferred/No Diagnosis	53	45	2	4	2	0	0
<b>Other Indicators</b>							
Deaf and Hearing Impaired	16	9	13	0	2	0	0
Dual Diagnosis	121	112	22	0	3	0	0
Homeless	50	19	7	22	3	0	0
SED (6-17)	35	34	0	1	0	0	0
SMI (If ever)	447	427	19	3	70	0	0

Notes: The same client may be counted in more than one category, e.g., clients can receive services under more than one contract source, in more than one "County of Residence," or may have multiple "Other Indicators." Please see Definition page for other considerations.

Oklahoma Department of Mental Health and Substance Abuse Services  
**Counts of Admitted Clients Served by Funding Source for Each County of Residence During FY1995**

**COUNTY OF RESIDENCE = STEPHENS**

	Funding Source						
	Total	Mental Health	Substance Abuse	Domestic Violence	Residential Care	Medicaid	Other
<b>Total</b>							
Unduplicated Count	452	302	172	41	29	0	2
<b>Agency Type</b>							
Community Mental Health Center	317	296	80	0	0	0	1
Domestic Violence and Sexual Assault	41	0	0	41	0	0	0
Hospital	10	10	0	0	0	0	0
Residential Care	29	0	0	0	29	0	0
Substance Abuse	102	0	102	0	0	0	1
<b>Sex</b>							
Female	205	152	51	27	12	0	0
Male	247	150	121	14	17	0	2
<b>Age</b>							
0-04	10	2	0	8	0	0	0
05-17	41	18	8	16	0	0	1
18-20	18	10	13	1	0	0	0
21-24	38	25	18	3	1	0	0
25-34	122	71	65	9	6	0	0
35-44	116	78	48	3	10	0	1
45-54	60	53	14	1	7	0	0
55-64	22	21	2	0	3	0	0
65-74	22	21	4	0	2	0	0
75-84	2	2	0	0	0	0	0
85+	1	1	0	0	0	0	0
<b>Race</b>							
White	389	263	147	37	26	0	2
Black	31	18	13	1	3	0	0
Native American	18	12	8	0	0	0	0
Hispanic	13	7	5	3	0	0	0
Asian	3	2	1	0	0	0	0
<b>Presenting Problem/Diagnosis</b>							
Alcohol Abuse	74	29	72	0	0	0	0
Developmental Disorder	10	10	0	0	0	0	0
Mood Disorder	93	88	2	0	6	0	1
Non Alcohol/Drug Related Organic	6	6	0	0	0	0	0
Other Non-Psychotic	35	34	2	0	0	0	0
Other Psychotic	65	53	10	0	11	0	0
Personality Disorder	1	1	0	0	0	0	0
Schizophrenia	47	47	3	0	0	0	0
Social Conditions	45	4	2	39	0	0	0
Substance Related	96	33	87	0	0	0	1
Deferred/No Diagnosis	14	0	0	2	12	0	0
<b>Other Indicators</b>							
Deaf and Hearing Impaired	6	3	3	0	0	0	0
Dual Diagnosis	68	57	23	0	1	0	0
Homeless	27	9	12	6	2	0	1
SED (6-17)	20	15	5	0	0	0	0
SMI (If ever)	140	124	21	2	28	0	0

Notes: The same client may be counted in more than one category, e.g., clients can receive services under more than one contract source, in more than one "County of Residence," or may have multiple "Other Indicators." Please see Definition page for other considerations.

Oklahoma Department of Mental Health and Substance Abuse Services  
**Counts of Admitted Clients Served by Funding Source for Each County of Residence During FY1995**  
**COUNTY OF RESIDENCE = TEXAS**

	Funding Source						
	Total	Mental Health	Substance Abuse	Domestic Violence	Residential Care	Medicaid	Other
<b>Total</b>							
Unduplicated Count	289	206	69	25	1	0	1
<b>Agency Type</b>							
Community Mental Health Center	209	205	10	0	0	0	0
Domestic Violence and Sexual Assault	25	0	0	25	0	0	0
Hospital	2	2	0	0	0	0	0
Residential Care	1	0	0	0	1	0	0
Substance Abuse	61	0	60	0	0	0	1
<b>Sex</b>							
Female	160	126	20	18	1	0	0
Male	129	80	49	7	0	0	1
<b>Age</b>							
0-04	4	0	0	4	0	0	0
05-17	19	10	2	6	0	0	1
18-20	14	8	6	0	0	0	0
21-24	44	32	12	2	0	0	0
25-34	76	53	18	8	0	0	0
35-44	81	57	26	3	0	0	0
45-54	27	24	2	2	1	0	0
55-64	13	11	2	0	0	0	0
65-74	4	4	0	0	0	0	0
75-84	4	4	1	0	0	0	0
85+	3	3	0	0	0	0	0
<b>Race</b>							
White	252	186	60	16	1	0	1
Black	1	0	1	0	0	0	0
Native American	4	3	0	1	0	0	0
Hispanic	31	16	8	8	0	0	0
Asian	1	1	0	0	0	0	0
<b>Presenting Problem/Diagnosis</b>							
Alcohol Abuse	40	8	37	0	0	0	0
Developmental Disorder	3	3	0	0	0	0	0
Mood Disorder	129	128	1	0	0	0	0
Non Alcohol/Drug Related Organic	6	6	0	0	0	0	0
Other Non-Psychotic	18	18	0	0	0	0	0
Other Psychotic	13	13	0	0	0	0	0
Schizophrenia	13	13	0	0	0	0	0
Social Conditions	42	11	6	25	0	0	0
Substance Related	26	6	25	0	0	0	1
Deferred/No Diagnosis	2	1	0	0	1	0	0
<b>Other Indicators</b>							
Deaf and Hearing Impaired	3	3	0	0	0	0	0
Dual Diagnosis	29	28	2	0	0	0	0
Homeless	6	1	5	0	0	0	0
SED (6-17)	2	1	0	0	0	0	1
SMI (If ever)	107	98	12	3	1	0	0

Notes: The same client may be counted in more than one category, e.g., clients can receive services under more than one contract source, in more than one "County of Residence," or may have multiple "Other Indicators." Please see Definition page for other considerations.

Oklahoma Department of Mental Health and Substance Abuse Services  
 Counts of Admitted Clients Served by Funding Source for Each County of Residence During FY1995

COUNTY OF RESIDENCE = TILLMAN

	Funding Source						
	Total	Mental Health	Substance Abuse	Domestic Violence	Residential Care	Medicaid	Other
<b>Total</b>							
Unduplicated Count	142	83	42	21	0	0	3
<b>Agency Type</b>							
Community Mental Health Center	91	81	14	0	0	0	2
Domestic Violence and Sexual Assault	21	0	0	21	0	0	0
Hospital	3	3	0	0	0	0	0
Substance Abuse	30	0	29	0	0	0	1
<b>Sex</b>							
Female	91	52	25	15	0	0	2
Male	51	31	17	6	0	0	1
<b>Age</b>							
0-04	2	0	0	2	0	0	0
05-17	18	7	2	9	0	0	0
18-20	8	3	3	2	0	0	0
21-24	12	5	6	1	0	0	1
25-34	30	17	12	1	0	0	1
35-44	29	11	16	5	0	0	0
45-54	18	15	2	1	0	0	1
55-64	11	11	1	0	0	0	0
65-74	8	8	0	0	0	0	0
75-84	5	5	0	0	0	0	0
85+	1	1	0	0	0	0	0
<b>Race</b>							
White	91	63	21	10	0	0	3
Black	30	10	10	10	0	0	0
Native American	7	2	5	0	0	0	0
Hispanic	14	8	6	1	0	0	0
<b>Presenting Problem/Diagnosis</b>							
Alcohol Abuse	11	1	11	0	0	0	0
Developmental Disorder	2	2	0	0	0	0	0
Mood Disorder	26	26	0	0	0	0	0
Non Alcohol/Drug Related Organic	2	2	0	0	0	0	0
Other Non-Psychotic	9	9	1	0	0	0	0
Other Psychotic	14	12	4	0	0	0	0
Schizophrenia	20	20	0	0	0	0	0
Social Conditions	29	5	1	21	0	0	2
Substance Related	29	5	24	0	0	0	1
Deferred/No Diagnosis	1	1	1	0	0	0	0
<b>Other Indicators</b>							
Deaf and Hearing Impaired	2	2	0	0	0	0	0
Dual Diagnosis	16	13	3	0	0	0	0
Homeless	5	2	4	0	0	0	0
SED (6-17)	7	6	1	0	0	0	0
SMI (If ever)	39	33	7	2	0	0	0

Notes: The same client may be counted in more than one category, e.g., clients can receive services under more than one contract source, in more than one "County of Residence," or may have multiple "Other Indicators." Please see Definition page for other considerations.

Oklahoma Department of Mental Health and Substance Abuse Services  
**Counts of Admitted Clients Served by Funding Source for Each County of Residence During FY1995**

**COUNTY OF RESIDENCE = TULSA**

	Funding Source						
	Total	Mental Health	Substance Abuse	Domestic Violence	Residential Care	Medicaid	Other
<b>Total</b>							
Unduplicated Count	9,441	4,258	6,173	1,147	57	0	236
<b>Agency Type</b>							
Community Mental Health Center	5,736	3,864	3,592	0	0	0	6
Domestic Violence and Sexual Assault	1,337	0	304	1,146	0	0	28
Hospital	692	692	0	0	0	0	0
Other	185	2	183	1	0	0	0
Residential Care	57	0	0	0	57	0	0
Substance Abuse	2,535	9	2,493	0	0	0	202
<b>Sex</b>							
Female	4,606	2,247	2,681	822	25	0	38
Male	4,835	2,011	3,492	325	32	0	198
<b>Age</b>							
0-04	371	80	64	247	0	0	0
05-17	1,010	617	237	199	1	0	16
18-20	313	157	223	37	1	0	7
21-24	762	337	518	116	1	0	16
25-34	2,684	1,121	1,984	277	10	0	73
35-44	2,522	1,075	1,927	195	12	0	88
45-54	1,143	565	799	57	6	0	28
55-64	457	224	302	17	18	0	6
65-74	143	65	98	2	7	0	2
75-84	32	15	19	0	1	0	0
85+	4	2	2	0	0	0	0
<b>Race</b>							
White	6,422	3,166	4,139	649	43	0	162
Black	2,121	756	1,445	355	11	0	48
Native American	655	226	464	86	3	0	15
Hispanic	234	86	119	56	0	0	10
Asian	36	30	17	1	0	0	1
<b>Presenting Problem/Diagnosis</b>							
Alcohol Abuse	1,247	83	1,186	10	2	0	93
Developmental Disorder	298	280	20	1	6	0	0
Mood Disorder	2,823	2,015	1,722	0	14	0	1
Non Alcohol/Drug Related Organic	89	45	65	0	0	0	0
Other Non-Psychotic	854	656	383	0	0	0	0
Other Psychotic	755	510	469	0	17	0	0
Personality Disorder	123	90	53	0	0	0	0
Schizophrenia	923	557	624	0	0	0	1
Social Conditions	1,508	154	335	1,112	12	0	25
Substance Related	1,670	96	1,607	14	1	0	116
Deferred/No Diagnosis	159	8	135	11	5	0	0
<b>Other Indicators</b>							
Deaf and Hearing Impaired	53	25	38	3	1	0	2
Dual Diagnosis	2,031	1,218	1,591	23	5	0	1
Homeless	1,141	389	824	193	2	0	39
SED (6-17)	465	456	11	0	0	0	0
SMI (If ever)	3,767	2,365	2,616	111	57	0	52

Notes: The same client may be counted in more than one category, e.g., clients can receive services under more than one contract source, in more than one "County of Residence," or may have multiple "Other Indicators." Please see Definition page for other considerations.

Oklahoma Department of Mental Health and Substance Abuse Services  
 Counts of Admitted Clients Served by Funding Source for Each County of Residence During FY1995

COUNTY OF RESIDENCE = WAGONER

	Funding Source						
	Total	Mental Health	Substance Abuse	Domestic Violence	Residential Care	Medicaid	Other
<b>Total</b>							
Unduplicated Count	548	366	149	72	5	0	9
<b>Agency Type</b>							
Community Mental Health Center	367	353	47	0	0	0	4
Domestic Violence and Sexual Assault	74	0	2	72	0	0	0
Hospital	19	19	0	0	0	0	0
Other	5	1	4	0	0	0	0
Residential Care	5	0	0	0	5	0	0
Substance Abuse	98	1	97	0	0	0	5
<b>Sex</b>							
Female	292	204	46	55	2	0	5
Male	256	162	103	17	3	0	4
<b>Age</b>							
0-04	19	3	1	16	0	0	0
05-17	58	37	9	13	0	0	1
18-20	21	12	6	5	0	0	0
21-24	45	24	22	4	0	0	3
25-34	154	98	53	20	0	0	3
35-44	121	85	38	6	1	0	2
45-54	77	62	13	5	2	0	0
55-64	34	26	6	3	2	0	0
65-74	16	16	1	0	0	0	0
75-84	3	3	0	0	0	0	0
<b>Race</b>							
White	430	296	112	50	2	0	6
Black	56	33	12	12	2	0	0
Native American	55	33	23	9	1	0	2
Hispanic	6	3	2	1	0	0	1
Asian	1	1	0	0	0	0	0
<b>Presenting Problem/Diagnosis</b>							
Alcohol Abuse	43	4	40	0	0	0	3
Developmental Disorder	25	23	2	0	1	0	0
Mood Disorder	200	198	20	0	1	0	0
Non Alcohol/Drug Related Organic	9	9	0	0	0	0	0
Other Non-Psychotic	43	43	1	0	0	0	0
Other Psychotic	37	34	5	0	2	0	0
Schizophrenia	43	42	2	0	0	0	0
Social Conditions	84	6	5	72	1	0	2
Substance Related	80	14	73	0	0	0	4
Deferred/No Diagnosis	3	1	2	0	0	0	0
<b>Other Indicators</b>							
Deaf and Hearing Impaired	11	6	9	0	0	0	2
Dual Diagnosis	74	69	26	0	0	0	0
Homeless	29	7	10	12	4	0	0
SED (6-17)	11	11	0	0	0	0	0
SMI (If ever)	255	230	38	3	5	0	0

Notes: The same client may be counted in more than one category, e.g., clients can receive services under more than one contract source, in more than one "County of Residence," or may have multiple "Other Indicators." Please see Definition page for other considerations.

Oklahoma Department of Mental Health and Substance Abuse Services  
**Counts of Admitted Clients Served by Funding Source for Each County of Residence During FY1995**  
**COUNTY OF RESIDENCE = WASHINGTON**

	Funding Source						
	Total	Mental Health	Substance Abuse	Domestic Violence	Residential Care	Medicaid	Other
<b>Total</b>							
Unduplicated Count	1,471	472	625	661	1	0	17
<b>Agency Type</b>							
Community Mental Health Center	551	418	330	0	0	0	0
Domestic Violence and Sexual Assault	660	0	0	660	0	0	0
Hospital	78	78	0	0	0	0	0
Other	3	1	1	1	0	0	0
Residential Care	1	0	0	0	1	0	0
Substance Abuse	317	0	314	0	0	0	17
<b>Sex</b>							
Female	855	234	298	499	0	0	5
Male	616	238	327	162	1	0	12
<b>Age</b>							
0-04	65	9	7	49	0	0	0
05-17	257	170	40	75	0	0	3
18-20	82	21	30	46	0	0	0
21-24	153	26	62	86	0	0	2
25-34	393	86	182	215	0	0	7
35-44	310	75	175	136	0	0	3
45-54	133	49	90	33	1	0	2
55-64	43	16	29	12	0	0	0
65-74	18	10	8	3	0	0	0
75-84	13	7	2	5	0	0	0
85+	4	3	0	1	0	0	0
<b>Race</b>							
White	1,089	366	466	477	1	0	12
Black	100	28	38	43	0	0	1
Native American	239	66	105	120	0	0	4
Hispanic	45	11	15	21	0	0	0
Asian	2	1	1	0	0	0	0
<b>Presenting Problem/Diagnosis</b>							
Alcohol Abuse	120	9	112	1	0	0	10
Developmental Disorder	104	100	10	2	0	0	0
Mood Disorder	218	157	144	1	1	0	0
Non Alcohol/Drug Related Organic	3	3	2	0	0	0	0
Other Non-Psychotic	118	109	48	0	0	0	0
Other Psychotic	39	29	22	0	0	0	0
Personality Disorder	21	17	16	0	0	0	0
Schizophrenia	92	51	80	0	0	0	0
Social Conditions	654	3	29	628	0	0	0
Substance Related	190	11	184	0	0	0	7
Deferred/No Diagnosis	32	0	3	29	0	0	0
<b>Other Indicators</b>							
Deaf and Hearing Impaired	11	7	6	0	0	0	0
Dual Diagnosis	133	93	68	17	0	0	0
Homeless	125	20	29	84	0	0	0
SED (6-17)	94	93	8	0	0	0	0
SMI (If ever)	398	208	280	72	1	0	1

Notes: The same client may be counted in more than one category, e.g., clients can receive services under more than one contract source, in more than one "County of Residence," or may have multiple "Other Indicators." Please see Definition page for other considerations.

Oklahoma Department of Mental Health and Substance Abuse Services  
**Counts of Admitted Clients Served by Funding Source for Each County of Residence During FY1995**

**COUNTY OF RESIDENCE = WASHITA**

	Funding Source						
	Total	Mental Health	Substance Abuse	Domestic Violence	Residential Care	Medicaid	Other
<b>Total</b>							
Unduplicated Count	270	180	117	20	3	0	11
<b>Agency Type</b>							
Community Mental Health Center	231	175	93	0	0	0	11
Domestic Violence and Sexual Assault	20	0	0	20	0	0	0
Hospital	6	6	0	0	0	0	0
Residential Care	3	0	0	0	3	0	0
Substance Abuse	28	0	28	0	0	0	0
<b>Sex</b>							
Female	146	101	58	15	2	0	7
Male	124	79	59	5	1	0	4
<b>Age</b>							
0-04	9	1	2	6	0	0	2
05-17	45	37	2	5	0	0	4
18-20	17	12	8	0	2	0	1
21-24	27	17	16	4	0	0	2
25-34	62	42	25	2	0	0	1
35-44	51	35	24	1	1	0	0
45-54	22	11	14	2	0	0	0
55-64	21	12	17	0	0	0	1
65-74	10	8	5	0	0	0	0
75-84	4	4	2	0	0	0	0
85+	2	1	2	0	0	0	0
<b>Race</b>							
White	239	160	103	18	3	0	11
Black	4	1	3	0	0	0	0
Native American	12	8	2	2	0	0	0
Hispanic	15	11	8	0	0	0	0
Asian	1	0	1	0	0	0	0
<b>Presenting Problem/Diagnosis</b>							
Alcohol Abuse	19	5	15	0	0	0	0
Developmental Disorder	14	11	0	3	0	0	1
Mood Disorder	94	67	52	0	0	0	2
Non Alcohol/Drug Related Organic	4	2	2	0	0	0	0
Other Non-Psychotic	39	34	9	0	0	0	1
Other Psychotic	9	5	5	0	0	0	0
Personality Disorder	2	2	1	0	0	0	0
Schizophrenia	18	8	15	0	0	0	0
Social Conditions	57	37	3	16	0	0	7
Substance Related	25	9	18	0	0	0	0
Deferred/No Diagnosis	4	0	0	1	3	0	0
<b>Other Indicators</b>							
Dual Diagnosis	30	21	14	0	0	0	0
Homeless	17	2	2	13	0	0	0
SED (6-17)	33	31	0	0	0	0	3
SMI (If ever)	104	62	73	3	3	0	2

Notes: The same client may be counted in more than one category, e.g., clients can receive services under more than one contract source, in more than one "County of Residence," or may have multiple "Other Indicators." Please see Definition page for other considerations.



Oklahoma Department of Mental Health and Substance Abuse Services  
**Counts of Admitted Clients Served by Funding Source for Each County of Residence During FY1995**

**COUNTY OF RESIDENCE = WOODS**

	Funding Source						
	Total	Mental Health	Substance Abuse	Domestic Violence	Residential Care	Medicaid	Other
<b>Total</b>							
Unduplicated Count	263	233	33	3	0	0	1
<b>Agency Type</b>							
Community Mental Health Center	240	233	10	0	0	0	1
Domestic Violence and Sexual Assault	3	0	0	3	0	0	0
Hospital	2	2	0	0	0	0	0
Substance Abuse	26	0	26	0	0	0	0
<b>Sex</b>							
Female	161	145	17	2	0	0	0
Male	102	88	16	1	0	0	1
<b>Age</b>							
0-04	1	0	1	0	0	0	0
05-17	64	63	0	1	0	0	0
18-20	13	11	3	0	0	0	0
21-24	25	20	6	0	0	0	0
25-34	54	40	15	2	0	0	1
35-44	48	43	6	0	0	0	0
45-54	26	24	2	0	0	0	0
55-64	12	12	0	0	0	0	0
65-74	14	14	0	0	0	0	0
75-84	6	6	0	0	0	0	0
<b>Race</b>							
White	256	227	33	2	0	0	1
Black	2	1	0	1	0	0	0
Native American	1	1	0	0	0	0	0
Hispanic	3	3	0	0	0	0	0
Asian	1	1	0	0	0	0	0
<b>Presenting Problem/Diagnosis</b>							
Alcohol Abuse	23	7	18	0	0	0	0
Developmental Disorder	14	14	0	0	0	0	0
Mood Disorder	112	111	2	0	0	0	1
Non Alcohol/Drug Related Organic	2	2	0	0	0	0	0
Other Non-Psychotic	13	13	0	0	0	0	0
Other Psychotic	7	7	0	0	0	0	0
Personality Disorder	1	1	0	0	0	0	0
Schizophrenia	12	12	0	0	0	0	0
Social Conditions	69	63	5	3	0	0	0
Substance Related	9	1	8	0	0	0	0
Deferred/No Diagnosis	3	3	0	0	0	0	0
<b>Other Indicators</b>							
Dual Diagnosis	14	13	2	0	0	0	1
Homeless	5	4	0	1	0	0	0
SED (6-17)	1	1	0	0	0	0	0
SMI (If ever)	99	95	5	0	0	0	1

Notes: The same client may be counted in more than one category, e.g., clients can receive services under more than one contract source, in more than one "County of Residence," or may have multiple "Other Indicators." Please see Definition page for other considerations.

Oklahoma Department of Mental Health and Substance Abuse Services  
**Counts of Admitted Clients Served by Funding Source for Each County of Residence During FY1995**

**COUNTY OF RESIDENCE = WOODWARD**

	Funding Source						
	Total	Mental Health	Substance Abuse	Domestic Violence	Residential Care	Medicaid	Other
<b>Total</b>							
Unduplicated Count	638	454	126	108	14	0	3
<b>Agency Type</b>							
Community Mental Health Center	489	452	87	0	0	0	0
Domestic Violence and Sexual Assault	108	0	0	108	0	0	0
Hospital	3	3	0	0	0	0	0
Residential Care	14	0	0	0	14	0	0
Substance Abuse	43	0	42	0	0	0	3
<b>Sex</b>							
Female	341	252	13	79	7	0	0
Male	297	202	113	29	7	0	3
<b>Age</b>							
0-04	17	0	0	17	0	0	0
05-17	103	81	6	15	0	0	2
18-20	22	14	4	5	1	0	0
21-24	51	26	16	16	1	0	0
25-34	149	99	37	29	2	0	1
35-44	153	113	37	22	5	0	0
45-54	73	58	19	4	1	0	0
55-64	44	37	6	0	4	0	0
65-74	17	17	1	0	0	0	0
75-84	5	5	0	0	0	0	0
85+	4	4	0	0	0	0	0
<b>Race</b>							
White	573	420	99	92	11	0	2
Black	16	7	9	3	2	0	0
Native American	23	12	12	5	0	0	1
Hispanic	25	14	6	8	0	0	0
Asian	2	1	0	0	1	0	0
<b>Presenting Problem/Diagnosis</b>							
Alcohol Abuse	97	53	75	0	0	0	1
Developmental Disorder	25	23	0	2	0	0	0
Mood Disorder	209	209	7	0	0	0	0
Non Alcohol/Drug Related Organic	8	8	0	0	0	0	0
Other Non-Psychotic	19	19	4	0	0	0	0
Other Psychotic	41	36	5	0	4	0	0
Schizophrenia	33	33	0	0	0	0	0
Social Conditions	146	54	0	93	0	0	0
Substance Related	45	14	37	1	0	0	2
Deferred/No Diagnosis	28	5	0	12	11	0	0
<b>Other Indicators</b>							
Deaf and Hearing Impaired	4	2	1	1	0	0	0
Dual Diagnosis	60	60	5	0	0	0	0
Homeless	17	10	6	2	1	0	0
SED (6-17)	16	14	2	0	0	0	0
SMI (If ever)	256	220	42	15	13	0	0

Notes: The same client may be counted in more than one category, e.g., clients can receive services under more than one contract source, in more than one "County of Residence," or may have multiple "Other Indicators." Please see Definition page for other considerations.

Oklahoma Department of Mental Health and Substance Abuse Services  
**Counts of Admitted Clients Served by Funding Source for Each County of Residence During FY1995**

**COUNTY OF RESIDENCE = OUT OF STATE/UNKNOWN**

	Funding Source						
	Total	Mental Health	Substance Abuse	Domestic Violence	Residential Care	Medicaid	Other
<b>Total</b>							
Unduplicated Count	915	233	267	437	9	0	14
<b>Agency Type</b>							
Community Mental Health Center	168	146	48	0	0	0	0
Domestic Violence and Sexual Assault	438	0	2	437	0	0	2
Hospital	94	94	0	0	0	0	0
Other	3	3	0	0	0	0	0
Residential Care	9	0	0	0	9	0	0
Substance Abuse	222	5	218	0	0	0	12
<b>Sex</b>							
Female	459	80	66	325	0	0	4
Male	456	153	201	112	9	0	10
<b>Age</b>							
0-04	113	0	7	106	0	0	0
05-17	160	8	16	139	0	0	0
18-20	33	10	2	21	0	0	1
21-24	63	14	28	21	0	0	1
25-34	249	87	101	78	2	0	6
35-44	180	62	71	48	4	0	5
45-54	79	31	27	22	2	0	1
55-64	34	18	14	2	1	0	0
65-74	4	3	1	0	0	0	0
<b>Race</b>							
White	600	180	201	230	9	0	10
Black	149	25	36	95	0	0	3
Native American	83	11	14	60	0	0	0
Hispanic	73	15	16	43	0	0	1
Asian	12	3	0	9	0	0	0
<b>Presenting Problem/Diagnosis</b>							
Alcohol Abuse	114	18	103	1	0	0	7
Developmental Disorder	17	0	0	15	2	0	0
Mood Disorder	81	70	17	0	0	0	0
Non Alcohol/Drug Related Organic	5	5	1	0	0	0	0
Other Non-Psychotic	28	23	7	0	0	0	0
Other Psychotic	72	66	6	0	2	0	0
Personality Disorder	1	0	1	0	0	0	0
Schizophrenia	29	23	6	0	0	0	0
Social Conditions	424	8	18	401	1	0	2
Substance Related	125	25	104	0	0	0	5
Deferred/No Diagnosis	33	1	6	22	4	0	0
<b>Other Indicators</b>							
Deaf and Hearing Impaired	7	3	1	3	0	0	0
Dual Diagnosis	92	81	18	0	0	0	0
Homeless	277	51	48	179	3	0	2
SED (6-17)	4	3	1	0	0	0	0
SMI (If ever)	167	116	36	15	9	0	1

Notes: The same client may be counted in more than one category, e.g., clients can receive services under more than one contract source, in more than one "County of Residence," or may have multiple "Other Indicators." Please see Definition page for other considerations.

## **Definitions of Terms and Categorization Variables**

---

The following are definitions of terms and categorization variables used in this Data Book report.

### **Admitted Clients Served**

Admitted Clients Served had an admission transaction in the ICIS before or during the report year and had received a service during the year. They are counted only once in the total for each level of aggregation. This is called an unduplicated count.

### **Age**

Client age is computed using the client's age at the middle of the fiscal year.

### **Contacts**

Individuals are counted as contacts when they call or visit an agency, but are not admitted.

### **Funding Source**

Funding Source helps identify the payment source of services. Frequently, clients receive services under multiple funding sources. The funding source categories for this report were Mental Health, Substance Abuse, Domestic Violence, Residential Care, Medicaid, and Other.

### **ICIS**

The Oklahoma Department of Mental Health and Substance Abuse Services maintains an agency-wide database, the Integrated Client Information System (ICIS), to which all Department-funded services and transactions are reported. The ICIS contains demographic and service information about clients and agencies.

### **List of Agencies by Type**

The following is a list of agencies by type that provided data during the Fiscal Year 1995:

**AGENCY TYPE****AGENCY NAME****Community Mental Health**

ASSOCIATED CENTERS FOR THERAPY, INC.  
BILL WILLIS MENTAL HEALTH  
CARL ALBERT CMHC  
CENTRAL OKLAHOMA CMHC  
CHISHOLM TRAIL COUNSELING SERVICES  
COMMUNITY COUNSELING CENTER  
CREEKS MENTAL HEALTH SERVICES  
EDWIN FAIR CMHC  
FAMILY MENTAL HEALTH CENTER  
GRAND LAKE M.H.C.  
GREEN COUNTRY BEHAVIORAL HEALTH SERVICES  
HOPE COMMUNITY SERVICES, INC.  
JIM TALIAFERRO CMHC  
MENTAL HEALTH SERVICES OF SOUTHERN OKLAHOMA  
NORTH CARE CENTER  
OK COUNTY CRISIS INTERVENTION CENTER  
PARKSIDE, INC.  
RED ROCK BEHAVIORAL HEALTH SERVICES  
RED ROCK WEST  
STAR MENTAL HEALTH  
WESTERN STATE PSYCHIATRIC CENTER  
WHEATLAND MENTAL HEALTH CENTER, INC.

**Domestic Violence and Sexual Assault**

ACMI HOUSE INC  
ACTION ASSOCIATES, INC.  
COMMUNITY CRISIS CENTER, INC.  
CRISIS CONTROL CENTER  
D.V. PROG. OF N. CENTRAL OK.  
DOMESTIC ABUSE SAFE HOUSE-DASH  
DOMESTIC VIOLENCE INTERVENTION SERVICES  
FAMILY CRISIS & COUNSELING CENTER  
FAMILY CRISIS CENTER, INC.  
FAMILY SHELTER  
HELP-IN-CRISIS, INC.  
N.W. DOMESTIC CRISIS SERVICES  
NEW DIRECTIONS, INC.  
PROJECT SAFE, INC.  
S.O.S. FOR FAMILIES  
STILLWATER DOMESTIC VIOLENCE SERVICE INC.  
WOMEN IN SAFE HOMES, INC.  
WOMEN'S CRISIS SERVICES  
WOMEN'S SERVICE & FAMILY RESOURCE CENTER  
WOMENS RESOURCE CENTER  
YWCA CRISIS CENTER  
YWCA OF OKC CRISIS SERVICES

AGENCY TYPE	AGENCY NAME
<b>Hospitals</b>	EASTERN STATE HOSPITAL GRIFFIN MEMORIAL HOSPITAL OKLAHOMA YOUTH CENTER
<b>Other Agencies</b>	CENTER FOR CHILDREN & FAMILIES DIVORCE VISITATION ARBITRATION GREAT PLAINS IMPROVEMENT FND. HIV RESOURCE CONSORTIUM HOMINY HEALTH SRVCS CENTER INC. PEOPLE INCORPORATED PROJECT HEARTLAND TULSA METROPOLITAN MINISTRY TULSA SEXUAL ASSAULT NURSE EXAMINERS PROGRAM
<b>Residential Care</b>	AUTUMN YEARS RESIDENT RANCH BOLEY RESIDENTIAL CARE HOME CONNECTIONS RESIDENTIAL CARE COPP'S RESIDENTIAL CARE, INC. COUNTRY LANE RESID. CARE HOME DON MENTZER FACILITY DOW RESIDENTIAL CARE HOME DUNCAN COMMUNITY RESIDENCE INC DYCO PROPERTIES, INC. EDNA LEE'S RESIDENTIAL CARE EL RENO RESIDENTIAL CARE ELM TREE HOUSE FAIR OAKS GREEN ACRES HIGH CEDAR RESIDENTIAL CARE LAKE FRANCIS RETIREMENT CENTER LAKEVIEW LODGING LEXINGTON ROOM & BOARD MILLER COZY HOME, INC. NORTH FORK RESIDENTIAL CARE PADEN RESIDENTIAL CARE PARKVIEW RESIDENTIAL CARE PATHWAYS SUPPORTIVE LIVING CENTER RAMBLING ROSE RESIDENTIAL CARE SANTE FE RESIDENTIAL CARE SOUTHWEST RETIREMENT HOME, INC SUGAR MOUNTAIN RETREAT SUNNY ACRES BOARDING MANOR, INC. SUNNY ACRES RESIDENTIAL CARE VIAN RESIDENTIAL CARE WESTCARE SUPP LIVING CENTER

**AGENCY TYPE****AGENCY NAME**

---

**Substance Abuse**

ADA AREA CHEMICAL DEPENDENCY CENTER, INC.  
ALPHA II, INC.  
BRIDGEWAY  
CAA TURNING POINT  
CARE FOR CHANGE, INC.  
CARVER CENTER  
COMMUNITY ALCOHOLISM SERVICES  
CROSSROADS COUNSELING  
DRUG RECOVERY, INC.  
EAGLE RIDGE INSTITUTE  
EDMOND FAMILY SERVICES, INC.  
FIRST WINGS OF FREEDOM  
GATEWAY TO PREVENTION/RECOVERY  
HOUSE OF HOPE, INC.  
INDIAN HEALTH CARE RESOURCE CENTER  
KIAMICHI COUNCIL ON ALCOHOLISM  
LEFLORE COUNTY YOUTH & FAMILY SERVICES, INC.  
LIFE IMPROVEMENT CENTER  
LOGAN COUNTY YOUTH AND FAMILY SERVICES INC.  
METRO TULSA SUBSTANCE ABUSE SERVICES  
MONARCH, INC.  
MOORE ALCOHOL AND DRUG CENTER  
MUSKOGEE CO COUNCIL YTH SV  
N.E. OK COUNCIL ON ALCOHOLISM  
N.W. FAMILY SERVICES, INC.  
NAIC CENTER OF OKLAHOMA ALCOHOL & DRUG SERVICES, INC.  
NATIVE AMERICAN CENTER OF RECOVERY  
NEW HOPE OF MANGUM  
NORMAN ALCOHOL AND DRUG TREATMENT CENTER  
OPPORTUNITIES, INC.  
PALMER DRUG ABUSE PROGRAM INC.  
PAYNE CO COUNSELING SERVICES, INC.  
ROADBACK, INC.  
ROGERS COUNTY DRUG ABUSE PROGRAM, INC.  
S.W. YOUTH & FAMILY SERVICES  
SECOND CHANCE CDU  
SOAARR, INC.  
STARTING POINT II, INC.  
STREET SCHOOL, INC.  
THE NEXT STEP NETWORK, INC.  
THE OAKS BEHAVIORAL HEALTH CENTER  
THE REFERRAL CENTER  
TRI-CITY SUBSTANCE ABUSE CENTER  
TRI-CITY YOUTH & FAMILY CENTER  
TURNING POINT  
TWELVE & TWELVE, INC.  
VINITA ALCOHOL AND DRUG TREATMENT CENTER

## **ODMHSAS**

Refers to the Oklahoma Department of Mental Health and Substance Abuse Services.

## **Other Indicators**

There are several groups of clients that are of special interest because they have special treatment needs, state or federal requirements regarding their placement or the services they receive, or because they are part of a priority population. The definitions of these groups and criteria for their selection are provided below:

- **Deaf and Hearing Impaired**

Clients who are deaf, hard of hearing, or indicated the need for an interpreter for the deaf were grouped to form the Deaf and Hearing Impaired category.

- **Homeless**

A homeless person under ICIS criteria is a person who: (a) lacks a fixed, regular and adequate night time residence AND (b) has a primary night time residence that is a supervised publicly or privately operated shelter designed to provide temporary living accommodations including welfare hotels, congregate shelters, halfway houses, and transitional housing for the mentally ill; or an institution that provides a temporary residence for individuals intended to be institutionalized; or a public or private place not designed for, or ordinarily used as, a regular sleeping accommodation for human beings, not limited to people living on the streets. Individuals are considered homeless if they have lost their permanent residence, and are temporarily living in a shelter to avoid being on the street. Prisoners being released or in the custody of a correctional facility are not considered homeless at the time of admission for treatment. The definition also excludes persons in a hospital, residential care facility, commercial hotel/motel, supervised apartment, or living with parent/other relative (even if only temporarily). The definition does include domestic violence and sexual assault shelters, as the persons have fled a residence that is not adequate (i.e., not safe).

- **Legal Status**

Legal Status has three categories; Voluntary, Civil Involuntary, and Criminal Involuntary. The categories of legal status (with ICIS codes) are as follows:



**Voluntary.** These clients enter treatment voluntarily and are coded Voluntary Admission (01), Court Voluntary (02), Informal Admission (16), or Other (18).

**Civil Involuntary.** These clients are required by the court system to receive services, even though they may be reluctant. They are coded Court Commitment (03), Order of Detention (06), Juvenile Court Order (07), Transfer – Other Legal Entity (08), Court Ordered Juveniles in Need of Treatment, DHS given custody (10), Court Ordered Juveniles in Need of Treatment Parental Custody Retained (11), Emergency Detention (12), Continued Court Detention (13), 28-Day Court Commitment (14), or Protective Custody (17).

**Criminal Involuntary.** These clients are required to receive services because they have been accused of or have committed a crime. Codes include the following; Incompetent to Stand Trial (04), Not Guilty by Reason of Insanity (05), Court Order for Observation and Evaluation (09), Court Referred DUI Clients (15), Criminal Hold (20), or Court Commit with Hold (21).

- **Adults with Serious Mental Illness (SMI)**

SMI denotes clients who have been identified **at any time** as having a serious mental illness using the formal ODMHSAS definition. According to this definition, an Adult with a Serious Mental Illness must be an individual 18 years of age or older.

- **Children with a Serious Emotional Disturbance (SED)**

SED refers to children who meet departmental criteria for having a Serious Emotional Disturbance.

- **Any Alcohol/Drug Problem**

A substance abuse client is one who has one or more DSM-IV Axis I primary, secondary or tertiary diagnoses from categories 1.a. or 1.b. (in the Dual Diagnosis definition below) or one or more ICIS Substance Abuse Related Problems (710-731, 741-743). Clients identified only as co-dependents are not identified as substance abusers.

- **Dual Diagnosis Client**

A dual diagnosis client is one who meets the criteria for having a substance abuse diagnosis from categories 1.a. or 1.b. below and meets the criteria for a mental illness based on one or more DSM-IV Axis II primary, secondary, or tertiary diagnoses from categories 2.a. through 2.e. below.

- 1.a. Psychoactive Substance Induced Organic Disorders: 291.0-291.8, 292.0-292.83, 292.89-282.99
- b. Psychoactive Substance Use Disorders: 303.0-305.99.
- 2.a. Schizophrenia: 295.10, 295.20, 295.30, 295.40, 295.60, 295.70, 295.90
- b. Delusional (Paranoid) Disorder: 297.1
- c. Other Psychotic Disorders: 295.40, 295.70, 297.3, 298.8, 298.9, 297.1, 297.3
- d. Mood Disorders: 296.20-296.7
- e. Borderline Personality Disorder: 301.83

## Presenting Problem/Diagnosis

Categories for this variable are based on the DSM-IV primary diagnosis or primary presenting problem. If the admitting agency has clinicians qualified to make a diagnosis, the diagnosis is used, otherwise, a presenting problem is used to define a client's category.

Categories	Codes
<b>Developmental Disorders</b>	
DSM-IV Codes:	302.5-302.69, 302.85, 307-307.39, 307.5-307.99, 309.21, 312-312.29, 312.9-313.21, 313.81-313.89, 314-314.99, 315-319.99, 299-299.99
Presenting Problems:	210, 240
<b>Non Alcohol/Drug Related Organic</b>	
DSM-IV Codes:	290-290.99, 293-293.83, 294-294.80, 310-310.10
<b>Alcohol Abuse</b>	
DSM-IV Codes:	291-291.99, 293.9, 303-303.99, 305-305.02
Presenting Problems:	741, 710, 711
<b>Other Substance Abuse</b>	
DSM-IV Codes:	305.1-305.99, 292-292.99, 304-304.99
Presenting Problems:	742, 743, 744, 720-731
<b>Schizophrenia</b>	
DSM-IV Codes:	295 (excluding 295.4, 295.7)

Categories	Codes
<b>Other Psychotic</b>	
DSM-IV Codes:	297-298.9, 295.40, 294.9, 295.70
Presenting Problems:	510-530, 650
<b>Mood Disorders</b>	
DSM-IV Codes:	296-296.99 301.13, 300.4-300.49, 293.89, 311-311.99
Presenting Problems:	500-503
<b>Other Non-Psychotic</b>	
DSM-IV Codes:	300-300.39, 300.6-300.99, 302-302.49, 302.7-302.84, 302.89-302.99, 307-4-307.49, 307.8, 312.8, 308.3-309.19, 309.23-309.99, 312.3, 316-316.99, 780.50
<b>Personality Disorders</b>	
DSM-IV Codes:	301-301.9
<b>Social Conditions</b>	
DSM-IV Codes:	V40.00-V40.60, V61-V71.02, 955.5-995.81
Presenting Problems:	740, 450, 620-632, 311-420
<b>Deferred/No Diagnosis</b>	
DSM-IV Codes:	799.9-799.90, V71.09
Presenting Problems:	110, 130

## Race

The Unknown category was utilized to group Clients who made no selection from the choices below indicating their race.

The following groupings are used for reporting race:

- White
- Black
- Native American
- Hispanic
- Asian
- Unknown

**Various Categories:**

In response to many special report requests in past years, the special reports table was generated to address the majority of those requests.

## **Description of the Data Book**

---

This Data Book displays Counts of Admitted Clients Served by Funding Source for Sex, Age, Race, Presenting Problem/Diagnosis, County of Residence, and Other Indicators. It contains six tables presenting data for 1) Statewide Total, 2) Agency, 3) Agency Type, 4) County of Residence, 5) Planning Area, and 6) Various Categories.

### **Admitted Clients Served by Funding Source**

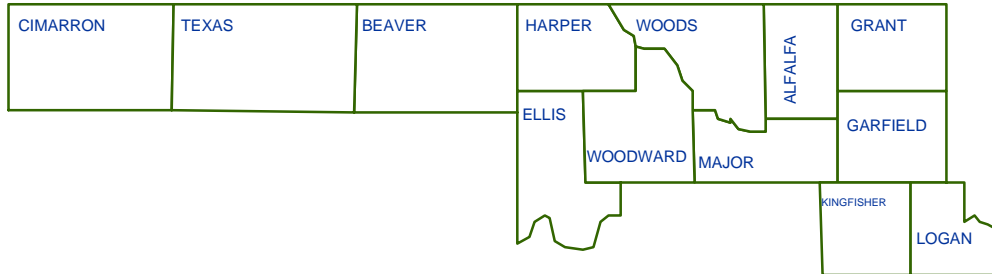
Admitted Clients Served are clients who have an admission transaction in the ICIS before or during the report year and had received a service during the report year. They are counted only once in the total for each level of aggregation or category in which they appear. This is called an unduplicated count. For example, a client may receive services at one hospital and then receive services at another hospital in the same year. This client would be counted twice (once at each hospital) in the agency report, but only once in the agency type and statewide tables. Because information such as age and sex should remain constant (except for data entry errors), counts for categories of these variables will sum to the total clients served on each table. Variables that might change from admission at one facility to admission at another or over time, (e.g., legal status, diagnosis, and target population) can be counted in more than one category and should not be summed.

This Data Book shows only clients who were admitted for services and excludes contacts. It enumerates admitted clients, but further limits the counts to specific subgroups of the client population. Each individual counted has received a service at some time during the year regardless of the year he/she was admitted. Clients are grouped by frequently referenced demographics: Sex, Age, Race, Presenting Problem/Diagnosis, County of Residence, and Other Indicators. A client may be in more than one of these groups, or a client's group may change during the year. As a result, the sum of target populations exceeds the total number served. However, for any given population, the age, race, and sex, which do not change (age is calculated as of a single point in time), are unduplicated counts and should equal the total.

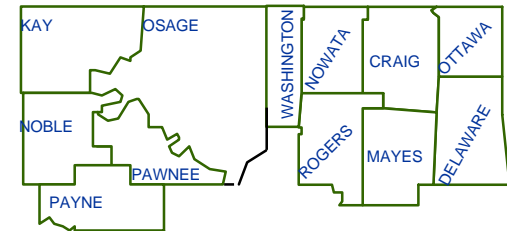
OKLAHOMA DEPARTMENT OF MENTAL HEALTH  
AND SUBSTANCE ABUSE SERVICES

# Planning Areas

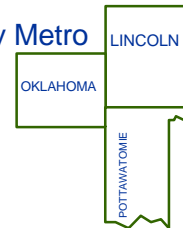
Northwest



Northeast



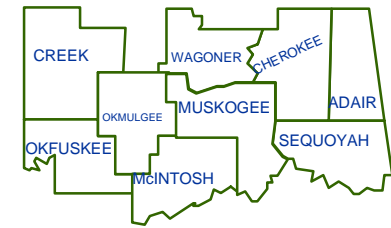
Oklahoma City Metro



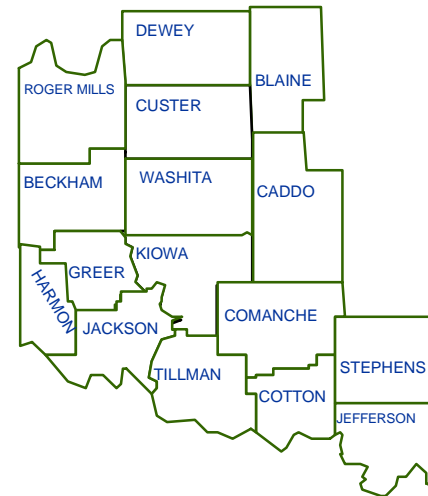
Tulsa Metro



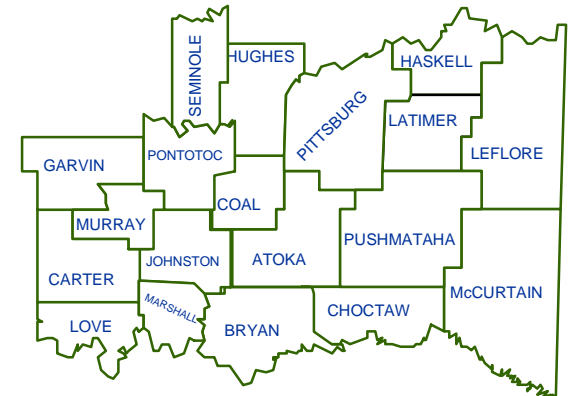
East Central



Central



Southwest



Southeast