

data

BOOK FOR FISCAL YEAR 1996

Admitted Clients Served
By Funding Source

Table 4. Counts of Admitted
Clients Served for each County
of Residence

DATA BOOK FOR FISCAL YEAR 1996

Published by

Oklahoma Department of Mental Health and Substance Abuse
Services

Prepared by

Ali Akour, Ph.D.

Data Analyst, Evaluation and Data Analysis Section
Decision Support Services

2002

Terry Cline, Ph.D., Commissioner
Steve Davis, Ph.D., Director of Decision Support Services
Mark Reynolds, Ed. D., Evaluation & Data Analysis Data Projects Manager

Public Domain Notice

The Data Book for Fiscal Year 1996 is in the public domain and may be reproduced or copied without permission from the Oklahoma Department of Mental Health and Substance Abuse Services. However, this publication may not be reproduced or distributed for a fee without the specific, written authorization of Oklahoma Department of Mental Health and Substance Abuse Services. Citation of the source is appreciated.

Electronic Access to Publication

This publication is available on the World Wide Web at:
<http://www.odmhsas.org/specialreports.htm>

How to Contact Us

**Oklahoma Department of Mental Health and Substance Abuse Services
Evaluation and Data Analysis Section**

P.O. Box 53277
Oklahoma City, OK 73152-3277
(405) 522-3813

Contents

Introduction

Admitted Clients Served by Funding Source

- Table 1. Counts of Admitted Clients Served for **Statewide Total**
- Table 2. Counts of Admitted Clients Served for each **Agency**
- Table 3. Counts of Admitted Clients Served for each **Agency Type**
- Table 4. Counts of Admitted Clients Served for each **County of Residence**
- Table 5. Counts of Admitted Clients Served for each **Planning Area**
- Table 6. Counts of Admitted Clients Served for **Various Categories**

Appendix

Definitions of Terms and Categorization Variables

Description of the Data Book

Map of Planning Areas

DATA BOOK FOR FISCAL YEAR 1996

Introduction

Prior to Fiscal Year 1999, any client seen at an Oklahoma Department of Mental Health and Substance Abuse Services (ODMHSAS) contracted facility was reported, regardless of who paid for the service. Starting with Fiscal Year 1999, only clients funded in full or in part by ODMHSAS were reported. Therefore, previous years' reported client counts will be larger than in following years.

During the Fiscal Year 1996, the State of Oklahoma expenditures on community mental health services, inpatient facilities, substance abuse services, domestic violence/sexual assault services, and departmental management amounted to approximately \$158 million dollars. An unduplicated total of approximately 98,291 recipients were served system-wide in FY 1996. The unduplicated total of 98,291 recipients consists of 67,581 recipients that were admitted and served and 30,710 recipients that were contacts. This Data Book report is generated to provide basic information about these recipients for policy makers, interest groups, and others working to improve the quality of life for those in need.

The Data Book report is produced by the Evaluation and Data Analysis Section of the Decision Support Services Division at the ODMHSAS. The report summarizes demographic information for clients served in agencies operated by or funded through ODMHSAS. To create the Data Book report, data are extracted from the ODMHSAS Integrated Client Information System (ICIS). ICIS contains demographic and service information about service recipients and agencies.

This Data Book report focuses on Admitted Clients Served by Funding Source. To meet the specific needs of a variety of entities, the information is divided into tables and each table presents a different view of the data. Definitions of terms and a map of planning areas are also provided.

Oklahoma Department of Mental Health and Substance Abuse Services
Counts of Admitted Clients Served by Funding Source for Each County of Residence During FY1996
COUNTY OF RESIDENCE = ADAIR

	Funding Source						
	Total	Mental Health	Substance Abuse	Domestic Violence	Residential Care	Medicaid	
Total							
Unduplicated Count	327	207	95	69	27	92	7
Agency Type							
Community Mental Health Center	215	194	75	0	0	92	6
Domestic Violence and Sexual Assault	69	0	0	69	0	0	0
Hospital	24	24	0	0	0	0	0
Other	1	1	0	0	0	0	0
Residential Care	27	0	0	0	27	0	0
Substance Abuse	25	0	24	0	0	0	1
Sex							
Female	177	108	44	47	12	50	2
Male	150	99	51	22	15	42	5
Age							
0-04	22	0	3	19	0	0	0
05-17	46	16	3	28	0	6	1
18-20	8	7	4	0	0	0	0
21-24	16	7	8	5	0	0	0
25-34	71	46	34	12	2	22	0
35-44	77	60	26	3	7	28	2
45-54	44	36	12	1	6	17	1
55-64	23	19	4	0	6	10	2
65-74	13	10	0	1	4	6	0
75-84	7	6	1	0	2	3	1
Race							
White	215	158	67	24	21	68	5
Black	3	2	0	1	1	2	1
Native American	107	45	28	44	5	22	1
Hispanic	1	1	0	0	0	0	0
Asian	1	1	0	0	0	0	0
Presenting Problem/Diagnosis							
Alcohol Abuse	24	6	21	0	0	2	1
Developmental Disorder	5	3	1	0	2	0	0
Mood Disorder	89	83	29	0	2	30	1
Non Alcohol/Drug Related Organic	2	2	0	0	0	1	0
Other Non-Psychotic	31	31	7	0	0	10	1
Other Psychotic	45	28	4	0	18	11	0
Personality Disorder	4	2	2	0	0	3	0
Schizophrenia	48	48	6	0	0	32	4
Social Conditions	75	0	5	69	1	0	0
Substance Related	27	12	22	0	0	3	0
Deferred/No Diagnosis	5	1	0	0	4	0	0
Other Indicators							
Deaf and Hearing Impaired	10	6	6	0	0	1	0
Dual Diagnosis	20	20	6	0	0	7	0
Homeless	60	4	9	47	2	0	0
SED (6-17)	13	13	0	0	0	6	1
SMI (If ever)	163	149	41	2	27	74	5

Notes: The same client may be counted in more than one category, e.g., clients can receive services under more than one contract source, in more than one "County of Residence," or may have multiple "Other Indicators." Please see Definition page for other considerations.

Oklahoma Department of Mental Health and Substance Abuse Services
 Counts of Admitted Clients Served by Funding Source for Each County of Residence During FY1996

COUNTY OF RESIDENCE = ALFALFA

	Funding Source						
	Total	Mental Health	Substance Abuse	Domestic Violence	Residential Care	Medicaid	Other
Total							
Unduplicated Count	102	79	19	5	0	26	1
Agency Type							
Community Mental Health Center	92	79	14	0	0	26	0
Domestic Violence and Sexual Assault	5	0	0	5	0	0	0
Substance Abuse	7	0	6	0	0	0	1
Sex							
Female	44	38	2	4	0	14	1
Male	58	41	17	1	0	12	0
Age							
05-17	11	10	0	1	0	3	0
18-20	2	2	0	0	0	0	0
21-24	9	7	2	0	0	1	0
25-34	28	15	10	3	0	5	1
35-44	23	19	5	0	0	4	0
45-54	12	12	0	0	0	4	0
55-64	11	8	2	1	0	5	0
65-74	2	2	0	0	0	1	0
75-84	4	4	0	0	0	3	0
Race							
White	89	75	12	3	0	25	1
Black	2	0	2	0	0	0	0
Native American	9	3	4	2	0	1	0
Hispanic	2	1	1	0	0	0	0
Presenting Problem/Diagnosis							
Alcohol Abuse	15	3	10	2	0	0	0
Developmental Disorder	6	6	0	0	0	1	0
Mood Disorder	28	28	0	0	0	8	0
Non Alcohol/Drug Related Organic	5	5	0	0	0	3	0
Other Non-Psychotic	9	9	0	0	0	2	0
Other Psychotic	4	4	0	0	0	3	0
Personality Disorder	3	3	0	0	0	0	0
Schizophrenia	8	8	0	0	0	7	0
Social Conditions	11	8	0	2	0	2	1
Substance Related	14	5	10	0	0	0	0
Deferred/No Diagnosis	1	0	0	1	0	0	0
Other Indicators							
Dual Diagnosis	5	5	0	0	0	1	0
Homeless	4	0	0	4	0	0	0
SED (6-17)	2	2	0	0	0	1	0
SMI (If ever)	48	44	2	2	0	21	0

Notes: The same client may be counted in more than one category, e.g., clients can receive services under more than one contract source, in more than one "County of Residence," or may have multiple "Other Indicators." Please see Definition page for other considerations.

Oklahoma Department of Mental Health and Substance Abuse Services
Counts of Admitted Clients Served by Funding Source for Each County of Residence During FY1996

COUNTY OF RESIDENCE = ATOKA

	Funding Source						
	Total	Mental Health	Substance Abuse	Domestic Violence	Residential Care	Medicaid	Other
Total							
Unduplicated Count	313	129	150	27	0	42	6
Agency Type							
Community Mental Health Center	143	126	9	0	0	19	2
Domestic Violence and Sexual Assault	27	0	2	27	0	0	0
Hospital	5	5	0	0	0	0	0
Substance Abuse	145	0	139	0	0	23	4
Sex							
Female	157	81	46	21	0	29	3
Male	156	48	104	6	0	13	3
Age							
0-04	15	0	9	8	0	3	0
05-17	28	4	13	8	0	9	0
18-20	8	1	5	2	0	0	0
21-24	20	3	13	4	0	4	1
25-34	68	18	42	1	0	11	4
35-44	90	43	46	3	0	7	0
45-54	48	34	13	1	0	4	1
55-64	22	14	7	0	0	3	0
65-74	11	11	0	0	0	0	0
75-84	3	1	2	0	0	1	0
Race							
White	240	107	107	17	0	33	5
Black	21	9	12	0	0	2	0
Native American	45	11	27	9	0	6	1
Hispanic	6	1	3	1	0	1	0
Asian	2	1	1	0	0	0	0
Presenting Problem/Diagnosis							
Alcohol Abuse	80	6	74	0	0	5	2
Developmental Disorder	1	1	0	0	0	0	0
Mood Disorder	63	63	0	0	0	4	0
Non Alcohol/Drug Related Organic	1	1	0	0	0	0	0
Other Non-Psychotic	11	11	0	0	0	2	0
Other Psychotic	22	22	0	0	0	5	0
Schizophrenia	23	23	0	0	0	1	0
Social Conditions	76	2	38	27	0	19	3
Substance Related	41	3	38	0	0	6	1
Other Indicators							
Deaf and Hearing Impaired	7	3	3	0	0	2	0
Dual Diagnosis	25	25	0	0	0	3	0
Homeless	15	0	1	14	0	0	0
SED (6-17)	2	1	1	0	0	1	0
SMI (If ever)	96	87	9	0	0	14	0

Notes: The same client may be counted in more than one category, e.g., clients can receive services under more than one contract source, in more than one "County of Residence," or may have multiple "Other Indicators." Please see Definition page for other considerations.

Oklahoma Department of Mental Health and Substance Abuse Services
 Counts of Admitted Clients Served by Funding Source for Each County of Residence During FY1996

COUNTY OF RESIDENCE = BEAVER

	Funding Source						
	Total	Mental Health	Substance Abuse	Domestic Violence	Residential Care	Medicaid	Other
Total							
Unduplicated Count	50	32	15	2	1	6	2
Agency Type							
Community Mental Health Center	34	32	3	0	0	6	0
Domestic Violence and Sexual Assault	2	0	0	2	0	0	0
Hospital	1	1	0	0	0	0	0
Residential Care	1	0	0	0	1	0	0
Substance Abuse	14	0	12	0	0	0	2
Sex							
Female	27	19	4	2	1	5	0
Male	23	13	11	0	0	1	2
Age							
0-04	1	1	0	0	0	0	0
05-17	2	1	0	0	0	1	1
18-20	3	1	0	1	1	0	0
25-34	21	10	8	1	0	5	1
35-44	13	9	7	0	0	0	0
45-54	9	9	0	0	0	0	0
55-64	1	1	0	0	0	0	0
Race							
White	46	31	13	2	1	5	2
Native American	1	0	0	0	0	1	0
Hispanic	3	1	2	0	0	0	0
Presenting Problem/Diagnosis							
Alcohol Abuse	13	1	11	0	0	0	2
Mood Disorder	20	19	1	0	0	5	0
Other Non-Psychotic	3	3	0	0	0	0	0
Other Psychotic	5	4	0	0	1	0	0
Schizophrenia	3	3	0	0	0	0	0
Social Conditions	4	1	1	2	0	0	0
Substance Related	4	2	2	0	0	1	0
Other Indicators							
Deaf and Hearing Impaired	1	1	0	0	0	1	0
Dual Diagnosis	5	5	0	0	0	1	0
Homeless	1	1	0	0	0	0	0
SED (6-17)	2	1	0	0	0	1	1
SMI (If ever)	21	19	0	0	1	4	0

Notes: The same client may be counted in more than one category, e.g., clients can receive services under more than one contract source, in more than one "County of Residence," or may have multiple "Other Indicators." Please see Definition page for other considerations.

Oklahoma Department of Mental Health and Substance Abuse Services
 Counts of Admitted Clients Served by Funding Source for Each County of Residence During FY1996

COUNTY OF RESIDENCE = BECKHAM

	Funding Source						
	Total	Mental Health	Substance Abuse	Domestic Violence	Residential Care	Medicaid	Other
Total							
Unduplicated Count	687	491	136	37	0	153	24
Agency Type							
Community Mental Health Center	558	489	24	0	0	153	22
Domestic Violence and Sexual Assault	37	0	0	37	0	0	0
Hospital	9	9	0	0	0	0	0
Substance Abuse	116	0	116	0	0	0	2
Sex							
Female	332	262	32	22	0	94	6
Male	355	229	104	15	0	59	18
Age							
0-04	26	12	0	8	0	8	1
05-17	111	81	6	8	0	40	14
18-20	38	31	7	0	0	4	1
21-24	74	48	19	8	0	9	0
25-34	152	105	44	4	0	29	4
35-44	158	104	46	6	0	27	3
45-54	74	60	11	3	0	15	1
55-64	37	34	3	0	0	13	0
65-74	14	13	0	0	0	7	0
75-84	2	2	0	0	0	1	0
85+	1	1	0	0	0	0	0
Race							
White	613	447	118	31	0	135	19
Black	21	15	4	0	0	8	1
Native American	19	6	6	6	0	2	0
Hispanic	33	21	9	0	0	7	4
Asian	2	2	0	0	0	1	0
Presenting Problem/Diagnosis							
Alcohol Abuse	108	25	86	0	0	2	3
Developmental Disorder	37	29	0	0	0	19	3
Mood Disorder	192	185	0	0	0	48	1
Non Alcohol/Drug Related Organic	5	5	0	0	0	2	0
Other Non-Psychotic	142	128	0	0	0	37	4
Other Psychotic	31	31	0	0	0	8	0
Personality Disorder	5	4	0	0	0	3	0
Schizophrenia	63	60	0	0	0	21	1
Social Conditions	75	28	0	34	0	12	9
Substance Related	68	12	58	0	0	1	2
Deferred/No Diagnosis	4	0	0	3	0	0	1
Other Indicators							
Deaf and Hearing Impaired	6	5	1	0	0	2	0
Dual Diagnosis	56	55	0	0	0	11	1
Homeless	23	2	4	17	0	0	0
SED (6-17)	69	63	3	0	0	30	5
SMI (If ever)	318	292	21	2	0	92	3

Notes: The same client may be counted in more than one category, e.g., clients can receive services under more than one contract source, in more than one "County of Residence," or may have multiple "Other Indicators." Please see Definition page for other considerations.

Oklahoma Department of Mental Health and Substance Abuse Services
Counts of Admitted Clients Served by Funding Source for Each County of Residence During FY1996

COUNTY OF RESIDENCE = BLAINE

	Funding Source						
	Total	Mental Health	Substance Abuse	Domestic Violence	Residential Care	Medicaid	Other
Total							
Unduplicated Count	342	210	106	6	1	85	18
Agency Type							
Community Mental Health Center	242	208	9	0	0	85	17
Domestic Violence and Sexual Assault	6	0	0	6	0	0	0
Hospital	4	4	0	0	0	0	0
Other	1	1	0	0	0	0	0
Residential Care	1	0	0	0	1	0	0
Substance Abuse	100	0	99	0	0	0	1
Sex							
Female	184	122	43	6	0	55	8
Male	158	88	63	0	1	30	10
Age							
0-04	21	12	0	1	0	10	4
05-17	86	74	0	1	0	40	13
18-20	10	4	4	1	0	2	0
21-24	20	8	9	0	0	5	0
25-34	83	38	48	1	1	7	1
35-44	58	29	28	0	0	12	0
45-54	40	25	13	2	0	5	0
55-64	11	8	3	0	0	2	0
65-74	8	7	1	0	0	1	0
75-84	4	4	0	0	0	1	0
85+	1	1	0	0	0	0	0
Race							
White	250	157	74	4	0	61	15
Black	36	26	8	0	1	15	1
Native American	43	17	21	2	0	6	2
Hispanic	12	9	3	0	0	3	0
Asian	1	1	0	0	0	0	0
Presenting Problem/Diagnosis							
Alcohol Abuse	33	5	29	0	0	1	1
Developmental Disorder	24	20	0	0	1	11	3
Mood Disorder	80	74	0	1	0	22	0
Non Alcohol/Drug Related Organic	3	3	0	0	0	1	0
Other Non-Psychotic	56	46	0	0	0	29	5
Other Psychotic	7	7	0	0	0	1	0
Personality Disorder	1	1	0	0	0	0	0
Schizophrenia	19	19	0	0	0	9	0
Social Conditions	50	36	0	4	0	12	8
Substance Related	80	3	77	0	0	0	1
Deferred/No Diagnosis	1	0	0	1	0	0	0
Other Indicators							
Deaf and Hearing Impaired	6	1	5	0	0	0	0
Dual Diagnosis	19	19	0	0	0	5	0
Homeless	75	2	70	3	0	0	0
SED (6-17)	65	58	0	0	0	32	11
SMI (If ever)	127	97	28	2	1	30	1

Notes: The same client may be counted in more than one category, e.g., clients can receive services under more than one contract source, in more than one "County of Residence," or may have multiple "Other Indicators." Please see Definition page for other considerations.

Oklahoma Department of Mental Health and Substance Abuse Services
Counts of Admitted Clients Served by Funding Source for Each County of Residence During FY1996

COUNTY OF RESIDENCE = BRYAN

	Funding Source						
	Total	Mental Health	Substance Abuse	Domestic Violence	Residential Care	Medicaid	Other
Total							
Unduplicated Count	1,010	666	148	206	0	264	3
Agency Type							
Community Mental Health Center	695	652	21	0	0	259	2
Domestic Violence and Sexual Assault	205	0	0	205	0	0	0
Hospital	37	37	0	0	0	0	0
Other	1	0	0	1	0	0	0
Substance Abuse	131	0	131	0	0	5	1
Sex							
Female	607	384	55	164	0	167	1
Male	403	282	93	42	0	97	2
Age							
0-04	46	17	1	25	0	13	0
05-17	204	128	5	68	0	67	1
18-20	50	27	11	6	0	9	1
21-24	69	33	20	17	0	10	0
25-34	220	144	45	42	0	42	0
35-44	219	151	44	33	0	55	1
45-54	120	96	11	13	0	42	0
55-64	50	40	9	2	0	14	0
65-74	22	20	1	0	0	9	0
75-84	9	9	0	0	0	3	0
85+	1	1	1	0	0	0	0
Race							
White	847	575	114	163	0	223	3
Black	23	14	3	6	0	4	0
Native American	117	63	26	32	0	28	0
Hispanic	20	12	5	4	0	7	0
Asian	4	3	0	1	0	2	0
Presenting Problem/Diagnosis							
Alcohol Abuse	95	35	75	0	0	6	0
Developmental Disorder	42	41	0	0	0	12	0
Mood Disorder	261	249	3	0	0	84	0
Non Alcohol/Drug Related Organic	11	11	0	0	0	4	0
Other Non-Psychotic	142	132	0	0	0	57	0
Other Psychotic	37	34	0	0	0	19	0
Personality Disorder	4	4	0	0	0	4	0
Schizophrenia	47	46	0	0	0	27	0
Social Conditions	328	100	24	192	0	47	2
Substance Related	59	25	42	0	0	3	1
Deferred/No Diagnosis	19	0	5	14	0	1	0
Other Indicators							
Deaf and Hearing Impaired	5	4	0	0	0	2	0
Dual Diagnosis	65	64	3	0	0	27	0
Homeless	124	11	5	109	0	2	0
SED (6-17)	11	10	1	0	0	7	0
SMI (If ever)	334	299	25	17	0	142	1

Notes: The same client may be counted in more than one category, e.g., clients can receive services under more than one contract source, in more than one "County of Residence," or may have multiple "Other Indicators." Please see Definition page for other considerations.

Oklahoma Department of Mental Health and Substance Abuse Services
Counts of Admitted Clients Served by Funding Source for Each County of Residence During FY1996

COUNTY OF RESIDENCE = CADDO

	Funding Source						
	Total	Mental Health	Substance Abuse	Domestic Violence	Residential Care	Medicaid	Other
Total							
Unduplicated Count	507	307	150	57	0	59	10
Agency Type							
Community Mental Health Center	332	293	31	0	0	45	6
Domestic Violence and Sexual Assault	57	0	0	57	0	0	0
Hospital	12	12	0	0	0	0	0
Other	5	5	0	0	0	0	0
Substance Abuse	130	0	128	0	0	14	4
Sex							
Female	262	170	58	41	0	30	2
Male	245	137	92	16	0	29	8
Age							
0-04	33	13	3	17	0	3	0
05-17	152	93	25	11	0	36	6
18-20	14	7	6	1	0	1	2
21-24	35	18	10	8	0	2	0
25-34	108	63	49	9	0	10	1
35-44	93	59	33	8	0	2	0
45-54	52	39	17	3	0	3	1
55-64	13	9	5	0	0	0	0
65-74	6	6	1	0	0	2	0
75-84	1	0	1	0	0	0	0
Race							
White	277	188	76	28	0	22	4
Black	37	23	12	3	0	3	1
Native American	167	79	59	20	0	31	5
Hispanic	28	16	5	6	0	3	0
Asian	1	1	0	0	0	0	0
Presenting Problem/Diagnosis							
Alcohol Abuse	72	15	62	0	0	2	1
Developmental Disorder	27	22	0	0	0	7	2
Mood Disorder	85	78	3	0	0	10	1
Non Alcohol/Drug Related Organic	3	1	0	0	0	2	0
Other Non-Psychotic	100	89	0	0	0	19	1
Other Psychotic	28	26	6	0	0	1	0
Personality Disorder	1	1	0	0	0	0	0
Schizophrenia	36	36	4	0	0	1	2
Social Conditions	96	14	20	57	0	12	0
Substance Related	73	20	57	0	0	5	3
Deferred/No Diagnosis	11	10	2	0	0	0	0
Other Indicators							
Deaf and Hearing Impaired	2	2	1	0	0	0	0
Dual Diagnosis	25	25	2	0	0	0	0
Homeless	23	2	6	15	0	0	0
SED (6-17)	19	15	2	0	0	10	1
SMI (If ever)	112	93	31	6	0	9	1

Notes: The same client may be counted in more than one category, e.g., clients can receive services under more than one contract source, in more than one "County of Residence," or may have multiple "Other Indicators." Please see Definition page for other considerations.

Oklahoma Department of Mental Health and Substance Abuse Services
Counts of Admitted Clients Served by Funding Source for Each County of Residence During FY1996

COUNTY OF RESIDENCE = CANADIAN

	Funding Source						
	Total	Mental Health	Substance Abuse	Domestic Violence	Residential Care	Medicaid	Other
Total							
Unduplicated Count	1,311	1,085	132	96	21	283	35
Agency Type							
Community Mental Health Center	1,080	1,059	19	0	0	281	32
Domestic Violence and Sexual Assault	96	0	0	96	0	0	0
Hospital	55	55	0	0	0	0	0
Residential Care	21	0	0	0	21	0	0
Substance Abuse	120	0	118	0	0	2	3
Sex							
Female	745	623	50	73	10	163	9
Male	566	462	82	23	11	120	26
Age							
0-04	54	33	3	18	0	12	1
05-17	349	300	17	30	0	76	21
18-20	43	25	13	4	0	4	1
21-24	66	47	13	9	1	3	0
25-34	277	220	41	17	3	35	7
35-44	258	212	30	16	2	51	4
45-54	129	120	7	2	5	43	1
55-64	68	63	5	0	6	25	0
65-74	41	39	1	0	3	15	0
75-84	16	16	2	0	1	12	0
85+	10	10	0	0	0	7	0
Race							
White	1,112	947	103	65	19	234	25
Black	58	47	6	3	1	20	4
Native American	103	55	22	26	1	20	5
Hispanic	37	34	1	2	0	8	1
Asian	2	2	0	0	0	1	0
Presenting Problem/Diagnosis							
Alcohol Abuse	52	14	37	1	0	3	3
Developmental Disorder	100	95	3	0	0	29	6
Mood Disorder	442	439	2	0	1	79	12
Non Alcohol/Drug Related Organic	8	8	0	0	0	2	0
Other Non-Psychotic	299	292	3	0	0	57	5
Other Psychotic	68	68	2	0	0	27	1
Personality Disorder	8	8	1	0	0	1	0
Schizophrenia	118	116	2	0	0	70	2
Social Conditions	176	55	7	95	19	11	5
Substance Related	93	15	78	0	0	4	1
Deferred/No Diagnosis	3	2	0	0	1	0	0
Other Indicators							
Deaf and Hearing Impaired	9	8	1	0	0	2	0
Dual Diagnosis	60	55	5	0	0	15	2
Homeless	43	6	6	31	0	1	1
SED (6-17)	89	83	4	0	0	33	9
SMI (If ever)	547	514	28	7	21	181	9

Notes: The same client may be counted in more than one category, e.g., clients can receive services under more than one contract source, in more than one "County of Residence," or may have multiple "Other Indicators." Please see Definition page for other considerations.

Oklahoma Department of Mental Health and Substance Abuse Services
Counts of Admitted Clients Served by Funding Source for Each County of Residence During FY1996

COUNTY OF RESIDENCE = CARTER

	Funding Source						
	Total	Mental Health	Substance Abuse	Domestic Violence	Residential Care	Medicaid	Other
Total							
Unduplicated Count	955	705	161	107	1	289	18
Agency Type							
Community Mental Health Center	761	681	76	0	0	284	17
Domestic Violence and Sexual Assault	107	0	0	107	0	0	0
Hospital	54	54	0	0	0	0	0
Residential Care	1	0	0	0	1	0	0
Substance Abuse	100	0	98	0	0	6	1
Sex							
Female	500	362	42	83	0	172	14
Male	455	343	119	24	1	117	4
Age							
0-04	57	22	4	22	0	23	0
05-17	138	96	8	16	0	56	4
18-20	40	28	2	8	0	5	0
21-24	82	53	22	15	0	16	0
25-34	224	161	60	25	0	56	4
35-44	212	165	46	16	1	61	5
45-54	101	90	12	1	0	35	4
55-64	69	63	5	1	0	26	1
65-74	28	23	2	3	0	8	0
75-84	4	4	0	0	0	3	0
Race							
White	716	546	114	74	1	197	14
Black	134	99	24	10	0	60	2
Native American	81	43	18	21	0	25	1
Hispanic	17	12	3	0	0	5	1
Asian	8	6	2	2	0	2	0
Presenting Problem/Diagnosis							
Alcohol Abuse	89	56	55	0	0	7	0
Developmental Disorder	45	25	0	10	0	19	1
Mood Disorder	263	251	4	0	0	94	3
Non Alcohol/Drug Related Organic	12	12	0	0	0	7	0
Other Non-Psychotic	92	87	2	0	0	27	2
Other Psychotic	53	51	2	0	0	23	0
Personality Disorder	1	1	0	0	0	0	0
Schizophrenia	91	87	2	0	0	54	0
Social Conditions	230	102	7	94	1	52	11
Substance Related	108	47	92	0	0	7	1
Deferred/No Diagnosis	3	0	0	3	0	0	0
Other Indicators							
Deaf and Hearing Impaired	7	6	2	0	0	0	0
Dual Diagnosis	101	96	6	0	0	29	0
Homeless	44	21	14	12	0	5	0
SED (6-17)	30	25	0	0	0	17	2
SMI (If ever)	439	409	43	5	1	180	2

Notes: The same client may be counted in more than one category, e.g., clients can receive services under more than one contract source, in more than one "County of Residence," or may have multiple "Other Indicators." Please see Definition page for other considerations.

Oklahoma Department of Mental Health and Substance Abuse Services
Counts of Admitted Clients Served by Funding Source for Each County of Residence During FY1996

COUNTY OF RESIDENCE = CHEROKEE

	Funding Source						
	Total	Mental Health	Substance Abuse	Domestic Violence	Residential Care	Medicaid	Other
Total							
Unduplicated Count	922	625	181	178	108	263	9
Agency Type							
Community Mental Health Center	644	596	132	0	0	261	2
Domestic Violence and Sexual Assault	179	0	1	178	0	0	0
Hospital	47	47	0	0	0	0	0
Residential Care	108	0	0	0	108	0	0
Substance Abuse	62	0	57	0	0	3	7
Sex							
Female	509	334	68	131	44	144	4
Male	413	291	113	47	64	119	5
Age							
0-04	54	9	1	43	0	6	0
05-17	142	78	6	54	1	35	4
18-20	34	20	7	12	3	7	1
21-24	68	42	20	15	4	11	0
25-34	199	138	60	25	29	57	3
35-44	219	166	55	20	33	66	1
45-54	125	104	21	7	22	49	0
55-64	56	47	6	1	11	25	0
65-74	20	17	3	1	4	6	0
75-84	5	4	2	0	1	1	0
Race							
White	650	482	115	101	75	210	3
Black	22	17	4	2	9	10	1
Native American	233	115	58	70	20	40	5
Hispanic	17	11	4	3	3	3	0
Asian	3	0	0	2	1	0	0
Presenting Problem/Diagnosis							
Alcohol Abuse	57	22	52	0	0	5	0
Developmental Disorder	30	22	2	0	8	5	0
Mood Disorder	277	265	26	2	10	99	1
Non Alcohol/Drug Related Organic	12	12	0	0	0	6	0
Other Non-Psychotic	100	92	10	0	0	35	1
Other Psychotic	143	72	8	0	82	36	0
Personality Disorder	12	12	1	0	0	3	0
Schizophrenia	102	102	8	0	1	63	1
Social Conditions	197	7	5	175	8	3	4
Substance Related	83	29	74	0	0	8	2
Deferred/No Diagnosis	3	0	0	1	2	0	0
Other Indicators							
Deaf and Hearing Impaired	32	16	28	0	1	4	0
Dual Diagnosis	87	85	28	0	0	40	0
Homeless	147	19	16	114	2	1	5
SED (6-17)	39	38	1	0	0	19	0
SMI (If ever)	456	399	56	23	107	195	2

Notes: The same client may be counted in more than one category, e.g., clients can receive services under more than one contract source, in more than one "County of Residence," or may have multiple "Other Indicators." Please see Definition page for other considerations.

Oklahoma Department of Mental Health and Substance Abuse Services
Counts of Admitted Clients Served by Funding Source for Each County of Residence During FY1996

COUNTY OF RESIDENCE = CHOCTAW

	Funding Source						
	Total	Mental Health	Substance Abuse	Domestic Violence	Residential Care	Medicaid	Other
Total							
Unduplicated Count	438	213	167	75	1	47	0
Agency Type							
Community Mental Health Center	208	207	4	0	0	36	0
Domestic Violence and Sexual Assault	75	0	0	75	0	0	0
Hospital	10	10	0	0	0	0	0
Residential Care	1	0	0	0	1	0	0
Substance Abuse	164	0	164	0	0	13	0
Sex							
Female	215	109	56	60	0	26	0
Male	223	104	111	15	1	21	0
Age							
0-04	12	5	3	4	0	2	0
05-17	67	47	9	11	0	5	0
18-20	25	7	12	7	0	0	0
21-24	32	9	21	4	0	1	0
25-34	122	42	70	19	1	12	0
35-44	94	48	32	15	0	12	0
45-54	51	28	15	11	0	10	0
55-64	23	19	3	2	0	2	0
65-74	7	5	2	0	0	1	0
75-84	5	3	0	2	0	2	0
Race							
White	283	150	98	45	1	30	0
Black	89	40	38	17	0	12	0
Native American	63	22	31	11	0	5	0
Hispanic	5	2	1	2	0	0	0
Presenting Problem/Diagnosis							
Alcohol Abuse	68	5	66	0	0	6	0
Developmental Disorder	76	26	0	50	0	5	0
Mood Disorder	73	72	0	0	1	12	0
Non Alcohol/Drug Related Organic	5	5	0	0	0	1	0
Other Non-Psychotic	47	47	0	0	0	5	0
Other Psychotic	21	21	0	0	0	7	0
Personality Disorder	1	1	0	0	0	0	0
Schizophrenia	30	30	0	0	0	6	0
Social Conditions	39	3	11	25	0	2	0
Substance Related	96	5	93	0	0	5	0
Deferred/No Diagnosis	3	0	2	1	0	0	0
Other Indicators							
Dual Diagnosis	23	22	1	0	0	2	0
Homeless	22	1	6	15	0	1	0
SED (6-17)	38	37	1	0	0	3	0
SMI (If ever)	119	102	16	8	1	29	0

Notes: The same client may be counted in more than one category, e.g., clients can receive services under more than one contract source, in more than one "County of Residence," or may have multiple "Other Indicators." Please see Definition page for other considerations.

Oklahoma Department of Mental Health and Substance Abuse Services
 Counts of Admitted Clients Served by Funding Source for Each County of Residence During FY1996

COUNTY OF RESIDENCE = CIMARRON

	Funding Source						Other
	Total	Mental Health	Substance Abuse	Domestic Violence	Residential Care	Medicaid	
Total							
Unduplicated Count	37	21	15	2	1	7	0
Agency Type							
Community Mental Health Center	21	21	1	0	0	5	0
Domestic Violence and Sexual Assault	2	0	0	2	0	0	0
Residential Care	1	0	0	0	1	0	0
Substance Abuse	14	0	14	0	0	2	0
Sex							
Female	21	14	4	2	1	4	0
Male	16	7	11	0	0	3	0
Age							
0-04	1	0	1	0	0	1	0
05-17	1	1	0	0	0	0	0
18-20	2	0	2	0	0	0	0
21-24	2	1	0	1	0	0	0
25-34	11	5	8	0	0	3	0
35-44	9	6	2	1	0	1	0
45-54	8	7	1	0	0	1	0
55-64	2	1	0	0	1	1	0
75-84	1	0	1	0	0	0	0
Race							
White	33	19	14	1	1	6	0
Native American	1	0	0	1	0	0	0
Hispanic	3	2	1	0	0	1	0
Presenting Problem/Diagnosis							
Alcohol Abuse	9	0	9	0	0	0	0
Mood Disorder	8	8	0	0	0	1	0
Other Non-Psychotic	5	5	0	0	0	1	0
Schizophrenia	8	7	0	0	0	4	0
Social Conditions	4	0	1	2	1	1	0
Substance Related	4	0	4	0	0	1	0
Deferred/No Diagnosis	1	1	1	0	0	0	0
Other Indicators							
Dual Diagnosis	6	4	1	0	0	2	0
Homeless	1	1	1	0	0	0	0
SMI (If ever)	17	13	4	0	1	6	0

Oklahoma Department of Mental Health and Substance Abuse Services
Counts of Admitted Clients Served by Funding Source for Each County of Residence During FY1996
COUNTY OF RESIDENCE = CLEVELAND

	Funding Source						
	Total	Mental Health	Substance Abuse	Domestic Violence	Residential Care	Medicaid	Other
Total							
Unduplicated Count	3,064	1,647	954	298	77	556	248
Agency Type							
Community Mental Health Center	1,554	1,409	60	0	0	526	98
Domestic Violence and Sexual Assault	298	0	1	298	0	0	0
Hospital	145	145	0	0	0	0	0
Other	143	143	0	0	0	0	0
Residential Care	77	0	0	0	77	0	0
Substance Abuse	1,054	0	901	0	0	32	150
Sex							
Female	1,515	847	418	234	28	313	53
Male	1,549	800	536	64	49	243	195
Age							
0-04	64	19	7	35	0	5	2
05-17	518	286	170	52	0	94	15
18-20	137	48	77	9	0	9	5
21-24	206	93	86	20	1	14	11
25-34	672	311	239	80	6	78	73
35-44	816	440	272	76	30	150	56
45-54	364	246	80	20	21	99	23
55-64	164	122	19	5	10	65	23
65-74	94	68	3	1	7	34	25
75-84	25	13	1	0	2	7	12
85+	4	1	0	0	0	1	3
Race							
White	2,544	1,385	796	252	64	448	182
Black	232	130	46	14	6	53	43
Native American	190	78	82	19	6	36	17
Hispanic	87	42	28	11	1	14	5
Asian	20	14	3	2	0	5	1
Presenting Problem/Diagnosis							
Alcohol Abuse	330	43	273	0	0	7	27
Developmental Disorder	147	119	0	0	17	46	5
Mood Disorder	692	622	10	11	31	159	27
Non Alcohol/Drug Related Organic	36	18	0	0	0	17	18
Other Non-Psychotic	165	153	1	0	0	35	9
Other Psychotic	213	191	1	0	22	85	8
Personality Disorder	11	11	0	0	0	4	0
Schizophrenia	343	320	1	0	0	170	23
Social Conditions	615	155	186	278	5	16	2
Substance Related	636	41	473	0	0	20	128
Deferred/No Diagnosis	37	2	21	9	2	2	1
Other Indicators							
Deaf and Hearing Impaired	27	13	4	1	0	7	9
Dual Diagnosis	261	247	10	0	0	77	10
Homeless	212	58	39	116	0	6	5
SED (6-17)	193	180	5	0	0	56	6
SMI (If ever)	1,214	999	155	32	76	422	81

Notes: The same client may be counted in more than one category, e.g., clients can receive services under more than one contract source, in more than one "County of Residence," or may have multiple "Other Indicators." Please see Definition page for other considerations.

Oklahoma Department of Mental Health and Substance Abuse Services
 Counts of Admitted Clients Served by Funding Source for Each County of Residence During FY1996

COUNTY OF RESIDENCE = COAL

	Funding Source						
	Total	Mental Health	Substance Abuse	Domestic Violence	Residential Care	Medicaid	Other
Total							
Unduplicated Count	139	48	79	12	1	33	4
Agency Type							
Community Mental Health Center	51	47	2	0	0	14	3
Domestic Violence and Sexual Assault	12	0	0	12	0	0	0
Hospital	1	1	0	0	0	0	0
Residential Care	1	0	0	0	1	0	0
Substance Abuse	81	0	77	0	0	19	1
Sex							
Female	75	29	35	8	0	23	3
Male	64	19	44	4	1	10	1
Age							
0-04	2	1	1	0	0	2	0
05-17	23	4	10	7	0	14	1
18-20	12	1	10	0	0	3	1
21-24	6	0	6	0	0	0	0
25-34	34	10	22	2	1	7	2
35-44	36	11	25	2	0	3	0
45-54	19	14	5	1	0	4	0
55-64	4	4	0	0	0	0	0
65-74	3	3	0	0	0	0	0
Race							
White	114	39	64	8	1	25	4
Black	1	0	1	0	0	0	0
Native American	21	9	11	4	0	8	0
Hispanic	3	0	3	0	0	0	0
Presenting Problem/Diagnosis							
Alcohol Abuse	30	2	30	0	0	4	0
Developmental Disorder	1	1	0	0	0	1	0
Mood Disorder	22	21	0	0	0	4	0
Non Alcohol/Drug Related Organic	1	1	0	0	0	0	0
Other Non-Psychotic	8	7	0	0	0	2	1
Other Psychotic	6	6	0	0	1	2	1
Schizophrenia	9	9	0	0	0	2	0
Social Conditions	39	2	23	12	0	17	0
Substance Related	29	1	26	0	0	1	2
Other Indicators							
Deaf and Hearing Impaired	2	1	1	0	0	0	0
Dual Diagnosis	7	6	0	0	0	1	0
Homeless	10	0	0	10	0	0	0
SED (6-17)	1	1	0	0	0	1	0
SMI (If ever)	36	28	9	0	1	9	1

Notes: The same client may be counted in more than one category, e.g., clients can receive services under more than one contract source, in more than one "County of Residence," or may have multiple "Other Indicators." Please see Definition page for other considerations.

Oklahoma Department of Mental Health and Substance Abuse Services
Counts of Admitted Clients Served by Funding Source for Each County of Residence During FY1996

COUNTY OF RESIDENCE = COMANCHE

	Funding Source						
	Total	Mental Health	Substance Abuse	Domestic Violence	Residential Care	Medicaid	Other
Total							
Unduplicated Count	1,768	1,060	439	367	44	21	97
Agency Type							
Community Mental Health Center	1,111	1,051	123	0	0	17	92
Domestic Violence and Sexual Assault	367	0	0	367	0	0	0
Hospital	9	9	0	0	0	0	0
Residential Care	53	15	0	0	44	0	0
Substance Abuse	333	1	330	0	0	4	5
Sex							
Female	978	595	134	292	26	11	52
Male	790	465	305	75	18	10	45
Age							
0-04	95	11	5	79	0	3	2
05-17	250	112	49	75	0	12	16
18-20	72	44	12	23	1	1	3
21-24	138	85	24	39	0	0	6
25-34	432	270	128	77	3	2	20
35-44	447	293	137	54	10	2	33
45-54	207	144	62	18	9	0	13
55-64	70	53	17	2	6	1	4
65-74	45	37	4	0	12	0	0
75-84	8	8	1	0	2	0	0
85+	4	3	0	0	1	0	0
Race							
White	1,054	712	261	157	31	8	49
Black	474	247	104	135	8	10	37
Native American	155	56	63	40	2	2	6
Hispanic	65	24	12	27	3	1	3
Asian	30	21	4	8	0	0	2
Presenting Problem/Diagnosis							
Alcohol Abuse	272	84	204	0	0	0	11
Developmental Disorder	95	80	0	3	10	2	4
Mood Disorder	269	259	8	0	4	0	17
Non Alcohol/Drug Related Organic	17	17	3	0	0	0	0
Other Non-Psychotic	183	176	9	1	0	1	8
Other Psychotic	141	133	17	0	4	1	13
Personality Disorder	3	3	0	0	0	0	0
Schizophrenia	137	137	14	0	0	0	13
Social Conditions	445	66	10	342	18	15	18
Substance Related	260	107	185	0	1	2	12
Deferred/No Diagnosis	50	16	8	21	7	0	1
Other Indicators							
Deaf and Hearing Impaired	7	3	1	3	0	0	0
Dual Diagnosis	52	51	7	0	0	0	5
Homeless	144	22	88	38	0	1	1
SED (6-17)	31	24	7	0	0	3	1
SMI (If ever)	425	362	87	14	37	2	38

Notes: The same client may be counted in more than one category, e.g., clients can receive services under more than one contract source, in more than one "County of Residence," or may have multiple "Other Indicators." Please see Definition page for other considerations.

Oklahoma Department of Mental Health and Substance Abuse Services
Counts of Admitted Clients Served by Funding Source for Each County of Residence During FY1996

COUNTY OF RESIDENCE = COTTON

	Funding Source						
	Total	Mental Health	Substance Abuse	Domestic Violence	Residential Care	Medicaid	Other
Total							
Unduplicated Count	101	41	35	13	0	4	15
Agency Type							
Community Mental Health Center	54	39	2	0	0	3	14
Domestic Violence and Sexual Assault	13	1	0	13	0	0	0
Hospital	1	1	0	0	0	0	0
Substance Abuse	34	0	33	0	0	1	1
Sex							
Female	51	22	11	9	0	3	12
Male	50	19	24	4	0	1	3
Age							
0-04	6	1	1	4	0	0	0
05-17	20	3	1	4	0	1	12
18-20	1	0	1	0	0	0	0
21-24	8	3	4	1	0	0	0
25-34	28	13	12	2	0	1	1
35-44	20	11	8	1	0	1	2
45-54	10	4	6	0	0	0	0
55-64	6	4	1	1	0	0	0
65-74	2	2	1	0	0	1	0
Race							
White	86	37	25	11	0	4	15
Black	5	2	4	0	0	0	0
Native American	8	2	5	1	0	0	0
Hispanic	3	0	2	1	0	0	0
Presenting Problem/Diagnosis							
Alcohol Abuse	25	3	23	0	0	0	0
Developmental Disorder	4	3	0	0	0	0	1
Mood Disorder	12	10	0	0	0	2	2
Other Non-Psychotic	5	5	0	0	0	0	0
Other Psychotic	8	7	1	0	0	0	0
Schizophrenia	8	8	0	0	0	1	0
Social Conditions	26	3	1	12	0	0	11
Substance Related	12	1	11	0	0	1	1
Deferred/No Diagnosis	2	1	0	1	0	0	0
Other Indicators							
Deaf and Hearing Impaired	1	1	0	0	0	0	0
Dual Diagnosis	1	1	0	0	0	0	0
Homeless	2	0	2	0	0	0	0
SED (6-17)	2	0	0	0	0	0	2
SMI (If ever)	21	18	3	1	0	2	0

Notes: The same client may be counted in more than one category, e.g., clients can receive services under more than one contract source, in more than one "County of Residence," or may have multiple "Other Indicators." Please see Definition page for other considerations.

Oklahoma Department of Mental Health and Substance Abuse Services
Counts of Admitted Clients Served by Funding Source for Each County of Residence During FY1996
COUNTY OF RESIDENCE = CRAIG

	Funding Source						
	Total	Mental Health	Substance Abuse	Domestic Violence	Residential Care	Medicaid	Other
Total							
Unduplicated Count	757	626	72	6	201	326	29
Agency Type							
Community Mental Health Center	617	586	8	0	0	321	22
Domestic Violence and Sexual Assault	6	0	0	6	0	0	0
Hospital	88	88	0	0	0	0	0
Other	2	0	0	0	0	0	2
Residential Care	201	0	0	0	201	0	0
Substance Abuse	68	0	64	0	0	5	5
Sex							
Female	325	278	11	6	77	154	21
Male	432	348	61	0	124	172	8
Age							
0-04	7	4	0	0	0	5	1
05-17	87	73	6	2	0	27	4
18-20	22	19	4	0	0	2	1
21-24	33	27	6	0	6	10	0
25-34	127	94	24	2	16	52	8
35-44	187	154	21	1	49	73	6
45-54	123	105	7	1	40	56	7
55-64	86	76	4	0	46	49	1
65-74	63	53	0	0	33	37	1
75-84	18	18	0	0	10	13	0
85+	4	3	0	0	1	2	0
Race							
White	554	473	43	2	149	251	23
Black	76	61	8	0	23	34	1
Native American	113	85	19	4	19	38	5
Hispanic	18	6	2	0	10	3	0
Asian	1	1	0	0	1	0	0
Presenting Problem/Diagnosis							
Alcohol Abuse	49	12	37	0	1	2	1
Developmental Disorder	65	27	0	0	36	11	1
Mood Disorder	222	169	1	0	50	58	13
Non Alcohol/Drug Related Organic	22	22	0	0	0	13	0
Other Non-Psychotic	97	83	4	0	0	45	7
Other Psychotic	119	68	1	0	52	43	2
Personality Disorder	9	7	0	0	0	2	1
Schizophrenia	236	232	0	0	0	146	0
Social Conditions	55	10	3	5	37	4	0
Substance Related	40	12	26	0	2	3	3
Deferred/No Diagnosis	30	0	0	1	28	0	1
Other Indicators							
Deaf and Hearing Impaired	13	10	2	0	2	5	0
Dual Diagnosis	125	122	1	0	0	47	0
Homeless	30	6	3	4	18	0	0
SED (6-17)	50	45	1	0	0	17	2
SMI (If ever)	543	485	15	3	201	283	13

Notes: The same client may be counted in more than one category, e.g., clients can receive services under more than one contract source, in more than one "County of Residence," or may have multiple "Other Indicators." Please see Definition page for other considerations.

Oklahoma Department of Mental Health and Substance Abuse Services
Counts of Admitted Clients Served by Funding Source for Each County of Residence During FY1996

COUNTY OF RESIDENCE = CREEK

	Funding Source						
	Total	Mental Health	Substance Abuse	Domestic Violence	Residential Care	Medicaid	Other
Total							
Unduplicated Count	870	587	319	80	2	235	11
Agency Type							
Community Mental Health Center	554	517	114	0	0	234	6
Domestic Violence and Sexual Assault	91	0	26	79	0	0	1
Hospital	113	113	0	0	0	0	0
Other	7	0	5	1	0	0	2
Residential Care	2	0	0	0	2	0	0
Substance Abuse	181	1	180	0	0	1	2
Sex							
Female	418	308	105	59	2	132	6
Male	452	279	214	21	0	103	5
Age							
0-04	17	0	1	17	0	0	0
05-17	81	64	11	7	0	25	1
18-20	36	21	14	6	0	6	0
21-24	59	35	24	7	0	8	1
25-34	203	118	96	24	0	39	3
35-44	223	145	101	12	0	61	2
45-54	129	101	47	6	1	39	3
55-64	72	57	21	1	0	29	1
65-74	31	29	4	0	1	14	0
75-84	12	11	0	0	0	10	0
85+	7	6	0	0	0	4	0
Race							
White	714	497	253	62	2	196	9
Black	57	42	14	5	0	17	1
Native American	86	38	50	11	0	14	1
Hispanic	9	8	1	1	0	7	0
Asian	4	2	1	1	0	1	0
Presenting Problem/Diagnosis							
Alcohol Abuse	121	14	114	0	0	5	1
Developmental Disorder	25	24	1	0	0	13	0
Mood Disorder	319	303	58	0	1	100	1
Non Alcohol/Drug Related Organic	13	11	2	0	0	6	1
Other Non-Psychotic	82	79	6	0	0	17	1
Other Psychotic	57	51	12	0	1	31	0
Personality Disorder	5	4	0	0	0	1	0
Schizophrenia	111	110	24	0	0	57	1
Social Conditions	98	6	26	79	0	2	3
Substance Related	85	10	79	1	0	4	2
Deferred/No Diagnosis	5	1	3	0	0	0	1
Other Indicators							
Deaf and Hearing Impaired	5	4	3	0	0	1	0
Dual Diagnosis	104	100	17	0	0	26	0
Homeless	42	13	20	10	0	5	0
SED (6-17)	49	45	2	0	0	22	1
SMI (If ever)	499	452	125	12	2	199	5

Notes: The same client may be counted in more than one category, e.g., clients can receive services under more than one contract source, in more than one "County of Residence," or may have multiple "Other Indicators." Please see Definition page for other considerations.

Oklahoma Department of Mental Health and Substance Abuse Services
Counts of Admitted Clients Served by Funding Source for Each County of Residence During FY1996

COUNTY OF RESIDENCE = CUSTER

	Funding Source						
	Total	Mental Health	Substance Abuse	Domestic Violence	Residential Care	Medicaid	Other
Total							
Unduplicated Count	761	567	104	70	0	170	39
Agency Type							
Community Mental Health Center	629	560	30	0	0	170	36
Domestic Violence and Sexual Assault	71	0	1	70	0	0	0
Hospital	16	16	0	0	0	0	0
Substance Abuse	79	0	77	0	0	3	3
Sex							
Female	358	277	13	49	0	103	19
Male	403	290	91	21	0	67	20
Age							
0-04	29	3	5	11	0	7	5
05-17	130	82	6	24	0	43	24
18-20	38	25	9	3	0	4	1
21-24	64	46	9	8	0	10	2
25-34	184	141	31	14	0	34	4
35-44	157	130	23	8	0	26	3
45-54	86	74	13	2	0	23	0
55-64	43	38	6	0	0	13	0
65-74	18	16	2	0	0	5	0
75-84	10	10	0	0	0	4	0
85+	2	2	0	0	0	1	0
Race							
White	579	461	60	42	0	130	26
Black	52	38	9	7	0	16	3
Native American	78	38	23	15	0	14	3
Hispanic	51	29	12	6	0	10	7
Asian	1	1	0	0	0	0	0
Presenting Problem/Diagnosis							
Alcohol Abuse	85	45	47	0	0	6	1
Developmental Disorder	35	27	0	0	0	22	3
Mood Disorder	241	226	2	0	0	56	7
Non Alcohol/Drug Related Organic	9	8	0	0	0	2	0
Other Non-Psychotic	139	127	0	0	0	39	8
Other Psychotic	35	35	0	0	0	12	0
Personality Disorder	10	10	0	0	0	4	0
Schizophrenia	48	47	0	0	0	15	1
Social Conditions	139	51	7	67	0	14	16
Substance Related	61	13	49	0	0	3	3
Deferred/No Diagnosis	7	3	1	3	0	0	0
Other Indicators							
Deaf and Hearing Impaired	5	5	0	0	0	1	0
Dual Diagnosis	103	102	2	0	0	19	4
Homeless	60	13	34	15	0	0	0
SED (6-17)	64	53	3	0	0	27	11
SMI (If ever)	357	325	35	4	0	100	7

Notes: The same client may be counted in more than one category, e.g., clients can receive services under more than one contract source, in more than one "County of Residence," or may have multiple "Other Indicators." Please see Definition page for other considerations.

Oklahoma Department of Mental Health and Substance Abuse Services
 Counts of Admitted Clients Served by Funding Source for Each County of Residence During FY1996

COUNTY OF RESIDENCE = DELAWARE

	Funding Source						
	Total	Mental Health	Substance Abuse	Domestic Violence	Residential Care	Medicaid	Other
Total							
Unduplicated Count	851	523	230	55	15	220	53
Agency Type							
Community Mental Health Center	552	490	18	0	0	201	34
Domestic Violence and Sexual Assault	55	0	0	55	0	0	0
Hospital	55	55	0	0	0	0	0
Other	3	0	3	0	0	0	1
Residential Care	15	0	0	0	15	0	0
Substance Abuse	229	0	212	0	0	23	18
Sex							
Female	438	281	101	38	1	123	20
Male	413	242	129	17	14	97	33
Age							
0-04	33	13	4	10	0	11	1
05-17	266	166	54	22	0	107	17
18-20	34	22	11	1	0	4	5
21-24	49	30	19	2	0	3	5
25-34	159	88	70	7	1	20	10
35-44	141	83	41	9	4	19	7
45-54	75	48	15	3	7	14	6
55-64	42	30	10	1	1	13	1
65-74	36	28	6	0	2	17	1
75-84	13	13	0	0	0	9	0
85+	3	2	0	0	0	3	0
Race							
White	630	380	170	38	14	167	34
Black	6	4	2	0	1	2	1
Native American	195	126	52	17	0	45	15
Hispanic	19	11	5	0	0	6	3
Asian	2	2	1	0	0	0	0
Presenting Problem/Diagnosis							
Alcohol Abuse	96	13	86	0	1	3	0
Developmental Disorder	94	63	9	0	1	49	17
Mood Disorder	295	242	31	0	5	81	15
Non Alcohol/Drug Related Organic	4	4	0	0	0	1	0
Other Non-Psychotic	189	117	53	0	0	54	15
Other Psychotic	26	25	0	0	0	8	1
Personality Disorder	18	13	4	0	0	6	0
Schizophrenia	37	37	0	0	0	17	0
Social Conditions	84	11	11	53	8	3	2
Substance Related	47	11	36	1	0	2	2
Deferred/No Diagnosis	6	0	5	1	0	0	1
Other Indicators							
Deaf and Hearing Impaired	17	6	12	1	0	1	0
Dual Diagnosis	74	64	7	0	0	14	1
Homeless	63	8	3	51	0	1	1
SED (6-17)	82	65	8	2	0	47	7
SMI (If ever)	244	200	31	3	15	77	9

Notes: The same client may be counted in more than one category, e.g., clients can receive services under more than one contract source, in more than one "County of Residence," or may have multiple "Other Indicators." Please see Definition page for other considerations.

Oklahoma Department of Mental Health and Substance Abuse Services
Counts of Admitted Clients Served by Funding Source for Each County of Residence During FY1996

COUNTY OF RESIDENCE = DEWEY

	Funding Source						
	Total	Mental Health	Substance Abuse	Domestic Violence	Residential Care	Medicaid	Other
Total							
Unduplicated Count	78	50	11	13	6	12	1
Agency Type							
Community Mental Health Center	51	48	3	0	0	12	0
Domestic Violence and Sexual Assault	13	0	0	13	0	0	0
Hospital	2	2	0	0	0	0	0
Residential Care	6	0	0	0	6	0	0
Substance Abuse	9	0	8	0	0	0	1
Sex							
Female	44	29	3	9	2	7	1
Male	34	21	8	4	4	5	0
Age							
0-04	2	0	0	2	0	0	0
05-17	13	8	0	5	0	4	0
18-20	5	4	0	0	0	3	0
21-24	2	0	1	1	0	0	0
25-34	13	8	4	2	0	3	0
35-44	18	11	3	3	2	0	0
45-54	13	10	3	0	1	2	1
55-64	7	5	0	0	2	0	0
65-74	4	3	0	0	1	0	0
75-84	1	1	0	0	0	0	0
Race							
White	63	43	9	9	4	11	1
Black	3	1	1	0	1	0	0
Native American	10	5	1	3	1	0	0
Hispanic	2	1	0	1	0	1	0
Presenting Problem/Diagnosis							
Alcohol Abuse	11	5	6	0	1	1	0
Developmental Disorder	1	1	0	0	0	0	0
Mood Disorder	17	15	0	0	1	2	1
Other Non-Psychotic	10	9	0	0	0	4	0
Other Psychotic	7	6	0	0	1	0	0
Personality Disorder	1	1	0	0	0	0	0
Schizophrenia	7	7	0	0	0	3	0
Social Conditions	19	3	0	13	3	1	0
Substance Related	6	2	5	0	0	1	0
Deferred/No Diagnosis	1	1	0	0	0	0	0
Other Indicators							
Dual Diagnosis	7	7	0	0	0	2	0
SED (6-17)	5	5	0	0	0	2	0
SMI (If ever)	44	36	4	1	6	6	1

Notes: The same client may be counted in more than one category, e.g., clients can receive services under more than one contract source, in more than one "County of Residence," or may have multiple "Other Indicators." Please see Definition page for other considerations.

Oklahoma Department of Mental Health and Substance Abuse Services
 Counts of Admitted Clients Served by Funding Source for Each County of Residence During FY1996

COUNTY OF RESIDENCE = ELLIS

	Funding Source						
	Total	Mental Health	Substance Abuse	Domestic Violence	Residential Care	Medicaid	Other
Total							
Unduplicated Count	64	52	14	6	0	12	0
Agency Type							
Community Mental Health Center	59	52	14	0	0	12	0
Domestic Violence and Sexual Assault	6	0	0	6	0	0	0
Substance Abuse	1	0	1	0	0	0	0
Sex							
Female	36	31	0	6	0	7	0
Male	28	21	14	0	0	5	0
Age							
05-17	12	10	0	2	0	6	0
18-20	3	3	1	1	0	1	0
21-24	6	3	2	1	0	0	0
25-34	16	14	2	1	0	2	0
35-44	14	11	4	0	0	1	0
45-54	5	4	1	1	0	1	0
55-64	5	4	4	0	0	0	0
65-74	2	2	0	0	0	0	0
85+	1	1	0	0	0	1	0
Race							
White	59	49	13	5	0	12	0
Native American	4	3	1	0	0	0	0
Hispanic	1	0	0	1	0	0	0
Presenting Problem/Diagnosis							
Alcohol Abuse	11	6	11	0	0	0	0
Developmental Disorder	2	2	0	0	0	2	0
Mood Disorder	24	24	1	0	0	5	0
Non Alcohol/Drug Related Organic	1	1	0	0	0	0	0
Other Non-Psychotic	5	5	0	0	0	2	0
Other Psychotic	6	6	0	0	0	0	0
Schizophrenia	2	2	0	0	0	1	0
Social Conditions	9	4	0	6	0	1	0
Substance Related	3	1	2	0	0	0	0
Deferred/No Diagnosis	1	1	0	0	0	1	0
Other Indicators							
Dual Diagnosis	1	1	0	0	0	0	0
Homeless	1	0	0	1	0	0	0
SED (6-17)	2	2	0	0	0	2	0
SMI (If ever)	24	23	4	1	0	6	0

Notes: The same client may be counted in more than one category, e.g., clients can receive services under more than one contract source, in more than one "County of Residence," or may have multiple "Other Indicators." Please see Definition page for other considerations.

Oklahoma Department of Mental Health and Substance Abuse Services
 Counts of Admitted Clients Served by Funding Source for Each County of Residence During FY1996

COUNTY OF RESIDENCE = GARFIELD

	Funding Source						
	Total	Mental Health	Substance Abuse	Domestic Violence	Residential Care	Medicaid	Other
Total							
Unduplicated Count	1,647	754	338	220	0	327	509
Agency Type							
Community Mental Health Center	872	745	171	0	0	296	3
Domestic Violence and Sexual Assault	225	0	0	220	0	0	0
Hospital	11	11	0	0	0	0	0
Substance Abuse	624	0	178	0	0	33	506
Sex							
Female	848	398	82	177	0	159	264
Male	799	356	256	43	0	168	245
Age							
0-04	66	7	6	37	0	10	18
05-17	438	207	31	63	0	198	126
18-20	74	41	15	10	0	12	16
21-24	115	52	26	13	0	6	45
25-34	350	143	113	39	0	36	118
35-44	354	150	98	39	0	23	130
45-54	156	92	32	13	0	26	38
55-64	65	36	15	5	0	10	16
65-74	21	18	2	1	0	6	2
75-84	6	6	0	0	0	0	0
85+	2	2	0	0	0	0	0
Race							
White	1,372	651	257	185	0	240	424
Black	148	53	49	20	0	49	51
Native American	64	24	21	6	0	16	20
Hispanic	54	24	10	7	0	20	11
Asian	9	2	1	2	0	2	3
Presenting Problem/Diagnosis							
Alcohol Abuse	243	66	167	4	0	7	66
Developmental Disorder	173	109	0	0	0	101	42
Mood Disorder	360	228	21	15	0	66	114
Non Alcohol/Drug Related Organic	12	11	0	0	0	2	2
Other Non-Psychotic	215	144	13	0	0	83	59
Other Psychotic	59	44	5	0	0	12	16
Personality Disorder	40	37	2	0	0	5	1
Schizophrenia	71	69	6	0	0	29	2
Social Conditions	331	29	12	166	0	10	128
Substance Related	189	37	117	8	0	13	72
Deferred/No Diagnosis	34	0	0	27	0	0	7
Other Indicators							
Deaf and Hearing Impaired	7	5	1	0	0	1	1
Dual Diagnosis	55	49	18	0	0	4	8
Homeless	111	19	13	77	0	1	5
SED (6-17)	195	159	7	0	0	136	10
SMI (If ever)	623	482	134	32	0	109	121

Notes: The same client may be counted in more than one category, e.g., clients can receive services under more than one contract source, in more than one "County of Residence," or may have multiple "Other Indicators." Please see Definition page for other considerations.

Oklahoma Department of Mental Health and Substance Abuse Services
Counts of Admitted Clients Served by Funding Source for Each County of Residence During FY1996

COUNTY OF RESIDENCE = GARVIN

	Funding Source						
	Total	Mental Health	Substance Abuse	Domestic Violence	Residential Care	Medicaid	Other
Total							
Unduplicated Count	534	428	61	27	0	190	24
Agency Type							
Community Mental Health Center	451	405	25	0	0	188	24
Domestic Violence and Sexual Assault	27	0	0	27	0	0	0
Hospital	43	43	0	0	0	0	0
Other	2	2	0	0	0	0	0
Substance Abuse	40	0	40	0	0	2	0
Sex							
Female	306	248	26	22	0	111	15
Male	228	180	35	5	0	79	9
Age							
0-04	37	18	1	6	0	22	6
05-17	100	75	2	6	0	49	4
18-20	19	16	3	0	0	4	3
21-24	28	24	4	1	0	5	3
25-34	110	85	22	9	0	31	6
35-44	117	98	20	2	0	29	2
45-54	70	62	5	2	0	24	0
55-64	34	32	3	1	0	15	0
65-74	11	11	1	0	0	6	0
75-84	7	6	0	0	0	4	0
85+	1	1	0	0	0	1	0
Race							
White	449	364	52	19	0	150	17
Black	37	22	2	7	0	16	5
Native American	40	34	7	1	0	20	1
Hispanic	5	5	0	0	0	2	0
Asian	4	4	0	0	0	2	1
Presenting Problem/Diagnosis							
Alcohol Abuse	43	28	29	0	0	8	0
Developmental Disorder	29	25	0	2	0	13	0
Mood Disorder	138	132	2	0	0	48	5
Non Alcohol/Drug Related Organic	4	4	0	0	0	3	0
Other Non-Psychotic	79	71	0	0	0	34	2
Other Psychotic	30	28	0	0	0	8	0
Personality Disorder	7	7	0	0	0	3	2
Schizophrenia	40	40	0	0	0	21	0
Social Conditions	137	83	4	24	0	51	15
Substance Related	37	16	27	0	0	4	0
Deferred/No Diagnosis	2	1	0	1	0	0	0
Other Indicators							
Deaf and Hearing Impaired	1	1	0	0	0	0	0
Dual Diagnosis	44	44	4	0	0	12	0
Homeless	23	10	3	11	0	1	1
SED (6-17)	11	9	1	0	0	6	0
SMI (If ever)	220	208	9	2	0	85	0

Notes: The same client may be counted in more than one category, e.g., clients can receive services under more than one contract source, in more than one "County of Residence," or may have multiple "Other Indicators." Please see Definition page for other considerations.

Oklahoma Department of Mental Health and Substance Abuse Services
Counts of Admitted Clients Served by Funding Source for Each County of Residence During FY1996

COUNTY OF RESIDENCE = GRADY

	Funding Source						
	Total	Mental Health	Substance Abuse	Domestic Violence	Residential Care	Medicaid	Other
Total							
Unduplicated Count	1,349	898	286	216	0	303	7
Agency Type							
Community Mental Health Center	883	875	7	0	0	275	2
Domestic Violence and Sexual Assault	216	0	0	216	0	0	0
Hospital	68	68	0	0	0	0	0
Other	1	1	0	0	0	0	0
Substance Abuse	300	0	281	0	0	35	5
Sex							
Female	768	501	141	162	0	189	2
Male	581	397	145	54	0	114	5
Age							
0-04	67	8	0	59	0	7	0
05-17	350	183	119	55	0	102	3
18-20	44	29	6	9	0	4	0
21-24	92	52	23	22	0	6	0
25-34	315	227	66	50	0	65	1
35-44	270	213	51	15	0	54	2
45-54	141	121	17	4	0	37	1
55-64	44	41	2	2	0	19	0
65-74	21	19	2	0	0	8	0
75-84	3	3	0	0	0	0	0
85+	2	2	0	0	0	1	0
Race							
White	1,158	766	243	190	0	250	4
Black	87	60	19	12	0	32	2
Native American	63	37	17	11	0	11	1
Hispanic	40	35	5	0	0	11	0
Asian	8	3	3	3	0	1	0
Presenting Problem/Diagnosis							
Alcohol Abuse	72	19	53	0	0	3	1
Developmental Disorder	52	50	0	0	0	22	0
Mood Disorder	409	407	1	0	0	116	0
Non Alcohol/Drug Related Organic	8	8	0	0	0	5	0
Other Non-Psychotic	268	267	2	0	0	76	2
Other Psychotic	56	56	0	0	0	14	0
Personality Disorder	4	4	0	0	0	0	0
Schizophrenia	70	70	0	0	0	31	0
Social Conditions	383	26	143	198	0	36	1
Substance Related	109	20	88	1	0	7	3
Deferred/No Diagnosis	18	0	0	18	0	0	0
Other Indicators							
Deaf and Hearing Impaired	8	5	0	2	0	3	0
Dual Diagnosis	88	88	0	0	0	17	0
Homeless	68	23	7	38	0	3	0
SED (6-17)	116	115	2	0	0	48	0
SMI (If ever)	466	429	44	20	0	159	2

Notes: The same client may be counted in more than one category, e.g., clients can receive services under more than one contract source, in more than one "County of Residence," or may have multiple "Other Indicators." Please see Definition page for other considerations.

Oklahoma Department of Mental Health and Substance Abuse Services
Counts of Admitted Clients Served by Funding Source for Each County of Residence During FY1996

COUNTY OF RESIDENCE = GRANT

	Funding Source						
	Total	Mental Health	Substance Abuse	Domestic Violence	Residential Care	Medicaid	Other
Total							
Unduplicated Count	85	42	3	10	0	34	14
Agency Type							
Community Mental Health Center	61	40	2	0	0	34	0
Domestic Violence and Sexual Assault	10	0	0	10	0	0	0
Hospital	2	2	0	0	0	0	0
Substance Abuse	15	0	1	0	0	0	14
Sex							
Female	38	20	1	8	0	11	5
Male	47	22	2	2	0	23	9
Age							
0-04	3	0	0	2	0	1	1
05-17	6	2	0	2	0	1	2
18-20	3	2	0	0	0	0	1
21-24	5	4	0	0	0	1	1
25-34	15	7	0	5	0	0	4
35-44	10	4	2	1	0	4	2
45-54	12	6	1	0	0	4	3
55-64	11	8	0	0	0	6	0
65-74	8	3	0	0	0	7	0
75-84	10	5	0	0	0	9	0
85+	2	1	0	0	0	1	0
Race							
White	77	38	3	7	0	32	14
Black	4	3	0	1	0	1	0
Native American	2	0	0	1	0	1	0
Hispanic	2	1	0	1	0	0	0
Presenting Problem/Diagnosis							
Alcohol Abuse	7	2	1	1	0	0	3
Developmental Disorder	14	6	0	0	0	13	0
Mood Disorder	20	12	1	1	0	5	3
Non Alcohol/Drug Related Organic	3	2	0	0	0	1	0
Other Non-Psychotic	11	9	0	0	0	2	1
Other Psychotic	2	1	0	0	0	2	0
Personality Disorder	1	1	0	0	0	1	0
Schizophrenia	13	9	0	0	0	9	0
Social Conditions	13	0	0	8	0	1	4
Substance Related	4	1	1	0	0	0	2
Deferred/No Diagnosis	1	0	0	0	0	0	1
Other Indicators							
Deaf and Hearing Impaired	1	1	0	0	0	0	0
Dual Diagnosis	2	1	1	0	0	0	0
Homeless	3	1	0	2	0	0	0
SED (6-17)	2	2	0	0	0	1	0
SMI (If ever)	45	32	1	0	0	26	1

Notes: The same client may be counted in more than one category, e.g., clients can receive services under more than one contract source, in more than one "County of Residence," or may have multiple "Other Indicators." Please see Definition page for other considerations.

Oklahoma Department of Mental Health and Substance Abuse Services
Counts of Admitted Clients Served by Funding Source for Each County of Residence During FY1996

COUNTY OF RESIDENCE = GREER

	Funding Source						
	Total	Mental Health	Substance Abuse	Domestic Violence	Residential Care	Medicaid	Other
Total							
Unduplicated Count	189	126	50	24	0	38	5
Agency Type							
Community Mental Health Center	131	123	8	0	0	38	3
Domestic Violence and Sexual Assault	24	0	0	24	0	0	0
Hospital	4	4	0	0	0	0	0
Substance Abuse	43	0	42	0	0	0	2
Sex							
Female	97	65	16	20	0	22	2
Male	92	61	34	4	0	16	3
Age							
0-04	3	0	2	1	0	0	0
05-17	35	27	1	11	0	15	3
18-20	6	3	3	0	0	0	0
21-24	8	5	4	0	0	0	1
25-34	44	28	13	5	0	5	0
35-44	54	29	20	6	0	8	1
45-54	21	18	4	0	0	4	0
55-64	9	8	1	1	0	5	0
65-74	9	8	2	0	0	1	0
Race							
White	149	98	45	15	0	26	5
Black	11	7	4	1	0	2	0
Native American	7	3	1	3	0	0	0
Hispanic	21	17	0	5	0	10	0
Asian	1	1	0	0	0	0	0
Presenting Problem/Diagnosis							
Alcohol Abuse	36	6	32	0	0	0	1
Developmental Disorder	5	5	0	0	0	4	2
Mood Disorder	51	50	0	0	0	18	0
Other Non-Psychotic	25	25	0	0	0	7	1
Other Psychotic	6	6	0	0	0	2	0
Schizophrenia	10	10	0	0	0	3	0
Social Conditions	44	21	0	23	0	2	0
Substance Related	22	6	16	0	0	2	1
Deferred/No Diagnosis	3	0	2	1	0	0	0
Other Indicators							
Dual Diagnosis	10	10	0	0	0	1	0
Homeless	4	1	1	2	0	0	0
SED (6-17)	20	20	0	0	0	14	3
SMI (If ever)	60	57	5	2	0	19	0

Notes: The same client may be counted in more than one category, e.g., clients can receive services under more than one contract source, in more than one "County of Residence," or may have multiple "Other Indicators." Please see Definition page for other considerations.

Oklahoma Department of Mental Health and Substance Abuse Services
 Counts of Admitted Clients Served by Funding Source for Each County of Residence During FY1996

COUNTY OF RESIDENCE = HARMON

	Funding Source						
	Total	Mental Health	Substance Abuse	Domestic Violence	Residential Care	Medicaid	Other
Total							
Unduplicated Count	45	18	9	18	0	2	0
Agency Type							
Community Mental Health Center	19	18	1	0	0	2	0
Domestic Violence and Sexual Assault	18	0	0	18	0	0	0
Substance Abuse	8	0	8	0	0	0	0
Sex							
Female	18	10	1	7	0	1	0
Male	27	8	8	11	0	1	0
Age							
0-04	2	0	0	2	0	0	0
05-17	9	1	0	8	0	1	0
21-24	3	1	0	2	0	0	0
25-34	13	5	3	5	0	0	0
35-44	11	6	4	1	0	0	0
45-54	4	3	1	0	0	0	0
65-74	3	2	1	0	0	1	0
Race							
White	25	13	6	6	0	1	0
Black	13	2	2	9	0	0	0
Native American	2	1	0	1	0	1	0
Hispanic	5	2	1	2	0	0	0
Presenting Problem/Diagnosis							
Alcohol Abuse	4	0	4	0	0	0	0
Mood Disorder	10	10	0	0	0	2	0
Other Non-Psychotic	5	5	0	0	0	0	0
Other Psychotic	1	1	0	0	0	0	0
Schizophrenia	1	1	0	0	0	0	0
Social Conditions	18	0	0	18	0	0	0
Substance Related	6	1	5	0	0	0	0
Other Indicators							
Dual Diagnosis	3	3	0	0	0	0	0
Homeless	2	1	1	0	0	0	0
SED (6-17)	1	1	0	0	0	1	0
SMI (If ever)	10	7	2	1	0	1	0

Oklahoma Department of Mental Health and Substance Abuse Services
 Counts of Admitted Clients Served by Funding Source for Each County of Residence During FY1996

COUNTY OF RESIDENCE = HARPER

	Funding Source						
	Total	Mental Health	Substance Abuse	Domestic Violence	Residential Care	Medicaid	Other
Total							
Unduplicated Count	58	49	6	2	0	27	2
Agency Type							
Community Mental Health Center	54	49	3	0	0	27	1
Domestic Violence and Sexual Assault	2	0	0	2	0	0	0
Substance Abuse	4	0	4	0	0	0	1
Sex							
Female	28	24	0	2	0	15	1
Male	30	25	6	0	0	12	1
Age							
05-17	6	5	1	0	0	2	2
18-20	2	2	0	0	0	1	0
21-24	6	4	1	0	0	1	0
25-34	2	2	0	0	0	1	0
35-44	14	12	2	2	0	4	0
45-54	9	8	1	0	0	5	0
55-64	12	10	1	0	0	7	0
65-74	3	2	0	0	0	3	0
75-84	4	4	0	0	0	3	0
Race							
White	57	48	6	2	0	27	2
Hispanic	1	0	1	0	0	0	0
Asian	1	1	0	0	0	0	0
Presenting Problem/Diagnosis							
Alcohol Abuse	5	1	4	0	0	0	0
Mood Disorder	16	15	0	0	0	7	0
Non Alcohol/Drug Related Organic	1	1	0	0	0	0	0
Other Non-Psychotic	6	6	0	0	0	2	0
Other Psychotic	8	7	0	0	0	6	0
Schizophrenia	13	12	0	0	0	10	0
Social Conditions	8	6	0	2	0	2	1
Substance Related	2	1	2	0	0	0	1
Other Indicators							
Deaf and Hearing Impaired	1	0	0	0	0	1	0
Dual Diagnosis	3	3	0	0	0	3	0
SED (6-17)	3	2	1	0	0	1	2
SMI (If ever)	37	32	3	1	0	25	0

Notes: The same client may be counted in more than one category, e.g., clients can receive services under more than one contract source, in more than one "County of Residence," or may have multiple "Other Indicators." Please see Definition page for other considerations.

Oklahoma Department of Mental Health and Substance Abuse Services
Counts of Admitted Clients Served by Funding Source for Each County of Residence During FY1996

COUNTY OF RESIDENCE = HASKELL

	Funding Source						
	Total	Mental Health	Substance Abuse	Domestic Violence	Residential Care	Medicaid	Other
Total							
Unduplicated Count	198	158	28	3	2	48	10
Agency Type							
Community Mental Health Center	166	156	1	0	0	44	9
Domestic Violence and Sexual Assault	3	0	0	3	0	0	0
Hospital	2	2	0	0	0	0	0
Other	3	0	2	0	0	0	1
Residential Care	2	0	0	0	2	0	0
Substance Abuse	25	0	25	0	0	4	0
Sex							
Female	97	86	8	2	0	29	3
Male	101	72	20	1	2	19	7
Age							
0-04	3	0	2	1	0	1	0
05-17	23	11	4	0	0	8	9
18-20	5	4	1	0	0	0	0
21-24	9	6	3	0	0	3	0
25-34	44	31	11	1	0	12	1
35-44	55	49	6	1	0	11	0
45-54	22	22	0	0	0	5	0
55-64	20	19	1	0	1	5	0
65-74	8	7	0	0	1	2	0
75-84	8	8	0	0	0	1	0
85+	1	1	0	0	0	0	0
Race							
White	169	142	24	2	1	36	2
Black	10	4	0	0	0	7	7
Native American	16	10	4	0	1	5	1
Hispanic	3	2	0	1	0	0	0
Presenting Problem/Diagnosis							
Alcohol Abuse	19	11	9	0	0	3	0
Developmental Disorder	10	2	2	0	1	4	4
Mood Disorder	67	66	0	0	0	17	0
Non Alcohol/Drug Related Organic	5	5	0	0	0	1	0
Other Non-Psychotic	32	29	0	0	0	4	5
Other Psychotic	11	11	0	0	0	4	0
Personality Disorder	2	2	0	0	0	1	0
Schizophrenia	27	27	0	0	0	11	0
Social Conditions	14	3	7	3	1	2	0
Substance Related	12	3	9	0	0	1	0
Deferred/No Diagnosis	2	0	1	0	0	0	1
Other Indicators							
Deaf and Hearing Impaired	3	2	1	0	0	1	0
Dual Diagnosis	13	12	0	0	0	6	0
Homeless	2	0	1	1	0	0	0
SED (6-17)	9	4	0	0	0	5	6
SMI (If ever)	100	96	4	0	2	31	0

Notes: The same client may be counted in more than one category, e.g., clients can receive services under more than one contract source, in more than one "County of Residence," or may have multiple "Other Indicators." Please see Definition page for other considerations.

Oklahoma Department of Mental Health and Substance Abuse Services
Counts of Admitted Clients Served by Funding Source for Each County of Residence During FY1996

COUNTY OF RESIDENCE = HUGHES

	Funding Source						
	Total	Mental Health	Substance Abuse	Domestic Violence	Residential Care	Medicaid	Other
Total							
Unduplicated Count	249	168	60	22	2	55	1
Agency Type							
Community Mental Health Center	172	167	1	0	0	54	0
Domestic Violence and Sexual Assault	22	0	0	22	0	0	0
Hospital	3	3	0	0	0	0	0
Residential Care	2	0	0	0	2	0	0
Substance Abuse	59	0	59	0	0	1	1
Sex							
Female	132	97	17	16	1	27	0
Male	117	71	43	6	1	28	1
Age							
0-04	6	0	1	5	0	0	0
05-17	25	17	3	5	0	3	0
18-20	9	6	3	0	0	1	0
21-24	14	7	8	0	0	0	0
25-34	53	32	18	7	1	12	0
35-44	49	30	15	3	1	5	1
45-54	47	36	8	2	0	18	0
55-64	29	25	4	0	0	8	0
65-74	10	10	0	0	0	5	0
75-84	4	2	0	0	0	2	0
85+	3	3	0	0	0	1	0
Race							
White	197	142	36	19	1	43	1
Black	17	8	9	0	1	5	0
Native American	33	17	15	2	0	7	0
Hispanic	2	1	0	1	0	0	0
Presenting Problem/Diagnosis							
Alcohol Abuse	30	6	25	0	0	3	1
Developmental Disorder	7	7	0	0	0	2	0
Mood Disorder	74	72	0	0	1	19	0
Non Alcohol/Drug Related Organic	2	2	0	0	0	0	0
Other Non-Psychotic	28	26	0	0	0	10	0
Other Psychotic	16	16	0	0	0	9	0
Personality Disorder	1	1	0	0	0	0	0
Schizophrenia	34	34	0	0	0	12	0
Social Conditions	27	2	3	22	0	0	0
Substance Related	34	5	31	0	0	0	0
Deferred/No Diagnosis	2	0	1	0	1	0	0
Other Indicators							
Deaf and Hearing Impaired	1	1	0	0	0	0	0
Dual Diagnosis	29	29	0	0	0	11	0
Homeless	11	2	1	8	0	2	0
SED (6-17)	9	9	0	0	0	2	0
SMI (If ever)	119	115	7	1	2	38	0

Notes: The same client may be counted in more than one category, e.g., clients can receive services under more than one contract source, in more than one "County of Residence," or may have multiple "Other Indicators." Please see Definition page for other considerations.

Oklahoma Department of Mental Health and Substance Abuse Services
Counts of Admitted Clients Served by Funding Source for Each County of Residence During FY1996

COUNTY OF RESIDENCE = JACKSON

	Funding Source						
	Total	Mental Health	Substance Abuse	Domestic Violence	Residential Care	Medicaid	Other
Total							
Unduplicated Count	472	194	127	172	3	5	7
Agency Type							
Community Mental Health Center	190	185	15	0	0	1	1
Domestic Violence and Sexual Assault	173	0	0	172	0	0	0
Hospital	12	12	0	0	0	0	0
Residential Care	3	0	0	0	3	0	0
Substance Abuse	118	0	116	0	0	4	6
Sex							
Female	255	122	42	108	1	2	3
Male	217	72	85	64	2	3	4
Age							
0-04	19	0	1	18	0	0	1
05-17	66	16	7	42	0	3	1
18-20	24	9	7	8	0	0	1
21-24	42	17	7	19	0	0	0
25-34	137	47	52	51	0	1	0
35-44	87	36	30	21	2	0	0
45-54	60	39	17	10	1	1	2
55-64	25	21	4	2	0	0	1
65-74	10	8	2	0	0	0	1
75-84	2	1	0	1	0	0	0
Race							
White	296	142	80	94	0	1	6
Black	95	37	28	30	3	4	0
Native American	19	6	6	7	0	0	0
Hispanic	56	8	13	35	0	0	1
Asian	7	1	0	6	0	0	0
Presenting Problem/Diagnosis							
Alcohol Abuse	55	6	51	0	0	1	3
Developmental Disorder	12	11	0	0	1	0	0
Mood Disorder	70	70	3	0	0	0	1
Non Alcohol/Drug Related Organic	2	2	0	0	0	0	0
Other Non-Psychotic	36	36	1	0	0	0	0
Other Psychotic	29	28	2	0	1	0	0
Personality Disorder	5	5	0	0	0	0	0
Schizophrenia	27	27	0	0	0	1	0
Social Conditions	174	0	4	170	0	3	1
Substance Related	79	10	71	0	0	0	2
Deferred/No Diagnosis	5	2	1	2	1	0	0
Other Indicators							
Deaf and Hearing Impaired	2	1	0	1	0	0	0
Dual Diagnosis	24	23	1	0	0	1	0
Homeless	27	13	10	4	0	0	0
SED (6-17)	13	9	3	0	0	0	1
SMI (If ever)	93	75	19	5	3	2	1

Notes: The same client may be counted in more than one category, e.g., clients can receive services under more than one contract source, in more than one "County of Residence," or may have multiple "Other Indicators." Please see Definition page for other considerations.

Oklahoma Department of Mental Health and Substance Abuse Services
 Counts of Admitted Clients Served by Funding Source for Each County of Residence During FY1996

COUNTY OF RESIDENCE = JEFFERSON

	Funding Source						
	Total	Mental Health	Substance Abuse	Domestic Violence	Residential Care	Medicaid	Other
Total							
Unduplicated Count	85	25	28	0	0	13	34
Agency Type							
Community Mental Health Center	63	24	7	0	0	13	34
Hospital	1	1	0	0	0	0	0
Substance Abuse	21	0	21	0	0	0	0
Sex							
Female	42	16	6	0	0	6	22
Male	43	9	22	0	0	7	12
Age							
0-04	9	1	0	0	0	4	7
05-17	17	0	1	0	0	3	15
18-20	5	1	4	0	0	0	0
21-24	5	0	4	0	0	0	1
25-34	20	1	11	0	0	3	8
35-44	11	9	2	0	0	3	1
45-54	10	7	4	0	0	0	0
55-64	5	3	2	0	0	0	2
65-74	2	2	0	0	0	0	0
75-84	1	1	0	0	0	0	0
Race							
White	69	24	26	0	0	11	20
Native American	10	0	1	0	0	0	9
Hispanic	6	1	1	0	0	2	5
Presenting Problem/Diagnosis							
Alcohol Abuse	23	4	21	0	0	0	0
Developmental Disorder	3	1	0	0	0	1	2
Mood Disorder	7	7	0	0	0	2	0
Other Non-Psychotic	2	2	0	0	0	0	0
Other Psychotic	2	2	1	0	0	0	0
Personality Disorder	1	1	0	0	0	0	0
Schizophrenia	6	6	0	0	0	1	1
Social Conditions	34	1	0	0	0	9	31
Substance Related	7	1	6	0	0	0	0
Other Indicators							
Deaf and Hearing Impaired	2	0	0	0	0	0	2
Dual Diagnosis	4	4	0	0	0	2	0
SMI (If ever)	15	13	2	0	0	3	1

Notes: The same client may be counted in more than one category, e.g., clients can receive services under more than one contract source, in more than one "County of Residence," or may have multiple "Other Indicators." Please see Definition page for other considerations.

Oklahoma Department of Mental Health and Substance Abuse Services
Counts of Admitted Clients Served by Funding Source for Each County of Residence During FY1996

COUNTY OF RESIDENCE = JOHNSTON

	Funding Source						
	Total	Mental Health	Substance Abuse	Domestic Violence	Residential Care	Medicaid	Other
Total							
Unduplicated Count	345	232	95	27	0	118	2
Agency Type							
Community Mental Health Center	248	232	14	0	0	98	1
Domestic Violence and Sexual Assault	27	0	0	27	0	0	0
Hospital	10	10	0	0	0	0	0
Substance Abuse	86	0	84	0	0	20	1
Sex							
Female	170	127	25	18	0	72	2
Male	175	105	70	9	0	46	0
Age							
0-04	11	3	4	4	0	5	0
05-17	86	57	20	11	0	48	0
18-20	13	10	6	0	0	2	0
21-24	20	16	4	1	0	3	0
25-34	73	37	26	7	0	18	1
35-44	79	55	26	2	0	19	0
45-54	41	34	8	1	0	14	1
55-64	17	17	0	1	0	7	0
65-74	5	3	1	0	0	2	0
Race							
White	268	190	67	15	0	88	2
Black	16	16	3	0	0	6	0
Native American	54	23	21	12	0	18	0
Hispanic	6	2	4	0	0	5	0
Asian	1	1	0	0	0	1	0
Presenting Problem/Diagnosis							
Alcohol Abuse	44	10	40	0	0	3	0
Developmental Disorder	13	12	1	0	0	8	0
Mood Disorder	88	83	1	0	0	33	0
Non Alcohol/Drug Related Organic	3	3	0	0	0	3	0
Other Non-Psychotic	49	47	0	0	0	20	0
Other Psychotic	12	11	0	0	0	2	0
Personality Disorder	2	2	0	0	0	2	0
Schizophrenia	26	26	0	0	0	13	0
Social Conditions	98	40	30	27	0	32	1
Substance Related	28	4	25	0	0	2	1
Other Indicators							
Dual Diagnosis	23	22	2	0	0	11	0
Homeless	10	5	1	5	0	1	0
SED (6-17)	3	3	1	0	0	1	0
SMI (If ever)	123	114	11	3	0	52	0

Notes: The same client may be counted in more than one category, e.g., clients can receive services under more than one contract source, in more than one "County of Residence," or may have multiple "Other Indicators." Please see Definition page for other considerations.

Oklahoma Department of Mental Health and Substance Abuse Services
 Counts of Admitted Clients Served by Funding Source for Each County of Residence During FY1996

COUNTY OF RESIDENCE = KAY

	Funding Source						
	Total	Mental Health	Substance Abuse	Domestic Violence	Residential Care	Medicaid	Other
Total							
Unduplicated Count	1,484	979	225	113	1	370	268
Agency Type							
Community Mental Health Center	1,250	959	128	0	0	368	218
Domestic Violence and Sexual Assault	112	0	0	112	0	0	0
Hospital	52	52	0	0	0	0	0
Other	1	0	0	1	0	0	0
Residential Care	1	0	0	0	1	0	0
Substance Abuse	148	0	118	0	0	3	50
Sex							
Female	811	559	77	91	0	207	134
Male	673	420	148	22	1	163	134
Age							
0-04	80	15	4	27	0	25	24
05-17	339	206	5	21	0	164	107
18-20	75	57	10	6	0	13	6
21-24	105	77	32	9	1	13	7
25-34	314	212	77	24	0	40	41
35-44	308	229	65	20	0	39	33
45-54	132	109	23	2	0	21	12
55-64	64	51	8	1	0	17	5
65-74	30	19	1	3	0	11	6
75-84	19	3	0	0	0	15	12
85+	18	1	0	0	0	12	15
Race							
White	1,245	845	174	90	1	304	219
Black	58	19	11	9	0	22	20
Native American	137	78	37	12	0	30	25
Hispanic	45	35	5	2	0	14	4
Asian	4	4	0	0	0	0	0
Presenting Problem/Diagnosis							
Alcohol Abuse	103	18	74	0	0	2	30
Developmental Disorder	135	90	0	4	0	63	41
Mood Disorder	427	364	44	0	0	110	46
Non Alcohol/Drug Related Organic	14	10	1	0	0	8	4
Other Non-Psychotic	293	196	13	0	0	100	77
Other Psychotic	43	40	4	0	0	8	6
Personality Disorder	2	0	0	0	0	2	1
Schizophrenia	65	65	3	0	0	28	2
Social Conditions	359	193	16	108	1	53	46
Substance Related	97	17	85	0	0	3	16
Deferred/No Diagnosis	11	4	5	1	0	1	3
Other Indicators							
Deaf and Hearing Impaired	13	6	1	0	0	6	5
Dual Diagnosis	96	85	45	0	0	25	4
Homeless	90	29	40	23	0	6	18
SED (6-17)	135	103	0	0	0	79	31
SMI (If ever)	415	357	73	9	1	117	33

Notes: The same client may be counted in more than one category, e.g., clients can receive services under more than one contract source, in more than one "County of Residence," or may have multiple "Other Indicators." Please see Definition page for other considerations.

Oklahoma Department of Mental Health and Substance Abuse Services
 Counts of Admitted Clients Served by Funding Source for Each County of Residence During FY1996

COUNTY OF RESIDENCE = KINGFISHER

	Funding Source						
	Total	Mental Health	Substance Abuse	Domestic Violence	Residential Care	Medicaid	Other
Total							
Unduplicated Count	179	141	41	4	0	46	11
Agency Type							
Community Mental Health Center	155	139	32	0	0	46	1
Domestic Violence and Sexual Assault	4	0	0	4	0	0	0
Hospital	3	3	0	0	0	0	0
Substance Abuse	20	0	10	0	0	0	10
Sex							
Female	99	81	15	4	0	28	7
Male	80	60	26	0	0	18	4
Age							
0-04	2	1	0	1	0	1	0
05-17	36	21	4	0	0	12	9
18-20	5	5	0	0	0	0	0
21-24	16	14	5	1	0	1	0
25-34	33	27	6	2	0	10	1
35-44	46	38	15	0	0	11	1
45-54	16	14	6	0	0	2	0
55-64	18	15	5	0	0	6	0
65-74	2	1	0	0	0	1	0
75-84	4	4	0	0	0	2	0
85+	1	1	0	0	0	0	0
Race							
White	159	129	34	3	0	40	10
Black	6	4	3	0	0	2	0
Native American	9	4	3	0	0	3	1
Hispanic	5	4	1	1	0	1	0
Presenting Problem/Diagnosis							
Alcohol Abuse	22	11	17	0	0	0	1
Developmental Disorder	19	13	0	0	0	8	4
Mood Disorder	54	51	11	0	0	11	3
Non Alcohol/Drug Related Organic	1	1	0	0	0	0	0
Other Non-Psychotic	23	21	2	0	0	10	1
Other Psychotic	7	7	1	0	0	2	0
Personality Disorder	3	3	0	0	0	0	0
Schizophrenia	12	11	0	0	0	9	0
Social Conditions	30	21	5	4	0	5	0
Substance Related	6	2	5	0	0	1	0
Deferred/No Diagnosis	2	0	0	0	0	0	2
Other Indicators							
Deaf and Hearing Impaired	5	4	1	0	0	2	0
Dual Diagnosis	11	9	9	0	0	0	0
Homeless	1	0	0	1	0	0	0
SED (6-17)	20	14	0	0	0	12	2
SMI (If ever)	108	98	25	1	0	33	2

Notes: The same client may be counted in more than one category, e.g., clients can receive services under more than one contract source, in more than one "County of Residence," or may have multiple "Other Indicators." Please see Definition page for other considerations.

Oklahoma Department of Mental Health and Substance Abuse Services
Counts of Admitted Clients Served by Funding Source for Each County of Residence During FY1996

COUNTY OF RESIDENCE = KIOWA

	Funding Source						
	Total	Mental Health	Substance Abuse	Domestic Violence	Residential Care	Medicaid	Other
Total							
Unduplicated Count	317	219	65	39	0	72	7
Agency Type							
Community Mental Health Center	238	218	4	0	0	72	6
Domestic Violence and Sexual Assault	39	0	0	39	0	0	0
Hospital	3	3	0	0	0	0	0
Substance Abuse	64	0	64	0	0	0	1
Sex							
Female	161	111	17	28	0	47	3
Male	156	108	48	11	0	25	4
Age							
0-04	8	0	0	8	0	0	0
05-17	51	39	4	8	0	14	4
18-20	13	8	4	2	0	0	0
21-24	28	14	9	5	0	6	3
25-34	77	51	21	8	0	17	0
35-44	76	55	15	4	0	19	0
45-54	38	29	9	4	0	8	0
55-64	18	15	2	0	0	7	0
65-74	4	4	0	0	0	0	0
75-84	2	2	0	0	0	1	0
85+	2	2	1	0	0	0	0
Race							
White	232	165	48	27	0	50	7
Black	45	27	6	9	0	11	0
Native American	19	14	6	1	0	7	0
Hispanic	21	13	5	2	0	4	0
Presenting Problem/Diagnosis							
Alcohol Abuse	38	10	29	0	0	2	0
Developmental Disorder	13	13	0	0	0	2	0
Mood Disorder	100	93	0	0	0	28	2
Non Alcohol/Drug Related Organic	3	3	0	0	0	2	0
Other Non-Psychotic	36	33	0	0	0	14	2
Other Psychotic	10	10	0	0	0	2	0
Schizophrenia	30	30	0	0	0	14	0
Social Conditions	70	27	1	39	0	5	2
Substance Related	41	6	37	0	0	2	1
Deferred/No Diagnosis	1	0	0	0	0	1	0
Other Indicators							
Deaf and Hearing Impaired	3	2	1	0	0	1	0
Dual Diagnosis	29	29	0	0	0	7	0
Homeless	13	4	2	7	0	1	0
SED (6-17)	26	24	1	0	0	9	2
SMI (If ever)	136	117	20	5	0	43	0

Notes: The same client may be counted in more than one category, e.g., clients can receive services under more than one contract source, in more than one "County of Residence," or may have multiple "Other Indicators." Please see Definition page for other considerations.

Oklahoma Department of Mental Health and Substance Abuse Services
 Counts of Admitted Clients Served by Funding Source for Each County of Residence During FY1996

COUNTY OF RESIDENCE = LATIMER

	Funding Source						
	Total	Mental Health	Substance Abuse	Domestic Violence	Residential Care	Medicaid	Other
Total							
Unduplicated Count	233	114	111	12	1	32	1
Agency Type							
Community Mental Health Center	113	113	0	0	0	12	0
Domestic Violence and Sexual Assault	12	0	0	12	0	0	0
Hospital	3	3	0	0	0	0	0
Residential Care	1	0	0	0	1	0	0
Substance Abuse	114	0	111	0	0	20	1
Sex							
Female	117	57	51	12	1	22	0
Male	116	57	60	0	0	10	1
Age							
0-04	3	0	1	2	0	0	0
05-17	44	12	27	6	0	17	0
18-20	9	3	6	0	0	0	0
21-24	21	7	13	1	0	2	0
25-34	61	30	33	0	0	3	0
35-44	46	22	22	3	1	5	1
45-54	28	21	7	0	0	3	0
55-64	12	12	0	0	0	1	0
65-74	6	6	0	0	0	1	0
75-84	3	1	2	0	0	0	0
Race							
White	183	95	86	6	0	29	1
Black	4	2	2	0	0	1	0
Native American	45	16	23	6	1	2	0
Hispanic	1	1	0	0	0	0	0
Presenting Problem/Diagnosis							
Alcohol Abuse	44	5	39	0	0	2	1
Developmental Disorder	8	8	0	0	0	1	0
Mood Disorder	41	39	2	0	0	5	0
Non Alcohol/Drug Related Organic	5	5	0	0	0	1	0
Other Non-Psychotic	16	15	1	0	0	1	0
Other Psychotic	13	13	0	0	0	2	0
Personality Disorder	3	2	0	0	0	1	0
Schizophrenia	25	25	0	0	0	2	0
Social Conditions	60	1	45	12	1	17	0
Substance Related	26	2	24	0	0	0	0
Other Indicators							
Deaf and Hearing Impaired	2	2	0	0	0	0	0
Dual Diagnosis	17	14	3	0	0	2	1
SED (6-17)	8	8	0	0	0	0	0
SMI (If ever)	58	52	7	2	1	9	0

Notes: The same client may be counted in more than one category, e.g., clients can receive services under more than one contract source, in more than one "County of Residence," or may have multiple "Other Indicators." Please see Definition page for other considerations.

Oklahoma Department of Mental Health and Substance Abuse Services
Counts of Admitted Clients Served by Funding Source for Each County of Residence During FY1996

COUNTY OF RESIDENCE = LEFLORE

	Funding Source						
	Total	Mental Health	Substance Abuse	Domestic Violence	Residential Care	Medicaid	Other
Total							
Unduplicated Count	684	435	85	177	2	89	1
Agency Type							
Community Mental Health Center	433	426	7	0	0	86	0
Domestic Violence and Sexual Assault	177	2	0	177	0	0	0
Hospital	12	12	0	0	0	0	0
Other	3	0	3	0	0	0	0
Residential Care	2	0	0	0	2	0	0
Substance Abuse	75	0	75	0	0	3	1
Sex							
Female	385	223	32	139	0	50	1
Male	299	212	53	38	2	39	0
Age							
0-04	39	5	4	31	0	2	0
05-17	113	48	23	42	0	13	0
18-20	23	11	6	7	0	2	0
21-24	53	33	6	16	0	4	0
25-34	144	85	20	46	0	16	0
35-44	142	102	16	26	1	25	1
45-54	98	83	7	8	1	12	0
55-64	51	48	3	0	0	11	0
65-74	17	17	0	0	0	4	0
75-84	4	3	0	1	0	0	0
Race							
White	579	373	69	147	2	82	1
Black	21	8	5	8	0	1	0
Native American	73	49	10	16	0	6	0
Hispanic	10	4	0	6	0	0	0
Asian	1	1	1	0	0	0	0
Presenting Problem/Diagnosis							
Alcohol Abuse	47	24	24	2	0	2	1
Developmental Disorder	20	16	0	1	2	4	0
Mood Disorder	176	174	0	2	0	28	0
Non Alcohol/Drug Related Organic	3	3	0	0	0	0	0
Other Non-Psychotic	66	66	0	0	0	14	0
Other Psychotic	53	52	0	1	0	14	0
Personality Disorder	7	7	0	0	0	0	0
Schizophrenia	75	75	0	0	0	21	0
Social Conditions	186	6	14	168	0	2	0
Substance Related	60	18	45	0	0	4	0
Deferred/No Diagnosis	5	0	2	3	0	0	0
Other Indicators							
Deaf and Hearing Impaired	3	2	2	0	0	0	0
Dual Diagnosis	52	52	1	0	0	9	0
Homeless	16	8	2	6	0	1	0
SED (6-17)	7	7	0	0	0	0	0
SMI (If ever)	233	219	9	8	2	57	0

Notes: The same client may be counted in more than one category, e.g., clients can receive services under more than one contract source, in more than one "County of Residence," or may have multiple "Other Indicators." Please see Definition page for other considerations.

Oklahoma Department of Mental Health and Substance Abuse Services
 Counts of Admitted Clients Served by Funding Source for Each County of Residence During FY1996

COUNTY OF RESIDENCE = LINCOLN

	Funding Source						
	Total	Mental Health	Substance Abuse	Domestic Violence	Residential Care	Medicaid	Other
Total							
Unduplicated Count	634	184	100	29	2	201	437
Agency Type							
Community Mental Health Center	511	180	6	0	0	192	436
Domestic Violence and Sexual Assault	28	0	0	28	0	0	0
Hospital	15	15	0	0	0	0	0
Other	2	1	0	1	0	0	0
Residential Care	2	0	0	0	2	0	0
Substance Abuse	100	0	95	0	0	11	1
Sex							
Female	345	82	31	22	1	125	263
Male	289	102	69	7	1	76	174
Age							
0-04	23	3	4	4	0	7	13
05-17	214	48	11	8	0	82	190
18-20	20	7	4	1	0	5	11
21-24	18	5	5	2	0	4	9
25-34	106	30	39	9	0	22	47
35-44	94	28	24	4	1	18	51
45-54	58	30	11	1	0	13	32
55-64	26	12	2	0	1	14	19
65-74	22	9	0	0	0	8	18
75-84	19	5	0	0	0	9	16
85+	34	7	0	0	0	19	31
Race							
White	536	163	81	29	2	161	367
Black	27	10	4	0	0	15	20
Native American	64	10	15	0	0	24	44
Hispanic	6	1	0	0	0	1	5
Asian	1	0	0	0	0	0	1
Presenting Problem/Diagnosis							
Alcohol Abuse	51	1	43	0	0	9	4
Developmental Disorder	41	16	0	0	0	22	34
Mood Disorder	131	70	0	0	2	48	96
Non Alcohol/Drug Related Organic	38	8	0	0	0	19	33
Other Non-Psychotic	127	34	1	0	0	48	114
Other Psychotic	23	18	0	0	0	6	14
Personality Disorder	3	3	0	0	0	0	2
Schizophrenia	36	24	0	0	0	18	26
Social Conditions	167	18	22	27	0	32	114
Substance Related	40	2	35	1	0	2	3
Deferred/No Diagnosis	2	0	1	1	0	0	0
Other Indicators							
Deaf and Hearing Impaired	12	4	3	0	0	3	9
Dual Diagnosis	33	25	0	0	0	8	20
Homeless	15	3	3	8	0	1	2
SED (6-17)	61	15	1	0	0	34	56
SMI (If ever)	183	109	13	2	2	61	123

Notes: The same client may be counted in more than one category, e.g., clients can receive services under more than one contract source, in more than one "County of Residence," or may have multiple "Other Indicators." Please see Definition page for other considerations.

Oklahoma Department of Mental Health and Substance Abuse Services
Counts of Admitted Clients Served by Funding Source for Each County of Residence During FY1996

COUNTY OF RESIDENCE = LOGAN

	Funding Source						
	Total	Mental Health	Substance Abuse	Domestic Violence	Residential Care	Medicaid	Other
Total							
Unduplicated Count	506	255	253	17	0	82	16
Agency Type							
Community Mental Health Center	252	244	21	0	0	78	9
Domestic Violence and Sexual Assault	14	0	0	14	0	0	0
Hospital	19	19	0	0	0	0	0
Other	3	0	0	3	0	0	0
Substance Abuse	237	0	234	0	0	4	7
Sex							
Female	241	136	104	10	0	48	7
Male	265	119	149	7	0	34	9
Age							
0-04	12	1	7	1	0	4	3
05-17	184	68	114	2	0	28	8
18-20	26	14	12	0	0	1	0
21-24	29	19	9	3	0	3	1
25-34	85	48	46	1	0	9	1
35-44	93	52	41	8	0	16	1
45-54	51	33	17	1	0	11	2
55-64	16	14	4	0	0	5	0
65-74	9	5	3	1	0	4	0
75-84	1	1	0	0	0	1	0
Race							
White	391	197	195	12	0	64	12
Black	83	47	36	4	0	16	2
Native American	24	8	17	1	0	1	0
Hispanic	8	4	4	0	0	1	2
Asian	1	0	1	0	0	0	0
Presenting Problem/Diagnosis							
Alcohol Abuse	60	13	50	0	0	3	0
Developmental Disorder	44	38	3	0	0	17	4
Mood Disorder	91	88	12	0	0	20	2
Non Alcohol/Drug Related Organic	9	9	0	0	0	6	0
Other Non-Psychotic	51	47	1	0	0	14	3
Other Psychotic	20	18	4	0	0	5	1
Personality Disorder	5	5	0	0	0	1	0
Schizophrenia	33	33	0	0	0	15	1
Social Conditions	163	7	139	17	0	1	1
Substance Related	43	2	43	0	0	0	4
Deferred/No Diagnosis	9	0	9	0	0	0	0
Other Indicators							
Deaf and Hearing Impaired	5	5	0	0	0	2	0
Dual Diagnosis	28	28	7	0	0	5	1
Homeless	18	9	4	5	0	1	0
SED (6-17)	62	60	1	0	0	23	1
SMI (If ever)	183	161	37	5	0	46	3

Notes: The same client may be counted in more than one category, e.g., clients can receive services under more than one contract source, in more than one "County of Residence," or may have multiple "Other Indicators." Please see Definition page for other considerations.

Oklahoma Department of Mental Health and Substance Abuse Services
Counts of Admitted Clients Served by Funding Source for Each County of Residence During FY1996

COUNTY OF RESIDENCE = LOVE

	Funding Source						
	Total	Mental Health	Substance Abuse	Domestic Violence	Residential Care	Medicaid	Other
Total							
Unduplicated Count	193	143	51	4	0	59	2
Agency Type							
Community Mental Health Center	171	139	37	0	0	57	2
Domestic Violence and Sexual Assault	4	0	0	4	0	0	0
Hospital	9	9	0	0	0	0	0
Substance Abuse	19	0	19	0	0	3	0
Sex							
Female	105	75	18	4	0	34	2
Male	88	68	33	0	0	25	0
Age							
0-04	11	8	1	0	0	7	0
05-17	45	34	2	0	0	23	1
18-20	9	4	4	0	0	2	0
21-24	14	8	5	1	0	4	0
25-34	40	27	14	3	0	9	1
35-44	41	31	18	0	0	5	0
45-54	23	22	6	0	0	5	0
55-64	7	7	1	0	0	2	0
65-74	2	2	0	0	0	1	0
75-84	1	0	0	0	0	1	0
Race							
White	153	118	36	3	0	48	2
Black	8	3	6	1	0	3	0
Native American	26	17	9	0	0	3	0
Hispanic	7	6	0	0	0	5	0
Presenting Problem/Diagnosis							
Alcohol Abuse	17	11	15	0	0	1	0
Developmental Disorder	20	18	1	0	0	10	0
Mood Disorder	60	55	5	0	0	16	0
Non Alcohol/Drug Related Organic	2	2	2	0	0	1	0
Other Non-Psychotic	22	12	0	0	0	10	2
Other Psychotic	16	15	4	0	0	6	0
Personality Disorder	1	1	0	0	0	0	0
Schizophrenia	13	12	4	0	0	4	0
Social Conditions	27	16	4	4	0	9	0
Substance Related	18	3	17	0	0	2	0
Other Indicators							
Deaf and Hearing Impaired	1	1	0	0	0	0	0
Dual Diagnosis	16	13	10	0	0	3	0
Homeless	3	3	1	0	0	0	0
SED (6-17)	15	13	1	0	0	8	0
SMI (If ever)	68	55	19	1	0	23	0

Notes: The same client may be counted in more than one category, e.g., clients can receive services under more than one contract source, in more than one "County of Residence," or may have multiple "Other Indicators." Please see Definition page for other considerations.

Oklahoma Department of Mental Health and Substance Abuse Services
Counts of Admitted Clients Served by Funding Source for Each County of Residence During FY1996

COUNTY OF RESIDENCE = MAJOR

	Funding Source						
	Total	Mental Health	Substance Abuse	Domestic Violence	Residential Care	Medicaid	Other
Total							
Unduplicated Count	95	80	10	4	0	16	8
Agency Type							
Community Mental Health Center	81	80	7	0	0	16	0
Domestic Violence and Sexual Assault	4	0	0	4	0	0	0
Hospital	1	1	0	0	0	0	0
Substance Abuse	11	0	3	0	0	0	8
Sex							
Female	50	41	6	3	0	8	3
Male	45	39	4	1	0	8	5
Age							
0-04	4	2	0	2	0	1	0
05-17	15	12	2	0	0	3	1
18-20	8	7	0	0	0	0	2
21-24	6	4	1	1	0	2	0
25-34	12	12	1	0	0	2	0
35-44	22	19	4	1	0	3	1
45-54	19	15	2	0	0	1	4
55-64	5	5	0	0	0	2	0
65-74	4	4	0	0	0	2	0
Race							
White	85	74	8	1	0	16	7
Black	3	2	1	0	0	0	1
Native American	2	2	1	0	0	0	0
Hispanic	5	2	0	3	0	0	0
Presenting Problem/Diagnosis							
Alcohol Abuse	8	5	3	0	0	0	2
Developmental Disorder	4	4	0	0	0	2	0
Mood Disorder	35	35	2	0	0	7	0
Non Alcohol/Drug Related Organic	3	3	0	0	0	2	0
Other Non-Psychotic	12	9	0	0	0	1	3
Other Psychotic	3	3	0	0	0	0	0
Schizophrenia	1	1	0	0	0	1	0
Social Conditions	23	15	2	4	0	3	2
Substance Related	7	5	3	0	0	0	1
Other Indicators							
Deaf and Hearing Impaired	1	1	0	0	0	0	0
Dual Diagnosis	4	3	1	0	0	0	1
Homeless	3	0	0	3	0	0	0
SMI (If ever)	50	48	5	0	0	11	2

Notes: The same client may be counted in more than one category, e.g., clients can receive services under more than one contract source, in more than one "County of Residence," or may have multiple "Other Indicators." Please see Definition page for other considerations.

Oklahoma Department of Mental Health and Substance Abuse Services
Counts of Admitted Clients Served by Funding Source for Each County of Residence During FY1996

COUNTY OF RESIDENCE = MARSHALL

	Funding Source						
	Total	Mental Health	Substance Abuse	Domestic Violence	Residential Care	Medicaid	Other
Total							
Unduplicated Count	379	228	147	42	0	89	5
Agency Type							
Community Mental Health Center	277	220	89	0	0	82	4
Domestic Violence and Sexual Assault	42	0	0	42	0	0	0
Hospital	14	14	0	0	0	0	0
Substance Abuse	69	0	66	0	0	8	1
Sex							
Female	188	128	36	34	0	68	3
Male	191	100	111	8	0	21	2
Age							
0-04	14	1	0	13	0	1	0
05-17	71	53	6	12	0	25	2
18-20	23	13	13	3	0	3	0
21-24	27	11	15	3	0	3	0
25-34	96	46	56	8	0	14	1
35-44	75	46	39	1	0	15	1
45-54	38	28	11	2	0	13	0
55-64	20	17	5	0	0	5	0
65-74	8	6	2	0	0	4	0
75-84	4	4	0	0	0	3	0
85+	3	3	0	0	0	3	1
Race							
White	307	196	113	28	0	72	4
Black	16	8	10	1	0	2	0
Native American	45	17	23	10	0	13	1
Hispanic	8	7	1	0	0	2	0
Asian	3	0	0	3	0	0	0
Presenting Problem/Diagnosis							
Alcohol Abuse	72	24	65	0	0	4	0
Developmental Disorder	13	13	0	0	0	2	0
Mood Disorder	69	66	10	0	0	25	0
Non Alcohol/Drug Related Organic	7	7	0	0	0	6	0
Other Non-Psychotic	43	43	4	0	0	16	1
Other Psychotic	16	15	2	0	0	3	0
Personality Disorder	3	2	1	0	0	0	0
Schizophrenia	13	12	3	0	0	6	1
Social Conditions	100	44	11	42	0	25	2
Substance Related	59	6	57	0	0	2	1
Other Indicators							
Deaf and Hearing Impaired	1	1	1	0	0	0	0
Dual Diagnosis	23	23	11	0	0	6	0
Homeless	30	6	5	22	0	1	0
SED (6-17)	3	3	0	0	0	1	0
SMI (If ever)	112	91	27	7	0	48	2

Notes: The same client may be counted in more than one category, e.g., clients can receive services under more than one contract source, in more than one "County of Residence," or may have multiple "Other Indicators." Please see Definition page for other considerations.

Oklahoma Department of Mental Health and Substance Abuse Services
Counts of Admitted Clients Served by Funding Source for Each County of Residence During FY1996
COUNTY OF RESIDENCE = MAYES

	Funding Source						
	Total	Mental Health	Substance Abuse	Domestic Violence	Residential Care	Medicaid	Other
Total							
Unduplicated Count	862	522	187	63	79	276	71
Agency Type							
Community Mental Health Center	537	495	16	0	0	235	36
Domestic Violence and Sexual Assault	63	0	1	63	0	0	0
Hospital	55	55	0	0	0	0	0
Other	1	0	1	0	0	0	0
Residential Care	79	0	0	0	79	0	0
Substance Abuse	211	0	171	0	0	44	35
Sex							
Female	449	272	92	48	22	153	38
Male	413	250	95	15	57	123	33
Age							
0-04	25	7	4	9	0	7	4
05-17	237	150	48	17	0	118	28
18-20	37	20	8	6	1	4	3
21-24	41	24	12	3	3	9	4
25-34	162	88	51	10	11	37	13
35-44	194	114	42	12	35	38	11
45-54	83	55	14	5	15	25	8
55-64	46	34	7	1	10	12	0
65-74	15	11	1	0	3	9	0
75-84	15	14	0	0	1	11	0
85+	7	5	0	0	0	6	0
Race							
White	659	408	138	39	57	216	58
Black	19	10	2	0	10	6	1
Native American	155	88	39	19	10	43	12
Hispanic	25	13	9	2	2	8	0
Asian	7	3	0	3	0	3	0
Presenting Problem/Diagnosis							
Alcohol Abuse	70	10	60	0	2	2	2
Developmental Disorder	106	73	9	1	14	52	9
Mood Disorder	263	209	20	1	19	85	22
Non Alcohol/Drug Related Organic	4	4	0	0	0	2	2
Other Non-Psychotic	180	119	32	0	0	64	28
Other Psychotic	58	35	0	0	23	16	0
Personality Disorder	11	2	7	0	0	4	1
Schizophrenia	67	64	0	0	0	40	0
Social Conditions	87	3	23	44	15	8	4
Substance Related	55	16	38	0	1	3	2
Deferred/No Diagnosis	25	0	1	17	6	1	1
Other Indicators							
Deaf and Hearing Impaired	16	9	8	0	0	7	0
Dual Diagnosis	70	65	5	0	0	23	0
Homeless	34	12	3	18	2	1	0
SED (6-17)	106	98	0	0	0	67	15
SMI (If ever)	327	250	14	2	79	131	13

Notes: The same client may be counted in more than one category, e.g., clients can receive services under more than one contract source, in more than one "County of Residence," or may have multiple "Other Indicators." Please see Definition page for other considerations.

Oklahoma Department of Mental Health and Substance Abuse Services
 Counts of Admitted Clients Served by Funding Source for Each County of Residence During FY1996

COUNTY OF RESIDENCE = MCCLAIN

	Funding Source						
	Total	Mental Health	Substance Abuse	Domestic Violence	Residential Care	Medicaid	Other
Total							
Unduplicated Count	254	172	53	12	1	75	12
Agency Type							
Community Mental Health Center	177	155	2	0	0	73	12
Domestic Violence and Sexual Assault	12	0	0	12	0	0	0
Hospital	16	16	0	0	0	0	0
Other	7	7	0	0	0	0	0
Residential Care	1	0	0	0	1	0	0
Substance Abuse	52	0	51	0	0	2	0
Sex							
Female	117	82	21	8	1	35	3
Male	137	90	32	4	0	40	9
Age							
0-04	21	9	1	3	0	10	0
05-17	51	42	5	2	0	29	1
18-20	7	3	4	0	0	0	0
21-24	14	9	4	1	0	1	0
25-34	46	28	12	3	0	10	1
35-44	56	36	18	3	0	12	1
45-54	30	20	7	0	1	5	2
55-64	19	18	2	0	0	5	3
65-74	10	7	0	0	0	3	4
Race							
White	212	143	46	11	1	59	10
Black	9	4	1	0	0	4	2
Native American	20	15	5	0	0	7	0
Hispanic	12	10	1	0	0	5	0
Asian	1	0	0	1	0	0	0
Presenting Problem/Diagnosis							
Alcohol Abuse	21	3	18	0	0	0	0
Developmental Disorder	19	16	0	0	0	11	2
Mood Disorder	53	50	0	0	0	11	3
Non Alcohol/Drug Related Organic	8	6	0	0	0	3	3
Other Non-Psychotic	30	30	0	0	0	15	0
Other Psychotic	16	14	0	0	1	4	1
Personality Disorder	1	1	0	0	0	0	0
Schizophrenia	26	24	0	0	0	12	3
Social Conditions	68	31	12	12	0	18	0
Substance Related	25	2	23	0	0	1	0
Other Indicators							
Deaf and Hearing Impaired	1	1	0	0	0	0	1
Dual Diagnosis	19	18	0	0	0	7	0
Homeless	12	4	1	7	0	0	0
SED (6-17)	34	33	0	0	0	20	1
SMI (If ever)	102	88	12	2	1	31	8

Notes: The same client may be counted in more than one category, e.g., clients can receive services under more than one contract source, in more than one "County of Residence," or may have multiple "Other Indicators." Please see Definition page for other considerations.

Oklahoma Department of Mental Health and Substance Abuse Services
Counts of Admitted Clients Served by Funding Source for Each County of Residence During FY1996

COUNTY OF RESIDENCE = MCCURTAIN

	Funding Source						
	Total	Mental Health	Substance Abuse	Domestic Violence	Residential Care	Medicaid	Other
Total							
Unduplicated Count	920	388	255	308	11	128	0
Agency Type							
Community Mental Health Center	383	382	1	0	0	115	0
Domestic Violence and Sexual Assault	308	0	0	308	0	0	0
Hospital	12	12	0	0	0	0	0
Residential Care	11	0	0	0	11	0	0
Substance Abuse	257	0	254	0	0	13	0
Sex							
Female	502	236	87	204	1	91	0
Male	418	152	168	104	10	37	0
Age							
0-04	56	17	10	29	0	6	0
05-17	163	79	20	64	0	23	0
18-20	44	13	21	16	0	1	0
21-24	79	20	29	34	0	3	0
25-34	235	73	87	91	3	23	0
35-44	191	82	58	55	6	34	0
45-54	95	62	18	16	2	23	0
55-64	44	31	10	3	0	11	0
65-74	10	8	2	0	0	3	0
75-84	3	3	0	0	0	1	0
Race							
White	638	275	169	221	6	90	0
Black	142	73	44	29	2	23	0
Native American	132	39	38	55	3	15	0
Hispanic	8	1	4	3	0	0	0
Presenting Problem/Diagnosis							
Alcohol Abuse	105	10	92	5	0	2	0
Developmental Disorder	18	11	2	4	1	2	0
Mood Disorder	151	143	0	8	1	42	0
Non Alcohol/Drug Related Organic	7	7	0	0	0	2	0
Other Non-Psychotic	101	101	0	0	0	22	0
Other Psychotic	35	33	0	0	2	10	0
Personality Disorder	2	2	0	0	0	1	0
Schizophrenia	73	73	0	0	0	35	0
Social Conditions	329	5	37	285	3	5	0
Substance Related	105	8	94	5	1	5	0
Deferred/No Diagnosis	38	0	34	1	3	2	0
Other Indicators							
Deaf and Hearing Impaired	8	6	2	0	0	1	0
Dual Diagnosis	53	53	0	0	0	18	0
Homeless	63	2	6	52	3	2	0
SED (6-17)	32	32	0	0	0	5	0
SMI (If ever)	229	207	16	11	11	79	0

Notes: The same client may be counted in more than one category, e.g., clients can receive services under more than one contract source, in more than one "County of Residence," or may have multiple "Other Indicators." Please see Definition page for other considerations.

Oklahoma Department of Mental Health and Substance Abuse Services
Counts of Admitted Clients Served by Funding Source for Each County of Residence During FY1996

COUNTY OF RESIDENCE = MCINTOSH

	Funding Source						
	Total	Mental Health	Substance Abuse	Domestic Violence	Residential Care	Medicaid	Other
Total							
Unduplicated Count	492	290	123	17	47	159	41
Agency Type							
Community Mental Health Center	301	269	5	0	0	127	39
Domestic Violence and Sexual Assault	17	0	0	17	0	0	0
Hospital	32	32	0	0	0	0	0
Residential Care	47	0	0	0	47	0	0
Substance Abuse	129	0	120	0	0	34	2
Sex							
Female	263	152	72	10	21	97	20
Male	229	138	51	7	26	62	21
Age							
0-04	20	10	6	5	0	9	0
05-17	130	69	34	4	0	68	33
18-20	25	18	6	0	0	3	2
21-24	23	15	9	1	3	7	2
25-34	98	60	31	4	4	25	1
35-44	101	53	26	2	22	23	1
45-54	66	41	9	0	16	13	1
55-64	15	12	0	1	0	6	0
65-74	12	10	2	0	2	4	1
75-84	2	2	0	0	0	1	0
Race							
White	372	229	83	9	35	121	28
Black	51	29	11	3	8	20	6
Native American	66	30	27	5	4	17	7
Hispanic	4	2	2	0	0	1	0
Presenting Problem/Diagnosis							
Alcohol Abuse	35	7	26	0	0	3	2
Developmental Disorder	90	35	0	1	46	26	9
Mood Disorder	105	96	1	0	0	39	8
Non Alcohol/Drug Related Organic	4	4	0	0	0	2	0
Other Non-Psychotic	45	37	1	0	0	18	6
Other Psychotic	15	15	0	0	0	4	0
Personality Disorder	4	3	0	0	0	1	2
Schizophrenia	29	28	0	0	0	14	2
Social Conditions	129	49	64	12	1	38	4
Substance Related	56	19	35	0	0	14	8
Deferred/No Diagnosis	5	1	0	4	0	0	0
Other Indicators							
Deaf and Hearing Impaired	3	2	0	0	0	1	0
Dual Diagnosis	36	34	1	0	0	14	4
Homeless	12	3	0	5	4	1	0
SED (6-17)	76	58	0	0	0	46	32
SMI (If ever)	243	176	25	1	47	72	6

Notes: The same client may be counted in more than one category, e.g., clients can receive services under more than one contract source, in more than one "County of Residence," or may have multiple "Other Indicators." Please see Definition page for other considerations.

Oklahoma Department of Mental Health and Substance Abuse Services
Counts of Admitted Clients Served by Funding Source for Each County of Residence During FY1996

COUNTY OF RESIDENCE = MURRAY

	Funding Source						
	Total	Mental Health	Substance Abuse	Domestic Violence	Residential Care	Medicaid	Other
Total							
Unduplicated Count	268	208	38	21	4	77	0
Agency Type							
Community Mental Health Center	234	204	26	0	0	77	0
Domestic Violence and Sexual Assault	21	0	0	21	0	0	0
Hospital	13	13	0	0	0	0	0
Residential Care	4	0	0	0	4	0	0
Substance Abuse	17	0	17	0	0	0	0
Sex							
Female	141	117	12	14	1	47	0
Male	127	91	26	7	3	30	0
Age							
0-04	12	1	0	9	0	3	0
05-17	40	33	0	3	0	14	0
18-20	10	8	1	1	0	1	0
21-24	18	13	4	1	0	6	0
25-34	50	38	8	6	1	14	0
35-44	67	56	14	0	1	18	0
45-54	36	31	4	0	2	8	0
55-64	24	21	3	0	0	7	0
65-74	7	5	3	0	0	4	0
75-84	3	2	0	1	0	1	0
85+	1	0	1	0	0	1	0
Race							
White	241	194	30	21	3	62	0
Black	7	5	1	0	1	5	0
Native American	18	8	6	0	0	9	0
Hispanic	2	1	1	0	0	1	0
Presenting Problem/Diagnosis							
Alcohol Abuse	32	13	26	0	0	3	0
Developmental Disorder	23	16	0	0	4	9	0
Mood Disorder	86	84	0	0	0	22	0
Non Alcohol/Drug Related Organic	2	2	1	0	0	1	0
Other Non-Psychotic	38	35	0	0	0	10	0
Other Psychotic	13	13	0	0	0	3	0
Personality Disorder	8	6	0	0	0	3	0
Schizophrenia	32	32	0	0	0	18	0
Social Conditions	32	7	2	21	0	7	0
Substance Related	13	7	9	0	0	1	0
Other Indicators							
Deaf and Hearing Impaired	14	9	1	0	0	8	0
Dual Diagnosis	21	19	5	0	0	4	0
Homeless	16	5	2	9	0	1	0
SED (6-17)	6	5	0	0	0	4	0
SMI (If ever)	146	131	15	2	4	49	0

Notes: The same client may be counted in more than one category, e.g., clients can receive services under more than one contract source, in more than one "County of Residence," or may have multiple "Other Indicators." Please see Definition page for other considerations.

Oklahoma Department of Mental Health and Substance Abuse Services
 Counts of Admitted Clients Served by Funding Source for Each County of Residence During FY1996

COUNTY OF RESIDENCE = MUSKOGEE

	Funding Source						
	Total	Mental Health	Substance Abuse	Domestic Violence	Residential Care	Medicaid	Other
Total							
Unduplicated Count	2,751	2,009	307	246	43	1,145	294
Agency Type							
Community Mental Health Center	2,258	1,909	76	0	0	1,115	288
Domestic Violence and Sexual Assault	247	0	1	246	0	0	1
Hospital	169	169	0	0	0	0	0
Other	4	0	4	0	0	0	1
Residential Care	43	0	0	0	43	0	0
Substance Abuse	238	0	233	0	0	41	4
Sex							
Female	1,503	1,108	125	197	14	653	110
Male	1,248	901	182	49	29	492	184
Age							
0-04	156	84	13	45	0	77	5
05-17	966	673	43	65	0	514	243
18-20	127	95	14	11	1	41	14
21-24	149	101	28	19	0	51	4
25-34	467	318	96	61	1	147	6
35-44	444	341	84	31	7	147	11
45-54	236	207	20	10	15	79	7
55-64	133	125	6	3	13	52	3
65-74	52	46	2	1	5	24	1
75-84	16	15	1	0	1	8	0
85+	5	4	0	0	0	5	0
Race							
White	1,852	1,425	175	132	25	745	162
Black	617	419	79	69	16	301	84
Native American	267	160	46	42	2	95	46
Hispanic	10	2	4	3	0	0	1
Asian	7	3	3	0	0	4	1
Presenting Problem/Diagnosis							
Alcohol Abuse	134	42	93	0	0	20	6
Developmental Disorder	430	320	6	3	15	264	102
Mood Disorder	602	554	17	0	11	228	34
Non Alcohol/Drug Related Organic	27	21	0	0	0	16	1
Other Non-Psychotic	446	340	6	0	0	208	106
Other Psychotic	102	94	1	0	6	39	1
Personality Disorder	19	18	1	0	0	7	0
Schizophrenia	165	161	3	0	0	100	2
Social Conditions	698	388	34	232	4	194	30
Substance Related	247	99	152	1	0	64	10
Deferred/No Diagnosis	38	18	3	10	7	8	2
Other Indicators							
Deaf and Hearing Impaired	24	8	19	0	0	4	0
Dual Diagnosis	165	158	4	0	0	57	3
Homeless	179	60	9	95	15	25	5
SED (6-17)	616	436	15	0	0	374	197
SMI (If ever)	1,076	945	92	38	42	458	42

Notes: The same client may be counted in more than one category, e.g., clients can receive services under more than one contract source, in more than one "County of Residence," or may have multiple "Other Indicators." Please see Definition page for other considerations.

Oklahoma Department of Mental Health and Substance Abuse Services
 Counts of Admitted Clients Served by Funding Source for Each County of Residence During FY1996

COUNTY OF RESIDENCE = NOBLE

	Funding Source						
	Total	Mental Health	Substance Abuse	Domestic Violence	Residential Care	Medicaid	Other
Total							
Unduplicated Count	293	142	93	9	10	76	23
Agency Type							
Community Mental Health Center	184	137	6	0	0	75	19
Domestic Violence and Sexual Assault	6	0	0	6	0	0	1
Hospital	7	7	0	0	0	0	0
Other	3	0	0	3	0	0	0
Residential Care	10	0	0	0	10	0	0
Substance Abuse	91	0	88	0	0	1	3
Sex							
Female	139	83	22	5	2	47	15
Male	154	59	71	4	8	29	8
Age							
0-04	12	3	3	2	0	3	3
05-17	71	33	3	1	0	45	14
18-20	13	5	8	0	0	1	0
21-24	21	7	15	3	0	2	1
25-34	59	32	21	2	3	10	1
35-44	62	34	23	1	1	11	3
45-54	30	16	11	0	3	2	1
55-64	17	9	6	0	2	1	0
65-74	6	2	3	0	0	1	0
75-84	2	1	0	0	1	0	0
Race							
White	236	124	64	8	8	58	20
Black	19	9	5	1	2	9	0
Native American	34	6	24	0	0	6	3
Hispanic	3	3	0	0	0	2	0
Asian	1	0	0	0	0	1	0
Presenting Problem/Diagnosis							
Alcohol Abuse	71	4	68	0	0	2	2
Developmental Disorder	19	10	0	0	1	13	0
Mood Disorder	58	48	1	0	7	8	0
Other Non-Psychotic	37	32	1	0	0	13	0
Other Psychotic	8	6	0	0	2	2	0
Personality Disorder	2	2	0	0	0	1	0
Schizophrenia	10	10	0	0	0	5	2
Social Conditions	69	27	4	9	0	30	17
Substance Related	26	4	20	0	0	2	2
Other Indicators							
Deaf and Hearing Impaired	2	0	2	0	0	0	0
Dual Diagnosis	14	14	1	0	0	3	0
Homeless	24	6	17	1	0	1	1
SED (6-17)	19	10	0	0	0	14	1
SMI (If ever)	82	60	9	1	10	23	3

Notes: The same client may be counted in more than one category, e.g., clients can receive services under more than one contract source, in more than one "County of Residence," or may have multiple "Other Indicators." Please see Definition page for other considerations.

Oklahoma Department of Mental Health and Substance Abuse Services
Counts of Admitted Clients Served by Funding Source for Each County of Residence During FY1996

COUNTY OF RESIDENCE = NOWATA

	Funding Source						
	Total	Mental Health	Substance Abuse	Domestic Violence	Residential Care	Medicaid	Other
Total							
Unduplicated Count	202	136	33	16	0	66	11
Agency Type							
Community Mental Health Center	157	134	1	0	0	66	10
Domestic Violence and Sexual Assault	16	0	0	16	0	0	0
Hospital	8	8	0	0	0	0	0
Other	1	0	1	0	0	0	1
Substance Abuse	31	0	31	0	0	1	0
Sex							
Female	121	85	20	10	0	39	8
Male	81	51	13	6	0	27	3
Age							
0-04	10	4	3	3	0	1	0
05-17	50	37	8	2	0	15	0
18-20	6	3	1	1	0	1	1
21-24	18	10	7	2	0	5	0
25-34	40	25	8	3	0	15	2
35-44	34	22	4	3	0	12	3
45-54	23	17	1	2	0	6	1
55-64	15	12	1	0	0	7	4
65-74	2	2	0	0	0	1	0
75-84	4	4	0	0	0	3	0
Race							
White	154	101	24	14	0	55	8
Black	9	6	2	1	0	4	1
Native American	33	26	5	0	0	5	2
Hispanic	6	2	3	1	0	1	0
Asian	1	1	0	0	0	1	0
Presenting Problem/Diagnosis							
Alcohol Abuse	10	0	8	0	0	2	0
Developmental Disorder	24	21	0	0	0	14	0
Mood Disorder	66	56	0	0	0	26	4
Non Alcohol/Drug Related Organic	1	1	0	0	0	1	0
Other Non-Psychotic	42	36	0	0	0	12	2
Other Psychotic	5	5	0	0	0	1	1
Personality Disorder	7	7	0	0	0	1	1
Schizophrenia	7	7	0	0	0	6	2
Social Conditions	21	0	6	15	0	0	0
Substance Related	20	4	20	0	0	3	0
Deferred/No Diagnosis	2	0	1	1	0	0	1
Other Indicators							
Deaf and Hearing Impaired	2	0	1	0	0	1	0
Dual Diagnosis	12	11	0	0	0	5	1
Homeless	9	1	4	4	0	1	0
SED (6-17)	24	22	0	0	0	10	0
SMI (If ever)	76	58	2	3	0	35	10

Notes: The same client may be counted in more than one category, e.g., clients can receive services under more than one contract source, in more than one "County of Residence," or may have multiple "Other Indicators." Please see Definition page for other considerations.

Oklahoma Department of Mental Health and Substance Abuse Services
Counts of Admitted Clients Served by Funding Source for Each County of Residence During FY1996

COUNTY OF RESIDENCE = OKFUSKEE

	Funding Source						
	Total	Mental Health	Substance Abuse	Domestic Violence	Residential Care	Medicaid	Other
Total							
Unduplicated Count	327	235	108	4	96	168	3
Agency Type							
Community Mental Health Center	243	220	55	0	0	167	3
Domestic Violence and Sexual Assault	4	0	0	4	0	0	0
Hospital	33	33	0	0	0	0	0
Other	1	0	1	0	0	0	0
Residential Care	96	0	0	0	96	0	0
Substance Abuse	69	0	52	0	0	18	0
Sex							
Female	128	101	34	3	36	69	1
Male	199	134	74	1	60	99	2
Age							
05-17	21	14	6	1	0	10	0
18-20	7	4	2	1	0	3	0
21-24	18	14	7	0	5	9	0
25-34	74	43	33	1	20	37	0
35-44	97	73	33	1	31	53	1
45-54	55	41	16	0	21	26	0
55-64	37	31	7	0	12	24	1
65-74	14	11	3	0	6	5	1
75-84	3	3	0	0	1	1	0
85+	1	1	1	0	0	0	0
Race							
White	185	127	59	3	38	84	3
Black	93	78	26	0	50	66	0
Native American	42	24	18	1	7	15	0
Hispanic	8	6	4	0	0	4	0
Asian	1	1	1	0	1	0	0
Presenting Problem/Diagnosis							
Alcohol Abuse	43	5	28	0	2	11	0
Developmental Disorder	18	11	1	0	6	8	0
Mood Disorder	68	51	6	0	16	28	0
Non Alcohol/Drug Related Organic	12	10	4	0	0	10	0
Other Non-Psychotic	24	20	1	0	0	14	0
Other Psychotic	78	41	6	0	47	32	0
Personality Disorder	4	4	0	0	0	4	0
Schizophrenia	96	93	28	0	0	65	3
Social Conditions	35	2	4	4	25	2	0
Substance Related	32	4	24	0	0	8	0
Deferred/No Diagnosis	8	0	6	0	0	3	0
Other Indicators							
Deaf and Hearing Impaired	4	4	0	0	0	3	0
Dual Diagnosis	35	35	5	0	0	19	0
Homeless	17	0	3	3	11	0	0
SED (6-17)	13	12	1	0	0	10	0
SMI (If ever)	244	209	53	0	96	158	3

Notes: The same client may be counted in more than one category, e.g., clients can receive services under more than one contract source, in more than one "County of Residence," or may have multiple "Other Indicators." Please see Definition page for other considerations.

Oklahoma Department of Mental Health and Substance Abuse Services
Counts of Admitted Clients Served by Funding Source for Each County of Residence During FY1996

COUNTY OF RESIDENCE = OKLAHOMA

	Funding Source						
	Total	Mental Health	Substance Abuse	Domestic Violence	Residential Care	Medicaid	Other
Total							
Unduplicated Count	12,914	7,178	4,194	1,292	69	2,992	2,275
Agency Type							
Community Mental Health Center	8,647	6,874	1,261	0	0	2,951	2,213
Domestic Violence and Sexual Assault	1,292	2	5	1,292	0	0	0
Hospital	815	815	0	0	0	0	0
Other	54	54	0	0	0	0	0
Residential Care	69	0	0	0	69	0	0
Substance Abuse	3,237	1	3,210	0	0	42	63
Sex							
Female	6,496	3,792	1,507	941	26	1,698	1,241
Male	6,418	3,386	2,687	351	43	1,294	1,034
Age							
0-04	527	151	55	247	0	119	96
05-17	2,300	1,357	396	259	0	762	472
18-20	425	188	187	59	2	32	44
21-24	793	358	329	130	2	76	112
25-34	2,857	1,398	1,286	285	6	392	411
35-44	3,121	1,703	1,318	196	19	617	533
45-54	1,464	955	409	93	24	359	260
55-64	676	534	130	18	8	244	109
65-74	416	311	55	2	7	208	113
75-84	220	156	24	1	1	116	73
85+	115	67	5	2	0	67	52
Race							
White	8,608	5,110	2,832	689	48	1,918	1,323
Black	3,203	1,519	973	433	16	853	809
Native American	567	249	255	77	2	93	68
Hispanic	486	264	130	75	1	103	56
Asian	87	58	9	18	2	25	19
Presenting Problem/Diagnosis							
Alcohol Abuse	1,490	290	1,342	0	1	56	30
Developmental Disorder	739	565	12	0	1	373	224
Mood Disorder	3,359	2,868	340	1	18	931	791
Non Alcohol/Drug Related Organic	255	160	12	0	0	142	123
Other Non-Psychotic	1,443	1,117	86	0	0	465	468
Other Psychotic	952	874	92	0	30	258	114
Personality Disorder	56	44	5	0	0	25	26
Schizophrenia	1,220	1,104	67	0	0	593	250
Social Conditions	2,257	470	400	1,290	14	145	169
Substance Related	2,151	216	1,999	0	1	45	84
Deferred/No Diagnosis	64	16	39	1	4	4	4
Other Indicators							
Deaf and Hearing Impaired	94	65	17	5	0	31	17
Dual Diagnosis	1,314	1,156	227	0	0	343	277
Homeless	1,242	436	400	472	2	63	32
SED (6-17)	855	712	16	0	0	459	222
SMI (If ever)	5,502	4,409	1,251	135	69	1,829	1,039

Notes: The same client may be counted in more than one category, e.g., clients can receive services under more than one contract source, in more than one "County of Residence," or may have multiple "Other Indicators." Please see Definition page for other considerations.

Oklahoma Department of Mental Health and Substance Abuse Services
Counts of Admitted Clients Served by Funding Source for Each County of Residence During FY1996

COUNTY OF RESIDENCE = OKMULGEE

	Funding Source						
	Total	Mental Health	Substance Abuse	Domestic Violence	Residential Care	Medicaid	Other
Total							
Unduplicated Count	941	621	244	32	32	390	46
Agency Type							
Community Mental Health Center	622	544	35	0	0	366	36
Domestic Violence and Sexual Assault	40	0	7	32	0	0	4
Hospital	110	110	0	0	0	0	0
Other	1	0	1	0	0	0	0
Residential Care	32	0	0	0	32	0	0
Substance Abuse	212	0	207	0	0	24	6
Sex							
Female	466	323	92	20	11	232	14
Male	475	298	152	12	21	158	32
Age							
0-04	16	3	4	9	0	5	0
05-17	243	194	14	10	0	141	24
18-20	41	25	13	0	1	11	8
21-24	59	33	25	2	1	20	0
25-34	191	98	85	9	4	61	5
35-44	178	113	63	1	9	63	7
45-54	100	73	24	1	7	35	2
55-64	55	40	12	0	6	22	0
65-74	37	34	3	0	3	15	0
75-84	13	7	1	0	1	9	0
85+	8	1	0	0	0	8	0
Race							
White	612	429	147	9	20	257	22
Black	166	112	42	0	5	76	15
Native American	130	66	45	16	6	46	9
Hispanic	34	13	10	7	1	10	0
Asian	1	1	0	0	0	1	0
Presenting Problem/Diagnosis							
Alcohol Abuse	95	7	87	0	1	8	0
Developmental Disorder	174	124	1	1	29	91	17
Mood Disorder	260	230	17	0	0	126	3
Non Alcohol/Drug Related Organic	10	9	0	0	0	6	0
Other Non-Psychotic	105	94	4	0	0	51	13
Other Psychotic	52	46	3	0	1	23	0
Personality Disorder	9	7	0	0	0	6	0
Schizophrenia	98	91	6	0	0	53	0
Social Conditions	78	13	27	32	1	18	6
Substance Related	114	20	106	0	0	6	7
Deferred/No Diagnosis	3	2	1	0	0	2	0
Other Indicators							
Deaf and Hearing Impaired	7	6	0	1	0	3	0
Dual Diagnosis	62	56	12	0	0	14	1
Homeless	41	16	9	10	6	6	0
SED (6-17)	123	107	1	0	0	93	15
SMI (If ever)	418	329	61	4	32	202	11

Notes: The same client may be counted in more than one category, e.g., clients can receive services under more than one contract source, in more than one "County of Residence," or may have multiple "Other Indicators." Please see Definition page for other considerations.

Oklahoma Department of Mental Health and Substance Abuse Services
Counts of Admitted Clients Served by Funding Source for Each County of Residence During FY1996
COUNTY OF RESIDENCE = OSAGE

	Funding Source						
	Total	Mental Health	Substance Abuse	Domestic Violence	Residential Care	Medicaid	Other
Total							
Unduplicated Count	713	389	204	55	1	155	113
Agency Type							
Community Mental Health Center	461	336	34	0	0	146	110
Domestic Violence and Sexual Assault	57	0	6	55	0	0	1
Hospital	33	33	0	0	0	0	0
Other	110	33	86	0	0	9	0
Residential Care	1	0	0	0	1	0	0
Substance Abuse	82	0	81	0	0	1	2
Sex							
Female	397	223	100	35	0	97	61
Male	316	166	104	20	1	58	52
Age							
0-04	29	7	4	11	0	10	6
05-17	207	95	26	7	0	81	86
18-20	39	21	11	2	0	5	5
21-24	33	20	11	3	0	5	1
25-34	152	81	59	20	1	17	4
35-44	136	83	58	8	0	19	4
45-54	72	43	27	2	0	10	3
55-64	26	23	5	1	0	6	2
65-74	11	9	2	0	0	2	2
75-84	5	5	0	1	0	0	0
85+	3	2	1	0	0	0	0
Race							
White	515	300	127	41	0	117	75
Black	44	21	13	3	1	12	10
Native American	144	58	61	11	0	25	26
Hispanic	9	9	2	0	0	1	2
Asian	2	2	1	0	0	0	0
Presenting Problem/Diagnosis							
Alcohol Abuse	89	9	81	1	0	5	0
Developmental Disorder	58	30	0	0	0	32	30
Mood Disorder	139	121	13	0	0	31	19
Non Alcohol/Drug Related Organic	2	2	0	0	0	1	0
Other Non-Psychotic	139	98	10	0	0	32	37
Other Psychotic	23	23	4	0	0	4	1
Personality Disorder	10	6	7	0	0	0	0
Schizophrenia	33	33	3	0	0	12	2
Social Conditions	169	66	29	53	1	32	20
Substance Related	69	13	58	0	0	5	3
Deferred/No Diagnosis	4	0	1	1	0	2	1
Other Indicators							
Deaf and Hearing Impaired	6	4	0	0	0	4	3
Dual Diagnosis	40	36	16	0	0	9	2
Homeless	30	8	11	17	0	1	1
SED (6-17)	60	33	4	0	0	25	32
SMI (If ever)	194	160	43	8	1	51	11

Notes: The same client may be counted in more than one category, e.g., clients can receive services under more than one contract source, in more than one "County of Residence," or may have multiple "Other Indicators." Please see Definition page for other considerations.

Oklahoma Department of Mental Health and Substance Abuse Services
Counts of Admitted Clients Served by Funding Source for Each County of Residence During FY1996

COUNTY OF RESIDENCE = OTTAWA

	Funding Source						
	Total	Mental Health	Substance Abuse	Domestic Violence	Residential Care	Medicaid	Other
Total							
Unduplicated Count	905	517	260	78	2	273	98
Agency Type							
Community Mental Health Center	486	457	0	0	0	203	39
Domestic Violence and Sexual Assault	78	0	0	78	0	0	0
Hospital	81	81	0	0	0	0	0
Other	2	0	2	0	0	0	1
Residential Care	2	0	0	0	2	0	0
Substance Abuse	332	0	258	0	0	77	58
Sex							
Female	487	283	117	59	0	172	45
Male	418	234	143	19	2	101	53
Age							
0-04	30	4	5	15	0	11	2
05-17	302	162	92	26	0	143	35
18-20	65	44	15	4	0	13	5
21-24	63	40	17	3	1	7	6
25-34	198	103	73	17	0	29	25
35-44	130	71	43	10	0	34	19
45-54	59	44	13	2	0	19	3
55-64	28	24	2	1	0	4	1
65-74	17	12	0	0	0	6	2
75-84	8	8	0	0	1	4	0
85+	5	5	0	0	0	3	0
Race							
White	694	408	202	56	1	204	74
Black	5	2	2	0	0	2	0
Native American	191	99	50	22	1	56	23
Hispanic	16	8	7	0	0	11	1
Presenting Problem/Diagnosis							
Alcohol Abuse	64	1	62	1	0	3	2
Developmental Disorder	81	37	24	5	1	36	20
Mood Disorder	319	272	21	1	1	108	27
Non Alcohol/Drug Related Organic	7	3	2	0	0	2	2
Other Non-Psychotic	220	128	51	0	0	91	31
Other Psychotic	40	40	0	0	0	8	0
Personality Disorder	6	4	1	0	0	3	2
Schizophrenia	29	24	3	0	0	12	1
Social Conditions	106	6	25	71	0	10	7
Substance Related	86	13	72	0	0	4	5
Deferred/No Diagnosis	3	0	3	0	0	0	1
Other Indicators							
Deaf and Hearing Impaired	8	6	1	1	0	2	1
Dual Diagnosis	69	59	7	0	0	19	1
Homeless	70	14	7	49	0	3	0
SED (6-17)	148	126	13	0	0	84	11
SMI (If ever)	327	277	32	11	2	116	28

Notes: The same client may be counted in more than one category, e.g., clients can receive services under more than one contract source, in more than one "County of Residence," or may have multiple "Other Indicators." Please see Definition page for other considerations.

Oklahoma Department of Mental Health and Substance Abuse Services
Counts of Admitted Clients Served by Funding Source for Each County of Residence During FY1996

COUNTY OF RESIDENCE = PAWNEE

	Funding Source						
	Total	Mental Health	Substance Abuse	Domestic Violence	Residential Care	Medicaid	Other
Total							
Unduplicated Count	293	142	114	29	2	47	38
Agency Type							
Community Mental Health Center	144	111	5	0	0	47	37
Domestic Violence and Sexual Assault	29	0	2	28	0	0	2
Hospital	10	10	0	0	0	0	0
Other	60	27	40	1	0	0	0
Residential Care	2	0	0	0	2	0	0
Substance Abuse	70	2	69	0	0	0	0
Sex							
Female	150	79	54	18	0	25	21
Male	143	63	60	11	2	22	17
Age							
0-04	13	6	1	4	0	3	2
05-17	64	36	7	9	0	16	11
18-20	11	4	5	1	0	1	1
21-24	18	8	9	2	0	1	2
25-34	73	31	35	8	0	8	6
35-44	54	27	24	2	2	10	7
45-54	31	15	16	2	0	5	5
55-64	20	10	13	1	0	2	4
65-74	6	3	3	0	0	1	0
75-84	3	2	1	0	0	0	0
Race							
White	222	123	75	18	1	39	34
Black	5	2	1	1	0	2	1
Native American	57	14	34	7	1	5	2
Hispanic	9	3	4	3	0	1	1
Presenting Problem/Diagnosis							
Alcohol Abuse	65	9	58	0	0	0	0
Developmental Disorder	18	14	1	0	0	6	2
Mood Disorder	53	51	4	0	0	9	2
Non Alcohol/Drug Related Organic	2	2	0	0	0	0	0
Other Non-Psychotic	25	18	3	0	0	9	4
Other Psychotic	14	10	2	0	1	4	2
Personality Disorder	3	0	3	0	0	0	0
Schizophrenia	14	13	2	0	0	8	8
Social Conditions	83	22	16	27	1	11	20
Substance Related	31	6	27	0	0	0	0
Deferred/No Diagnosis	3	1	0	2	0	0	0
Other Indicators							
Deaf and Hearing Impaired	4	3	0	0	0	1	0
Dual Diagnosis	19	15	6	0	0	5	3
Homeless	15	6	5	4	0	1	0
SED (6-17)	23	16	0	3	0	8	1
SMI (If ever)	68	57	16	1	2	22	13

Notes: The same client may be counted in more than one category, e.g., clients can receive services under more than one contract source, in more than one "County of Residence," or may have multiple "Other Indicators." Please see Definition page for other considerations.

Oklahoma Department of Mental Health and Substance Abuse Services
Counts of Admitted Clients Served by Funding Source for Each County of Residence During FY1996

COUNTY OF RESIDENCE = PAYNE

	Funding Source						
	Total	Mental Health	Substance Abuse	Domestic Violence	Residential Care	Medicaid	Other
Total							
Unduplicated Count	1,759	786	588	334	0	284	211
Agency Type							
Community Mental Health Center	913	742	43	0	0	283	185
Domestic Violence and Sexual Assault	279	0	0	272	0	0	28
Hospital	86	86	0	0	0	0	0
Other	63	0	1	62	0	0	0
Substance Abuse	557	0	554	0	0	1	4
Sex							
Female	776	422	136	208	0	153	94
Male	983	364	452	126	0	131	117
Age							
0-04	85	9	3	68	0	10	10
05-17	345	143	25	86	0	143	134
18-20	107	36	59	13	0	5	7
21-24	172	58	91	30	0	9	10
25-34	416	187	170	65	0	33	26
35-44	363	182	150	56	0	43	10
45-54	176	102	66	13	0	22	13
55-64	61	41	19	3	0	11	0
65-74	29	23	5	0	0	7	0
75-84	4	4	0	0	0	1	1
85+	1	1	0	0	0	0	0
Race							
White	1,418	690	444	265	0	215	145
Black	136	37	38	42	0	33	29
Native American	159	47	86	18	0	30	29
Hispanic	44	13	18	8	0	6	8
Asian	4	1	2	1	0	0	0
Presenting Problem/Diagnosis							
Alcohol Abuse	416	23	398	0	0	1	2
Developmental Disorder	119	66	0	7	0	67	48
Mood Disorder	326	308	15	2	0	69	22
Non Alcohol/Drug Related Organic	6	5	0	0	0	1	0
Other Non-Psychotic	130	110	3	0	0	30	22
Other Psychotic	76	75	6	1	0	16	5
Personality Disorder	10	10	0	0	0	4	0
Schizophrenia	68	66	4	0	0	23	3
Social Conditions	455	114	26	236	0	70	107
Substance Related	165	32	146	0	0	4	5
Deferred/No Diagnosis	99	4	6	88	0	1	4
Other Indicators							
Deaf and Hearing Impaired	11	6	3	2	0	1	1
Dual Diagnosis	87	85	21	0	0	18	3
Homeless	100	34	49	24	0	8	4
SED (6-17)	137	76	2	0	0	76	78
SMI (If ever)	430	351	75	22	0	107	22

Notes: The same client may be counted in more than one category, e.g., clients can receive services under more than one contract source, in more than one "County of Residence," or may have multiple "Other Indicators." Please see Definition page for other considerations.

Oklahoma Department of Mental Health and Substance Abuse Services
Counts of Admitted Clients Served by Funding Source for Each County of Residence During FY1996

COUNTY OF RESIDENCE = PITTSBURGH

	Funding Source						
	Total	Mental Health	Substance Abuse	Domestic Violence	Residential Care	Medicaid	Other
Total							
Unduplicated Count	1,143	743	394	19	34	137	18
Agency Type							
Community Mental Health Center	848	741	99	0	0	120	13
Domestic Violence and Sexual Assault	19	0	0	19	0	0	0
Hospital	2	2	0	0	0	0	0
Other	1	0	1	0	0	0	1
Residential Care	34	0	0	0	34	0	0
Substance Abuse	302	0	294	0	0	17	4
Sex							
Female	537	412	115	13	18	82	5
Male	606	331	279	6	16	55	13
Age							
0-04	28	10	11	6	0	8	0
05-17	191	110	88	4	0	34	13
18-20	44	20	24	0	0	0	0
21-24	67	34	32	3	0	2	0
25-34	231	131	98	4	3	23	2
35-44	264	168	97	2	10	30	3
45-54	176	143	32	0	9	22	0
55-64	89	79	10	0	7	17	0
65-74	41	36	2	0	5	1	0
75-84	10	10	0	0	0	0	0
85+	2	2	0	0	0	0	0
Race							
White	898	616	278	10	24	100	14
Black	101	43	58	4	1	19	1
Native American	132	77	51	5	8	18	3
Hispanic	11	5	6	0	0	0	0
Asian	3	2	1	0	1	0	0
Presenting Problem/Diagnosis							
Alcohol Abuse	177	35	145	0	0	5	2
Developmental Disorder	68	64	1	0	0	25	6
Mood Disorder	278	264	1	0	11	26	3
Non Alcohol/Drug Related Organic	18	18	0	0	0	2	0
Other Non-Psychotic	133	131	1	0	0	7	3
Other Psychotic	80	72	0	0	9	16	0
Personality Disorder	4	4	0	0	0	2	0
Schizophrenia	125	125	0	0	0	37	0
Social Conditions	91	17	38	19	13	11	1
Substance Related	223	16	208	0	0	6	2
Deferred/No Diagnosis	4	1	2	0	1	0	1
Other Indicators							
Deaf and Hearing Impaired	7	5	0	0	3	0	0
Dual Diagnosis	77	75	2	0	0	14	0
Homeless	32	11	12	9	0	0	0
SED (6-17)	70	60	0	0	0	28	13
SMI (If ever)	362	326	30	3	34	76	1

Notes: The same client may be counted in more than one category, e.g., clients can receive services under more than one contract source, in more than one "County of Residence," or may have multiple "Other Indicators." Please see Definition page for other considerations.

Oklahoma Department of Mental Health and Substance Abuse Services
Counts of Admitted Clients Served by Funding Source for Each County of Residence During FY1996

COUNTY OF RESIDENCE = PONTOTOC

	Funding Source						
	Total	Mental Health	Substance Abuse	Domestic Violence	Residential Care	Medicaid	Other
Total							
Unduplicated Count	981	563	185	246	19	269	10
Agency Type							
Community Mental Health Center	594	549	33	0	0	237	5
Domestic Violence and Sexual Assault	246	0	1	246	0	0	4
Hospital	54	54	0	0	0	0	0
Residential Care	19	0	0	0	19	0	0
Substance Abuse	172	0	165	0	0	32	1
Sex							
Female	561	294	100	175	15	145	9
Male	420	269	85	71	4	124	1
Age							
0-04	41	11	3	25	0	9	0
05-17	188	115	11	50	0	80	1
18-20	42	21	7	16	0	4	1
21-24	72	42	13	21	1	11	1
25-34	225	107	60	70	0	49	3
35-44	226	128	52	55	5	65	3
45-54	120	82	31	8	5	33	1
55-64	46	39	7	0	5	15	0
65-74	17	14	1	1	2	3	0
75-84	3	3	0	0	1	0	0
85+	1	1	0	0	0	0	0
Race							
White	762	463	152	150	17	221	8
Black	39	24	4	10	0	14	0
Native American	159	61	25	82	1	24	1
Hispanic	23	14	4	4	0	9	1
Asian	3	2	0	0	1	1	0
Presenting Problem/Diagnosis							
Alcohol Abuse	78	33	65	0	0	16	0
Developmental Disorder	57	46	1	4	2	29	0
Mood Disorder	190	181	1	0	1	55	1
Non Alcohol/Drug Related Organic	10	10	0	0	0	6	0
Other Non-Psychotic	141	131	0	0	0	65	1
Other Psychotic	44	36	0	0	4	15	0
Personality Disorder	12	12	0	0	0	4	0
Schizophrenia	66	62	1	0	0	35	0
Social Conditions	348	52	41	239	11	26	7
Substance Related	83	14	74	0	0	17	0
Deferred/No Diagnosis	16	3	9	3	1	1	1
Other Indicators							
Deaf and Hearing Impaired	4	3	1	0	0	2	0
Dual Diagnosis	54	51	7	0	0	5	0
Homeless	115	15	5	94	0	3	1
SED (6-17)	31	29	0	0	0	20	1
SMI (If ever)	362	306	36	27	19	136	2

Notes: The same client may be counted in more than one category, e.g., clients can receive services under more than one contract source, in more than one "County of Residence," or may have multiple "Other Indicators." Please see Definition page for other considerations.

Oklahoma Department of Mental Health and Substance Abuse Services
Counts of Admitted Clients Served by Funding Source for Each County of Residence During FY1996
COUNTY OF RESIDENCE = POTTAWATOMIE

	Funding Source						
	Total	Mental Health	Substance Abuse	Domestic Violence	Residential Care	Medicaid	Other
Total							
Unduplicated Count	1,234	383	350	205	2	371	516
Agency Type							
Community Mental Health Center	634	300	11	0	0	332	511
Domestic Violence and Sexual Assault	205	0	0	205	0	0	0
Hospital	102	102	0	0	0	0	0
Other	8	8	0	0	0	0	0
Residential Care	2	0	0	0	2	0	0
Substance Abuse	357	0	340	0	0	39	5
Sex							
Female	643	168	131	158	0	215	294
Male	591	215	219	47	2	156	222
Age							
0-04	54	13	1	21	0	21	28
05-17	324	104	52	65	0	132	186
18-20	25	6	11	3	0	2	6
21-24	84	20	31	24	1	9	10
25-34	275	75	125	48	1	51	58
35-44	211	81	86	27	0	51	59
45-54	121	46	32	14	0	38	60
55-64	56	27	10	2	0	24	32
65-74	26	8	2	1	0	15	20
75-84	34	1	0	0	0	18	34
85+	24	2	0	0	0	10	23
Race							
White	922	306	216	147	2	286	423
Black	65	24	14	16	0	23	26
Native American	216	45	110	30	0	51	59
Hispanic	33	7	11	14	0	11	7
Asian	1	1	0	0	0	0	1
Presenting Problem/Diagnosis							
Alcohol Abuse	170	14	156	0	0	7	6
Developmental Disorder	65	38	1	2	0	41	52
Mood Disorder	201	125	5	1	0	84	115
Non Alcohol/Drug Related Organic	51	5	0	0	0	26	48
Other Non-Psychotic	132	55	0	0	0	64	116
Other Psychotic	55	49	0	0	1	14	18
Personality Disorder	13	7	0	0	0	9	11
Schizophrenia	92	62	0	0	0	47	74
Social Conditions	370	28	83	196	1	63	74
Substance Related	124	11	109	0	0	16	2
Deferred/No Diagnosis	9	3	0	6	0	0	0
Other Indicators							
Deaf and Hearing Impaired	8	3	1	1	0	1	5
Dual Diagnosis	97	84	4	0	0	26	41
Homeless	85	12	12	62	0	2	3
SED (6-17)	71	59	1	0	0	39	53
SMI (If ever)	331	215	34	14	2	135	179

Notes: The same client may be counted in more than one category, e.g., clients can receive services under more than one contract source, in more than one "County of Residence," or may have multiple "Other Indicators." Please see Definition page for other considerations.

Oklahoma Department of Mental Health and Substance Abuse Services
Counts of Admitted Clients Served by Funding Source for Each County of Residence During FY1996
COUNTY OF RESIDENCE = PUSHMATAHA

	Funding Source						
	Total	Mental Health	Substance Abuse	Domestic Violence	Residential Care	Medicaid	Other
Total							
Unduplicated Count	265	121	86	60	0	27	5
Agency Type							
Community Mental Health Center	123	119	1	0	0	21	2
Domestic Violence and Sexual Assault	60	0	0	60	0	0	0
Hospital	3	3	0	0	0	0	0
Substance Abuse	88	0	85	0	0	6	3
Sex							
Female	143	73	23	47	0	23	3
Male	122	48	63	13	0	4	2
Age							
0-04	5	1	0	4	0	1	0
05-17	24	16	3	3	0	3	0
18-20	21	3	13	6	0	0	0
21-24	16	2	10	5	0	0	0
25-34	82	28	32	26	0	8	2
35-44	55	28	18	9	0	6	1
45-54	34	22	7	4	0	4	1
55-64	19	15	2	2	0	4	0
65-74	9	6	1	1	0	1	1
Race							
White	227	106	72	52	0	23	4
Black	2	2	0	0	0	1	0
Native American	30	9	12	8	0	2	1
Hispanic	4	2	2	0	0	0	0
Asian	2	2	0	0	0	1	0
Presenting Problem/Diagnosis							
Alcohol Abuse	49	8	39	0	0	0	3
Developmental Disorder	16	9	0	6	0	1	0
Mood Disorder	44	42	0	1	0	6	1
Non Alcohol/Drug Related Organic	1	1	0	0	0	1	0
Other Non-Psychotic	33	33	0	0	0	4	0
Other Psychotic	12	12	0	0	0	4	0
Schizophrenia	12	12	0	0	0	3	0
Social Conditions	63	2	8	53	0	4	1
Substance Related	44	3	41	0	0	4	0
Other Indicators							
Deaf and Hearing Impaired	3	1	0	2	0	0	0
Dual Diagnosis	10	10	0	0	0	1	0
Homeless	6	0	2	4	0	0	0
SED (6-17)	14	12	1	0	0	1	0
SMI (If ever)	60	52	6	4	0	13	0

Notes: The same client may be counted in more than one category, e.g., clients can receive services under more than one contract source, in more than one "County of Residence," or may have multiple "Other Indicators." Please see Definition page for other considerations.

Oklahoma Department of Mental Health and Substance Abuse Services
Counts of Admitted Clients Served by Funding Source for Each County of Residence During FY1996
COUNTY OF RESIDENCE = ROGER MILLS

	Funding Source						
	Total	Mental Health	Substance Abuse	Domestic Violence	Residential Care	Medicaid	Other
Total							
Unduplicated Count	55	28	20	4	0	7	2
Agency Type							
Community Mental Health Center	39	26	10	0	0	7	1
Domestic Violence and Sexual Assault	4	0	0	4	0	0	0
Hospital	2	2	0	0	0	0	0
Substance Abuse	11	0	10	0	0	0	1
Sex							
Female	22	13	6	1	0	5	0
Male	33	15	14	3	0	2	2
Age							
0-04	1	0	0	1	0	0	0
05-17	9	4	1	2	0	3	0
18-20	3	2	1	0	0	0	0
21-24	2	1	1	0	0	0	0
25-34	19	11	7	1	0	2	0
35-44	13	4	8	0	0	1	2
45-54	5	4	1	0	0	0	0
55-64	3	2	1	0	0	1	0
Race							
White	46	24	15	4	0	7	2
Black	1	1	0	0	0	0	0
Native American	8	3	5	0	0	0	0
Presenting Problem/Diagnosis							
Alcohol Abuse	15	3	11	0	0	1	0
Developmental Disorder	1	1	0	0	0	0	0
Mood Disorder	11	9	0	0	0	4	1
Other Non-Psychotic	10	9	0	0	0	1	0
Other Psychotic	1	1	0	0	0	0	0
Schizophrenia	2	2	0	0	0	1	0
Social Conditions	6	2	0	4	0	0	0
Substance Related	10	1	9	0	0	0	1
Other Indicators							
Deaf and Hearing Impaired	1	0	1	0	0	0	0
Dual Diagnosis	3	2	1	0	0	0	0
Homeless	2	1	0	1	0	0	0
SED (6-17)	3	2	0	0	0	2	0
SMI (If ever)	17	14	2	0	0	3	0

Notes: The same client may be counted in more than one category, e.g., clients can receive services under more than one contract source, in more than one "County of Residence," or may have multiple "Other Indicators." Please see Definition page for other considerations.

Oklahoma Department of Mental Health and Substance Abuse Services
Counts of Admitted Clients Served by Funding Source for Each County of Residence During FY1996

COUNTY OF RESIDENCE = ROGERS

	Funding Source						
	Total	Mental Health	Substance Abuse	Domestic Violence	Residential Care	Medicaid	Other
Total							
Unduplicated Count	1,129	702	354	38	65	246	55
Agency Type							
Community Mental Health Center	706	664	11	0	0	220	13
Domestic Violence and Sexual Assault	47	0	16	38	0	0	0
Hospital	72	72	0	0	0	0	0
Other	4	0	2	0	0	0	3
Residential Care	65	0	0	0	65	0	0
Substance Abuse	354	1	328	0	0	29	39
Sex							
Female	544	362	132	30	20	126	23
Male	585	340	222	8	45	120	32
Age							
0-04	33	19	5	7	0	10	2
05-17	277	196	56	7	0	85	14
18-20	67	28	34	3	1	9	2
21-24	75	27	38	5	4	12	4
25-34	257	150	102	7	8	35	13
35-44	223	134	80	8	19	40	9
45-54	98	69	27	0	13	24	7
55-64	61	49	9	1	11	13	2
65-74	26	19	3	0	7	12	2
75-84	7	6	0	0	2	3	0
85+	5	5	0	0	0	3	0
Race							
White	852	539	259	29	52	178	45
Black	42	28	6	0	8	22	0
Native American	210	117	84	9	5	38	6
Hispanic	23	16	5	0	0	8	4
Asian	2	2	0	0	0	0	0
Presenting Problem/Diagnosis							
Alcohol Abuse	93	5	89	0	1	3	1
Developmental Disorder	131	87	2	0	38	40	7
Mood Disorder	360	331	8	0	5	86	9
Non Alcohol/Drug Related Organic	7	7	0	0	0	5	1
Other Non-Psychotic	171	133	12	0	0	46	15
Other Psychotic	44	39	1	0	4	7	0
Personality Disorder	6	5	0	0	0	3	3
Schizophrenia	91	88	0	0	0	45	0
Social Conditions	142	9	85	34	18	10	8
Substance Related	168	12	161	0	0	4	7
Deferred/No Diagnosis	13	2	5	4	0	0	4
Other Indicators							
Deaf and Hearing Impaired	8	6	5	0	1	1	0
Dual Diagnosis	66	64	1	0	0	12	0
Homeless	39	13	15	12	4	2	0
SED (6-17)	119	108	3	0	0	49	4
SMI (If ever)	384	309	56	5	65	130	16

Notes: The same client may be counted in more than one category, e.g., clients can receive services under more than one contract source, in more than one "County of Residence," or may have multiple "Other Indicators." Please see Definition page for other considerations.

Oklahoma Department of Mental Health and Substance Abuse Services
Counts of Admitted Clients Served by Funding Source for Each County of Residence During FY1996

COUNTY OF RESIDENCE = SEMINOLE

	Funding Source						
	Total	Mental Health	Substance Abuse	Domestic Violence	Residential Care	Medicaid	Other
Total							
Unduplicated Count	812	449	174	62	1	340	163
Agency Type							
Community Mental Health Center	597	428	28	0	0	337	140
Domestic Violence and Sexual Assault	62	0	0	62	0	0	0
Hospital	39	39	0	0	0	0	0
Residential Care	1	0	0	0	1	0	0
Substance Abuse	153	0	149	0	0	3	26
Sex							
Female	386	228	57	40	0	180	65
Male	426	221	117	22	1	160	98
Age							
0-04	28	1	1	14	0	8	9
05-17	173	53	14	20	0	88	108
18-20	30	12	14	1	0	7	5
21-24	38	19	17	2	0	7	3
25-34	149	79	43	17	0	44	14
35-44	183	111	56	7	1	66	16
45-54	103	82	21	1	0	46	5
55-64	54	46	6	0	0	34	2
65-74	33	29	2	0	0	23	1
75-84	15	13	0	0	0	12	0
85+	6	4	0	0	0	5	0
Race							
White	574	338	122	32	1	245	104
Black	80	52	12	1	0	50	16
Native American	145	52	38	29	0	37	37
Hispanic	15	9	2	0	0	7	6
Asian	1	1	0	0	0	1	0
Presenting Problem/Diagnosis							
Alcohol Abuse	91	21	76	0	0	5	14
Developmental Disorder	41	17	0	1	1	23	25
Mood Disorder	219	191	2	0	0	115	22
Non Alcohol/Drug Related Organic	12	11	0	0	0	11	0
Other Non-Psychotic	137	68	1	0	0	77	65
Other Psychotic	49	45	0	0	0	21	1
Personality Disorder	7	6	0	0	0	4	1
Schizophrenia	70	68	0	0	0	51	0
Social Conditions	136	15	29	60	0	34	28
Substance Related	82	13	67	0	0	5	10
Deferred/No Diagnosis	1	0	0	1	0	0	0
Other Indicators							
Deaf and Hearing Impaired	8	6	1	0	0	4	1
Dual Diagnosis	39	37	2	0	0	11	1
Homeless	64	8	3	50	1	2	1
SED (6-17)	45	19	0	0	0	24	33
SMI (If ever)	366	321	29	7	1	208	11

Notes: The same client may be counted in more than one category, e.g., clients can receive services under more than one contract source, in more than one "County of Residence," or may have multiple "Other Indicators." Please see Definition page for other considerations.

Oklahoma Department of Mental Health and Substance Abuse Services
Counts of Admitted Clients Served by Funding Source for Each County of Residence During FY1996

COUNTY OF RESIDENCE = SEQUOYAH

	Funding Source						
	Total	Mental Health	Substance Abuse	Domestic Violence	Residential Care	Medicaid	Other
Total							
Unduplicated Count	716	622	159	40	46	232	10
Agency Type							
Community Mental Health Center	529	502	135	0	0	231	9
Domestic Violence and Sexual Assault	40	0	0	40	0	0	0
Hospital	38	38	0	0	0	0	0
Other	102	101	0	0	0	0	1
Residential Care	46	0	0	0	46	0	0
Substance Abuse	29	0	29	0	0	2	0
Sex							
Female	305	265	45	26	16	123	4
Male	411	357	114	14	30	109	6
Age							
0-04	12	3	0	8	0	2	0
05-17	147	128	1	17	0	16	3
18-20	21	18	8	1	0	2	0
21-24	38	33	13	3	2	8	1
25-34	163	132	64	8	5	60	1
35-44	140	128	37	1	13	56	2
45-54	120	109	27	2	16	49	1
55-64	51	48	7	0	7	27	0
65-74	21	20	2	0	3	10	2
75-84	3	3	0	0	0	2	0
Race							
White	579	514	119	32	37	196	9
Black	29	22	7	4	5	8	1
Native American	101	82	31	2	2	28	0
Hispanic	8	4	2	1	2	0	0
Asian	1	0	0	1	0	0	0
Presenting Problem/Diagnosis							
Alcohol Abuse	41	16	39	0	0	8	0
Developmental Disorder	16	12	0	0	4	7	1
Mood Disorder	249	230	44	0	22	82	4
Non Alcohol/Drug Related Organic	15	15	5	0	0	6	1
Other Non-Psychotic	88	86	15	0	0	30	2
Other Psychotic	55	45	8	0	13	23	0
Personality Disorder	3	3	0	0	0	3	0
Schizophrenia	98	98	9	0	0	67	1
Social Conditions	47	2	0	39	6	1	0
Substance Related	49	25	40	0	1	5	0
Deferred/No Diagnosis	104	100	0	1	2	0	1
Other Indicators							
Deaf and Hearing Impaired	20	9	18	0	1	4	0
Dual Diagnosis	64	64	21	0	0	24	0
Homeless	49	21	10	23	3	4	0
SED (6-17)	24	24	0	0	0	13	2
SMI (If ever)	438	426	94	1	46	206	6

Notes: The same client may be counted in more than one category, e.g., clients can receive services under more than one contract source, in more than one "County of Residence," or may have multiple "Other Indicators." Please see Definition page for other considerations.

Oklahoma Department of Mental Health and Substance Abuse Services
Counts of Admitted Clients Served by Funding Source for Each County of Residence During FY1996

COUNTY OF RESIDENCE = STEPHENS

	Funding Source						
	Total	Mental Health	Substance Abuse	Domestic Violence	Residential Care	Medicaid	Other
Total							
Unduplicated Count	472	297	183	26	26	24	29
Agency Type							
Community Mental Health Center	330	289	58	0	0	23	26
Domestic Violence and Sexual Assault	26	0	0	26	0	0	0
Hospital	8	8	0	0	0	0	0
Residential Care	26	0	0	0	26	0	0
Substance Abuse	132	1	131	0	0	1	3
Sex							
Female	218	150	55	21	11	14	18
Male	254	147	128	5	15	10	11
Age							
0-04	19	4	0	4	0	9	8
05-17	32	14	5	10	0	5	4
18-20	14	7	9	1	0	0	0
21-24	39	25	19	2	0	3	2
25-34	127	71	65	6	2	6	9
35-44	124	79	61	2	11	1	4
45-54	65	49	19	1	9	0	0
55-64	29	26	4	0	2	0	2
65-74	18	17	1	0	2	0	0
75-84	4	4	0	0	0	0	0
85+	1	1	0	0	0	0	0
Race							
White	396	267	155	13	23	16	20
Black	47	15	16	9	1	8	9
Native American	16	10	7	1	2	0	0
Hispanic	10	2	5	3	0	0	0
Asian	3	3	0	0	0	0	0
Presenting Problem/Diagnosis							
Alcohol Abuse	85	31	78	0	0	1	0
Developmental Disorder	9	9	0	0	0	1	0
Mood Disorder	96	94	2	0	2	1	0
Non Alcohol/Drug Related Organic	2	2	0	0	0	0	0
Other Non-Psychotic	29	29	1	0	0	0	1
Other Psychotic	51	40	4	0	11	0	0
Personality Disorder	1	1	0	0	0	0	0
Schizophrenia	43	42	0	0	0	0	3
Social Conditions	76	21	2	26	0	21	22
Substance Related	108	29	97	0	0	0	3
Deferred/No Diagnosis	18	1	3	0	14	0	0
Other Indicators							
Deaf and Hearing Impaired	6	3	2	1	0	0	0
Dual Diagnosis	23	23	2	0	0	0	0
Homeless	10	5	5	0	1	0	1
SED (6-17)	7	5	2	0	0	1	0
SMI (If ever)	133	113	31	2	24	2	1

Notes: The same client may be counted in more than one category, e.g., clients can receive services under more than one contract source, in more than one "County of Residence," or may have multiple "Other Indicators." Please see Definition page for other considerations.

Oklahoma Department of Mental Health and Substance Abuse Services
Counts of Admitted Clients Served by Funding Source for Each County of Residence During FY1996
COUNTY OF RESIDENCE = TEXAS

	Funding Source						
	Total	Mental Health	Substance Abuse	Domestic Violence	Residential Care	Medicaid	Other
Total							
Unduplicated Count	350	234	106	28	0	51	0
Agency Type							
Community Mental Health Center	238	233	10	0	0	51	0
Domestic Violence and Sexual Assault	28	0	0	28	0	0	0
Hospital	2	2	0	0	0	0	0
Substance Abuse	98	0	98	0	0	0	0
Sex							
Female	184	141	25	23	0	35	0
Male	166	93	81	5	0	16	0
Age							
0-04	4	0	0	4	0	0	0
05-17	24	17	1	4	0	9	0
18-20	19	9	9	1	0	1	0
21-24	40	22	17	3	0	4	0
25-34	102	63	34	11	0	7	0
35-44	88	63	29	4	0	14	0
45-54	38	29	11	1	0	8	0
55-64	19	15	5	0	0	3	0
65-74	7	7	0	0	0	1	0
75-84	4	4	0	0	0	1	0
85+	5	5	0	0	0	3	0
Race							
White	290	204	86	15	0	42	0
Black	2	1	1	0	0	0	0
Native American	10	6	4	1	0	1	0
Hispanic	47	22	14	12	0	8	0
Asian	2	1	1	0	0	0	0
Presenting Problem/Diagnosis							
Alcohol Abuse	76	13	70	0	0	0	0
Developmental Disorder	5	5	0	0	0	3	0
Mood Disorder	144	143	2	0	0	26	0
Non Alcohol/Drug Related Organic	8	8	0	0	0	3	0
Other Non-Psychotic	15	15	0	0	0	1	0
Other Psychotic	14	14	0	0	0	4	0
Schizophrenia	19	18	1	0	0	9	0
Social Conditions	44	12	6	25	0	5	0
Substance Related	30	6	25	0	0	0	0
Deferred/No Diagnosis	6	1	2	3	0	0	0
Other Indicators							
Deaf and Hearing Impaired	2	2	0	0	0	1	0
Dual Diagnosis	24	24	1	0	0	3	0
Homeless	11	3	6	3	0	0	0
SED (6-17)	1	1	0	0	0	1	0
SMI (If ever)	104	100	12	2	0	28	0

Notes: The same client may be counted in more than one category, e.g., clients can receive services under more than one contract source, in more than one "County of Residence," or may have multiple "Other Indicators." Please see Definition page for other considerations.

Oklahoma Department of Mental Health and Substance Abuse Services
 Counts of Admitted Clients Served by Funding Source for Each County of Residence During FY1996

COUNTY OF RESIDENCE = TILLMAN

	Funding Source						
	Total	Mental Health	Substance Abuse	Domestic Violence	Residential Care	Medicaid	Other
Total							
Unduplicated Count	181	86	80	19	1	13	10
Agency Type							
Community Mental Health Center	93	85	10	0	0	7	10
Domestic Violence and Sexual Assault	19	0	0	19	0	0	0
Hospital	2	2	0	0	0	0	0
Residential Care	1	0	0	0	1	0	0
Substance Abuse	70	0	70	0	0	6	0
Sex							
Female	121	56	51	17	1	9	5
Male	60	30	29	2	0	4	5
Age							
0-04	5	0	3	2	0	0	0
05-17	22	8	5	5	0	8	7
18-20	8	3	6	0	0	0	0
21-24	10	4	7	1	0	0	0
25-34	45	15	28	4	0	2	1
35-44	47	17	29	5	1	2	1
45-54	18	14	1	2	0	1	1
55-64	13	12	1	0	0	0	0
65-74	6	6	0	0	0	0	0
75-84	7	7	0	0	0	0	0
Race							
White	121	72	47	12	1	3	2
Black	28	8	19	2	0	3	0
Native American	9	1	7	1	0	2	1
Hispanic	23	5	7	4	0	5	7
Presenting Problem/Diagnosis							
Alcohol Abuse	27	2	25	0	0	1	0
Developmental Disorder	9	5	0	0	1	4	3
Mood Disorder	27	27	1	0	0	0	0
Other Non-Psychotic	14	14	1	0	0	0	1
Other Psychotic	14	13	3	1	0	0	0
Schizophrenia	20	20	2	0	0	0	1
Social Conditions	30	2	6	18	0	5	5
Substance Related	42	3	41	0	0	2	0
Deferred/No Diagnosis	1	0	1	0	0	1	0
Other Indicators							
Deaf and Hearing Impaired	3	2	0	1	0	0	0
Dual Diagnosis	6	6	2	0	0	0	0
Homeless	11	3	9	0	0	0	0
SED (6-17)	5	4	1	0	0	2	2
SMI (If ever)	51	34	20	2	1	2	2

Notes: The same client may be counted in more than one category, e.g., clients can receive services under more than one contract source, in more than one "County of Residence," or may have multiple "Other Indicators." Please see Definition page for other considerations.

Oklahoma Department of Mental Health and Substance Abuse Services
Counts of Admitted Clients Served by Funding Source for Each County of Residence During FY1996
COUNTY OF RESIDENCE = TULSA

	Funding Source						
	Total	Mental Health	Substance Abuse	Domestic Violence	Residential Care	Medicaid	Other
Total							
Unduplicated Count	10,052	5,937	4,329	1,052	53	1,637	373
Agency Type							
Community Mental Health Center	6,189	5,651	1,361	0	0	1,626	165
Domestic Violence and Sexual Assault	1,343	1	556	1,052	0	0	24
Hospital	636	636	0	0	0	0	0
Other	167	0	154	0	0	0	65
Residential Care	53	0	0	0	53	0	0
Substance Abuse	2,718	71	2,600	0	0	12	120
Sex							
Female	4,833	3,152	1,580	761	22	981	106
Male	5,219	2,785	2,749	291	31	656	267
Age							
0-04	447	116	70	214	0	124	6
05-17	1,367	800	328	163	0	294	20
18-20	358	205	168	53	1	27	10
21-24	686	400	345	89	2	71	16
25-34	2,600	1,407	1,411	275	10	310	121
35-44	2,686	1,561	1,420	179	9	400	128
45-54	1,246	876	455	65	10	246	49
55-64	486	412	119	12	11	123	19
65-74	135	120	13	2	9	33	4
75-84	35	34	0	0	1	9	0
85+	6	6	0	0	0	0	0
Race							
White	6,778	4,305	2,786	628	35	1,040	249
Black	2,245	1,142	977	286	9	464	86
Native American	735	333	457	63	6	90	30
Hispanic	272	127	107	69	3	34	8
Asian	57	43	13	7	0	13	0
Presenting Problem/Diagnosis							
Alcohol Abuse	1,300	142	1,193	4	2	24	70
Developmental Disorder	351	314	3	0	7	74	5
Mood Disorder	2,934	2,759	703	2	14	482	76
Non Alcohol/Drug Related Organic	76	74	11	0	0	29	2
Other Non-Psychotic	1,081	932	116	0	0	299	14
Other Psychotic	787	747	166	0	19	184	30
Personality Disorder	159	150	37	0	0	29	0
Schizophrenia	906	887	121	0	0	400	32
Social Conditions	1,621	198	559	1,031	9	134	31
Substance Related	1,710	138	1,610	8	0	20	66
Deferred/No Diagnosis	171	19	135	7	2	0	48
Other Indicators							
Deaf and Hearing Impaired	60	36	29	1	1	12	2
Dual Diagnosis	1,303	1,234	556	0	0	270	29
Homeless	1,502	707	613	291	2	319	90
SED (6-17)	741	650	17	0	0	216	9
SMI (If ever)	4,092	3,572	1,218	122	52	1,124	151

Notes: The same client may be counted in more than one category, e.g., clients can receive services under more than one contract source, in more than one "County of Residence," or may have multiple "Other Indicators." Please see Definition page for other considerations.

Oklahoma Department of Mental Health and Substance Abuse Services
 Counts of Admitted Clients Served by Funding Source for Each County of Residence During FY1996

COUNTY OF RESIDENCE = WAGONER

	Funding Source						
	Total	Mental Health	Substance Abuse	Domestic Violence	Residential Care	Medicaid	Other
Total							
Unduplicated Count	629	391	218	59	8	137	19
Agency Type							
Community Mental Health Center	443	380	95	0	0	131	14
Domestic Violence and Sexual Assault	70	0	20	59	0	0	0
Hospital	29	29	0	0	0	0	0
Other	6	0	6	0	0	0	3
Residential Care	8	0	0	0	8	0	0
Substance Abuse	109	1	106	0	0	6	2
Sex							
Female	316	214	72	49	3	83	2
Male	313	177	146	10	5	54	17
Age							
0-04	15	4	0	9	0	2	0
05-17	82	33	12	14	0	34	11
18-20	29	19	12	2	0	6	0
21-24	50	31	23	4	0	5	1
25-34	172	99	90	14	1	30	6
35-44	158	105	60	13	0	27	1
45-54	76	61	17	2	4	17	0
55-64	30	24	3	1	3	11	0
65-74	14	13	1	0	0	4	0
75-84	2	2	0	0	0	0	0
85+	1	0	0	0	0	1	0
Race							
White	476	310	166	34	6	105	11
Black	66	39	12	12	1	19	5
Native American	80	38	37	12	1	12	3
Hispanic	6	3	3	1	0	1	0
Asian	1	1	0	0	0	0	0
Presenting Problem/Diagnosis							
Alcohol Abuse	59	16	52	0	0	6	2
Developmental Disorder	28	18	0	0	1	11	4
Mood Disorder	209	200	23	0	2	49	1
Non Alcohol/Drug Related Organic	7	7	2	0	0	3	0
Other Non-Psychotic	59	42	4	0	0	22	7
Other Psychotic	42	39	9	0	3	17	1
Personality Disorder	1	1	0	0	0	0	0
Schizophrenia	47	47	3	0	0	15	0
Social Conditions	84	4	25	59	2	6	0
Substance Related	109	22	102	0	0	8	1
Deferred/No Diagnosis	4	0	4	0	0	0	3
Other Indicators							
Deaf and Hearing Impaired	16	8	15	0	0	2	1
Dual Diagnosis	54	48	17	0	0	18	0
Homeless	25	9	5	10	3	0	0
SED (6-17)	33	11	0	1	0	24	10
SMI (If ever)	272	241	52	6	8	82	5

Notes: The same client may be counted in more than one category, e.g., clients can receive services under more than one contract source, in more than one "County of Residence," or may have multiple "Other Indicators." Please see Definition page for other considerations.

Oklahoma Department of Mental Health and Substance Abuse Services
Counts of Admitted Clients Served by Funding Source for Each County of Residence During FY1996
COUNTY OF RESIDENCE = WASHINGTON

	Funding Source						
	Total	Mental Health	Substance Abuse	Domestic Violence	Residential Care	Medicaid	Other
Total							
Unduplicated Count	1,588	764	377	510	0	332	47
Agency Type							
Community Mental Health Center	793	728	6	0	0	328	42
Domestic Violence and Sexual Assault	511	0	5	510	0	0	0
Hospital	54	54	0	0	0	0	0
Other	4	0	4	0	0	0	2
Substance Abuse	364	0	363	0	0	4	3
Sex							
Female	890	391	142	398	0	189	21
Male	698	373	235	112	0	143	26
Age							
0-04	71	26	6	40	0	12	0
05-17	351	238	70	43	0	107	7
18-20	86	36	20	38	0	15	1
21-24	125	49	32	54	0	13	4
25-34	363	114	117	158	0	45	6
35-44	324	126	97	122	0	53	10
45-54	150	93	25	36	0	44	15
55-64	65	41	10	14	0	19	4
65-74	30	26	0	4	0	9	0
75-84	15	11	0	1	0	7	0
85+	8	4	0	0	0	8	0
Race							
White	1,226	611	271	385	0	260	39
Black	95	46	23	22	0	35	3
Native American	232	95	72	88	0	33	5
Hispanic	37	10	12	15	0	3	0
Asian	2	2	0	0	0	1	0
Presenting Problem/Diagnosis							
Alcohol Abuse	129	7	124	0	0	2	2
Developmental Disorder	146	137	0	1	0	58	5
Mood Disorder	306	279	2	1	0	94	11
Non Alcohol/Drug Related Organic	9	7	0	0	0	7	3
Other Non-Psychotic	197	174	1	0	0	79	2
Other Psychotic	31	31	0	0	0	13	2
Personality Disorder	22	22	0	0	0	9	0
Schizophrenia	105	101	1	0	0	63	16
Social Conditions	546	3	51	502	0	6	1
Substance Related	207	11	200	1	0	2	3
Deferred/No Diagnosis	16	0	11	5	0	0	2
Other Indicators							
Deaf and Hearing Impaired	14	11	4	1	0	3	1
Dual Diagnosis	87	80	2	0	0	31	2
Homeless	102	24	19	62	0	2	3
SED (6-17)	163	152	0	1	0	71	5
SMI (If ever)	464	379	60	54	0	184	40

Notes: The same client may be counted in more than one category, e.g., clients can receive services under more than one contract source, in more than one "County of Residence," or may have multiple "Other Indicators." Please see Definition page for other considerations.

Oklahoma Department of Mental Health and Substance Abuse Services
Counts of Admitted Clients Served by Funding Source for Each County of Residence During FY1996

COUNTY OF RESIDENCE = WASHITA

	Funding Source						
	Total	Mental Health	Substance Abuse	Domestic Violence	Residential Care	Medicaid	Other
Total							
Unduplicated Count	266	183	34	32	0	63	16
Agency Type							
Community Mental Health Center	211	181	8	0	0	63	16
Domestic Violence and Sexual Assault	36	0	4	32	0	0	0
Hospital	2	2	0	0	0	0	0
Substance Abuse	22	0	22	0	0	0	0
Sex							
Female	145	108	9	21	0	37	5
Male	121	75	25	11	0	26	11
Age							
0-04	16	3	0	9	0	4	3
05-17	63	36	1	13	0	23	10
18-20	14	9	4	1	0	2	0
21-24	23	20	4	0	0	1	0
25-34	57	40	9	7	0	10	0
35-44	46	36	10	1	0	13	3
45-54	22	17	4	1	0	2	0
55-64	10	10	0	0	0	3	0
65-74	9	7	1	0	0	3	0
75-84	4	3	1	0	0	1	0
85+	2	2	0	0	0	1	0
Race							
White	232	167	27	25	0	53	13
Black	4	1	1	1	0	2	0
Native American	14	8	4	3	0	3	1
Hispanic	16	7	2	3	0	5	2
Presenting Problem/Diagnosis							
Alcohol Abuse	20	6	13	0	0	2	1
Developmental Disorder	15	13	0	0	0	9	1
Mood Disorder	72	68	1	0	0	22	0
Other Non-Psychotic	58	51	0	0	0	14	7
Other Psychotic	7	7	1	0	0	2	0
Personality Disorder	1	1	0	0	0	0	0
Schizophrenia	16	15	0	0	0	4	0
Social Conditions	61	18	3	31	0	8	7
Substance Related	23	8	16	0	0	1	0
Deferred/No Diagnosis	2	0	0	1	0	1	0
Other Indicators							
Deaf and Hearing Impaired	2	2	0	0	0	0	0
Dual Diagnosis	24	24	1	0	0	2	0
Homeless	5	0	1	4	0	0	0
SED (6-17)	29	27	1	0	0	15	4
SMI (If ever)	96	90	2	0	0	28	0

Notes: The same client may be counted in more than one category, e.g., clients can receive services under more than one contract source, in more than one "County of Residence," or may have multiple "Other Indicators." Please see Definition page for other considerations.

Oklahoma Department of Mental Health and Substance Abuse Services
Counts of Admitted Clients Served by Funding Source for Each County of Residence During FY1996

COUNTY OF RESIDENCE = WOODS

	Funding Source						
	Total	Mental Health	Substance Abuse	Domestic Violence	Residential Care	Medicaid	Other
Total							
Unduplicated Count	227	196	25	10	0	57	2
Agency Type							
Community Mental Health Center	207	196	13	0	0	57	0
Domestic Violence and Sexual Assault	11	0	2	10	0	0	0
Hospital	1	1	0	0	0	0	0
Substance Abuse	12	0	10	0	0	0	2
Sex							
Female	133	119	5	10	0	42	2
Male	94	77	20	0	0	15	0
Age							
0-04	4	2	0	2	0	0	0
05-17	47	42	0	3	0	16	0
18-20	9	7	1	1	0	2	0
21-24	15	15	1	0	0	2	0
25-34	52	43	11	0	0	10	1
35-44	41	32	9	2	0	7	1
45-54	33	30	2	2	0	13	0
55-64	10	9	1	0	0	3	0
65-74	12	12	0	0	0	3	0
75-84	3	3	0	0	0	0	0
85+	1	1	0	0	0	1	0
Race							
White	218	191	22	9	0	57	2
Black	3	1	1	1	0	0	0
Hispanic	6	4	2	0	0	0	0
Presenting Problem/Diagnosis							
Alcohol Abuse	14	4	12	0	0	0	0
Developmental Disorder	10	10	0	0	0	5	0
Mood Disorder	95	94	2	0	0	25	0
Non Alcohol/Drug Related Organic	3	3	0	0	0	1	0
Other Non-Psychotic	15	15	0	0	0	5	1
Other Psychotic	8	8	0	0	0	4	0
Personality Disorder	1	1	0	0	0	0	0
Schizophrenia	12	12	0	0	0	6	0
Social Conditions	59	46	2	10	0	9	1
Substance Related	11	2	9	0	0	1	0
Deferred/No Diagnosis	2	2	0	0	0	1	0
Other Indicators							
Dual Diagnosis	7	7	0	0	0	1	0
Homeless	6	3	0	3	0	0	0
SED (6-17)	5	5	0	0	0	2	0
SMI (If ever)	102	98	7	2	0	37	2

Notes: The same client may be counted in more than one category, e.g., clients can receive services under more than one contract source, in more than one "County of Residence," or may have multiple "Other Indicators." Please see Definition page for other considerations.

Oklahoma Department of Mental Health and Substance Abuse Services
Counts of Admitted Clients Served by Funding Source for Each County of Residence During FY1996
COUNTY OF RESIDENCE = WOODWARD

	Funding Source						
	Total	Mental Health	Substance Abuse	Domestic Violence	Residential Care	Medicaid	Other
Total							
Unduplicated Count	657	462	116	100	7	137	3
Agency Type							
Community Mental Health Center	518	461	76	0	0	137	0
Domestic Violence and Sexual Assault	100	0	0	100	0	0	0
Hospital	1	1	0	0	0	0	0
Residential Care	7	0	0	0	7	0	0
Substance Abuse	42	0	41	0	0	0	3
Sex							
Female	343	248	20	72	4	85	0
Male	314	214	96	28	3	52	3
Age							
0-04	20	0	4	16	0	0	0
05-17	106	75	5	22	0	25	2
18-20	29	18	9	3	0	5	1
21-24	38	23	11	7	0	6	0
25-34	166	111	34	27	1	32	0
35-44	160	114	39	22	0	35	0
45-54	67	57	8	3	2	12	0
55-64	46	40	6	0	3	12	0
65-74	17	16	0	0	1	4	0
75-84	4	4	0	0	0	2	0
85+	4	4	0	0	0	4	0
Race							
White	601	432	95	92	5	126	2
Black	11	4	7	0	1	1	0
Native American	27	14	8	6	1	6	1
Hispanic	18	12	6	2	0	3	0
Asian	1	0	0	0	0	1	0
Presenting Problem/Diagnosis							
Alcohol Abuse	89	51	56	0	0	10	1
Developmental Disorder	30	21	4	4	1	5	0
Mood Disorder	202	199	4	0	0	47	0
Non Alcohol/Drug Related Organic	13	13	0	0	0	6	0
Other Non-Psychotic	33	29	0	0	0	15	0
Other Psychotic	34	29	0	0	5	16	0
Personality Disorder	1	1	0	0	0	0	0
Schizophrenia	37	37	0	0	0	23	0
Social Conditions	146	55	1	88	0	9	0
Substance Related	67	24	49	1	0	4	2
Deferred/No Diagnosis	13	3	2	7	1	2	0
Other Indicators							
Deaf and Hearing Impaired	4	3	1	1	0	2	0
Dual Diagnosis	44	42	2	0	0	12	0
Homeless	34	12	6	15	0	5	0
SED (6-17)	15	10	1	0	0	11	0
SMI (If ever)	240	213	29	7	6	90	0

Notes: The same client may be counted in more than one category, e.g., clients can receive services under more than one contract source, in more than one "County of Residence," or may have multiple "Other Indicators." Please see Definition page for other considerations.

Oklahoma Department of Mental Health and Substance Abuse Services
Counts of Admitted Clients Served by Funding Source for Each County of Residence During FY1996

COUNTY OF RESIDENCE = OUT OF STATE/UNKNOWN

	Funding Source						
	Total	Mental Health	Substance Abuse	Domestic Violence	Residential Care	Medicaid	Other
Total							
Unduplicated Count	873	202	254	443	6	17	7
Agency Type							
Community Mental Health Center	151	134	37	0	0	6	1
Domestic Violence and Sexual Assault	443	0	13	442	0	0	1
Hospital	79	79	0	0	0	0	0
Other	9	8	0	1	0	0	0
Residential Care	6	0	0	0	6	0	0
Substance Abuse	209	0	206	0	0	11	5
Sex							
Female	477	83	92	320	1	12	3
Male	396	119	162	123	5	5	4
Age							
0-04	118	2	13	104	0	5	0
05-17	155	6	10	137	0	4	0
18-20	45	13	19	14	0	0	1
21-24	66	13	27	27	0	1	0
25-34	227	59	94	90	2	2	1
35-44	161	58	56	53	2	2	4
45-54	72	31	28	16	0	3	1
55-64	26	18	7	1	2	0	0
65-74	3	2	0	1	0	0	0
Race							
White	604	171	189	266	6	6	5
Black	127	15	32	83	0	9	2
Native American	79	9	16	54	0	2	0
Hispanic	57	5	17	36	0	0	0
Asian	7	2	0	5	0	0	0
Presenting Problem/Diagnosis							
Alcohol Abuse	110	12	101	0	0	1	1
Developmental Disorder	8	5	0	1	1	1	0
Mood Disorder	70	68	10	0	0	1	1
Non Alcohol/Drug Related Organic	3	3	0	0	0	0	0
Other Non-Psychotic	22	20	2	0	0	1	1
Other Psychotic	52	49	4	0	2	0	1
Schizophrenia	32	32	0	0	0	2	0
Social Conditions	458	12	31	425	2	7	1
Substance Related	109	11	103	1	0	4	2
Deferred/No Diagnosis	20	0	3	16	1	0	0
Other Indicators							
Deaf and Hearing Impaired	2	1	1	0	0	0	0
Dual Diagnosis	44	44	7	0	0	1	0
Homeless	302	33	31	242	1	0	1
SED (6-17)	7	4	1	0	0	2	0
SMI (If ever)	147	102	30	23	6	4	1

Notes: The same client may be counted in more than one category, e.g., clients can receive services under more than one contract source, in more than one "County of Residence," or may have multiple "Other Indicators." Please see Definition page for other considerations.

Definitions of Terms and Categorization Variables

The following are definitions of terms and categorization variables used in this Data Book report.

Admitted Clients Served

Admitted Clients Served had an admission transaction in the ICIS before or during the report year and had received a service during the year. They are counted only once in the total for each level of aggregation. This is called an unduplicated count.

Age

Client age is computed using the client's age at the middle of the fiscal year.

Contacts

Individuals are counted as contacts when they call or visit an agency, but are not admitted.

Funding Source

Funding Source helps identify the payment source of services. Frequently, clients receive services under multiple funding sources. The funding source categories for this report were Mental Health, Substance Abuse, Domestic Violence, Residential Care, Medicaid, and Other.

ICIS

The Oklahoma Department of Mental Health and Substance Abuse Services maintains an agency-wide database, the Integrated Client Information System (ICIS), to which all Department-funded services and transactions are reported. The ICIS contains demographic and service information about clients and agencies.

List of Agencies by Type

The following is a list of agencies by type that provided data during the Fiscal Year 1996:

AGENCY TYPE**AGENCY NAME****Community Mental Health**

ASSOCIATED CENTERS FOR THERAPY, INC.
BILL WILLIS MENTAL HEALTH
CARL ALBERT CMHC
CENTRAL OKLAHOMA CMHC
CHISHOLM TRAIL COUNSELING SERVICES
COMMUNITY COUNSELING CENTER
CREEKS MENTAL HEALTH SERVICES
EDWIN FAIR CMHC
FAMILY MENTAL HEALTHCENTER
GRAND LAKE M.H.C.
GREEN COUNTRY BEHAVIORAL HEALTH SERVICES
HOPE COMMUNITY SERVICES, INC.
JIM TALIAFERRO CMHC
MENTAL HEALTH SERVICES OF SOUTHERN OKLAHOMA
NORTH CARE CENTER
OK COUNTY CRISIS INTERVENTION CENTER
PARKSIDE, INC.
RED ROCK BEHAVIORAL HEALTH SERVICES
RED ROCK WEST
STAR MENTAL HEALTH
WESTERN STATE PSYCHIATRIC CENTER
WHEATLAND MENTAL HEALTHCENTER, INC.

Domestic Violence and Sexual Assault

ACMI HOUSE INC
ACTION ASSOCIATES, INC.
COMMUNITY CRISIS CENTER, INC.
CRISIS CONTROL CENTER
D.V. PROG. OF N. CENTRAL OK.
DOMESTIC ABUSE SAFE HOUSE-DASH
DOMESTIC VIOLENCE INTERVENTION SERVICES
FAMILY CRISIS & COUNSELING CENTER
FAMILY CRISIS CENTER, INC.
FAMILY SHELTER
HELP-IN-CRISIS, INC.
N.W. DOMESTIC CRISIS SERVICES
NEW DIRECTIONS, INC.
PROJECT SAFE, INC.
S.O.S. FOR FAMILIES
STILLWATER DOMESTIC VIOLENCE SERVICE INC.
WOMEN IN SAFE HOMES, INC.
WOMEN'S CRISIS SERVICES
WOMEN'S SERVICE & FAMILY RESOURCE CENTER
WOMENS RESOURCE CENTER
YWCA CRISIS CENTER
YWCA OF OKC CRISIS SERVICES

AGENCY TYPE**AGENCY NAME**

Hospitals

EASTERN STATE HOSPITAL
GRIFFIN MEMORIAL HOSPITAL
OKLAHOMA YOUTH CENTER

Other Agencies

CENTER FOR CHILDREN & FAMILIES
DIVORCE VISITATION ARBITRATION
GREAT PLAINS IMPROVEMENT FND.
HIV RESOURCE CONSORTIUM
HOMINY HEALTH SRVCS CENTER INC.
PEOPLE INCORPORATED
PROJECT HEARTLAND
TULSA METROPOLITAN MINISTRY
TULSA SEXUAL ASSAULT NURSE EXAMINERS PROGRAM

Residential Care

AUTUMN YEARS RESIDENT RANCH
BOLEY RESIDENTIAL CARE HOME
BOLEY RESIDENTIAL CARE HOME II
COPP'S RESIDENTIAL CARE, INC.
COUNTRY LANE RESID. CARE HOME
DON MENTZER FACILITY
DOW RESIDENTIAL CARE HOME
DUNCAN COMMUNITY RESIDENCE INC
DYCO PROPERTIES, INC.
EDNA LEE'S RESIDENTIAL CARE
EL RENO RESIDENTIAL CARE
ELM TREE HOUSE
FAIR OAKS
GREEN ACRES
HAV-TAPINC DBA, THE HARBOR
HIGH CEDAR RESIDENTIAL CARE
LAKE FRANCIS RETIREMENT CENTER
LEXINGTON ROOM & BOARD
MILLER COZY HOME, INC.
NORTH FORK RESIDENTIAL CARE
PADEN RESIDENTIAL CARE
PARKVIEW RESIDENTIAL CARE
RAMBLING ROSE RESIDENTIAL CARE
SANTE FE RESIDENTIAL CARE
SOUTHWEST RETIREMENT HOME, INC
SUGAR MOUNTAIN RETREAT
SUNNY ACRES BOARDING MANOR, INC.
SUNNY ACRES RESIDENTIAL CARE
VIAN RESIDENTIAL CARE

AGENCY TYPE**AGENCY NAME**

Substance Abuse

ADA AREA CHEMICAL DEPENDENCY CENTER, INC.
ALPHA II, INC.
BRIDGEWAY
CAA TURNING POINT
CARE FOR CHANGE, INC.
COMMUNITY ALCOHOLISM SERVICES
CROSSROADS COUNSELING
CROSSROADS INCORPORATED
DRUG RECOVERY, INC.
EAGLE RIDGE INSTITUTE
EDMOND FAMILY SERVICES, INC.
FIRST WINGS OF FREEDOM
GATEWAY TO PREVENTION/RECOVERY
HOUSE OF HOPE, INC.
INDIAN HEALTH CARE RESOURCE CENTER
KIAMICHI COUNCIL ON ALCOHOLISM
LEFLORE COUNTY YOUTH & FAMILY SERVICES, INC.
LIFE IMPROVEMENT CENTER
LOGAN COUNTY YOUTH AND FAMILY SERVICES INC.
METRO TULSA SUBSTANCE ABUSE SERVICES
MONARCH, INC.
MOORE ALCOHOL AND DRUG CENTER
MUSKOGEE CO COUNCIL YTH SV
N.E. OK COUNCIL ON ALCOHOLISM
NAIC CENTER OF OKLAHOMA ALCOHOL & DRUG SERVICES, INC.
NATIVE AMERICAN CENTER OF RECOVERY
NEW HOPE OF MANGUM
NORMAN ALCOHOL AND DRUG TREATMENT CENTER
OPPORTUNITIES, INC.
PALMER DRUG ABUSE PROGRAM INC.
PAYNE CO COUNSELING SERVICES, INC.
ROADBACK, INC.
ROGERS COUNTY DRUG ABUSE PROGRAM, INC.
S.W. YOUTH & FAMILY SERVICES
SECOND CHANCE CDU
SOAARR, INC.
STARTING POINT II, INC.
STREET SCHOOL, INC.
THE NEXT STEP NETWORK, INC.
THE OAKS BEHAVIORAL HEALTH CENTER
THE REFERRAL CENTER
TRI-CITY SUBSTANCE ABUSE CENTER
TRI-CITY YOUTH & FAMILY CENTER
TURNING POINT
TWELVE & TWELVE, INC.
VINITA ALCOHOL AND DRUG TREATMENT CENTER

ODMHSAS

Refers to the Oklahoma Department of Mental Health and Substance Abuse Services.

Other Indicators

There are several groups of clients that are of special interest because they have special treatment needs, state or federal requirements regarding their placement or the services they receive, or because they are part of a priority population. The definitions of these groups and criteria for their selection are provided below:

- **Deaf and Hearing Impaired**

Clients who are deaf, hard of hearing, or indicated the need for an interpreter for the deaf were grouped to form the Deaf and Hearing Impaired category.

- **Homeless**

A homeless person under ICIS criteria is a person who: (a) lacks a fixed, regular and adequate night time residence AND (b) has a primary night time residence that is a supervised publicly or privately operated shelter designed to provide temporary living accommodations including welfare hotels, congregate shelters, halfway houses, and transitional housing for the mentally ill; or an institution that provides a temporary residence for individuals intended to be institutionalized; or a public or private place not designed for, or ordinarily used as, a regular sleeping accommodation for human beings, not limited to people living on the streets. Individuals are considered homeless if they have lost their permanent residence, and are temporarily living in a shelter to avoid being on the street. Prisoners being released or in the custody of a correctional facility are not considered homeless at the time of admission for treatment. The definition also excludes persons in a hospital, residential care facility, commercial hotel/motel, supervised apartment, or living with parent/other relative (even if only temporarily). The definition does include domestic violence and sexual assault shelters, as the persons have fled a residence that is not adequate (i.e., not safe).

- **Legal Status**

Legal Status has three categories; Voluntary, Civil Involuntary, and Criminal Involuntary. The categories of legal status (with ICIS codes) are as follows:

Voluntary. These clients enter treatment voluntarily and are coded Voluntary Admission (01), Court Voluntary (02), Informal Admission (16), or Other (18).

Civil Involuntary. These clients are required by the court system to receive services, even though they may be reluctant. They are coded Court Commitment (03), Order of Detention (06), Juvenile Court Order (07), Transfer – Other Legal Entity (08), Court Ordered Juveniles in Need of Treatment, DHS given custody (10), Court Ordered Juveniles in Need of Treatment Parental Custody Retained (11), Emergency Detention (12), Continued Court Detention (13), 28-Day Court Commitment (14), or Protective Custody (17).

Criminal Involuntary. These clients are required to receive services because they have been accused of or have committed a crime. Codes include the following; Incompetent to Stand Trial (04), Not Guilty by Reason of Insanity (05), Court Order for Observation and Evaluation (09), Court Referred DUI Clients (15), Criminal Hold (20), or Court Commit with Hold (21).

- **Adults with Serious Mental Illness (SMI)**

SMI denotes clients who have been identified **at any time** as having a serious mental illness using the formal ODMHSAS definition. According to this definition, an Adult with a Serious Mental Illness must be an individual 18 years of age or older.

- **Children with a Serious Emotional Disturbance (SED)**

SED refers to children who meet departmental criteria for having a Serious Emotional Disturbance.

- **Any Alcohol/Drug Problem**

A substance abuse client is one who has one or more DSM-IV Axis I primary, secondary or tertiary diagnoses from categories 1.a. or 1.b. (in the Dual Diagnosis definition below) or one or more ICIS Substance Abuse Related Problems (710-731, 741-743). Clients identified only as co-dependents are not identified as substance abusers.

- **Dual Diagnosis Client**

A dual diagnosis client is one who meets the criteria for having a substance abuse diagnosis from categories 1.a. or 1.b. below and meets the criteria for a mental illness based on one or more DSM-IV Axis II primary, secondary, or tertiary diagnoses from categories 2.a. through 2.e. below.

- 1.a. Psychoactive Substance Induced Organic Disorders: 291.0-291.8, 292.0-292.83, 292.89-282.99
- b. Psychoactive Substance Use Disorders: 303.0-305.99.
- 2.a. Schizophrenia: 295.10, 295.20, 295.30, 295.40, 295.60, 295.70, 295.90
- b. Delusional (Paranoid) Disorder: 297.1
- c. Other Psychotic Disorders: 295.40, 295.70, 297.3, 298.8, 298.9, 297.1, 297.3
- d. Mood Disorders: 296.20-296.7
- e. Borderline Personality Disorder: 301.83

Presenting Problem/Diagnosis

Categories for this variable are based on the DSM-IV primary diagnosis or primary presenting problem. If the admitting agency has clinicians qualified to make a diagnosis, the diagnosis is used, otherwise, a presenting problem is used to define a client's category.

Categories	Codes
Developmental Disorders	
DSM-IV Codes:	302.5-302.69, 302.85, 307-307.39, 307.5-307.99, 309.21, 312-312.29, 312.9-313.21, 313.81-313.89, 314-314.99, 315-319.99, 299-299.99
Presenting Problems:	210, 240
Non Alcohol/Drug Related Organic	
DSM-IV Codes:	290-290.99, 293-293.83, 294-294.80, 310-310.10
Alcohol Abuse	
DSM-IV Codes:	291-291.99, 293.9, 303-303.99, 305-305.02
Presenting Problems:	741, 710, 711
Other Substance Abuse	
DSM-IV Codes:	305.1-305.99, 292-292.99, 304-304.99
Presenting Problems:	742, 743, 744, 720-731
Schizophrenia	
DSM-IV Codes:	295 (excluding 295.4, 295.7)

Categories	Codes
Other Psychotic	
DSM-IV Codes:	297-298.9, 295.40, 294.9, 295.70
Presenting Problems:	510-530, 650
Mood Disorders	
DSM-IV Codes:	296-296.99 301.13, 300.4-300.49, 293.89, 311-311.99
Presenting Problems:	500-503
Other Non-Psychotic	
DSM-IV Codes:	300-300.39, 300.6-300.99, 302-302.49, 302.7-302.84, 302.89-302.99, 307-4-307.49, 307.8, 312.8, 308.3-309.19, 309.23-309.99, 312.3, 316-316.99, 780.50
Personality Disorders	
DSM-IV Codes:	301-301.9
Social Conditions	
DSM-IV Codes:	V40.00-V40.60, V61-V71.02, 955.5-995.81
Presenting Problems:	740, 450, 620-632, 311-420
Deferred/No Diagnosis	
DSM-IV Codes:	799.9-799.90, V71.09
Presenting Problems:	110, 130

Race

The Unknown category was utilized to group Clients who made no selection from the choices below indicating their race.

The following groupings are used for reporting race:

- White
- Black
- Native American
- Hispanic
- Asian
- Unknown

Various Categories:

In response to many special report requests in past years, the special reports table was generated to address the majority of those requests.

Description of the Data Book

This Data Book displays Counts of Admitted Clients Served by Funding Source for Sex, Age, Race, Presenting Problem/Diagnosis, County of Residence, and Other Indicators. It contains six tables presenting data for 1) Statewide Total, 2) Agency, 3) Agency Type, 4) County of Residence, 5) Planning Area, and 6) Various Categories.

Admitted Clients Served by Funding Source

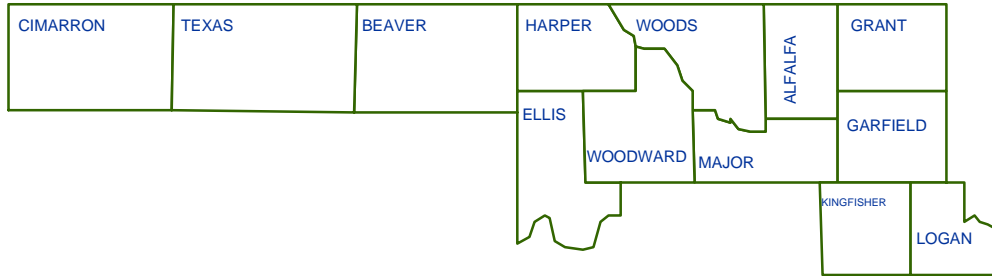
Admitted Clients Served are clients who have an admission transaction in the ICIS before or during the report year and had received a service during the report year. They are counted only once in the total for each level of aggregation or category in which they appear. This is called an unduplicated count. For example, a client may receive services at one hospital and then receive services at another hospital in the same year. This client would be counted twice (once at each hospital) in the agency report, but only once in the agency type and statewide tables. Because information such as age and sex should remain constant (except for data entry errors), counts for categories of these variables will sum to the total clients served on each table. Variables that might change from admission at one facility to admission at another or over time, (e.g., legal status, diagnosis, and target population) can be counted in more than one category and should not be summed.

This Data Book shows only clients who were admitted for services and excludes contacts. It enumerates admitted clients, but further limits the counts to specific subgroups of the client population. Each individual counted has received a service at some time during the year regardless of the year he/she was admitted. Clients are grouped by frequently referenced demographics: Sex, Age, Race, Presenting Problem/Diagnosis, County of Residence, and Other Indicators. A client may be in more than one of these groups, or a client's group may change during the year. As a result, the sum of target populations exceeds the total number served. However, for any given population, the age, race, and sex, which do not change (age is calculated as of a single point in time), are unduplicated counts and should equal the total.

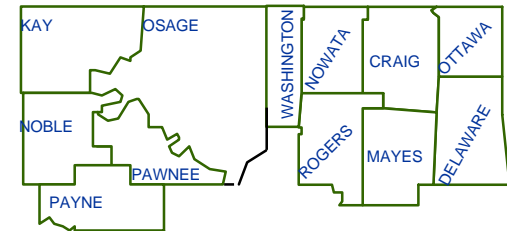
OKLAHOMA DEPARTMENT OF MENTAL HEALTH
AND SUBSTANCE ABUSE SERVICES

Planning Areas

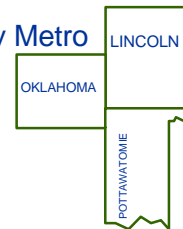
Northwest



Northeast



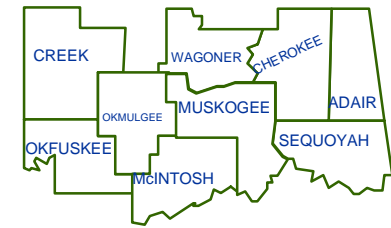
Oklahoma City Metro



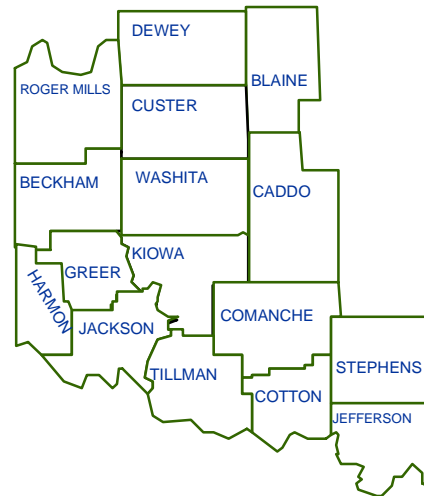
Tulsa Metro



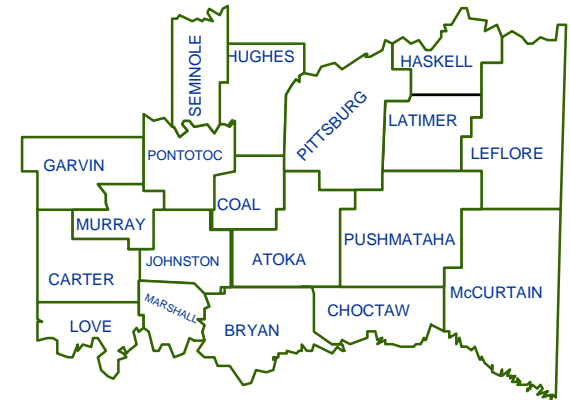
East Central



Central



Southwest



Southeast