

# *data*

BOOK FOR FISCAL YEAR 1997

Admitted Clients Served  
By Funding Source

Table 4. Counts of Admitted  
Clients Served for each  
County of Residence

# DATA BOOK FOR FISCAL YEAR 1997

Published by

Oklahoma Department of Mental Health and Substance Abuse  
Services

Prepared by

**Ali Akour, Ph.D.**

Data Analyst, Evaluation and Data Analysis Section  
Decision Support Services

2002

---

**Terry Cline, Ph.D., Commissioner**  
**Steve Davis, Ph.D., Director of Decision Support Services**  
**Mark Reynolds, Ed. D., Evaluation & Data Analysis Data Projects Manager**

## Public Domain Notice

The Data Book for Fiscal Year 1997 is in the public domain and may be reproduced or copied without permission from the Oklahoma Department of Mental Health and Substance Abuse Services. However, this publication may not be reproduced or distributed for a fee without the specific, written authorization of Oklahoma Department of Mental Health and Substance Abuse Services. Citation of the source is appreciated.

## Electronic Access to Publication

This publication is available on the World Wide Web at:  
<http://www.odmhsas.org/specialreports.htm>

## How to Contact Us

**Oklahoma Department of Mental Health and Substance Abuse Services  
Evaluation and Data Analysis Section**

P.O. Box 53277  
Oklahoma City, OK 73152-3277  
(405) 522-3813

# Contents

---

## Introduction

### Admitted Clients Served by Funding Source

- Table 1. Counts of Admitted Clients Served for **Statewide Total**
- Table 2. Counts of Admitted Clients Served for each **Agency**
- Table 3. Counts of Admitted Clients Served for each **Agency Type**
- Table 4. Counts of Admitted Clients Served for each **County of Residence**
- Table 5. Counts of Admitted Clients Served for each **Planning Area**
- Table 6. Counts of Admitted Clients Served for **Various Categories**

## Appendix

### Definitions of Terms and Categorization Variables

### Description of the Data Book

### Map of Planning Areas

# DATA BOOK FOR FISCAL YEAR 1997

## Introduction

---

Prior to Fiscal Year 1999, any client seen at an Oklahoma Department of Mental Health and Substance Abuse Services (ODMHSAS) contracted facility was reported, regardless of who paid for the service. Starting with Fiscal Year 1999, only clients funded in full or in part by ODMHSAS were reported. Therefore, previous years' reported client counts will be larger than in following years.

During the Fiscal Year 1997, the State of Oklahoma expenditures on community mental health services, inpatient facilities, substance abuse services, domestic violence/sexual assault services, and departmental management amounted to approximately \$166 million dollars. An unduplicated total of approximately 94,268 recipients were served system-wide in FY 1997. The unduplicated total of 94,268 recipients consists of 67,404 recipients that were admitted and served and 26,864 recipients that were contacts. This Data Book report is generated to provide basic information about these recipients for policy makers, interest groups, and others working to improve the quality of life for those in need.

The Data Book report is produced by the Evaluation and Data Analysis Section of the Decision Support Services Division at the ODMHSAS. The report summarizes demographic information for clients served in agencies operated by or funded through ODMHSAS. To create the Data Book report, data are extracted from the ODMHSAS Integrated Client Information System (ICIS). ICIS contains demographic and service information about service recipients and agencies.

This Data Book report focuses on Admitted Clients Served by Funding Source. To meet the specific needs of a variety of entities, the information is divided into tables and each table presents a different view of the data. Definitions of terms and a map of planning areas are also provided.

Oklahoma Department of Mental Health and Substance Abuse Services  
**Counts of Admitted Clients Served by Funding Source for Each County of Residence During FY1997**  
**COUNTY OF RESIDENCE = ADAIR**

	Funding Source						
	Total	Mental Health	Substance Abuse	Domestic Violence	Residential Care	Medicaid	Other
<b>Total</b>							
Unduplicated Count	324	243	99	36	33	3	11
<b>Agency Type</b>							
Community Mental Health Center	251	233	75	0	0	3	2
Domestic Violence and Sexual Assault	36	0	0	36	0	0	0
Hospital	13	13	0	0	0	0	0
Other	2	0	2	0	0	0	0
Residential Care	33	0	0	0	33	0	0
Substance Abuse	29	0	28	0	0	0	9
<b>Sex</b>							
Female	175	129	52	29	15	2	6
Male	149	114	47	7	18	1	5
<b>Age</b>							
0-04	12	0	3	9	0	0	1
05-17	49	33	7	11	0	0	4
18-20	7	5	3	0	0	0	1
21-24	13	10	5	2	0	0	0
25-34	73	50	36	9	1	1	2
35-44	83	70	28	3	12	1	2
45-54	48	41	13	2	7	0	0
55-64	24	20	3	0	7	1	1
65-74	9	8	1	0	4	0	0
75-84	6	6	0	0	2	0	0
<b>Race</b>							
White	229	185	69	15	27	3	10
Black	4	3	0	1	2	0	0
Native American	88	50	30	20	4	0	1
Hispanic	5	4	1	0	0	0	0
Asian	1	1	0	0	0	0	0
<b>Presenting Problem/Diagnosis</b>							
Alcohol Abuse	28	10	23	1	0	0	2
Developmental Disorder	14	11	2	0	2	0	1
Mood Disorder	107	104	27	0	2	0	0
Non Alcohol/Drug Related Organic	2	2	0	0	0	1	0
Other Non-Psychotic	38	33	10	0	0	0	4
Other Psychotic	44	24	4	1	24	0	0
Personality Disorder	6	4	4	0	0	0	0
Schizophrenia	46	45	6	0	0	1	1
Social Conditions	36	0	1	34	1	0	1
Substance Related	25	12	20	0	0	1	2
Deferred/No Diagnosis	9	1	5	0	4	0	0
<b>Other Indicators</b>							
Deaf and Hearing Impaired	6	3	3	1	0	0	0
Dual Diagnosis	26	24	14	0	0	1	1
Homeless	25	3	6	17	1	0	1
SED (6-17)	25	25	0	0	0	0	0
SMI (If ever)	176	163	37	3	33	3	2

Notes: The same client may be counted in more than one category, e.g., clients can receive services under more than one contract source, in more than one "County of Residence," or may have multiple "Other Indicators." Please see Definition page for other considerations.

Oklahoma Department of Mental Health and Substance Abuse Services  
 Counts of Admitted Clients Served by Funding Source for Each County of Residence During FY1997

COUNTY OF RESIDENCE = ALFALFA

	Funding Source						
	Total	Mental Health	Substance Abuse	Domestic Violence	Residential Care	Medicaid	Other
<b>Total</b>							
Unduplicated Count	99	70	17	6	0	28	2
<b>Agency Type</b>							
Community Mental Health Center	87	70	12	0	0	28	0
Domestic Violence and Sexual Assault	6	0	0	6	0	0	0
Hospital	1	1	0	0	0	0	0
Substance Abuse	7	0	5	0	0	0	2
<b>Sex</b>							
Female	42	32	2	5	0	12	1
Male	57	38	15	1	0	16	1
<b>Age</b>							
0-04	2	1	0	1	0	0	0
05-17	15	14	0	1	0	5	0
18-20	3	2	0	1	0	0	0
21-24	4	2	2	0	0	0	0
25-34	20	16	2	2	0	4	1
35-44	20	11	8	0	0	3	1
45-54	15	11	4	1	0	5	0
55-64	10	5	1	0	0	6	0
65-74	6	6	0	0	0	1	0
75-84	4	2	0	0	0	4	0
<b>Race</b>							
White	89	64	13	6	0	28	2
Black	3	1	2	0	0	0	0
Native American	6	4	2	0	0	0	0
Hispanic	1	1	0	0	0	0	0
<b>Presenting Problem/Diagnosis</b>							
Alcohol Abuse	12	3	9	0	0	1	1
Developmental Disorder	5	5	0	0	0	1	0
Mood Disorder	33	30	2	1	0	9	0
Non Alcohol/Drug Related Organic	5	3	0	0	0	3	0
Other Non-Psychotic	10	10	0	0	0	2	0
Other Psychotic	7	5	0	0	0	4	0
Personality Disorder	1	1	0	0	0	0	0
Schizophrenia	6	4	0	0	0	4	0
Social Conditions	13	7	0	5	0	3	1
Substance Related	8	3	5	0	0	1	0
Deferred/No Diagnosis	1	0	1	0	0	0	0
<b>Other Indicators</b>							
Dual Diagnosis	3	2	0	0	0	1	1
Homeless	10	4	2	4	0	3	0
SED (6-17)	6	6	0	0	0	4	0
SMI (If ever)	51	41	3	1	0	23	0

Notes: The same client may be counted in more than one category, e.g., clients can receive services under more than one contract source, in more than one "County of Residence," or may have multiple "Other Indicators." Please see Definition page for other considerations.

Oklahoma Department of Mental Health and Substance Abuse Services  
**Counts of Admitted Clients Served by Funding Source for Each County of Residence During FY1997**

**COUNTY OF RESIDENCE = ATOKA**

	Funding Source						
	Total	Mental Health	Substance Abuse	Domestic Violence	Residential Care	Medicaid	Other
<b>Total</b>							
Unduplicated Count	345	153	176	14	1	0	68
<b>Agency Type</b>							
Community Mental Health Center	159	144	12	0	0	0	8
Domestic Violence and Sexual Assault	14	0	0	14	0	0	0
Hospital	9	9	0	0	0	0	0
Other	1	1	0	0	0	0	0
Residential Care	1	0	0	0	1	0	0
Substance Abuse	176	0	165	0	0	0	60
<b>Sex</b>							
Female	164	85	61	14	1	0	33
Male	181	68	115	0	0	0	35
<b>Age</b>							
0-04	6	0	2	4	0	0	2
05-17	35	11	15	3	0	0	14
18-20	10	2	7	1	0	0	2
21-24	30	7	20	1	0	0	12
25-34	88	31	58	1	1	0	17
35-44	90	39	52	2	0	0	15
45-54	56	40	15	2	0	0	4
55-64	15	10	5	0	0	0	2
65-74	12	11	1	0	0	0	0
75-84	3	2	1	0	0	0	0
<b>Race</b>							
White	260	128	122	7	1	0	48
Black	32	10	19	2	0	0	11
Native American	50	13	33	5	0	0	7
Hispanic	4	2	2	0	0	0	2
<b>Presenting Problem/Diagnosis</b>							
Alcohol Abuse	94	6	89	0	0	0	21
Developmental Disorder	8	5	3	0	0	0	3
Mood Disorder	71	71	1	0	0	0	1
Non Alcohol/Drug Related Organic	2	2	0	0	0	0	0
Other Non-Psychotic	19	14	2	0	0	0	6
Other Psychotic	22	22	0	0	0	0	0
Schizophrenia	24	24	0	0	0	0	0
Social Conditions	64	3	37	14	1	0	21
Substance Related	51	7	44	0	0	0	16
<b>Other Indicators</b>							
Deaf and Hearing Impaired	4	2	1	0	0	0	2
Dual Diagnosis	16	15	2	0	0	0	2
Homeless	42	31	1	11	0	0	0
SED (6-17)	6	5	0	0	0	0	3
SMI (If ever)	97	88	13	1	1	0	7

Notes: The same client may be counted in more than one category, e.g., clients can receive services under more than one contract source, in more than one "County of Residence," or may have multiple "Other Indicators." Please see Definition page for other considerations.



Oklahoma Department of Mental Health and Substance Abuse Services  
**Counts of Admitted Clients Served by Funding Source for Each County of Residence During FY1997**

**COUNTY OF RESIDENCE = BEAVER**

	Funding Source						
	Total	Mental Health	Substance Abuse	Domestic Violence	Residential Care	Medicaid	Other
<b>Total</b>							
Unduplicated Count	54	34	15	4	0	5	0
<b>Agency Type</b>							
Community Mental Health Center	36	34	1	0	0	5	0
Domestic Violence and Sexual Assault	4	0	0	4	0	0	0
Substance Abuse	14	0	14	0	0	0	0
<b>Sex</b>							
Female	27	21	2	3	0	4	0
Male	27	13	13	1	0	1	0
<b>Age</b>							
0-04	1	1	0	0	0	0	0
05-17	2	2	0	0	0	1	0
18-20	3	1	1	1	0	1	0
21-24	2	0	2	0	0	0	0
25-34	18	8	7	2	0	3	0
35-44	16	11	5	0	0	0	0
45-54	6	6	0	0	0	0	0
55-64	5	5	0	0	0	0	0
75-84	1	0	0	1	0	0	0
<b>Race</b>							
White	45	30	11	3	0	4	0
Native American	3	2	1	0	0	0	0
Hispanic	6	2	3	1	0	1	0
<b>Presenting Problem/Diagnosis</b>							
Alcohol Abuse	13	1	12	0	0	0	0
Developmental Disorder	1	0	0	1	0	0	0
Mood Disorder	17	16	0	0	0	2	0
Non Alcohol/Drug Related Organic	1	1	0	0	0	0	0
Other Non-Psychotic	2	2	0	0	0	0	0
Other Psychotic	8	8	0	0	0	2	0
Schizophrenia	3	3	0	0	0	0	0
Social Conditions	4	1	1	2	0	0	0
Substance Related	4	2	2	0	0	1	0
Deferred/No Diagnosis	1	0	0	1	0	0	0
<b>Other Indicators</b>							
Deaf and Hearing Impaired	1	1	0	0	0	0	0
Dual Diagnosis	6	6	0	0	0	1	0
Homeless	3	2	1	0	0	0	0
SED (6-17)	2	2	0	0	0	1	0
SMI (If ever)	20	19	1	0	0	3	0

Notes: The same client may be counted in more than one category, e.g., clients can receive services under more than one contract source, in more than one "County of Residence," or may have multiple "Other Indicators." Please see Definition page for other considerations.

Oklahoma Department of Mental Health and Substance Abuse Services  
**Counts of Admitted Clients Served by Funding Source for Each County of Residence During FY1997**  
**COUNTY OF RESIDENCE = BECKHAM**

	Funding Source						
	Total	Mental Health	Substance Abuse	Domestic Violence	Residential Care	Medicaid	Other
<b>Total</b>							
Unduplicated Count	634	491	127	39	2	0	44
<b>Agency Type</b>							
Community Mental Health Center	518	485	22	0	0	0	43
Domestic Violence and Sexual Assault	39	0	0	39	0	0	0
Hospital	9	9	0	0	0	0	0
Residential Care	2	0	0	0	2	0	0
Substance Abuse	108	0	108	0	0	0	2
<b>Sex</b>							
Female	303	255	30	27	2	0	17
Male	331	236	97	12	0	0	27
<b>Age</b>							
0-04	16	7	0	7	0	0	2
05-17	125	98	3	10	0	0	37
18-20	21	17	7	0	0	0	1
21-24	59	45	14	4	0	0	0
25-34	155	111	43	12	0	0	1
35-44	150	120	45	4	1	0	2
45-54	64	52	11	2	1	0	1
55-64	36	33	4	0	0	0	0
65-74	7	7	0	0	0	0	0
75-84	1	1	0	0	0	0	0
<b>Race</b>							
White	533	425	108	22	1	0	34
Black	24	16	5	2	1	0	3
Native American	30	16	9	7	0	0	0
Hispanic	51	36	6	8	0	0	7
<b>Presenting Problem/Diagnosis</b>							
Alcohol Abuse	89	35	63	0	0	0	3
Developmental Disorder	43	38	0	0	1	0	10
Mood Disorder	209	209	0	0	0	0	3
Non Alcohol/Drug Related Organic	8	8	0	0	0	0	0
Other Non-Psychotic	113	108	1	0	0	0	13
Other Psychotic	20	20	0	0	0	0	1
Personality Disorder	3	3	0	0	0	0	0
Schizophrenia	45	45	0	0	0	0	0
Social Conditions	73	26	0	37	1	0	14
Substance Related	75	17	64	0	0	0	1
Deferred/No Diagnosis	3	1	0	2	0	0	0
<b>Other Indicators</b>							
Deaf and Hearing Impaired	9	9	0	0	0	0	0
Dual Diagnosis	58	58	0	0	0	0	2
Homeless	16	1	3	12	0	0	0
SED (6-17)	82	72	1	0	0	0	25
SMI (If ever)	296	282	34	6	2	0	1

Notes: The same client may be counted in more than one category, e.g., clients can receive services under more than one contract source, in more than one "County of Residence," or may have multiple "Other Indicators." Please see Definition page for other considerations.

Oklahoma Department of Mental Health and Substance Abuse Services  
**Counts of Admitted Clients Served by Funding Source for Each County of Residence During FY1997**  
**COUNTY OF RESIDENCE = BLAINE**

	Funding Source						
	Total	Mental Health	Substance Abuse	Domestic Violence	Residential Care	Medicaid	
<b>Total</b>							
Unduplicated Count	413	311	65	18	0	0	96
<b>Agency Type</b>							
Community Mental Health Center	342	305	10	0	0	0	96
Domestic Violence and Sexual Assault	18	0	0	18	0	0	0
Hospital	6	6	0	0	0	0	0
Other	1	1	0	0	0	0	0
Substance Abuse	58	1	58	0	0	0	0
<b>Sex</b>							
Female	193	157	12	13	0	0	41
Male	220	154	53	5	0	0	55
<b>Age</b>							
0-04	19	13	1	2	0	0	3
05-17	177	147	1	4	0	0	88
18-20	16	13	5	0	0	0	2
21-24	24	18	7	1	0	0	0
25-34	67	47	15	5	0	0	3
35-44	64	37	28	2	0	0	0
45-54	25	19	4	3	0	0	0
55-64	12	8	4	1	0	0	0
65-74	7	7	0	0	0	0	0
75-84	2	2	0	0	0	0	0
<b>Race</b>							
White	299	232	42	10	0	0	72
Black	33	23	5	4	0	0	5
Native American	68	45	17	4	0	0	14
Hispanic	14	12	1	0	0	0	5
Asian	1	1	0	0	0	0	0
<b>Presenting Problem/Diagnosis</b>							
Alcohol Abuse	34	13	23	0	0	0	1
Developmental Disorder	40	33	0	0	0	0	19
Mood Disorder	93	90	1	2	0	0	7
Non Alcohol/Drug Related Organic	3	2	0	0	0	0	1
Other Non-Psychotic	118	106	0	0	0	0	39
Other Psychotic	2	2	0	0	0	0	0
Personality Disorder	5	5	0	0	0	0	0
Schizophrenia	18	18	0	0	0	0	0
Social Conditions	65	42	0	13	0	0	29
Substance Related	47	7	43	0	0	0	0
Deferred/No Diagnosis	5	1	1	3	0	0	0
<b>Other Indicators</b>							
Deaf and Hearing Impaired	8	5	3	0	0	0	1
Dual Diagnosis	18	18	0	0	0	0	0
Homeless	31	4	24	3	0	0	0
SED (6-17)	106	93	0	0	0	0	58
SMI (If ever)	105	90	19	2	0	0	2

Notes: The same client may be counted in more than one category, e.g., clients can receive services under more than one contract source, in more than one "County of Residence," or may have multiple "Other Indicators." Please see Definition page for other considerations.

Oklahoma Department of Mental Health and Substance Abuse Services  
**Counts of Admitted Clients Served by Funding Source for Each County of Residence During FY1997**

**COUNTY OF RESIDENCE = BRYAN**

	Funding Source						
	Total	Mental Health	Substance Abuse	Domestic Violence	Residential Care	Medicaid	Other
<b>Total</b>							
Unduplicated Count	1,035	707	151	213	0	1	52
<b>Agency Type</b>							
Community Mental Health Center	714	695	14	0	0	1	28
Domestic Violence and Sexual Assault	213	1	0	213	0	0	0
Hospital	45	45	0	0	0	0	0
Substance Abuse	143	0	141	0	0	0	24
<b>Sex</b>							
Female	612	406	60	165	0	0	31
Male	423	301	91	48	0	1	21
<b>Age</b>							
0-04	58	30	1	27	0	0	1
05-17	239	170	11	68	0	0	7
18-20	41	25	8	9	0	0	1
21-24	74	45	15	15	0	0	8
25-34	220	126	47	53	0	0	15
35-44	216	147	49	33	0	1	11
45-54	115	100	13	6	0	0	5
55-64	40	33	7	1	0	0	4
65-74	21	20	0	1	0	0	0
75-84	9	9	0	0	0	0	0
85+	2	2	0	0	0	0	0
<b>Race</b>							
White	882	617	130	166	0	1	43
Black	21	14	0	7	0	0	2
Native American	123	67	19	39	0	0	7
Hispanic	16	13	2	1	0	0	0
Asian	4	4	0	0	0	0	0
<b>Presenting Problem/Diagnosis</b>							
Alcohol Abuse	104	25	84	0	0	0	17
Developmental Disorder	38	38	0	0	0	0	0
Mood Disorder	251	251	1	0	0	1	4
Non Alcohol/Drug Related Organic	13	13	0	0	0	0	0
Other Non-Psychotic	202	200	2	0	0	0	3
Other Psychotic	34	34	1	0	0	0	0
Personality Disorder	5	5	0	0	0	0	0
Schizophrenia	46	46	0	0	0	0	1
Social Conditions	316	85	20	206	0	0	24
Substance Related	65	22	45	0	0	0	3
Deferred/No Diagnosis	9	0	2	7	0	0	0
<b>Other Indicators</b>							
Deaf and Hearing Impaired	8	7	1	0	0	0	0
Dual Diagnosis	35	35	0	0	0	0	1
Homeless	142	15	8	122	0	0	2
SED (6-17)	12	12	0	0	0	0	1
SMI (If ever)	324	303	20	14	0	1	13

Notes: The same client may be counted in more than one category, e.g., clients can receive services under more than one contract source, in more than one "County of Residence," or may have multiple "Other Indicators." Please see Definition page for other considerations.

Oklahoma Department of Mental Health and Substance Abuse Services  
**Counts of Admitted Clients Served by Funding Source for Each County of Residence During FY1997**

**COUNTY OF RESIDENCE = CADDO**

	Funding Source						
	Total	Mental Health	Substance Abuse	Domestic Violence	Residential Care	Medicaid	Other
<b>Total</b>							
Unduplicated Count	527	317	157	34	0	8	55
<b>Agency Type</b>							
Community Mental Health Center	364	309	18	0	0	0	46
Domestic Violence and Sexual Assault	34	0	0	34	0	0	0
Hospital	6	6	0	0	0	0	0
Other	1	1	0	0	0	0	0
Substance Abuse	154	2	146	0	0	8	11
<b>Sex</b>							
Female	247	162	57	22	0	4	22
Male	280	155	100	12	0	4	33
<b>Age</b>							
0-04	17	8	2	7	0	0	0
05-17	201	111	40	7	0	7	47
18-20	14	4	7	0	0	0	3
21-24	27	15	12	3	0	0	1
25-34	88	52	38	6	0	1	3
35-44	97	61	39	8	0	0	1
45-54	53	39	13	3	0	0	0
55-64	19	16	6	0	0	0	0
65-74	9	9	0	0	0	0	0
75-84	2	2	0	0	0	0	0
<b>Race</b>							
White	291	200	72	22	0	4	13
Black	32	17	10	3	0	0	3
Native American	175	80	67	8	0	3	34
Hispanic	32	20	7	1	0	1	5
Asian	2	1	1	0	0	0	0
<b>Presenting Problem/Diagnosis</b>							
Alcohol Abuse	78	22	63	0	0	0	2
Developmental Disorder	45	30	0	0	0	0	15
Mood Disorder	116	104	0	0	0	0	13
Non Alcohol/Drug Related Organic	5	4	0	0	0	0	1
Other Non-Psychotic	93	82	2	0	0	0	11
Other Psychotic	26	26	0	0	0	0	0
Schizophrenia	25	25	0	0	0	0	0
Social Conditions	88	13	33	34	0	6	5
Substance Related	73	13	59	0	0	2	10
Deferred/No Diagnosis	3	2	1	0	0	0	0
<b>Other Indicators</b>							
Deaf and Hearing Impaired	3	3	1	0	0	0	0
Dual Diagnosis	16	16	0	0	0	0	0
Homeless	19	11	7	3	0	0	0
SED (6-17)	24	16	1	0	0	0	7
SMI (If ever)	115	100	23	1	0	0	3

Notes: The same client may be counted in more than one category, e.g., clients can receive services under more than one contract source, in more than one "County of Residence," or may have multiple "Other Indicators." Please see Definition page for other considerations.

Oklahoma Department of Mental Health and Substance Abuse Services  
**Counts of Admitted Clients Served by Funding Source for Each County of Residence During FY1997**  
**COUNTY OF RESIDENCE = CANADIAN**

	Funding Source						
	Total	Mental Health	Substance Abuse	Domestic Violence	Residential Care	Medicaid	Other
<b>Total</b>							
Unduplicated Count	1,405	1,118	141	153	16	7	56
<b>Agency Type</b>							
Community Mental Health Center	1,119	1,094	15	0	0	7	49
Domestic Violence and Sexual Assault	152	0	1	152	0	0	0
Hospital	55	55	0	0	0	0	0
Other	1	0	0	1	0	0	0
Residential Care	16	0	0	0	16	0	0
Substance Abuse	127	3	126	0	0	0	7
<b>Sex</b>							
Female	788	650	36	107	6	4	15
Male	617	468	105	46	10	3	41
<b>Age</b>							
0-04	75	33	5	36	0	0	4
05-17	396	328	12	50	0	0	35
18-20	55	42	8	6	0	0	0
21-24	65	50	12	7	0	0	0
25-34	281	206	52	28	5	3	6
35-44	272	218	39	20	2	1	7
45-54	126	111	11	4	3	0	1
55-64	68	65	1	2	2	2	2
65-74	40	39	0	0	4	1	1
75-84	16	15	1	0	0	0	0
85+	11	11	0	0	0	0	0
<b>Race</b>							
White	1,178	993	105	82	14	5	48
Black	70	42	11	19	1	0	3
Native American	115	49	24	43	1	0	4
Hispanic	43	32	2	9	0	1	1
Asian	3	3	0	0	0	1	0
<b>Presenting Problem/Diagnosis</b>							
Alcohol Abuse	76	29	51	0	0	0	2
Developmental Disorder	108	101	0	0	0	0	13
Mood Disorder	426	418	3	0	2	2	14
Non Alcohol/Drug Related Organic	4	4	0	0	0	0	0
Other Non-Psychotic	309	304	1	0	0	0	15
Other Psychotic	68	68	2	0	0	1	1
Personality Disorder	4	4	0	0	0	0	0
Schizophrenia	106	106	0	0	0	4	5
Social Conditions	248	78	8	150	14	0	3
Substance Related	107	34	75	0	0	0	3
Deferred/No Diagnosis	10	0	4	5	1	0	0
<b>Other Indicators</b>							
Deaf and Hearing Impaired	7	7	0	0	0	0	0
Dual Diagnosis	46	43	3	0	0	0	1
Homeless	57	9	9	38	0	0	2
SED (6-17)	86	81	2	0	0	0	8
SMI (If ever)	529	490	34	10	16	7	17

Notes: The same client may be counted in more than one category, e.g., clients can receive services under more than one contract source, in more than one "County of Residence," or may have multiple "Other Indicators." Please see Definition page for other considerations.

Oklahoma Department of Mental Health and Substance Abuse Services  
**Counts of Admitted Clients Served by Funding Source for Each County of Residence During FY1997**

**COUNTY OF RESIDENCE = CARTER**

	Funding Source						
	Total	Mental Health	Substance Abuse	Domestic Violence	Residential Care	Medicaid	Other
<b>Total</b>							
Unduplicated Count	949	706	146	128	0	0	92
<b>Agency Type</b>							
Community Mental Health Center	746	684	70	0	0	0	80
Domestic Violence and Sexual Assault	128	0	0	128	0	0	0
Hospital	71	71	0	0	0	0	0
Substance Abuse	93	0	92	0	0	0	12
<b>Sex</b>							
Female	504	351	47	103	0	0	58
Male	445	355	99	25	0	0	34
<b>Age</b>							
0-04	44	21	3	19	0	0	9
05-17	126	81	5	31	0	0	20
18-20	29	24	6	3	0	0	1
21-24	79	55	22	13	0	0	6
25-34	212	150	53	31	0	0	20
35-44	243	185	43	22	0	0	22
45-54	108	91	12	4	0	0	10
55-64	73	66	2	4	0	0	3
65-74	26	24	0	1	0	0	1
75-84	9	9	0	0	0	0	0
<b>Race</b>							
White	725	544	110	89	0	0	77
Black	132	98	25	17	0	0	11
Native American	74	52	12	15	0	0	3
Hispanic	20	12	1	6	0	0	1
Asian	5	2	1	2	0	0	0
<b>Presenting Problem/Diagnosis</b>							
Alcohol Abuse	77	48	57	0	0	0	1
Developmental Disorder	43	35	0	6	0	0	8
Mood Disorder	262	255	3	0	0	0	16
Non Alcohol/Drug Related Organic	16	16	1	0	0	0	0
Other Non-Psychotic	113	101	2	0	0	0	16
Other Psychotic	66	65	1	0	0	0	2
Personality Disorder	1	1	0	0	0	0	0
Schizophrenia	91	91	1	0	0	0	0
Social Conditions	223	66	6	124	0	0	37
Substance Related	109	53	84	0	0	0	12
Deferred/No Diagnosis	2	2	0	0	0	0	0
<b>Other Indicators</b>							
Deaf and Hearing Impaired	7	6	0	1	0	0	0
Dual Diagnosis	83	82	4	0	0	0	2
Homeless	54	33	8	13	0	0	1
SED (6-17)	14	13	0	0	0	0	1
SMI (If ever)	438	418	41	8	0	0	14

Notes: The same client may be counted in more than one category, e.g., clients can receive services under more than one contract source, in more than one "County of Residence," or may have multiple "Other Indicators." Please see Definition page for other considerations.

Oklahoma Department of Mental Health and Substance Abuse Services  
**Counts of Admitted Clients Served by Funding Source for Each County of Residence During FY1997**

**COUNTY OF RESIDENCE = CHEROKEE**

	Funding Source						
	Total	Mental Health	Substance Abuse	Domestic Violence	Residential Care	Medicaid	Other
<b>Total</b>							
Unduplicated Count	938	631	190	208	96	11	18
<b>Agency Type</b>							
Community Mental Health Center	652	612	145	0	0	11	11
Domestic Violence and Sexual Assault	209	0	2	208	0	0	0
Hospital	35	35	0	0	0	0	0
Other	2	0	2	0	0	0	0
Residential Care	96	0	0	0	96	0	0
Substance Abuse	56	0	53	0	0	0	7
<b>Sex</b>							
Female	532	349	65	157	41	8	13
Male	406	282	125	51	55	3	5
<b>Age</b>							
0-04	50	7	4	39	0	0	2
05-17	160	97	8	63	0	0	5
18-20	19	11	2	8	0	0	0
21-24	61	43	14	13	5	2	0
25-34	208	125	54	45	19	2	4
35-44	234	174	66	30	33	2	3
45-54	135	110	32	9	24	3	4
55-64	52	45	7	1	10	2	0
65-74	18	18	3	0	5	0	0
75-84	1	1	0	0	0	0	0
<b>Race</b>							
White	689	484	140	132	77	9	10
Black	23	18	5	2	7	1	1
Native American	223	124	49	64	11	1	7
Hispanic	16	7	0	9	1	0	0
Asian	3	1	0	2	0	0	0
<b>Presenting Problem/Diagnosis</b>							
Alcohol Abuse	65	28	54	1	0	0	1
Developmental Disorder	22	18	1	0	3	0	1
Mood Disorder	311	296	36	0	7	3	7
Non Alcohol/Drug Related Organic	4	4	1	0	0	1	0
Other Non-Psychotic	81	80	7	0	0	0	2
Other Psychotic	124	63	12	0	69	3	0
Personality Disorder	7	7	2	0	0	0	0
Schizophrenia	96	96	19	0	0	2	1
Social Conditions	238	16	5	203	15	1	2
Substance Related	73	34	62	0	0	1	4
Deferred/No Diagnosis	8	0	2	4	2	0	0
<b>Other Indicators</b>							
Deaf and Hearing Impaired	17	10	12	0	0	1	0
Dual Diagnosis	69	66	35	0	0	0	0
Homeless	117	18	16	90	1	0	4
SED (6-17)	59	57	4	0	0	0	1
SMI (If ever)	461	394	86	28	95	9	8

Notes: The same client may be counted in more than one category, e.g., clients can receive services under more than one contract source, in more than one "County of Residence," or may have multiple "Other Indicators." Please see Definition page for other considerations.



Oklahoma Department of Mental Health and Substance Abuse Services  
**Counts of Admitted Clients Served by Funding Source for Each County of Residence During FY1997**  
**COUNTY OF RESIDENCE = CHOCTAW**

	Funding Source						
	Total	Mental Health	Substance Abuse	Domestic Violence	Residential Care	Medicaid	Other
<b>Total</b>							
Unduplicated Count	431	201	164	82	1	1	21
<b>Agency Type</b>							
Community Mental Health Center	200	199	5	0	0	1	0
Domestic Violence and Sexual Assault	82	0	1	82	0	0	0
Hospital	5	5	0	0	0	0	0
Residential Care	1	0	0	0	1	0	0
Substance Abuse	164	0	160	0	0	0	21
<b>Sex</b>							
Female	208	101	59	55	0	1	10
Male	223	100	105	27	1	0	11
<b>Age</b>							
0-04	18	4	3	12	0	0	1
05-17	61	36	17	8	0	0	3
18-20	24	8	11	5	0	0	0
21-24	34	8	14	14	0	0	2
25-34	95	34	45	23	0	0	5
35-44	106	46	49	13	1	0	5
45-54	53	37	16	4	0	1	4
55-64	29	19	9	1	0	0	1
65-74	5	5	0	0	0	0	0
75-84	6	4	0	2	0	0	0
<b>Race</b>							
White	294	145	110	47	1	1	14
Black	75	36	27	17	0	0	6
Native American	61	17	28	17	0	0	1
Hispanic	6	3	2	1	0	0	0
<b>Presenting Problem/Diagnosis</b>							
Alcohol Abuse	72	9	63	1	0	0	9
Developmental Disorder	53	15	0	38	0	0	0
Mood Disorder	75	74	0	0	1	1	0
Non Alcohol/Drug Related Organic	7	7	0	0	0	0	0
Other Non-Psychotic	39	39	0	0	0	0	0
Other Psychotic	27	27	0	0	0	0	0
Personality Disorder	1	1	0	0	0	0	0
Schizophrenia	26	26	0	0	0	0	0
Social Conditions	57	2	14	41	0	0	4
Substance Related	92	3	91	1	0	0	8
Deferred/No Diagnosis	1	0	0	1	0	0	0
<b>Other Indicators</b>							
Deaf and Hearing Impaired	1	1	0	0	0	0	0
Dual Diagnosis	13	13	0	0	0	0	0
Homeless	43	36	2	5	0	0	0
SED (6-17)	30	29	1	0	0	0	0
SMI (If ever)	116	102	17	2	1	1	5

Notes: The same client may be counted in more than one category, e.g., clients can receive services under more than one contract source, in more than one "County of Residence," or may have multiple "Other Indicators." Please see Definition page for other considerations.

Oklahoma Department of Mental Health and Substance Abuse Services  
 Counts of Admitted Clients Served by Funding Source for Each County of Residence During FY1997

COUNTY OF RESIDENCE = CIMARRON

	Funding Source						
	Total	Mental Health	Substance Abuse	Domestic Violence	Residential Care	Medicaid	Other
<b>Total</b>							
Unduplicated Count	35	17	17	1	1	5	1
<b>Agency Type</b>							
Community Mental Health Center	18	17	2	0	0	5	0
Domestic Violence and Sexual Assault	1	0	0	1	0	0	0
Residential Care	1	0	0	0	1	0	0
Substance Abuse	15	0	15	0	0	0	1
<b>Sex</b>							
Female	17	9	7	0	1	3	1
Male	18	8	10	1	0	2	0
<b>Age</b>							
18-20	1	0	1	0	0	0	0
21-24	4	1	3	0	0	0	1
25-34	11	4	6	1	0	3	0
35-44	6	3	4	0	0	0	0
45-54	8	6	2	0	0	1	0
55-64	4	3	0	0	1	1	0
75-84	1	0	1	0	0	0	0
<b>Race</b>							
White	30	14	15	1	1	4	1
Hispanic	5	3	2	0	0	1	0
<b>Presenting Problem/Diagnosis</b>							
Alcohol Abuse	11	1	11	0	0	0	0
Mood Disorder	4	4	0	0	0	0	0
Other Non-Psychotic	4	4	0	0	0	2	0
Other Psychotic	3	3	0	0	0	0	0
Schizophrenia	5	5	0	0	0	3	0
Social Conditions	2	0	1	0	1	0	0
Substance Related	5	0	5	0	0	0	1
Deferred/No Diagnosis	1	0	0	1	0	0	0
<b>Other Indicators</b>							
Deaf and Hearing Impaired	1	0	0	1	0	0	0
Dual Diagnosis	2	2	0	0	0	1	0
Homeless	2	0	1	0	1	0	0
SMI (If ever)	13	10	2	0	1	4	0

Oklahoma Department of Mental Health and Substance Abuse Services  
**Counts of Admitted Clients Served by Funding Source for Each County of Residence During FY1997**  
**COUNTY OF RESIDENCE = CLEVELAND**

	Funding Source						
	Total	Mental Health	Substance Abuse	Domestic Violence	Residential Care	Medicaid	Other
<b>Total</b>							
Unduplicated Count	3,259	2,042	880	257	122	5	239
<b>Agency Type</b>							
Community Mental Health Center	1,789	1,737	39	0	0	4	56
Domestic Violence and Sexual Assault	257	0	0	257	0	0	0
Hospital	186	186	0	0	0	0	0
Other	202	202	0	0	0	0	0
Residential Care	122	0	0	0	122	0	0
Substance Abuse	990	1	845	0	0	1	183
<b>Sex</b>							
Female	1,653	1,090	376	218	54	1	62
Male	1,606	952	504	39	68	4	177
<b>Age</b>							
0-04	59	31	6	24	0	0	1
05-17	555	378	144	32	0	0	28
18-20	146	76	63	7	0	0	7
21-24	211	108	78	22	4	0	18
25-34	709	393	201	84	9	2	73
35-44	877	535	263	61	40	3	66
45-54	426	298	99	21	31	0	21
55-64	169	134	22	3	23	0	9
65-74	78	70	2	2	13	0	6
75-84	25	16	2	0	2	0	9
85+	4	3	0	1	0	0	1
<b>Race</b>							
White	2,791	1,764	737	230	104	4	183
Black	214	127	48	16	9	0	35
Native American	172	89	69	7	5	1	14
Hispanic	95	55	28	6	4	0	7
Asian	14	13	1	0	0	0	0
<b>Presenting Problem/Diagnosis</b>							
Alcohol Abuse	321	51	257	3	0	0	24
Developmental Disorder	173	138	0	0	35	0	0
Mood Disorder	913	853	10	8	46	1	21
Non Alcohol/Drug Related Organic	25	24	0	0	0	0	5
Other Non-Psychotic	207	194	3	0	0	0	12
Other Psychotic	276	247	2	0	32	1	7
Personality Disorder	12	11	1	0	0	0	0
Schizophrenia	304	300	1	0	0	2	9
Social Conditions	628	215	166	241	6	0	12
Substance Related	589	53	428	0	0	1	147
Deferred/No Diagnosis	34	4	18	5	5	0	2
<b>Other Indicators</b>							
Deaf and Hearing Impaired	19	13	2	2	0	0	4
Dual Diagnosis	352	343	16	0	0	0	7
Homeless	269	101	70	108	0	0	3
SED (6-17)	209	204	5	0	0	0	4
SMI (If ever)	1,394	1,223	160	38	120	4	51

Notes: The same client may be counted in more than one category, e.g., clients can receive services under more than one contract source, in more than one "County of Residence," or may have multiple "Other Indicators." Please see Definition page for other considerations.

Oklahoma Department of Mental Health and Substance Abuse Services  
**Counts of Admitted Clients Served by Funding Source for Each County of Residence During FY1997**  
**COUNTY OF RESIDENCE = COAL**

	Funding Source						
	Total	Mental Health	Substance Abuse	Domestic Violence	Residential Care	Medicaid	
<b>Total</b>							
Unduplicated Count	203	68	84	15	1	0	57
<b>Agency Type</b>							
Community Mental Health Center	68	65	2	0	0	0	5
Domestic Violence and Sexual Assault	15	0	0	15	0	0	0
Hospital	4	4	0	0	0	0	0
Residential Care	1	0	0	0	1	0	0
Substance Abuse	127	0	83	0	0	0	53
<b>Sex</b>							
Female	114	41	40	11	0	0	38
Male	89	27	44	4	1	0	19
<b>Age</b>							
0-04	6	1	2	2	0	0	1
05-17	60	9	14	5	0	0	35
18-20	11	3	9	0	0	0	1
21-24	13	5	9	0	0	0	1
25-34	42	15	19	2	0	0	15
35-44	34	12	20	4	0	0	3
45-54	29	19	8	2	1	0	0
55-64	8	4	3	0	0	0	1
<b>Race</b>							
White	178	59	75	10	1	0	54
Black	2	1	1	0	0	0	0
Native American	23	8	8	4	0	0	3
Hispanic	1	0	0	1	0	0	0
<b>Presenting Problem/Diagnosis</b>							
Alcohol Abuse	34	3	25	0	0	0	12
Developmental Disorder	18	2	0	0	0	0	17
Mood Disorder	25	23	1	0	1	0	0
Non Alcohol/Drug Related Organic	1	1	0	0	0	0	0
Other Non-Psychotic	18	17	0	0	0	0	2
Other Psychotic	9	9	0	0	0	0	1
Schizophrenia	8	8	0	0	0	0	0
Social Conditions	60	1	27	15	0	0	19
Substance Related	39	5	32	0	0	0	7
<b>Other Indicators</b>							
Deaf and Hearing Impaired	3	1	1	1	0	0	0
Dual Diagnosis	3	3	0	0	0	0	0
Homeless	21	11	0	10	0	0	0
SED (6-17)	4	2	0	0	0	0	2
SMI (If ever)	35	31	4	1	1	0	5

Notes: The same client may be counted in more than one category, e.g., clients can receive services under more than one contract source, in more than one "County of Residence," or may have multiple "Other Indicators." Please see Definition page for other considerations.

Oklahoma Department of Mental Health and Substance Abuse Services  
**Counts of Admitted Clients Served by Funding Source for Each County of Residence During FY1997**  
**COUNTY OF RESIDENCE = COMANCHE**

	Funding Source						
	Total	Mental Health	Substance Abuse	Domestic Violence	Residential Care	Medicaid	Other
<b>Total</b>							
Unduplicated Count	1,712	1,097	413	331	48	0	69
<b>Agency Type</b>							
Community Mental Health Center	1,148	1,081	170	0	0	0	60
Domestic Violence and Sexual Assault	331	0	0	331	0	0	0
Hospital	19	19	0	0	0	0	0
Residential Care	62	19	0	0	48	0	0
Substance Abuse	268	0	264	0	0	0	9
<b>Sex</b>							
Female	941	612	130	274	25	0	22
Male	771	485	283	57	23	0	47
<b>Age</b>							
0-04	87	28	0	59	0	0	0
05-17	252	152	14	68	0	0	33
18-20	70	27	16	28	0	0	4
21-24	95	58	29	21	0	0	0
25-34	375	234	136	69	2	0	5
35-44	477	329	152	55	14	0	15
45-54	218	170	39	23	12	0	8
55-64	78	56	20	4	6	0	4
65-74	45	33	6	2	10	0	0
75-84	12	8	1	2	3	0	0
85+	3	2	0	0	1	0	0
<b>Race</b>							
White	1,070	753	254	150	35	0	38
Black	431	235	87	129	9	0	21
Native American	109	55	51	14	2	0	2
Hispanic	85	37	22	31	2	0	7
Asian	27	20	4	7	0	0	1
<b>Presenting Problem/Diagnosis</b>							
Alcohol Abuse	235	95	202	0	0	0	3
Developmental Disorder	80	66	0	0	8	0	9
Mood Disorder	369	352	12	2	8	0	12
Non Alcohol/Drug Related Organic	12	12	0	0	0	0	0
Other Non-Psychotic	181	171	5	0	0	0	11
Other Psychotic	137	131	4	0	4	0	5
Personality Disorder	5	4	0	0	0	0	1
Schizophrenia	131	131	2	0	0	0	9
Social Conditions	382	59	5	296	20	0	12
Substance Related	227	89	193	2	0	0	7
Deferred/No Diagnosis	45	8	0	31	8	0	0
<b>Other Indicators</b>							
Deaf and Hearing Impaired	3	1	0	2	0	0	0
Dual Diagnosis	41	37	6	0	0	0	3
Homeless	132	54	69	16	0	0	2
SED (6-17)	65	42	4	0	0	0	23
SMI (If ever)	443	390	55	19	41	0	19

Notes: The same client may be counted in more than one category, e.g., clients can receive services under more than one contract source, in more than one "County of Residence," or may have multiple "Other Indicators." Please see Definition page for other considerations.

Oklahoma Department of Mental Health and Substance Abuse Services  
**Counts of Admitted Clients Served by Funding Source for Each County of Residence During FY1997**  
**COUNTY OF RESIDENCE = COTTON**

	Funding Source						
	Total	Mental Health	Substance Abuse	Domestic Violence	Residential Care	Medicaid	Other
<b>Total</b>							
Unduplicated Count	111	45	49	14	1	0	9
<b>Agency Type</b>							
Community Mental Health Center	51	44	4	0	0	0	7
Domestic Violence and Sexual Assault	14	0	0	14	0	0	0
Hospital	1	1	0	0	0	0	0
Residential Care	1	0	0	0	1	0	0
Substance Abuse	48	0	47	0	0	0	2
<b>Sex</b>							
Female	44	21	10	12	1	0	2
Male	67	24	39	2	0	0	7
<b>Age</b>							
0-04	3	1	0	1	0	0	1
05-17	15	7	1	3	0	0	4
18-20	7	2	5	1	0	0	1
21-24	12	6	4	1	0	0	2
25-34	27	8	16	5	0	0	1
35-44	30	12	16	2	1	0	0
45-54	13	5	7	1	0	0	0
55-64	1	1	0	0	0	0	0
65-74	3	3	0	0	0	0	0
<b>Race</b>							
White	77	35	30	9	0	0	7
Black	10	3	7	0	0	0	1
Native American	10	4	5	1	1	0	0
Hispanic	14	3	7	4	0	0	1
<b>Presenting Problem/Diagnosis</b>							
Alcohol Abuse	26	3	25	0	0	0	0
Developmental Disorder	3	3	0	0	0	0	0
Mood Disorder	12	12	0	0	0	0	0
Other Non-Psychotic	13	13	1	0	0	0	0
Other Psychotic	4	4	0	0	0	0	1
Schizophrenia	7	7	0	0	0	0	0
Social Conditions	26	3	3	13	1	0	6
Substance Related	22	0	21	0	0	0	2
Deferred/No Diagnosis	2	0	1	1	0	0	0
<b>Other Indicators</b>							
Deaf and Hearing Impaired	2	0	0	2	0	0	0
Dual Diagnosis	1	1	0	0	0	0	0
Homeless	6	4	0	2	0	0	0
SED (6-17)	2	2	0	0	0	0	0
SMI (If ever)	23	16	6	1	1	0	1

Notes: The same client may be counted in more than one category, e.g., clients can receive services under more than one contract source, in more than one "County of Residence," or may have multiple "Other Indicators." Please see Definition page for other considerations.

Oklahoma Department of Mental Health and Substance Abuse Services  
**Counts of Admitted Clients Served by Funding Source for Each County of Residence During FY1997**  
**COUNTY OF RESIDENCE = CRAIG**

	Funding Source						
	Total	Mental Health	Substance Abuse	Domestic Violence	Residential Care	Medicaid	Other
<b>Total</b>							
Unduplicated Count	742	625	68	15	215	1	42
<b>Agency Type</b>							
Community Mental Health Center	586	573	11	0	0	1	34
Domestic Violence and Sexual Assault	15	0	0	15	0	0	0
Hospital	117	117	0	0	0	0	0
Residential Care	215	0	0	0	215	0	0
Substance Abuse	63	0	57	0	0	0	8
<b>Sex</b>							
Female	322	279	13	11	88	1	18
Male	420	346	55	4	127	0	24
<b>Age</b>							
0-04	6	3	1	1	0	0	1
05-17	74	63	1	6	0	0	5
18-20	22	18	3	1	1	0	1
21-24	26	20	7	0	3	0	1
25-34	118	94	20	5	21	0	6
35-44	197	162	22	1	53	1	10
45-54	136	116	13	1	43	0	7
55-64	83	75	1	0	49	0	7
65-74	57	51	0	0	32	0	2
75-84	22	22	0	0	12	0	2
85+	1	1	0	0	1	0	0
<b>Race</b>							
White	589	488	49	14	171	1	36
Black	57	47	4	1	25	0	1
Native American	102	83	14	0	10	0	4
Hispanic	18	10	1	0	8	0	1
Asian	2	2	0	0	1	0	0
<b>Presenting Problem/Diagnosis</b>							
Alcohol Abuse	47	8	39	0	1	0	0
Developmental Disorder	70	40	0	0	30	0	1
Mood Disorder	208	156	3	0	57	1	7
Non Alcohol/Drug Related Organic	23	23	0	0	0	0	0
Other Non-Psychotic	87	81	0	0	0	0	8
Other Psychotic	151	98	1	0	59	0	5
Personality Disorder	5	5	0	0	0	0	0
Schizophrenia	225	225	0	0	0	0	17
Social Conditions	65	6	2	15	42	0	0
Substance Related	34	9	23	0	1	0	4
Deferred/No Diagnosis	29	0	0	0	29	0	0
<b>Other Indicators</b>							
Deaf and Hearing Impaired	12	10	1	0	1	0	0
Dual Diagnosis	93	92	1	0	0	0	4
Homeless	47	13	8	6	20	0	0
SED (6-17)	35	35	0	0	0	0	0
SMI (If ever)	541	495	17	2	215	1	32

Notes: The same client may be counted in more than one category, e.g., clients can receive services under more than one contract source, in more than one "County of Residence," or may have multiple "Other Indicators." Please see Definition page for other considerations.

Oklahoma Department of Mental Health and Substance Abuse Services  
**Counts of Admitted Clients Served by Funding Source for Each County of Residence During FY1997**  
**COUNTY OF RESIDENCE = CREEK**

	Funding Source						
	Total	Mental Health	Substance Abuse	Domestic Violence	Residential Care	Medicaid	Other
<b>Total</b>							
Unduplicated Count	840	541	253	75	2	3	20
<b>Agency Type</b>							
Community Mental Health Center	496	477	29	0	0	1	7
Domestic Violence and Sexual Assault	93	0	21	75	0	0	3
Hospital	99	99	0	0	0	0	0
Other	8	0	8	0	0	0	0
Residential Care	2	0	0	0	2	0	0
Substance Abuse	201	1	196	0	0	2	10
<b>Sex</b>							
Female	381	272	68	54	1	2	9
Male	459	269	185	21	1	1	11
<b>Age</b>							
0-04	15	1	1	11	0	0	3
05-17	77	50	12	14	0	2	4
18-20	21	16	7	1	0	0	0
21-24	58	31	24	7	0	0	0
25-34	190	103	77	20	0	1	7
35-44	251	149	91	17	0	0	6
45-54	119	94	26	4	0	0	0
55-64	66	56	12	1	0	0	0
65-74	25	24	1	0	1	0	0
75-84	12	11	1	0	1	0	0
85+	6	6	1	0	0	0	0
<b>Race</b>							
White	702	462	193	62	2	3	15
Black	58	40	17	3	0	0	2
Native American	82	35	40	8	0	0	3
Hispanic	11	8	3	2	0	0	0
Asian	1	1	0	0	0	0	0
<b>Presenting Problem/Diagnosis</b>							
Alcohol Abuse	126	11	116	0	0	0	2
Developmental Disorder	20	19	0	0	0	0	1
Mood Disorder	299	291	18	0	1	0	3
Non Alcohol/Drug Related Organic	13	13	0	0	0	0	0
Other Non-Psychotic	58	57	1	0	0	0	0
Other Psychotic	59	58	2	0	1	0	0
Personality Disorder	4	4	0	0	0	0	0
Schizophrenia	96	96	2	0	0	0	0
Social Conditions	95	4	16	75	0	1	8
Substance Related	107	8	96	0	0	1	6
Deferred/No Diagnosis	7	0	6	0	0	1	0
<b>Other Indicators</b>							
Deaf and Hearing Impaired	2	2	0	0	0	0	0
Dual Diagnosis	81	70	14	0	0	0	2
Homeless	49	14	18	17	0	0	0
SED (6-17)	43	41	0	0	0	1	2
SMI (If ever)	417	384	49	6	2	0	4

Notes: The same client may be counted in more than one category, e.g., clients can receive services under more than one contract source, in more than one "County of Residence," or may have multiple "Other Indicators." Please see Definition page for other considerations.



Oklahoma Department of Mental Health and Substance Abuse Services  
**Counts of Admitted Clients Served by Funding Source for Each County of Residence During FY1997**

**COUNTY OF RESIDENCE = CUSTER**

	Funding Source						
	Total	Mental Health	Substance Abuse	Domestic Violence	Residential Care	Medicaid	Other
<b>Total</b>							
Unduplicated Count	756	600	95	78	0	0	41
<b>Agency Type</b>							
Community Mental Health Center	627	595	19	0	0	0	37
Domestic Violence and Sexual Assault	79	0	1	78	0	0	0
Hospital	15	15	0	0	0	0	0
Substance Abuse	77	1	76	0	0	0	4
<b>Sex</b>							
Female	376	314	20	48	0	0	22
Male	380	286	75	30	0	0	19
<b>Age</b>							
0-04	33	8	1	15	0	0	9
05-17	134	101	4	20	0	0	24
18-20	49	38	8	6	0	0	0
21-24	64	49	11	9	0	0	0
25-34	161	134	20	18	0	0	4
35-44	165	137	29	8	0	0	3
45-54	82	70	17	1	0	0	0
55-64	43	38	5	1	0	0	1
65-74	14	14	0	0	0	0	0
75-84	9	9	0	0	0	0	0
85+	2	2	0	0	0	0	0
<b>Race</b>							
White	597	491	63	52	0	0	31
Black	53	39	8	10	0	0	3
Native American	55	36	17	6	0	0	2
Hispanic	50	33	7	9	0	0	5
Asian	3	2	0	1	0	0	0
<b>Presenting Problem/Diagnosis</b>							
Alcohol Abuse	77	38	43	0	0	0	3
Developmental Disorder	36	34	0	0	0	0	2
Mood Disorder	255	255	1	1	0	0	3
Non Alcohol/Drug Related Organic	10	10	0	0	0	0	0
Other Non-Psychotic	151	147	0	0	0	0	12
Other Psychotic	25	25	1	0	0	0	0
Personality Disorder	15	15	0	0	0	0	0
Schizophrenia	45	45	0	0	0	0	0
Social Conditions	129	35	3	77	0	0	19
Substance Related	72	30	47	0	0	0	2
Deferred/No Diagnosis	3	2	1	0	0	0	0
<b>Other Indicators</b>							
Deaf and Hearing Impaired	8	6	3	0	0	0	0
Dual Diagnosis	74	74	1	0	0	0	1
Homeless	61	27	27	9	0	0	0
SED (6-17)	81	72	2	0	0	0	15
SMI (If ever)	356	340	33	6	0	0	5

Notes: The same client may be counted in more than one category, e.g., clients can receive services under more than one contract source, in more than one "County of Residence," or may have multiple "Other Indicators." Please see Definition page for other considerations.

Oklahoma Department of Mental Health and Substance Abuse Services  
**Counts of Admitted Clients Served by Funding Source for Each County of Residence During FY1997**  
**COUNTY OF RESIDENCE = DELAWARE**

	Funding Source						
	Total	Mental Health	Substance Abuse	Domestic Violence	Residential Care	Medicaid	Other
<b>Total</b>							
Unduplicated Count	683	461	129	55	14	0	87
<b>Agency Type</b>							
Community Mental Health Center	463	444	12	0	0	0	35
Domestic Violence and Sexual Assault	55	0	1	55	0	0	0
Hospital	29	29	0	0	0	0	0
Other	2	0	2	0	0	0	0
Residential Care	14	0	0	0	14	0	0
Substance Abuse	158	1	115	0	0	0	52
<b>Sex</b>							
Female	342	253	48	36	1	0	44
Male	341	208	81	19	13	0	43
<b>Age</b>							
0-04	26	11	0	13	0	0	5
05-17	230	183	13	19	0	0	33
18-20	23	13	5	3	0	0	3
21-24	37	22	13	4	0	0	1
25-34	126	72	47	8	0	0	13
35-44	114	64	36	8	4	0	13
45-54	61	45	8	0	6	0	9
55-64	29	20	5	0	2	0	6
65-74	26	21	1	0	1	0	4
75-84	10	9	1	0	1	0	0
85+	1	1	0	0	0	0	0
<b>Race</b>							
White	520	351	97	43	13	0	62
Black	4	2	0	0	1	0	1
Native American	147	101	29	8	0	0	22
Hispanic	17	8	3	5	0	0	2
Asian	1	1	0	0	0	0	0
<b>Presenting Problem/Diagnosis</b>							
Alcohol Abuse	67	7	57	0	1	0	5
Developmental Disorder	84	73	2	0	1	0	15
Mood Disorder	212	194	12	0	4	0	13
Non Alcohol/Drug Related Organic	7	7	0	0	0	0	0
Other Non-Psychotic	159	121	12	0	0	0	41
Other Psychotic	16	16	0	0	0	0	0
Personality Disorder	5	4	1	0	0	0	0
Schizophrenia	31	31	0	0	0	0	4
Social Conditions	79	9	4	55	8	0	6
Substance Related	45	6	39	0	0	0	3
Deferred/No Diagnosis	3	0	3	0	0	0	0
<b>Other Indicators</b>							
Deaf and Hearing Impaired	7	2	5	0	0	0	0
Dual Diagnosis	40	34	5	0	0	0	3
Homeless	45	6	3	36	0	0	0
SED (6-17)	70	65	0	0	0	0	8
SMI (If ever)	189	164	14	3	14	0	18

Notes: The same client may be counted in more than one category, e.g., clients can receive services under more than one contract source, in more than one "County of Residence," or may have multiple "Other Indicators." Please see Definition page for other considerations.

Oklahoma Department of Mental Health and Substance Abuse Services  
**Counts of Admitted Clients Served by Funding Source for Each County of Residence During FY1997**

**COUNTY OF RESIDENCE = DEWEY**

	Funding Source						
	Total	Mental Health	Substance Abuse	Domestic Violence	Residential Care	Medicaid	Other
<b>Total</b>							
Unduplicated Count	108	70	15	20	6	7	1
<b>Agency Type</b>							
Community Mental Health Center	57	55	5	0	0	7	1
Domestic Violence and Sexual Assault	20	0	0	20	0	0	0
Hospital	15	15	0	0	0	0	0
Residential Care	6	0	0	0	6	0	0
Substance Abuse	10	0	10	0	0	0	0
<b>Sex</b>							
Female	56	36	3	15	2	2	0
Male	52	34	12	5	4	5	1
<b>Age</b>							
0-04	3	0	0	3	0	0	0
05-17	16	12	0	4	0	1	0
18-20	3	2	1	0	0	0	0
21-24	4	2	1	1	0	1	0
25-34	23	15	5	4	0	0	0
35-44	29	19	5	5	1	1	0
45-54	16	10	3	2	2	2	1
55-64	7	4	0	1	2	0	0
65-74	6	5	0	0	1	2	0
75-84	1	1	0	0	0	0	0
<b>Race</b>							
White	92	64	9	17	5	7	0
Black	2	1	0	0	1	0	1
Native American	10	4	4	2	0	0	0
Hispanic	3	1	1	1	0	0	0
Asian	1	0	1	0	0	0	0
<b>Presenting Problem/Diagnosis</b>							
Alcohol Abuse	15	6	11	0	1	0	0
Developmental Disorder	1	0	0	1	0	0	0
Mood Disorder	31	30	0	0	1	3	0
Non Alcohol/Drug Related Organic	2	2	0	0	0	0	0
Other Non-Psychotic	15	15	0	0	0	1	0
Other Psychotic	4	3	0	0	1	0	0
Personality Disorder	1	1	0	0	0	0	0
Schizophrenia	8	8	0	0	0	1	1
Social Conditions	28	6	0	19	3	2	0
Substance Related	4	0	4	0	0	0	0
<b>Other Indicators</b>							
Dual Diagnosis	8	8	0	0	0	1	0
Homeless	6	2	0	4	0	0	0
SED (6-17)	3	3	0	0	0	0	0
SMI (If ever)	48	38	0	4	6	2	1

Notes: The same client may be counted in more than one category, e.g., clients can receive services under more than one contract source, in more than one "County of Residence," or may have multiple "Other Indicators." Please see Definition page for other considerations.

Oklahoma Department of Mental Health and Substance Abuse Services  
 Counts of Admitted Clients Served by Funding Source for Each County of Residence During FY1997

COUNTY OF RESIDENCE = ELLIS

	Funding Source						
	Total	Mental Health	Substance Abuse	Domestic Violence	Residential Care	Medicaid	Other
<b>Total</b>							
Unduplicated Count	63	53	7	5	0	16	0
<b>Agency Type</b>							
Community Mental Health Center	55	52	5	0	0	16	0
Domestic Violence and Sexual Assault	5	0	0	5	0	0	0
Hospital	2	2	0	0	0	0	0
Substance Abuse	3	0	3	0	0	0	0
<b>Sex</b>							
Female	31	27	0	4	0	6	0
Male	32	26	7	1	0	10	0
<b>Age</b>							
05-17	9	9	0	0	0	5	0
18-20	3	2	0	1	0	1	0
21-24	9	4	3	2	0	1	0
25-34	11	9	1	1	0	3	0
35-44	15	14	0	1	0	2	0
45-54	7	6	1	0	0	0	0
55-64	5	5	2	0	0	2	0
65-74	3	3	0	0	0	1	0
85+	1	1	0	0	0	1	0
<b>Race</b>							
White	61	52	6	5	0	15	0
Black	1	0	1	0	0	0	0
Native American	1	1	0	0	0	1	0
<b>Presenting Problem/Diagnosis</b>							
Alcohol Abuse	7	3	6	0	0	0	0
Developmental Disorder	1	1	0	0	0	1	0
Mood Disorder	24	24	0	0	0	5	0
Other Non-Psychotic	11	11	0	0	0	1	0
Other Psychotic	1	1	0	0	0	0	0
Personality Disorder	1	1	0	0	0	1	0
Schizophrenia	3	3	0	0	0	3	0
Social Conditions	12	7	0	5	0	4	0
Substance Related	3	2	1	0	0	0	0
Deferred/No Diagnosis	1	1	0	0	0	1	0
<b>Other Indicators</b>							
Dual Diagnosis	4	4	0	0	0	1	0
Homeless	2	2	0	0	0	0	0
SED (6-17)	2	2	0	0	0	1	0
SMI (If ever)	25	25	2	0	0	10	0

Notes: The same client may be counted in more than one category, e.g., clients can receive services under more than one contract source, in more than one "County of Residence," or may have multiple "Other Indicators." Please see Definition page for other considerations.

Oklahoma Department of Mental Health and Substance Abuse Services  
**Counts of Admitted Clients Served by Funding Source for Each County of Residence During FY1997**  
**COUNTY OF RESIDENCE = GARFIELD**

	Funding Source						
	Total	Mental Health	Substance Abuse	Domestic Violence	Residential Care	Medicaid	Other
<b>Total</b>							
Unduplicated Count	1,451	859	291	278	1	12	267
<b>Agency Type</b>							
Community Mental Health Center	892	852	177	0	0	3	31
Domestic Violence and Sexual Assault	279	0	1	278	0	0	0
Hospital	13	13	0	0	0	0	0
Residential Care	1	0	0	0	1	0	0
Substance Abuse	353	0	131	0	0	9	236
<b>Sex</b>							
Female	755	468	94	203	0	6	105
Male	696	391	197	75	1	6	162
<b>Age</b>							
0-04	66	16	4	47	0	1	3
05-17	358	253	18	70	0	8	43
18-20	77	52	23	10	0	0	10
21-24	96	58	19	23	0	1	16
25-34	306	165	83	62	0	1	70
35-44	320	166	100	43	0	1	82
45-54	147	86	33	18	0	0	34
55-64	57	41	10	5	0	0	9
65-74	19	17	1	0	1	0	0
75-84	5	5	0	0	0	0	0
<b>Race</b>							
White	1,185	732	236	208	0	6	209
Black	144	65	31	43	1	0	33
Native American	55	18	14	10	0	4	19
Hispanic	68	44	11	15	0	2	4
Asian	8	3	1	2	0	0	2
<b>Presenting Problem/Diagnosis</b>							
Alcohol Abuse	177	60	108	1	0	2	47
Developmental Disorder	153	134	1	0	0	1	20
Mood Disorder	342	271	30	17	0	2	63
Non Alcohol/Drug Related Organic	9	8	0	0	0	0	2
Other Non-Psychotic	186	165	15	0	0	4	21
Other Psychotic	56	46	8	1	1	0	13
Personality Disorder	39	37	5	0	0	0	2
Schizophrenia	75	75	13	0	0	1	10
Social Conditions	277	31	5	217	0	1	33
Substance Related	165	54	106	5	0	0	50
Deferred/No Diagnosis	53	1	8	38	0	1	6
<b>Other Indicators</b>							
Deaf and Hearing Impaired	8	4	1	2	0	0	1
Dual Diagnosis	64	59	29	0	0	0	9
Homeless	121	28	20	76	0	0	8
SED (6-17)	203	199	9	0	0	2	2
SMI (If ever)	605	500	143	38	1	2	97

Notes: The same client may be counted in more than one category, e.g., clients can receive services under more than one contract source, in more than one "County of Residence," or may have multiple "Other Indicators." Please see Definition page for other considerations.

Oklahoma Department of Mental Health and Substance Abuse Services  
**Counts of Admitted Clients Served by Funding Source for Each County of Residence During FY1997**

**COUNTY OF RESIDENCE = GARVIN**

	Funding Source						
	Total	Mental Health	Substance Abuse	Domestic Violence	Residential Care	Medicaid	Other
<b>Total</b>							
Unduplicated Count	621	543	59	20	0	2	61
<b>Agency Type</b>							
Community Mental Health Center	561	529	21	0	0	0	58
Domestic Violence and Sexual Assault	20	0	0	20	0	0	0
Hospital	41	41	0	0	0	0	0
Substance Abuse	44	0	43	0	0	2	3
<b>Sex</b>							
Female	308	276	14	15	0	2	28
Male	313	267	45	5	0	0	33
<b>Age</b>							
0-04	32	24	0	1	0	0	8
05-17	143	121	2	1	0	0	36
18-20	30	27	5	0	0	0	1
21-24	38	32	5	3	0	0	1
25-34	115	105	18	4	0	1	10
35-44	134	114	21	6	0	1	3
45-54	72	64	6	5	0	0	1
55-64	40	39	2	0	0	0	1
65-74	9	9	0	0	0	0	0
75-84	8	8	0	0	0	0	0
<b>Race</b>							
White	538	468	52	20	0	2	54
Black	33	28	4	0	0	0	3
Native American	41	39	3	0	0	0	0
Hispanic	12	9	0	0	0	0	4
Asian	2	2	0	0	0	0	0
<b>Presenting Problem/Diagnosis</b>							
Alcohol Abuse	53	33	34	0	0	1	4
Developmental Disorder	71	56	0	0	0	0	22
Mood Disorder	155	153	2	0	0	0	9
Non Alcohol/Drug Related Organic	5	5	0	0	0	0	0
Other Non-Psychotic	144	133	1	0	0	0	16
Other Psychotic	34	34	0	0	0	0	0
Personality Disorder	4	4	0	0	0	0	0
Schizophrenia	34	34	0	0	0	0	0
Social Conditions	102	72	3	20	0	0	9
Substance Related	40	29	20	0	0	1	1
<b>Other Indicators</b>							
Deaf and Hearing Impaired	2	2	1	0	0	0	0
Dual Diagnosis	46	46	1	0	0	0	0
Homeless	27	16	5	8	0	0	0
SED (6-17)	11	10	0	0	0	0	1
SMI (If ever)	241	235	15	4	0	2	11

Notes: The same client may be counted in more than one category, e.g., clients can receive services under more than one contract source, in more than one "County of Residence," or may have multiple "Other Indicators." Please see Definition page for other considerations.

Oklahoma Department of Mental Health and Substance Abuse Services  
 Counts of Admitted Clients Served by Funding Source for Each County of Residence During FY1997

**COUNTY OF RESIDENCE = GRADY**

	Funding Source						
	Total	Mental Health	Substance Abuse	Domestic Violence	Residential Care	Medicaid	Other
<b>Total</b>							
Unduplicated Count	1,280	857	243	223	1	29	19
<b>Agency Type</b>							
Community Mental Health Center	840	829	7	0	0	3	12
Domestic Violence and Sexual Assault	223	0	0	223	0	0	0
Hospital	73	73	0	0	0	0	0
Other	1	1	0	0	0	0	0
Residential Care	1	0	0	0	1	0	0
Substance Abuse	250	0	236	0	0	26	7
<b>Sex</b>							
Female	692	451	102	173	0	17	8
Male	588	406	141	50	1	12	11
<b>Age</b>							
0-04	49	10	1	38	0	1	2
05-17	324	175	95	56	0	23	7
18-20	51	29	8	14	0	1	1
21-24	78	50	11	20	0	2	1
25-34	257	187	42	50	0	0	3
35-44	309	229	60	35	0	1	4
45-54	145	115	23	7	0	1	1
55-64	44	41	2	2	1	0	0
65-74	15	13	1	1	0	0	0
75-84	5	5	0	0	0	0	0
85+	3	3	0	0	0	0	0
<b>Race</b>							
White	1,113	745	207	199	1	26	17
Black	86	56	18	12	0	2	2
Native American	44	31	10	3	0	1	0
Hispanic	39	27	5	7	0	0	0
Asian	7	2	3	2	0	0	0
<b>Presenting Problem/Diagnosis</b>							
Alcohol Abuse	90	28	66	0	0	0	3
Developmental Disorder	66	64	0	0	0	0	5
Mood Disorder	348	346	1	0	0	3	2
Non Alcohol/Drug Related Organic	9	9	0	0	0	0	0
Other Non-Psychotic	260	259	0	0	0	0	3
Other Psychotic	64	64	0	0	0	0	0
Personality Disorder	11	11	0	0	0	0	0
Schizophrenia	53	53	0	0	0	0	1
Social Conditions	361	31	109	211	1	26	2
Substance Related	86	20	68	0	0	0	3
Deferred/No Diagnosis	13	0	1	12	0	0	0
<b>Other Indicators</b>							
Deaf and Hearing Impaired	12	6	2	3	0	2	0
Dual Diagnosis	66	66	0	0	0	0	0
Homeless	61	34	12	15	0	0	1
SED (6-17)	96	93	3	0	0	1	2
SMI (If ever)	461	435	25	22	1	2	5

Notes: The same client may be counted in more than one category, e.g., clients can receive services under more than one contract source, in more than one "County of Residence," or may have multiple "Other Indicators." Please see Definition page for other considerations.

Oklahoma Department of Mental Health and Substance Abuse Services  
**Counts of Admitted Clients Served by Funding Source for Each County of Residence During FY1997**  
**COUNTY OF RESIDENCE = GRANT**

	Funding Source						
	Total	Mental Health	Substance Abuse	Domestic Violence	Residential Care	Medicaid	Other
<b>Total</b>							
Unduplicated Count	65	47	8	7	0	0	8
<b>Agency Type</b>							
Community Mental Health Center	47	46	4	0	0	0	2
Domestic Violence and Sexual Assault	7	0	0	7	0	0	0
Hospital	1	1	0	0	0	0	0
Substance Abuse	10	0	4	0	0	0	6
<b>Sex</b>							
Female	29	20	2	5	0	0	4
Male	36	27	6	2	0	0	4
<b>Age</b>							
05-17	5	2	0	3	0	0	0
18-20	3	2	0	0	0	0	1
21-24	3	2	0	0	0	0	1
25-34	12	7	5	2	0	0	3
35-44	11	6	3	1	0	0	1
45-54	10	7	0	1	0	0	2
55-64	8	8	0	0	0	0	0
65-74	5	5	0	0	0	0	0
75-84	7	7	0	0	0	0	0
85+	1	1	0	0	0	0	0
<b>Race</b>							
White	63	46	8	7	0	0	7
Native American	2	1	0	0	0	0	1
<b>Presenting Problem/Diagnosis</b>							
Alcohol Abuse	9	4	3	1	0	0	1
Developmental Disorder	11	11	0	0	0	0	0
Mood Disorder	14	11	2	1	0	0	1
Non Alcohol/Drug Related Organic	1	1	0	0	0	0	0
Other Non-Psychotic	6	6	1	0	0	0	1
Other Psychotic	3	3	1	0	0	0	1
Personality Disorder	2	2	0	0	0	0	0
Schizophrenia	9	9	0	0	0	0	0
Social Conditions	7	0	0	5	0	0	2
Substance Related	2	0	1	0	0	0	1
Deferred/No Diagnosis	1	0	0	0	0	0	1
<b>Other Indicators</b>							
Dual Diagnosis	1	0	1	0	0	0	0
Homeless	2	0	0	2	0	0	0
SED (6-17)	2	2	0	0	0	0	0
SMI (If ever)	38	37	1	0	0	0	2

Notes: The same client may be counted in more than one category, e.g., clients can receive services under more than one contract source, in more than one "County of Residence," or may have multiple "Other Indicators." Please see Definition page for other considerations.



Oklahoma Department of Mental Health and Substance Abuse Services  
**Counts of Admitted Clients Served by Funding Source for Each County of Residence During FY1997**  
**COUNTY OF RESIDENCE = GREER**

	Funding Source						
	Total	Mental Health	Substance Abuse	Domestic Violence	Residential Care	Medicaid	Other
<b>Total</b>							
Unduplicated Count	166	116	53	5	0	1	0
<b>Agency Type</b>							
Community Mental Health Center	123	113	10	0	0	0	0
Domestic Violence and Sexual Assault	5	0	0	5	0	0	0
Hospital	4	4	0	0	0	0	0
Substance Abuse	44	0	43	0	0	1	0
<b>Sex</b>							
Female	77	63	14	3	0	1	0
Male	89	53	39	2	0	0	0
<b>Age</b>							
05-17	27	25	1	2	0	0	0
18-20	8	3	5	0	0	0	0
21-24	14	8	6	0	0	0	0
25-34	35	24	13	0	0	1	0
35-44	35	20	14	3	0	0	0
45-54	24	20	6	0	0	0	0
55-64	14	11	4	0	0	0	0
65-74	5	3	2	0	0	0	0
75-84	4	2	2	0	0	0	0
<b>Race</b>							
White	137	92	45	5	0	1	0
Black	13	10	6	0	0	0	0
Native American	2	0	2	0	0	0	0
Hispanic	14	14	0	0	0	0	0
<b>Presenting Problem/Diagnosis</b>							
Alcohol Abuse	38	7	32	0	0	0	0
Developmental Disorder	8	8	0	0	0	0	0
Mood Disorder	48	48	0	0	0	0	0
Other Non-Psychotic	24	24	0	0	0	0	0
Other Psychotic	5	5	0	0	0	0	0
Personality Disorder	1	1	0	0	0	0	0
Schizophrenia	7	7	0	0	0	0	0
Social Conditions	17	12	1	5	0	0	0
Substance Related	29	7	21	0	0	1	0
<b>Other Indicators</b>							
Deaf and Hearing Impaired	1	1	0	0	0	0	0
Dual Diagnosis	9	9	0	0	0	0	0
Homeless	2	1	1	0	0	0	0
SED (6-17)	17	17	0	0	0	0	0
SMI (If ever)	56	55	5	0	0	0	0

Notes: The same client may be counted in more than one category, e.g., clients can receive services under more than one contract source, in more than one "County of Residence," or may have multiple "Other Indicators." Please see Definition page for other considerations.

Oklahoma Department of Mental Health and Substance Abuse Services  
**Counts of Admitted Clients Served by Funding Source for Each County of Residence During FY1997**

**COUNTY OF RESIDENCE = HARMON**

	Funding Source						
	Total	Mental Health	Substance Abuse	Domestic Violence	Residential Care	Medicaid	Other
<b>Total</b>							
Unduplicated Count	49	18	17	17	0	0	0
<b>Agency Type</b>							
Community Mental Health Center	18	17	2	0	0	0	0
Domestic Violence and Sexual Assault	17	0	0	17	0	0	0
Hospital	1	1	0	0	0	0	0
Substance Abuse	15	0	15	0	0	0	0
<b>Sex</b>							
Female	29	12	7	11	0	0	0
Male	20	6	10	6	0	0	0
<b>Age</b>							
0-04	2	0	0	2	0	0	0
05-17	6	1	0	5	0	0	0
18-20	1	0	0	1	0	0	0
21-24	6	2	2	2	0	0	0
25-34	15	5	7	4	0	0	0
35-44	11	6	5	1	0	0	0
45-54	4	2	2	1	0	0	0
55-64	2	1	0	1	0	0	0
65-74	2	1	1	0	0	0	0
<b>Race</b>							
White	29	11	13	7	0	0	0
Black	8	4	3	2	0	0	0
Native American	2	1	0	1	0	0	0
Hispanic	10	2	1	7	0	0	0
<b>Presenting Problem/Diagnosis</b>							
Alcohol Abuse	6	3	4	0	0	0	0
Mood Disorder	8	8	0	0	0	0	0
Other Non-Psychotic	3	3	0	0	0	0	0
Other Psychotic	4	4	1	0	0	0	0
Social Conditions	18	0	1	17	0	0	0
Substance Related	11	0	11	0	0	0	0
<b>Other Indicators</b>							
Dual Diagnosis	1	1	0	0	0	0	0
Homeless	2	2	1	0	0	0	0
SED (6-17)	1	1	0	0	0	0	0
SMI (If ever)	7	7	1	0	0	0	0

Notes: The same client may be counted in more than one category, e.g., clients can receive services under more than one contract source, in more than one "County of Residence," or may have multiple "Other Indicators." Please see Definition page for other considerations.

Oklahoma Department of Mental Health and Substance Abuse Services  
**Counts of Admitted Clients Served by Funding Source for Each County of Residence During FY1997**

**COUNTY OF RESIDENCE = HARPER**

	Funding Source						
	Total	Mental Health	Substance Abuse	Domestic Violence	Residential Care	Medicaid	Other
<b>Total</b>							
Unduplicated Count	71	48	7	8	0	27	1
<b>Agency Type</b>							
Community Mental Health Center	58	47	1	0	0	27	0
Domestic Violence and Sexual Assault	8	0	0	8	0	0	0
Hospital	1	1	0	0	0	0	0
Substance Abuse	8	0	7	0	0	0	1
<b>Sex</b>							
Female	38	25	4	6	0	13	0
Male	33	23	3	2	0	14	1
<b>Age</b>							
0-04	1	0	0	1	0	0	0
05-17	9	5	0	2	0	1	1
18-20	2	1	0	1	0	0	0
21-24	6	4	1	1	0	0	0
25-34	9	6	4	0	0	1	0
35-44	16	12	1	3	0	4	0
45-54	9	8	1	0	0	3	0
55-64	13	9	0	0	0	13	0
65-74	2	0	0	0	0	2	0
75-84	2	2	0	0	0	2	0
85+	2	1	0	0	0	1	0
<b>Race</b>							
White	66	46	7	5	0	26	1
Black	3	1	0	2	0	1	0
Hispanic	1	0	0	1	0	0	0
Asian	1	1	0	0	0	0	0
<b>Presenting Problem/Diagnosis</b>							
Alcohol Abuse	7	4	5	0	0	0	0
Developmental Disorder	4	2	0	0	0	2	0
Mood Disorder	17	16	0	0	0	7	0
Non Alcohol/Drug Related Organic	3	2	0	0	0	2	0
Other Non-Psychotic	9	9	0	0	0	2	0
Other Psychotic	7	4	0	0	0	6	0
Schizophrenia	7	4	0	0	0	6	0
Social Conditions	14	6	0	7	0	2	0
Substance Related	3	1	2	0	0	0	1
Deferred/No Diagnosis	1	0	0	1	0	0	0
<b>Other Indicators</b>							
Deaf and Hearing Impaired	2	1	0	0	0	1	0
Dual Diagnosis	5	4	0	0	0	3	0
Homeless	2	1	2	0	0	0	0
SED (6-17)	2	1	0	0	0	0	1
SMI (If ever)	36	25	2	0	0	25	0

Notes: The same client may be counted in more than one category, e.g., clients can receive services under more than one contract source, in more than one "County of Residence," or may have multiple "Other Indicators." Please see Definition page for other considerations.

Oklahoma Department of Mental Health and Substance Abuse Services  
**Counts of Admitted Clients Served by Funding Source for Each County of Residence During FY1997**

**COUNTY OF RESIDENCE = HASKELL**

	Funding Source						
	Total	Mental Health	Substance Abuse	Domestic Violence	Residential Care	Medicaid	Other
<b>Total</b>							
Unduplicated Count	189	152	29	6	1	0	8
<b>Agency Type</b>							
Community Mental Health Center	154	149	1	0	0	0	5
Domestic Violence and Sexual Assault	6	2	0	6	0	0	0
Hospital	1	1	0	0	0	0	0
Other	1	0	1	0	0	0	0
Residential Care	1	0	0	0	1	0	0
Substance Abuse	28	0	27	0	0	0	3
<b>Sex</b>							
Female	113	96	11	6	0	0	5
Male	76	56	18	0	1	0	3
<b>Age</b>							
0-04	3	0	2	1	0	0	0
05-17	15	8	3	0	0	0	4
18-20	7	6	1	0	0	0	0
21-24	9	4	4	1	0	0	1
25-34	33	27	6	1	0	0	0
35-44	56	48	8	2	0	0	0
45-54	36	32	4	0	0	0	1
55-64	17	15	1	1	0	0	2
65-74	8	7	0	0	1	0	0
75-84	5	5	0	0	0	0	0
<b>Race</b>							
White	171	141	26	5	1	0	3
Black	4	0	0	0	0	0	4
Native American	13	9	3	1	0	0	1
Hispanic	2	2	0	0	0	0	0
<b>Presenting Problem/Diagnosis</b>							
Alcohol Abuse	21	9	13	0	0	0	1
Developmental Disorder	5	2	0	0	1	0	2
Mood Disorder	72	71	0	0	0	0	2
Non Alcohol/Drug Related Organic	4	4	0	0	0	0	0
Other Non-Psychotic	29	27	0	0	0	0	2
Other Psychotic	10	10	0	0	0	0	0
Personality Disorder	2	2	0	0	0	0	0
Schizophrenia	20	20	0	0	0	0	0
Social Conditions	15	2	9	6	0	0	0
Substance Related	12	5	7	0	0	0	1
<b>Other Indicators</b>							
Deaf and Hearing Impaired	4	2	2	0	0	0	0
Dual Diagnosis	11	10	0	0	0	0	1
Homeless	30	26	3	1	0	0	0
SED (6-17)	5	5	0	0	0	0	0
SMI (If ever)	92	87	3	1	1	0	2

Notes: The same client may be counted in more than one category, e.g., clients can receive services under more than one contract source, in more than one "County of Residence," or may have multiple "Other Indicators." Please see Definition page for other considerations.

Oklahoma Department of Mental Health and Substance Abuse Services  
**Counts of Admitted Clients Served by Funding Source for Each County of Residence During FY1997**

**COUNTY OF RESIDENCE = HUGHES**

	Funding Source						
	Total	Mental Health	Substance Abuse	Domestic Violence	Residential Care	Medicaid	Other
<b>Total</b>							
Unduplicated Count	233	180	45	8	3	0	5
<b>Agency Type</b>							
Community Mental Health Center	184	178	6	0	0	0	1
Domestic Violence and Sexual Assault	8	0	0	8	0	0	0
Hospital	3	3	0	0	0	0	0
Residential Care	3	0	0	0	3	0	0
Substance Abuse	42	0	40	0	0	0	4
<b>Sex</b>							
Female	126	100	19	6	1	0	2
Male	107	80	26	2	2	0	3
<b>Age</b>							
0-04	1	0	0	1	0	0	0
05-17	14	11	1	2	0	0	1
18-20	7	5	1	1	0	0	0
21-24	16	11	5	0	0	0	1
25-34	52	31	19	3	2	0	0
35-44	43	31	12	1	1	0	0
45-54	44	38	6	0	0	0	1
55-64	32	29	1	0	0	0	2
65-74	14	14	0	0	0	0	0
75-84	8	8	0	0	0	0	0
85+	2	2	0	0	0	0	0
<b>Race</b>							
White	190	154	34	2	2	0	5
Black	10	8	2	0	1	0	0
Native American	32	17	9	6	0	0	0
Hispanic	1	1	0	0	0	0	0
<b>Presenting Problem/Diagnosis</b>							
Alcohol Abuse	33	13	17	0	1	0	3
Developmental Disorder	5	5	0	0	0	0	0
Mood Disorder	87	86	0	0	1	0	0
Non Alcohol/Drug Related Organic	2	2	0	0	0	0	0
Other Non-Psychotic	35	34	0	0	0	0	1
Other Psychotic	17	17	0	0	0	0	0
Personality Disorder	1	1	0	0	0	0	0
Schizophrenia	21	21	0	0	0	0	0
Social Conditions	13	2	2	8	1	0	0
Substance Related	28	4	26	0	0	0	1
<b>Other Indicators</b>							
Deaf and Hearing Impaired	2	2	0	0	0	0	0
Dual Diagnosis	10	10	0	0	0	0	0
Homeless	33	29	0	4	0	0	0
SED (6-17)	7	7	0	0	0	0	0
SMI (If ever)	113	108	6	0	3	0	0

Notes: The same client may be counted in more than one category, e.g., clients can receive services under more than one contract source, in more than one "County of Residence," or may have multiple "Other Indicators." Please see Definition page for other considerations.

Oklahoma Department of Mental Health and Substance Abuse Services  
**Counts of Admitted Clients Served by Funding Source for Each County of Residence During FY1997**  
**COUNTY OF RESIDENCE = JACKSON**

	Funding Source						
	Total	Mental Health	Substance Abuse	Domestic Violence	Residential Care	Medicaid	Other
<b>Total</b>							
Unduplicated Count	528	198	150	209	2	3	7
<b>Agency Type</b>							
Community Mental Health Center	193	190	4	0	0	1	1
Domestic Violence and Sexual Assault	209	0	0	209	0	0	0
Hospital	11	11	0	0	0	0	0
Residential Care	2	0	0	0	2	0	0
Substance Abuse	150	0	148	0	0	2	6
<b>Sex</b>							
Female	266	109	50	125	0	1	4
Male	262	89	100	84	2	2	3
<b>Age</b>							
0-04	19	1	4	14	0	0	1
05-17	75	18	10	45	0	2	3
18-20	38	10	11	19	0	0	1
21-24	45	8	7	30	0	0	0
25-34	142	49	56	54	0	0	1
35-44	111	44	41	34	2	0	1
45-54	59	37	16	9	0	1	0
55-64	25	19	3	4	0	0	0
65-74	11	9	2	0	0	0	0
75-84	2	2	0	0	0	0	0
85+	1	1	0	0	0	0	0
<b>Race</b>							
White	323	144	86	113	0	1	2
Black	100	32	31	39	2	2	2
Native American	16	3	7	6	0	0	0
Hispanic	91	19	27	51	0	0	3
<b>Presenting Problem/Diagnosis</b>							
Alcohol Abuse	67	7	64	0	0	0	0
Developmental Disorder	13	12	0	0	0	0	1
Mood Disorder	56	55	0	1	0	0	0
Non Alcohol/Drug Related Organic	3	3	0	0	0	0	0
Other Non-Psychotic	55	55	0	0	0	0	0
Other Psychotic	24	22	0	1	1	0	0
Personality Disorder	3	3	0	0	0	0	0
Schizophrenia	27	27	0	0	0	1	0
Social Conditions	214	5	7	203	0	0	2
Substance Related	83	10	78	0	0	0	4
Deferred/No Diagnosis	15	1	7	4	1	2	0
<b>Other Indicators</b>							
Deaf and Hearing Impaired	4	0	3	1	0	0	0
Dual Diagnosis	10	10	0	0	0	0	0
Homeless	29	10	18	1	0	0	0
SED (6-17)	17	16	0	0	0	0	1
SMI (If ever)	93	74	18	6	2	1	0

Notes: The same client may be counted in more than one category, e.g., clients can receive services under more than one contract source, in more than one "County of Residence," or may have multiple "Other Indicators." Please see Definition page for other considerations.

Oklahoma Department of Mental Health and Substance Abuse Services  
 Counts of Admitted Clients Served by Funding Source for Each County of Residence During FY1997

COUNTY OF RESIDENCE = JEFFERSON

	Funding Source						
	Total	Mental Health	Substance Abuse	Domestic Violence	Residential Care	Medicaid	Other
<b>Total</b>							
Unduplicated Count	83	37	32	3	0	0	16
<b>Agency Type</b>							
Community Mental Health Center	51	34	6	0	0	0	16
Domestic Violence and Sexual Assault	3	0	0	3	0	0	0
Hospital	5	5	0	0	0	0	0
Substance Abuse	26	0	26	0	0	0	0
<b>Sex</b>							
Female	29	13	6	3	0	0	8
Male	54	24	26	0	0	0	8
<b>Age</b>							
0-04	2	1	0	0	0	0	2
05-17	13	3	1	0	0	0	9
18-20	4	1	2	0	0	0	1
21-24	6	2	3	1	0	0	0
25-34	20	7	11	1	0	0	2
35-44	25	12	12	1	0	0	2
45-54	9	7	2	0	0	0	0
55-64	3	3	1	0	0	0	0
75-84	1	1	0	0	0	0	0
<b>Race</b>							
White	73	35	26	3	0	0	13
Black	2	0	2	0	0	0	0
Native American	3	1	1	0	0	0	2
Hispanic	5	1	3	0	0	0	1
<b>Presenting Problem/Diagnosis</b>							
Alcohol Abuse	29	5	26	1	0	0	0
Developmental Disorder	2	1	0	0	0	0	1
Mood Disorder	13	12	0	0	0	0	1
Non Alcohol/Drug Related Organic	2	2	0	0	0	0	0
Other Non-Psychotic	6	6	0	0	0	0	0
Other Psychotic	4	4	0	0	0	0	0
Personality Disorder	1	1	0	0	0	0	0
Schizophrenia	4	4	0	0	0	0	0
Social Conditions	17	1	1	2	0	0	14
Substance Related	7	2	5	0	0	0	0
<b>Other Indicators</b>							
Dual Diagnosis	7	7	0	0	0	0	0
SED (6-17)	3	2	1	0	0	0	0
SMI (If ever)	17	13	1	2	0	0	1

Notes: The same client may be counted in more than one category, e.g., clients can receive services under more than one contract source, in more than one "County of Residence," or may have multiple "Other Indicators." Please see Definition page for other considerations.

Oklahoma Department of Mental Health and Substance Abuse Services  
 Counts of Admitted Clients Served by Funding Source for Each County of Residence During FY1997

**COUNTY OF RESIDENCE = JOHNSTON**

	Funding Source						
	Total	Mental Health	Substance Abuse	Domestic Violence	Residential Care	Medicaid	
<b>Total</b>							
Unduplicated Count	368	262	84	29	0	0	34
<b>Agency Type</b>							
Community Mental Health Center	269	260	7	0	0	0	13
Domestic Violence and Sexual Assault	29	0	0	29	0	0	0
Hospital	14	14	0	0	0	0	0
Substance Abuse	91	0	79	0	0	0	23
<b>Sex</b>							
Female	195	142	26	22	0	0	19
Male	173	120	58	7	0	0	15
<b>Age</b>							
0-04	8	3	2	3	0	0	1
05-17	103	78	13	12	0	0	22
18-20	9	5	3	0	0	0	1
21-24	18	15	3	0	0	0	0
25-34	67	43	21	6	0	0	4
35-44	99	63	37	5	0	0	4
45-54	40	35	2	2	0	0	2
55-64	15	13	1	1	0	0	0
65-74	7	5	2	0	0	0	0
75-84	2	2	0	0	0	0	0
<b>Race</b>							
White	307	222	68	25	0	0	29
Black	9	8	1	0	0	0	0
Native American	51	30	15	4	0	0	5
Hispanic	3	3	0	0	0	0	0
<b>Presenting Problem/Diagnosis</b>							
Alcohol Abuse	47	5	42	0	0	0	3
Developmental Disorder	26	21	3	0	0	0	6
Mood Disorder	97	96	0	0	0	0	1
Non Alcohol/Drug Related Organic	3	3	0	0	0	0	0
Other Non-Psychotic	80	76	3	0	0	0	3
Other Psychotic	6	6	0	0	0	0	0
Personality Disorder	4	4	1	0	0	0	0
Schizophrenia	20	20	0	0	0	0	0
Social Conditions	72	27	7	29	0	0	15
Substance Related	35	7	29	0	0	0	8
<b>Other Indicators</b>							
Dual Diagnosis	18	17	2	0	0	0	0
Homeless	23	5	3	15	0	0	0
SED (6-17)	5	5	0	0	0	0	0
SMI (If ever)	146	134	13	2	0	0	3

Notes: The same client may be counted in more than one category, e.g., clients can receive services under more than one contract source, in more than one "County of Residence," or may have multiple "Other Indicators." Please see Definition page for other considerations.



**Oklahoma Department of Mental Health and Substance Abuse Services**  
**Counts of Admitted Clients Served by Funding Source for Each County of Residence During FY1997**  
**COUNTY OF RESIDENCE = KAY**

	<b>Funding Source</b>						
	<b>Total</b>	<b>Mental Health</b>	<b>Substance Abuse</b>	<b>Domestic Violence</b>	<b>Residential Care</b>	<b>Medicaid</b>	<b>Other</b>
<b>Total</b>							
Unduplicated Count	1,602	1,099	231	120	1	5	440
<b>Agency Type</b>							
Community Mental Health Center	1,366	1,072	130	0	0	1	405
Domestic Violence and Sexual Assault	120	0	0	120	0	0	0
Hospital	63	63	0	0	0	0	0
Residential Care	1	0	0	0	1	0	0
Substance Abuse	141	0	115	0	0	4	37
<b>Sex</b>							
Female	891	631	79	98	0	4	232
Male	711	468	152	22	1	1	208
<b>Age</b>							
0-04	83	9	6	27	0	0	47
05-17	416	286	5	27	0	1	204
18-20	78	57	15	9	0	1	13
21-24	95	70	17	11	1	0	12
25-34	328	231	82	23	0	2	51
35-44	305	237	72	13	0	1	37
45-54	152	122	26	7	0	0	19
55-64	72	58	8	2	0	0	9
65-74	32	21	0	1	0	0	14
75-84	24	7	0	0	0	0	18
85+	17	1	0	0	0	0	16
<b>Race</b>							
White	1,342	946	180	90	1	4	355
Black	54	29	8	2	0	0	32
Native American	169	96	39	20	0	1	46
Hispanic	44	29	6	8	0	0	8
Asian	3	2	1	0	0	0	0
<b>Presenting Problem/Diagnosis</b>							
Alcohol Abuse	121	26	88	1	0	2	32
Developmental Disorder	173	124	2	1	0	0	89
Mood Disorder	466	414	37	0	0	0	90
Non Alcohol/Drug Related Organic	10	7	1	0	0	0	5
Other Non-Psychotic	359	254	8	0	0	0	148
Other Psychotic	41	40	0	0	0	1	4
Personality Disorder	2	1	0	0	0	0	1
Schizophrenia	64	63	3	0	0	0	5
Social Conditions	326	161	14	116	1	0	63
Substance Related	105	21	87	0	0	1	14
Deferred/No Diagnosis	13	4	6	2	0	1	1
<b>Other Indicators</b>							
Deaf and Hearing Impaired	6	4	0	0	0	0	4
Dual Diagnosis	60	55	22	0	0	0	11
Homeless	76	29	35	15	0	0	10
SED (6-17)	165	139	1	0	0	0	80
SMI (If ever)	421	377	72	9	1	1	58

Notes: The same client may be counted in more than one category, e.g., clients can receive services under more than one contract source, in more than one "County of Residence," or may have multiple "Other Indicators." Please see Definition page for other considerations.

Oklahoma Department of Mental Health and Substance Abuse Services  
 Counts of Admitted Clients Served by Funding Source for Each County of Residence During FY1997

COUNTY OF RESIDENCE = KINGFISHER

	Funding Source						
	Total	Mental Health	Substance Abuse	Domestic Violence	Residential Care	Medicaid	Other
<b>Total</b>							
Unduplicated Count	168	145	50	3	0	1	9
<b>Agency Type</b>							
Community Mental Health Center	149	144	41	0	0	1	2
Domestic Violence and Sexual Assault	3	0	0	3	0	0	0
Hospital	3	3	0	0	0	0	0
Substance Abuse	17	0	10	0	0	0	7
<b>Sex</b>							
Female	100	93	22	2	0	0	5
Male	68	52	28	1	0	1	4
<b>Age</b>							
05-17	39	32	0	0	0	1	7
18-20	9	9	1	1	0	0	0
21-24	6	5	1	0	0	0	0
25-34	35	30	14	1	0	0	1
35-44	45	39	24	0	0	0	1
45-54	10	6	8	1	0	0	0
55-64	16	16	2	0	0	0	0
65-74	5	5	0	0	0	0	0
75-84	2	2	0	0	0	0	0
85+	1	1	0	0	0	0	0
<b>Race</b>							
White	150	130	46	2	0	0	9
Black	7	5	1	1	0	0	0
Native American	5	5	2	0	0	0	0
Hispanic	6	5	1	0	0	1	0
<b>Presenting Problem/Diagnosis</b>							
Alcohol Abuse	17	9	15	0	0	0	0
Developmental Disorder	24	20	0	0	0	0	4
Mood Disorder	72	69	22	0	0	0	4
Other Non-Psychotic	14	13	4	0	0	1	1
Other Psychotic	5	5	0	0	0	0	0
Personality Disorder	1	1	1	0	0	0	0
Schizophrenia	12	12	1	0	0	0	0
Social Conditions	19	14	2	3	0	0	0
Substance Related	6	3	5	0	0	0	0
<b>Other Indicators</b>							
Deaf and Hearing Impaired	4	4	1	0	0	0	0
Dual Diagnosis	20	19	15	0	0	0	1
Homeless	1	0	1	0	0	0	0
SED (6-17)	24	23	0	0	0	0	1
SMI (If ever)	104	97	40	1	0	0	2

Notes: The same client may be counted in more than one category, e.g., clients can receive services under more than one contract source, in more than one "County of Residence," or may have multiple "Other Indicators." Please see Definition page for other considerations.

Oklahoma Department of Mental Health and Substance Abuse Services  
**Counts of Admitted Clients Served by Funding Source for Each County of Residence During FY1997**  
**COUNTY OF RESIDENCE = KIOWA**

	Funding Source						
	Total	Mental Health	Substance Abuse	Domestic Violence	Residential Care	Medicaid	Other
<b>Total</b>							
Unduplicated Count	281	212	53	29	0	0	14
<b>Agency Type</b>							
Community Mental Health Center	217	210	4	0	0	0	12
Domestic Violence and Sexual Assault	29	0	0	29	0	0	0
Hospital	3	3	0	0	0	0	0
Substance Abuse	51	0	50	0	0	0	2
<b>Sex</b>							
Female	148	119	11	22	0	0	6
Male	133	93	42	7	0	0	8
<b>Age</b>							
0-04	9	2	1	4	0	0	2
05-17	53	44	2	5	0	0	8
18-20	21	16	4	2	0	0	0
21-24	14	9	4	0	0	0	1
25-34	52	36	18	6	0	0	0
35-44	70	50	17	8	0	0	3
45-54	40	34	6	3	0	0	0
55-64	18	17	1	1	0	0	0
65-74	2	2	0	0	0	0	0
75-84	1	1	0	0	0	0	0
85+	1	1	0	0	0	0	0
<b>Race</b>							
White	207	154	41	22	0	0	9
Black	32	28	2	2	0	0	3
Native American	25	19	7	1	0	0	1
Hispanic	18	11	3	4	0	0	1
<b>Presenting Problem/Diagnosis</b>							
Alcohol Abuse	29	6	25	0	0	0	1
Developmental Disorder	17	16	0	0	0	0	1
Mood Disorder	96	96	0	0	0	0	1
Non Alcohol/Drug Related Organic	2	2	0	0	0	0	0
Other Non-Psychotic	49	46	0	0	0	0	7
Other Psychotic	8	8	0	0	0	0	0
Schizophrenia	24	24	0	0	0	0	1
Social Conditions	43	13	0	29	0	0	2
Substance Related	35	8	27	0	0	0	1
Deferred/No Diagnosis	2	1	1	0	0	0	0
<b>Other Indicators</b>							
Deaf and Hearing Impaired	1	1	0	0	0	0	0
Dual Diagnosis	14	14	0	0	0	0	0
Homeless	8	4	1	3	0	0	0
SED (6-17)	32	30	1	0	0	0	5
SMI (If ever)	127	120	12	6	0	0	0

Notes: The same client may be counted in more than one category, e.g., clients can receive services under more than one contract source, in more than one "County of Residence," or may have multiple "Other Indicators." Please see Definition page for other considerations.

Oklahoma Department of Mental Health and Substance Abuse Services  
**Counts of Admitted Clients Served by Funding Source for Each County of Residence During FY1997**

**COUNTY OF RESIDENCE = LATIMER**

	Funding Source						
	Total	Mental Health	Substance Abuse	Domestic Violence	Residential Care	Medicaid	Other
<b>Total</b>							
Unduplicated Count	261	134	67	10	6	0	57
<b>Agency Type</b>							
Community Mental Health Center	135	134	1	0	0	0	0
Domestic Violence and Sexual Assault	10	0	0	10	0	0	0
Hospital	3	3	0	0	0	0	0
Residential Care	6	0	0	0	6	0	0
Substance Abuse	116	0	67	0	0	0	57
<b>Sex</b>							
Female	140	68	25	9	4	0	40
Male	121	66	42	1	2	0	17
<b>Age</b>							
0-04	5	0	0	1	0	0	4
05-17	69	15	14	4	0	0	40
18-20	9	3	5	0	1	0	0
21-24	12	9	1	0	1	0	1
25-34	51	28	15	3	3	0	6
35-44	57	32	23	1	1	0	4
45-54	34	26	6	1	0	0	2
55-64	19	16	3	0	0	0	0
65-74	4	4	0	0	0	0	0
75-84	1	1	0	0	0	0	0
<b>Race</b>							
White	219	117	52	7	3	0	52
Black	3	2	1	0	0	0	0
Native American	37	14	14	3	2	0	5
Hispanic	2	1	0	0	1	0	0
<b>Presenting Problem/Diagnosis</b>							
Alcohol Abuse	40	3	33	0	0	0	8
Developmental Disorder	20	6	0	0	0	0	14
Mood Disorder	59	57	0	0	1	0	1
Non Alcohol/Drug Related Organic	6	6	0	0	0	0	0
Other Non-Psychotic	34	19	2	0	0	0	13
Other Psychotic	18	18	0	0	0	0	0
Personality Disorder	4	2	1	0	0	0	2
Schizophrenia	20	20	0	0	0	0	0
Social Conditions	49	1	19	10	5	0	17
Substance Related	19	6	12	0	0	0	2
<b>Other Indicators</b>							
Deaf and Hearing Impaired	3	2	0	0	0	0	1
Dual Diagnosis	10	10	0	0	0	0	0
Homeless	23	23	0	0	0	0	0
SED (6-17)	12	12	0	0	0	0	0
SMI (If ever)	74	59	6	0	6	0	5

Notes: The same client may be counted in more than one category, e.g., clients can receive services under more than one contract source, in more than one "County of Residence," or may have multiple "Other Indicators." Please see Definition page for other considerations.

Oklahoma Department of Mental Health and Substance Abuse Services  
**Counts of Admitted Clients Served by Funding Source for Each County of Residence During FY1997**

**COUNTY OF RESIDENCE = LEFLORE**

	Funding Source						
	Total	Mental Health	Substance Abuse	Domestic Violence	Residential Care	Medicaid	Other
<b>Total</b>							
Unduplicated Count	699	484	87	160	1	0	20
<b>Agency Type</b>							
Community Mental Health Center	476	470	11	0	0	0	3
Domestic Violence and Sexual Assault	160	7	0	160	0	0	0
Hospital	14	14	0	0	0	0	0
Other	4	0	4	0	0	0	0
Residential Care	1	0	0	0	1	0	0
Substance Abuse	74	0	72	0	0	0	17
<b>Sex</b>							
Female	376	242	37	117	0	0	14
Male	323	242	50	43	1	0	6
<b>Age</b>							
0-04	35	0	3	32	0	0	3
05-17	115	52	36	32	0	0	4
18-20	26	18	3	6	0	0	1
21-24	40	27	4	11	0	0	5
25-34	144	96	17	41	0	0	3
35-44	166	136	17	26	0	0	2
45-54	106	91	6	9	1	0	1
55-64	45	43	1	2	0	0	0
65-74	17	16	0	1	0	0	1
75-84	5	5	0	0	0	0	0
<b>Race</b>							
White	620	428	75	148	1	0	16
Black	14	11	1	1	0	0	1
Native American	59	44	9	7	0	0	3
Hispanic	7	2	2	3	0	0	0
Asian	1	0	0	1	0	0	0
<b>Presenting Problem/Diagnosis</b>							
Alcohol Abuse	45	26	23	0	0	0	4
Developmental Disorder	16	14	1	0	1	0	1
Mood Disorder	214	212	1	2	0	0	1
Non Alcohol/Drug Related Organic	7	7	0	0	0	0	0
Other Non-Psychotic	62	62	0	0	0	0	0
Other Psychotic	50	50	0	0	0	0	1
Personality Disorder	8	8	0	0	0	0	0
Schizophrenia	71	71	0	0	0	0	0
Social Conditions	162	9	7	156	0	0	6
Substance Related	75	28	52	0	0	0	7
Deferred/No Diagnosis	5	0	3	2	0	0	0
<b>Other Indicators</b>							
Deaf and Hearing Impaired	5	5	1	0	0	0	0
Dual Diagnosis	31	29	2	0	0	0	0
Homeless	92	79	3	10	0	0	2
SED (6-17)	24	24	0	0	0	0	0
SMI (If ever)	236	226	11	8	1	0	5

Notes: The same client may be counted in more than one category, e.g., clients can receive services under more than one contract source, in more than one "County of Residence," or may have multiple "Other Indicators." Please see Definition page for other considerations.

Oklahoma Department of Mental Health and Substance Abuse Services  
 Counts of Admitted Clients Served by Funding Source for Each County of Residence During FY1997

COUNTY OF RESIDENCE = LINCOLN

	Funding Source						
	Total	Mental Health	Substance Abuse	Domestic Violence	Residential Care	Medicaid	Other
<b>Total</b>							
Unduplicated Count	616	162	84	34	3	1	444
<b>Agency Type</b>							
Community Mental Health Center	497	152	14	0	0	0	431
Domestic Violence and Sexual Assault	31	0	0	31	0	0	0
Hospital	21	21	0	0	0	0	0
Other	4	1	0	3	0	0	0
Residential Care	3	0	0	0	3	0	0
Substance Abuse	83	0	74	0	0	1	16
<b>Sex</b>							
Female	351	85	40	22	1	1	262
Male	265	77	44	12	2	0	182
<b>Age</b>							
0-04	21	1	3	2	0	0	16
05-17	193	38	11	10	0	0	165
18-20	18	5	7	2	0	0	7
21-24	34	12	9	3	0	1	14
25-34	78	24	24	10	0	0	40
35-44	85	38	21	5	2	0	40
45-54	44	23	6	2	0	0	27
55-64	28	9	1	0	1	0	25
65-74	23	8	2	0	0	0	18
75-84	36	1	0	0	0	0	36
85+	56	3	0	0	0	0	56
<b>Race</b>							
White	516	132	70	31	3	1	366
Black	41	16	4	0	0	0	34
Native American	53	16	10	0	0	0	38
Hispanic	9	0	2	3	0	0	4
Asian	3	0	0	0	0	0	3
<b>Presenting Problem/Diagnosis</b>							
Alcohol Abuse	28	2	21	0	0	0	7
Developmental Disorder	35	19	0	0	0	0	27
Mood Disorder	141	58	4	0	3	0	107
Non Alcohol/Drug Related Organic	38	3	0	0	0	0	37
Other Non-Psychotic	154	19	1	0	0	0	149
Other Psychotic	34	27	3	0	0	0	13
Personality Disorder	1	0	0	0	0	0	1
Schizophrenia	43	32	0	0	0	0	33
Social Conditions	119	9	20	34	0	0	64
Substance Related	46	4	37	0	0	1	11
<b>Other Indicators</b>							
Deaf and Hearing Impaired	11	3	1	0	0	0	9
Dual Diagnosis	34	27	2	0	0	0	16
Homeless	9	4	0	4	0	0	2
SED (6-17)	42	15	0	0	0	0	39
SMI (If ever)	171	98	19	1	3	1	115

Notes: The same client may be counted in more than one category, e.g., clients can receive services under more than one contract source, in more than one "County of Residence," or may have multiple "Other Indicators." Please see Definition page for other considerations.

Oklahoma Department of Mental Health and Substance Abuse Services  
**Counts of Admitted Clients Served by Funding Source for Each County of Residence During FY1997**

**COUNTY OF RESIDENCE = LOGAN**

	Funding Source						
	Total	Mental Health	Substance Abuse	Domestic Violence	Residential Care	Medicaid	Other
<b>Total</b>							
Unduplicated Count	548	273	252	35	0	5	26
<b>Agency Type</b>							
Community Mental Health Center	272	261	22	0	0	0	16
Domestic Violence and Sexual Assault	35	0	0	35	0	0	0
Hospital	30	30	0	0	0	0	0
Substance Abuse	241	0	232	0	0	5	10
<b>Sex</b>							
Female	257	133	110	25	0	4	12
Male	291	140	142	10	0	1	14
<b>Age</b>							
0-04	20	5	6	8	0	1	1
05-17	156	59	82	8	0	2	12
18-20	28	12	14	3	0	0	0
21-24	37	20	15	2	0	0	1
25-34	123	59	70	5	0	0	5
35-44	117	71	49	5	0	2	5
45-54	46	31	12	3	0	0	2
55-64	17	13	3	1	0	0	0
65-74	2	2	0	0	0	0	0
75-84	2	1	1	0	0	0	0
<b>Race</b>							
White	444	223	206	29	0	2	17
Black	80	42	31	5	0	2	7
Native American	15	6	8	1	0	0	0
Hispanic	12	4	8	0	0	1	2
Asian	1	1	0	0	0	0	0
<b>Presenting Problem/Diagnosis</b>							
Alcohol Abuse	39	5	34	0	0	1	1
Developmental Disorder	34	29	2	0	0	0	4
Mood Disorder	136	130	15	0	0	0	4
Non Alcohol/Drug Related Organic	6	6	1	0	0	0	0
Other Non-Psychotic	37	35	0	0	0	0	2
Other Psychotic	32	31	1	0	0	0	2
Personality Disorder	1	1	0	0	0	0	0
Schizophrenia	29	29	1	0	0	0	2
Social Conditions	179	10	132	35	0	0	4
Substance Related	58	6	53	0	0	1	4
Deferred/No Diagnosis	23	1	19	0	0	3	3
<b>Other Indicators</b>							
Deaf and Hearing Impaired	3	3	0	0	0	0	0
Dual Diagnosis	34	34	7	0	0	0	2
Homeless	28	8	9	12	0	0	0
SED (6-17)	48	48	0	0	0	0	1
SMI (If ever)	205	184	41	2	0	0	7

Notes: The same client may be counted in more than one category, e.g., clients can receive services under more than one contract source, in more than one "County of Residence," or may have multiple "Other Indicators." Please see Definition page for other considerations.

Oklahoma Department of Mental Health and Substance Abuse Services  
**Counts of Admitted Clients Served by Funding Source for Each County of Residence During FY1997**

**COUNTY OF RESIDENCE = LOVE**

	Funding Source						
	Total	Mental Health	Substance Abuse	Domestic Violence	Residential Care	Medicaid	Other
<b>Total</b>							
Unduplicated Count	192	152	23	10	0	1	30
<b>Agency Type</b>							
Community Mental Health Center	163	148	7	0	0	1	27
Domestic Violence and Sexual Assault	10	0	0	10	0	0	0
Hospital	11	11	0	0	0	0	0
Substance Abuse	16	0	16	0	0	0	3
<b>Sex</b>							
Female	105	85	9	7	0	0	14
Male	87	67	14	3	0	1	16
<b>Age</b>							
0-04	11	7	1	2	0	0	9
05-17	49	37	0	2	0	1	15
18-20	9	7	1	1	0	0	1
21-24	9	8	0	1	0	0	0
25-34	46	33	10	3	0	0	3
35-44	34	30	7	1	0	0	2
45-54	22	18	4	0	0	0	0
55-64	4	4	0	0	0	0	0
65-74	7	7	0	0	0	0	0
75-84	1	1	0	0	0	0	0
<b>Race</b>							
White	168	131	18	10	0	1	24
Black	9	6	4	0	0	0	2
Native American	13	11	1	0	0	0	2
Hispanic	5	5	0	0	0	0	3
<b>Presenting Problem/Diagnosis</b>							
Alcohol Abuse	15	8	10	0	0	0	0
Developmental Disorder	25	19	0	0	0	0	13
Mood Disorder	67	64	0	0	0	0	6
Non Alcohol/Drug Related Organic	1	1	0	0	0	0	0
Other Non-Psychotic	30	26	0	0	0	1	6
Other Psychotic	14	14	0	0	0	0	0
Schizophrenia	10	10	0	0	0	0	0
Social Conditions	20	6	1	10	0	0	4
Substance Related	16	7	12	0	0	0	2
<b>Other Indicators</b>							
Dual Diagnosis	10	10	0	0	0	0	0
Homeless	1	1	0	0	0	0	0
SED (6-17)	12	12	0	0	0	0	2
SMI (If ever)	65	63	2	0	0	0	4

Notes: The same client may be counted in more than one category, e.g., clients can receive services under more than one contract source, in more than one "County of Residence," or may have multiple "Other Indicators." Please see Definition page for other considerations.



Oklahoma Department of Mental Health and Substance Abuse Services  
**Counts of Admitted Clients Served by Funding Source for Each County of Residence During FY1997**  
**COUNTY OF RESIDENCE = MAJOR**

	Funding Source						
	Total	Mental Health	Substance Abuse	Domestic Violence	Residential Care	Medicaid	Other
<b>Total</b>							
Unduplicated Count	102	81	11	6	0	23	6
<b>Agency Type</b>							
Community Mental Health Center	86	78	7	0	0	23	3
Domestic Violence and Sexual Assault	6	0	0	6	0	0	0
Hospital	3	3	0	0	0	0	0
Substance Abuse	7	0	4	0	0	0	3
<b>Sex</b>							
Female	45	39	0	5	0	11	2
Male	57	42	11	1	0	12	4
<b>Age</b>							
0-04	1	0	0	1	0	0	0
05-17	20	17	0	1	0	2	3
18-20	7	6	0	1	0	1	0
21-24	7	4	2	1	0	0	0
25-34	21	17	3	1	0	5	0
35-44	14	9	5	0	0	2	1
45-54	19	16	0	1	0	6	2
55-64	7	6	1	0	0	4	0
65-74	4	4	0	0	0	3	0
75-84	2	2	0	0	0	0	0
<b>Race</b>							
White	93	80	9	3	0	23	3
Black	3	0	0	0	0	0	3
Native American	2	0	2	0	0	0	0
Hispanic	4	1	0	3	0	0	0
<b>Presenting Problem/Diagnosis</b>							
Alcohol Abuse	9	3	5	0	0	0	2
Developmental Disorder	3	2	0	0	0	0	2
Mood Disorder	45	44	1	0	0	14	0
Non Alcohol/Drug Related Organic	2	2	0	0	0	1	0
Other Non-Psychotic	4	2	0	0	0	0	2
Other Psychotic	7	7	0	0	0	1	0
Schizophrenia	2	2	0	0	0	2	0
Social Conditions	25	19	0	6	0	5	0
Substance Related	3	0	3	0	0	0	0
Deferred/No Diagnosis	2	0	2	0	0	0	0
<b>Other Indicators</b>							
Deaf and Hearing Impaired	1	0	1	0	0	0	0
Dual Diagnosis	3	3	0	0	0	1	0
Homeless	4	4	0	0	0	0	0
SED (6-17)	4	2	0	0	0	0	3
SMI (If ever)	51	44	5	1	0	19	1

Notes: The same client may be counted in more than one category, e.g., clients can receive services under more than one contract source, in more than one "County of Residence," or may have multiple "Other Indicators." Please see Definition page for other considerations.

Oklahoma Department of Mental Health and Substance Abuse Services  
 Counts of Admitted Clients Served by Funding Source for Each County of Residence During FY1997

COUNTY OF RESIDENCE = MARSHALL

	Funding Source						
	Total	Mental Health	Substance Abuse	Domestic Violence	Residential Care	Medicaid	Other
<b>Total</b>							
Unduplicated Count	292	228	53	24	0	1	13
<b>Agency Type</b>							
Community Mental Health Center	233	224	14	0	0	1	10
Domestic Violence and Sexual Assault	24	0	0	24	0	0	0
Hospital	12	12	0	0	0	0	0
Substance Abuse	39	0	39	0	0	0	3
<b>Sex</b>							
Female	159	130	13	21	0	1	6
Male	133	98	40	3	0	0	7
<b>Age</b>							
0-04	11	4	0	7	0	0	0
05-17	56	46	10	3	0	0	3
18-20	13	7	4	2	0	0	1
21-24	16	12	1	2	0	0	1
25-34	66	42	21	7	0	0	5
35-44	63	51	12	3	0	0	2
45-54	28	27	5	0	0	0	1
55-64	26	26	0	0	0	1	0
65-74	7	7	0	0	0	0	0
75-84	3	3	0	0	0	0	0
85+	3	3	0	0	0	0	0
<b>Race</b>							
White	254	206	41	20	0	1	8
Black	11	6	4	1	0	0	0
Native American	26	15	8	2	0	0	5
Hispanic	3	2	0	1	0	0	0
<b>Presenting Problem/Diagnosis</b>							
Alcohol Abuse	29	17	18	0	0	0	0
Developmental Disorder	14	14	0	0	0	0	0
Mood Disorder	76	75	3	0	0	0	1
Non Alcohol/Drug Related Organic	8	8	0	0	0	0	0
Other Non-Psychotic	32	32	0	0	0	0	2
Other Psychotic	14	14	0	0	0	0	0
Personality Disorder	2	2	0	0	0	0	1
Schizophrenia	18	18	0	0	0	1	0
Social Conditions	62	29	3	24	0	0	8
Substance Related	47	22	29	0	0	0	1
<b>Other Indicators</b>							
Deaf and Hearing Impaired	2	2	0	0	0	0	0
Dual Diagnosis	18	17	1	0	0	0	1
Homeless	24	10	2	14	0	0	0
SED (6-17)	2	2	0	0	0	0	0
SMI (If ever)	126	116	8	6	0	1	3

Notes: The same client may be counted in more than one category, e.g., clients can receive services under more than one contract source, in more than one "County of Residence," or may have multiple "Other Indicators." Please see Definition page for other considerations.

Oklahoma Department of Mental Health and Substance Abuse Services  
**Counts of Admitted Clients Served by Funding Source for Each County of Residence During FY1997**  
**COUNTY OF RESIDENCE = MAYES**

	Funding Source						
	Total	Mental Health	Substance Abuse	Domestic Violence	Residential Care	Medicaid	Other
<b>Total</b>							
Unduplicated Count	777	550	152	9	79	4	66
<b>Agency Type</b>							
Community Mental Health Center	532	521	13	0	0	4	31
Domestic Violence and Sexual Assault	10	0	0	9	0	0	1
Hospital	69	69	0	0	0	0	0
Other	3	0	3	0	0	0	0
Residential Care	79	0	0	0	79	0	0
Substance Abuse	164	1	139	0	0	0	34
<b>Sex</b>							
Female	375	285	57	7	23	3	31
Male	402	265	95	2	56	1	35
<b>Age</b>							
0-04	14	7	1	3	0	0	3
05-17	184	167	7	1	0	0	30
18-20	32	23	9	0	2	0	3
21-24	43	32	14	0	1	0	2
25-34	145	89	39	4	13	1	10
35-44	187	97	62	1	34	2	8
45-54	91	69	15	0	17	0	5
55-64	44	34	3	0	9	1	2
65-74	18	13	2	0	3	0	2
75-84	11	11	0	0	0	0	1
85+	8	8	0	0	0	0	0
<b>Race</b>							
White	623	435	124	5	61	4	59
Black	14	9	0	0	8	0	0
Native American	132	97	25	4	7	0	7
Hispanic	16	12	3	0	2	0	0
Asian	3	1	1	0	1	0	0
<b>Presenting Problem/Diagnosis</b>							
Alcohol Abuse	77	9	70	0	0	0	4
Developmental Disorder	106	85	1	0	17	0	11
Mood Disorder	278	239	14	0	27	3	8
Non Alcohol/Drug Related Organic	5	5	0	0	0	0	2
Other Non-Psychotic	140	119	7	0	0	0	24
Other Psychotic	50	34	0	0	16	1	0
Personality Disorder	10	4	3	0	0	0	4
Schizophrenia	65	64	1	0	0	0	7
Social Conditions	41	2	13	9	13	0	5
Substance Related	51	10	43	0	0	0	1
Deferred/No Diagnosis	11	1	4	0	6	0	0
<b>Other Indicators</b>							
Deaf and Hearing Impaired	10	9	2	0	0	0	0
Dual Diagnosis	74	65	9	0	0	0	2
Homeless	24	10	6	7	1	0	0
SED (6-17)	81	80	0	0	0	0	11
SMI (If ever)	334	256	29	0	79	4	13

Notes: The same client may be counted in more than one category, e.g., clients can receive services under more than one contract source, in more than one "County of Residence," or may have multiple "Other Indicators." Please see Definition page for other considerations.

Oklahoma Department of Mental Health and Substance Abuse Services  
**Counts of Admitted Clients Served by Funding Source for Each County of Residence During FY1997**

**COUNTY OF RESIDENCE = MCCLAIN**

	Funding Source						
	Total	Mental Health	Substance Abuse	Domestic Violence	Residential Care	Medicaid	Other
<b>Total</b>							
Unduplicated Count	238	176	58	11	1	0	4
<b>Agency Type</b>							
Community Mental Health Center	160	157	5	0	0	0	2
Domestic Violence and Sexual Assault	11	0	0	11	0	0	0
Hospital	16	16	0	0	0	0	0
Other	7	7	0	0	0	0	0
Residential Care	1	0	0	0	1	0	0
Substance Abuse	53	0	53	0	0	0	2
<b>Sex</b>							
Female	123	97	21	9	1	0	3
Male	115	79	37	2	0	0	1
<b>Age</b>							
0-04	7	5	1	1	0	0	2
05-17	47	38	8	1	0	0	0
18-20	11	5	5	1	0	0	0
21-24	21	19	4	0	0	0	0
25-34	52	32	18	5	0	0	2
35-44	53	38	14	2	0	0	0
45-54	23	18	5	0	1	0	0
55-64	20	17	3	1	0	0	0
65-74	4	4	0	0	0	0	0
<b>Race</b>							
White	207	153	49	11	1	0	4
Black	3	2	1	0	0	0	0
Native American	21	12	9	0	0	0	0
Hispanic	10	9	1	0	0	0	0
<b>Presenting Problem/Diagnosis</b>							
Alcohol Abuse	19	5	14	0	0	0	0
Developmental Disorder	11	11	0	0	0	0	0
Mood Disorder	73	73	1	0	0	0	0
Non Alcohol/Drug Related Organic	3	3	0	0	0	0	1
Other Non-Psychotic	26	26	0	0	0	0	0
Other Psychotic	19	18	0	0	1	0	0
Schizophrenia	17	17	0	0	0	0	0
Social Conditions	43	21	12	11	0	0	3
Substance Related	33	4	30	0	0	0	0
Deferred/No Diagnosis	2	0	2	0	0	0	0
<b>Other Indicators</b>							
Deaf and Hearing Impaired	1	1	0	0	0	0	0
Dual Diagnosis	28	28	0	0	0	0	0
Homeless	10	5	3	2	0	0	0
SED (6-17)	21	20	1	0	0	0	0
SMI (If ever)	108	97	13	1	1	0	1

Notes: The same client may be counted in more than one category, e.g., clients can receive services under more than one contract source, in more than one "County of Residence," or may have multiple "Other Indicators." Please see Definition page for other considerations.

Oklahoma Department of Mental Health and Substance Abuse Services  
**Counts of Admitted Clients Served by Funding Source for Each County of Residence During FY1997**  
**COUNTY OF RESIDENCE = MCCURTAIN**

	Funding Source						
	Total	Mental Health	Substance Abuse	Domestic Violence	Residential Care	Medicaid	Other
<b>Total</b>							
Unduplicated Count	885	383	307	220	7	1	27
<b>Agency Type</b>							
Community Mental Health Center	372	372	0	0	0	1	0
Domestic Violence and Sexual Assault	220	0	0	220	0	0	0
Hospital	17	17	0	0	0	0	0
Residential Care	7	0	0	0	7	0	0
Substance Abuse	307	0	307	0	0	0	27
<b>Sex</b>							
Female	438	222	90	136	1	0	9
Male	447	161	217	84	6	1	18
<b>Age</b>							
0-04	41	8	3	30	0	0	1
05-17	160	71	46	45	0	0	5
18-20	47	14	27	8	0	0	0
21-24	76	22	31	29	0	0	0
25-34	210	64	98	56	2	0	7
35-44	188	96	59	38	4	0	7
45-54	98	63	26	11	1	1	2
55-64	53	34	16	3	0	0	5
65-74	9	8	1	0	0	0	0
75-84	3	3	0	0	0	0	0
<b>Race</b>							
White	614	277	199	157	5	1	24
Black	137	69	47	22	1	0	1
Native American	120	33	56	34	1	0	2
Hispanic	16	4	5	7	0	0	0
Asian	1	1	0	0	0	0	0
<b>Presenting Problem/Diagnosis</b>							
Alcohol Abuse	126	7	119	5	0	0	13
Developmental Disorder	19	11	2	5	1	0	0
Mood Disorder	143	137	0	7	0	1	0
Non Alcohol/Drug Related Organic	5	5	0	0	0	0	0
Other Non-Psychotic	94	94	0	0	0	0	0
Other Psychotic	44	44	0	0	0	0	0
Schizophrenia	68	68	0	0	0	0	0
Social Conditions	234	4	26	202	2	0	4
Substance Related	151	17	134	0	1	0	9
Deferred/No Diagnosis	35	0	30	2	3	0	1
<b>Other Indicators</b>							
Deaf and Hearing Impaired	4	3	1	0	0	0	0
Dual Diagnosis	36	36	0	0	0	0	0
Homeless	109	87	4	17	1	0	0
SED (6-17)	44	44	0	0	0	0	0
SMI (If ever)	225	206	15	11	7	1	2

Notes: The same client may be counted in more than one category, e.g., clients can receive services under more than one contract source, in more than one "County of Residence," or may have multiple "Other Indicators." Please see Definition page for other considerations.

Oklahoma Department of Mental Health and Substance Abuse Services  
**Counts of Admitted Clients Served by Funding Source for Each County of Residence During FY1997**

**COUNTY OF RESIDENCE = MCINTOSH**

	Funding Source						
	Total	Mental Health	Substance Abuse	Domestic Violence	Residential Care	Medicaid	Other
<b>Total</b>							
Unduplicated Count	545	244	151	11	58	13	259
<b>Agency Type</b>							
Community Mental Health Center	324	228	21	0	0	12	187
Domestic Violence and Sexual Assault	11	0	0	11	0	0	0
Hospital	25	25	0	0	0	0	0
Other	2	0	2	0	0	0	0
Residential Care	58	0	0	0	58	0	0
Substance Abuse	169	0	133	0	0	1	76
<b>Sex</b>							
Female	284	125	80	7	21	7	141
Male	261	119	71	4	37	6	118
<b>Age</b>							
0-04	15	3	3	4	0	0	10
05-17	152	57	48	1	0	2	120
18-20	28	11	12	2	0	3	17
21-24	31	14	14	1	4	1	10
25-34	92	43	30	3	10	1	31
35-44	114	46	29	0	22	4	37
45-54	73	43	11	0	17	2	21
55-64	31	20	3	0	4	0	10
65-74	8	6	1	0	1	0	3
85+	1	1	0	0	0	0	0
<b>Race</b>							
White	424	193	115	6	48	10	186
Black	49	27	7	3	6	2	28
Native American	74	25	30	2	4	1	42
Hispanic	5	0	2	0	0	0	5
<b>Presenting Problem/Diagnosis</b>							
Alcohol Abuse	40	8	30	0	0	1	13
Developmental Disorder	114	24	5	0	57	2	51
Mood Disorder	134	108	7	0	0	8	63
Non Alcohol/Drug Related Organic	5	4	0	0	0	0	4
Other Non-Psychotic	69	41	11	0	0	0	45
Other Psychotic	20	18	0	0	0	0	5
Personality Disorder	2	0	0	0	0	0	2
Schizophrenia	32	20	1	0	0	0	18
Social Conditions	98	19	42	11	2	0	45
Substance Related	66	9	56	0	0	2	17
Deferred/No Diagnosis	2	0	2	0	0	0	0
<b>Other Indicators</b>							
Deaf and Hearing Impaired	8	5	5	0	0	0	2
Dual Diagnosis	29	23	1	0	0	1	12
Homeless	12	7	1	1	1	0	3
SED (6-17)	78	53	0	0	0	2	63
SMI (If ever)	256	146	31	1	58	7	97

Notes: The same client may be counted in more than one category, e.g., clients can receive services under more than one contract source, in more than one "County of Residence," or may have multiple "Other Indicators." Please see Definition page for other considerations.

Oklahoma Department of Mental Health and Substance Abuse Services  
**Counts of Admitted Clients Served by Funding Source for Each County of Residence During FY1997**

**COUNTY OF RESIDENCE = MURRAY**

	Funding Source						
	Total	Mental Health	Substance Abuse	Domestic Violence	Residential Care	Medicaid	Other
<b>Total</b>							
Unduplicated Count	288	228	46	23	4	0	12
<b>Agency Type</b>							
Community Mental Health Center	244	222	26	0	0	0	10
Domestic Violence and Sexual Assault	23	0	0	23	0	0	0
Hospital	27	27	0	0	0	0	0
Residential Care	4	0	0	0	4	0	0
Substance Abuse	25	1	24	0	0	0	2
<b>Sex</b>							
Female	159	127	16	18	1	0	9
Male	129	101	30	5	3	0	3
<b>Age</b>							
0-04	11	1	2	8	0	0	0
05-17	34	29	0	3	0	0	3
18-20	14	13	1	1	0	0	0
21-24	23	19	6	1	0	0	0
25-34	57	41	10	3	1	0	5
35-44	69	56	15	4	1	0	3
45-54	41	35	3	3	2	0	1
55-64	27	23	6	0	0	0	0
65-74	9	8	3	0	0	0	0
75-84	2	2	0	0	0	0	0
85+	1	1	0	0	0	0	0
<b>Race</b>							
White	241	200	37	13	3	0	10
Black	9	3	0	5	1	0	0
Native American	34	24	9	4	0	0	0
Hispanic	5	2	0	1	0	0	2
<b>Presenting Problem/Diagnosis</b>							
Alcohol Abuse	34	15	28	0	0	0	1
Developmental Disorder	21	16	0	1	4	0	0
Mood Disorder	95	93	3	0	0	0	1
Non Alcohol/Drug Related Organic	6	6	0	0	0	0	0
Other Non-Psychotic	32	32	0	0	0	0	1
Other Psychotic	31	31	0	0	0	0	0
Personality Disorder	2	2	0	0	0	0	0
Schizophrenia	27	27	0	0	0	0	0
Social Conditions	35	6	0	22	0	0	8
Substance Related	24	14	15	0	0	0	1
Deferred/No Diagnosis	2	0	2	0	0	0	0
<b>Other Indicators</b>							
Deaf and Hearing Impaired	10	10	1	0	0	0	0
Dual Diagnosis	32	30	4	0	0	0	0
Homeless	24	7	6	13	0	0	0
SED (6-17)	15	15	0	0	0	0	0
SMI (If ever)	163	150	18	4	4	0	2

Notes: The same client may be counted in more than one category, e.g., clients can receive services under more than one contract source, in more than one "County of Residence," or may have multiple "Other Indicators." Please see Definition page for other considerations.

Oklahoma Department of Mental Health and Substance Abuse Services  
**Counts of Admitted Clients Served by Funding Source for Each County of Residence During FY1997**

**COUNTY OF RESIDENCE = MUSKOGEE**

	Funding Source						
	Total	Mental Health	Substance Abuse	Domestic Violence	Residential Care	Medicaid	Other
<b>Total</b>							
Unduplicated Count	2,766	1,683	393	183	34	183	1,413
<b>Agency Type</b>							
Community Mental Health Center	2,326	1,570	143	0	0	175	1,360
Domestic Violence and Sexual Assault	185	0	1	183	0	0	1
Hospital	193	193	0	0	0	0	0
Other	7	0	7	0	0	0	0
Residential Care	34	0	0	0	34	0	0
Substance Abuse	281	0	268	0	0	8	57
<b>Sex</b>							
Female	1,483	860	175	153	14	122	800
Male	1,283	823	218	30	20	61	613
<b>Age</b>							
0-04	123	29	30	32	0	6	78
05-17	881	464	62	44	0	58	668
18-20	131	78	17	9	1	8	56
21-24	165	103	27	14	0	9	55
25-34	510	341	128	45	1	19	162
35-44	465	318	86	30	6	31	175
45-54	285	212	32	7	9	24	110
55-64	138	100	8	2	12	17	67
65-74	50	28	3	0	4	8	29
75-84	14	7	0	0	1	2	10
85+	4	3	0	0	0	1	3
<b>Race</b>							
White	1,925	1,295	239	104	19	115	887
Black	604	263	106	55	12	54	398
Native American	243	125	48	17	2	14	124
Hispanic	13	5	2	4	1	0	2
Asian	12	7	2	4	0	0	4
<b>Presenting Problem/Diagnosis</b>							
Alcohol Abuse	164	59	112	2	0	1	26
Developmental Disorder	414	209	20	0	11	28	356
Mood Disorder	758	618	21	0	8	53	313
Non Alcohol/Drug Related Organic	27	18	1	0	0	4	14
Other Non-Psychotic	398	264	13	0	0	17	240
Other Psychotic	119	92	4	0	5	14	45
Personality Disorder	16	15	0	0	0	1	6
Schizophrenia	159	106	1	0	0	32	113
Social Conditions	572	256	52	151	4	20	233
Substance Related	264	94	171	4	0	11	63
Deferred/No Diagnosis	51	6	8	28	6	2	6
<b>Other Indicators</b>							
Deaf and Hearing Impaired	9	2	4	0	0	0	3
Dual Diagnosis	161	127	12	0	0	11	61
Homeless	136	52	42	17	14	4	55
SED (6-17)	543	298	12	1	0	41	465
SMI (If ever)	1,196	900	125	30	34	113	567

Notes: The same client may be counted in more than one category, e.g., clients can receive services under more than one contract source, in more than one "County of Residence," or may have multiple "Other Indicators." Please see Definition page for other considerations.



Oklahoma Department of Mental Health and Substance Abuse Services  
**Counts of Admitted Clients Served by Funding Source for Each County of Residence During FY1997**

**COUNTY OF RESIDENCE = NOBLE**

	Funding Source						
	Total	Mental Health	Substance Abuse	Domestic Violence	Residential Care	Medicaid	Other
<b>Total</b>							
Unduplicated Count	351	197	92	44	9	2	46
<b>Agency Type</b>							
Community Mental Health Center	216	192	6	0	0	1	44
Domestic Violence and Sexual Assault	43	0	0	43	0	0	0
Hospital	10	10	0	0	0	0	0
Other	1	0	0	1	0	0	0
Residential Care	9	0	0	0	9	0	0
Substance Abuse	89	1	88	0	0	1	2
<b>Sex</b>							
Female	169	115	21	23	2	2	28
Male	182	82	71	21	7	0	18
<b>Age</b>							
0-04	24	3	2	19	0	0	1
05-17	92	61	2	11	0	0	31
18-20	15	8	6	0	0	0	4
21-24	17	8	9	2	0	1	2
25-34	71	43	26	6	2	1	3
35-44	64	32	28	4	1	0	5
45-54	32	17	11	2	3	0	0
55-64	17	9	6	0	2	0	0
65-74	9	7	2	0	0	0	0
75-84	7	6	0	0	1	0	0
85+	3	3	0	0	0	0	0
<b>Race</b>							
White	291	170	67	36	9	1	37
Black	27	16	3	6	0	1	6
Native American	29	7	22	2	0	0	1
Hispanic	4	4	0	0	0	0	2
<b>Presenting Problem/Diagnosis</b>							
Alcohol Abuse	72	8	67	0	0	1	2
Developmental Disorder	29	25	0	0	1	0	6
Mood Disorder	69	62	2	0	6	1	7
Non Alcohol/Drug Related Organic	4	4	0	0	0	0	0
Other Non-Psychotic	50	37	0	0	0	0	18
Other Psychotic	9	6	1	0	2	0	3
Personality Disorder	2	2	0	0	0	0	0
Schizophrenia	13	13	0	0	0	0	0
Social Conditions	88	36	1	41	0	0	13
Substance Related	28	7	19	1	0	0	1
Deferred/No Diagnosis	6	0	4	2	0	0	0
<b>Other Indicators</b>							
Deaf and Hearing Impaired	3	3	0	0	0	0	0
Dual Diagnosis	15	15	2	0	0	0	1
Homeless	22	3	15	5	0	0	0
SED (6-17)	19	16	0	0	0	0	6
SMI (If ever)	94	70	17	2	9	0	8

Notes: The same client may be counted in more than one category, e.g., clients can receive services under more than one contract source, in more than one "County of Residence," or may have multiple "Other Indicators." Please see Definition page for other considerations.

Oklahoma Department of Mental Health and Substance Abuse Services  
**Counts of Admitted Clients Served by Funding Source for Each County of Residence During FY1997**

**COUNTY OF RESIDENCE = NOWATA**

	Funding Source						
	Total	Mental Health	Substance Abuse	Domestic Violence	Residential Care	Medicaid	
<b>Total</b>							
Unduplicated Count	220	136	57	28	0	0	19
<b>Agency Type</b>							
Community Mental Health Center	137	133	0	0	0	0	15
Domestic Violence and Sexual Assault	28	0	0	28	0	0	0
Hospital	9	9	0	0	0	0	0
Substance Abuse	57	0	57	0	0	0	5
<b>Sex</b>							
Female	102	68	19	17	0	0	9
Male	118	68	38	11	0	0	10
<b>Age</b>							
0-04	11	4	1	5	0	0	2
05-17	51	38	6	6	0	0	2
18-20	4	1	3	0	0	0	0
21-24	19	10	9	2	0	0	0
25-34	45	19	16	11	0	0	3
35-44	43	24	18	3	0	0	1
45-54	19	15	3	0	0	0	3
55-64	15	12	1	1	0	0	5
65-74	5	5	0	0	0	0	1
75-84	7	7	0	0	0	0	2
85+	1	1	0	0	0	0	0
<b>Race</b>							
White	183	116	45	24	0	0	17
Black	11	6	5	0	0	0	0
Native American	23	13	7	2	0	0	2
Hispanic	2	1	1	0	0	0	0
Asian	2	0	0	2	0	0	0
<b>Presenting Problem/Diagnosis</b>							
Alcohol Abuse	24	1	23	0	0	0	1
Developmental Disorder	23	23	0	0	0	0	0
Mood Disorder	48	48	0	0	0	0	4
Non Alcohol/Drug Related Organic	1	1	0	0	0	0	1
Other Non-Psychotic	35	34	0	0	0	0	5
Other Psychotic	8	8	0	0	0	0	1
Personality Disorder	9	9	0	0	0	0	0
Schizophrenia	13	13	0	0	0	0	1
Social Conditions	36	1	5	28	0	0	4
Substance Related	31	2	30	0	0	0	3
<b>Other Indicators</b>							
Deaf and Hearing Impaired	2	2	0	0	0	0	0
Dual Diagnosis	12	10	1	0	0	0	1
Homeless	4	0	1	3	0	0	0
SED (6-17)	22	22	0	0	0	0	0
SMI (If ever)	74	66	7	1	0	0	13

Notes: The same client may be counted in more than one category, e.g., clients can receive services under more than one contract source, in more than one "County of Residence," or may have multiple "Other Indicators." Please see Definition page for other considerations.

Oklahoma Department of Mental Health and Substance Abuse Services  
**Counts of Admitted Clients Served by Funding Source for Each County of Residence During FY1997**

**COUNTY OF RESIDENCE = OKFUSKEE**

	Funding Source						
	Total	Mental Health	Substance Abuse	Domestic Violence	Residential Care	Medicaid	Other
<b>Total</b>							
Unduplicated Count	392	297	60	7	107	0	11
<b>Agency Type</b>							
Community Mental Health Center	282	277	7	0	0	0	2
Domestic Violence and Sexual Assault	7	0	0	7	0	0	0
Hospital	35	35	0	0	0	0	0
Other	2	0	2	0	0	0	0
Residential Care	107	0	0	0	107	0	0
Substance Abuse	55	0	52	0	0	0	9
<b>Sex</b>							
Female	167	130	24	3	37	0	9
Male	225	167	36	4	70	0	2
<b>Age</b>							
0-04	3	1	0	2	0	0	0
05-17	35	25	5	4	0	0	3
18-20	8	7	1	0	0	0	0
21-24	22	18	3	0	5	0	0
25-34	89	59	26	1	17	0	4
35-44	116	87	17	0	44	0	4
45-54	63	50	6	0	21	0	0
55-64	40	35	1	0	16	0	0
65-74	14	13	1	0	4	0	0
75-84	1	1	0	0	0	0	0
85+	1	1	0	0	0	0	0
<b>Race</b>							
White	226	170	39	0	42	0	5
Black	122	95	11	0	58	0	4
Native American	47	28	10	7	7	0	2
Hispanic	4	3	0	0	1	0	0
Asian	1	1	0	0	0	0	0
<b>Presenting Problem/Diagnosis</b>							
Alcohol Abuse	28	3	23	0	0	0	3
Developmental Disorder	33	19	1	0	13	0	1
Mood Disorder	90	77	1	0	13	0	0
Non Alcohol/Drug Related Organic	9	9	0	0	0	0	0
Other Non-Psychotic	39	37	1	0	0	0	2
Other Psychotic	101	56	1	0	60	0	0
Schizophrenia	99	99	0	0	0	0	1
Social Conditions	33	3	0	7	23	0	0
Substance Related	31	3	29	0	0	0	1
Deferred/No Diagnosis	7	0	6	0	0	0	3
<b>Other Indicators</b>							
Deaf and Hearing Impaired	2	2	0	0	0	0	0
Dual Diagnosis	43	43	2	0	0	0	1
Homeless	23	3	4	7	10	0	0
SED (6-17)	21	20	0	0	0	0	1
SMI (If ever)	293	253	11	0	107	0	4

Notes: The same client may be counted in more than one category, e.g., clients can receive services under more than one contract source, in more than one "County of Residence," or may have multiple "Other Indicators." Please see Definition page for other considerations.

**Oklahoma Department of Mental Health and Substance Abuse Services**  
**Counts of Admitted Clients Served by Funding Source for Each County of Residence During FY1997**  
**COUNTY OF RESIDENCE = OKLAHOMA**

	<b>Funding Source</b>						
	<b>Total</b>	<b>Mental Health</b>	<b>Substance Abuse</b>	<b>Domestic Violence</b>	<b>Residential Care</b>	<b>Medicaid</b>	<b>Other</b>
<b>Total</b>							
Unduplicated Count	13,041	7,367	4,007	1,394	92	208	3,477
<b>Agency Type</b>							
Community Mental Health Center	8,967	7,089	1,416	0	0	188	3,345
Domestic Violence and Sexual Assault	1,393	0	0	1,393	0	0	0
Hospital	699	699	0	0	0	0	0
Other	48	47	0	1	0	0	0
Residential Care	92	0	0	0	92	0	0
Substance Abuse	2,900	9	2,842	0	0	20	141
<b>Sex</b>							
Female	6,655	3,888	1,479	1,027	33	146	1,991
Male	6,386	3,479	2,528	367	59	62	1,486
<b>Age</b>							
0-04	584	163	57	237	0	2	230
05-17	2,446	1,342	344	336	0	16	988
18-20	408	198	167	58	1	3	62
21-24	735	368	289	114	2	5	142
25-34	2,740	1,374	1,233	317	10	26	506
35-44	3,241	1,805	1,305	235	27	48	662
45-54	1,474	1,011	418	75	31	19	271
55-64	703	544	133	21	11	29	215
65-74	378	317	40	1	9	32	180
75-84	216	164	18	0	1	17	141
85+	116	81	3	0	0	11	80
<b>Race</b>							
White	8,821	5,385	2,763	789	76	158	2,054
Black	3,207	1,451	954	417	14	42	1,166
Native American	506	227	198	74	0	5	98
Hispanic	573	315	115	108	1	3	158
Asian	72	49	7	16	1	0	12
<b>Presenting Problem/Diagnosis</b>							
Alcohol Abuse	1,352	232	1,244	2	1	7	78
Developmental Disorder	747	552	9	0	1	8	399
Mood Disorder	3,509	3,033	394	1	25	72	1,129
Non Alcohol/Drug Related Organic	230	156	16	0	0	9	138
Other Non-Psychotic	1,647	1,176	110	0	0	46	896
Other Psychotic	1,008	915	106	0	29	16	165
Personality Disorder	48	38	5	0	0	1	21
Schizophrenia	1,235	1,111	75	0	0	27	349
Social Conditions	2,217	433	295	1,390	29	7	222
Substance Related	1,991	193	1,878	0	1	9	115
Deferred/No Diagnosis	90	14	63	2	7	6	7
<b>Other Indicators</b>							
Deaf and Hearing Impaired	100	66	23	6	1	4	24
Dual Diagnosis	1,121	994	197	0	0	17	243
Homeless	1,330	450	442	465	4	7	124
SED (6-17)	801	627	10	1	0	8	368
SMI (If ever)	5,666	4,579	1,338	118	92	149	1,430

Notes: The same client may be counted in more than one category, e.g., clients can receive services under more than one contract source, in more than one "County of Residence," or may have multiple "Other Indicators." Please see Definition page for other considerations.

Oklahoma Department of Mental Health and Substance Abuse Services  
**Counts of Admitted Clients Served by Funding Source for Each County of Residence During FY1997**

**COUNTY OF RESIDENCE = OKMULGEE**

	Funding Source						
	Total	Mental Health	Substance Abuse	Domestic Violence	Residential Care	Medicaid	Other
<b>Total</b>							
Unduplicated Count	894	632	209	22	28	5	94
<b>Agency Type</b>							
Community Mental Health Center	592	559	13	0	0	0	37
Domestic Violence and Sexual Assault	33	0	11	22	0	0	3
Hospital	115	115	0	0	0	0	0
Other	3	0	3	0	0	0	0
Residential Care	28	0	0	0	28	0	0
Substance Abuse	201	0	186	0	0	5	54
<b>Sex</b>							
Female	434	327	68	14	11	5	61
Male	460	305	141	8	17	0	33
<b>Age</b>							
0-04	12	3	3	5	0	0	3
05-17	209	171	18	5	0	0	34
18-20	43	24	14	1	0	0	9
21-24	57	34	16	4	2	1	10
25-34	171	97	74	4	2	2	22
35-44	195	137	57	2	8	2	13
45-54	102	73	22	1	8	0	3
55-64	49	40	4	0	5	0	0
65-74	31	28	1	0	3	0	0
75-84	15	15	0	0	0	0	0
85+	10	10	0	0	0	0	0
<b>Race</b>							
White	640	474	138	12	22	3	54
Black	161	106	36	9	2	1	22
Native American	91	43	40	1	3	1	17
Hispanic	15	13	0	0	1	0	1
<b>Presenting Problem/Diagnosis</b>							
Alcohol Abuse	98	7	87	0	0	3	18
Developmental Disorder	137	100	4	0	25	0	14
Mood Disorder	280	272	10	0	0	0	5
Non Alcohol/Drug Related Organic	9	9	0	0	0	0	0
Other Non-Psychotic	97	80	0	0	0	0	18
Other Psychotic	65	64	1	0	1	0	2
Personality Disorder	8	8	0	0	0	0	0
Schizophrenia	92	91	3	0	0	0	1
Social Conditions	50	7	25	12	2	0	17
Substance Related	99	12	84	0	0	2	19
Deferred/No Diagnosis	15	0	5	10	0	0	0
<b>Other Indicators</b>							
Deaf and Hearing Impaired	9	7	2	1	0	0	0
Dual Diagnosis	61	57	8	0	0	0	1
Homeless	32	18	12	1	4	0	1
SED (6-17)	128	115	0	0	0	0	17
SMI (If ever)	441	374	56	5	28	1	19

Notes: The same client may be counted in more than one category, e.g., clients can receive services under more than one contract source, in more than one "County of Residence," or may have multiple "Other Indicators." Please see Definition page for other considerations.

Oklahoma Department of Mental Health and Substance Abuse Services  
**Counts of Admitted Clients Served by Funding Source for Each County of Residence During FY1997**  
**COUNTY OF RESIDENCE = OSAGE**

	Funding Source						
	Total	Mental Health	Substance Abuse	Domestic Violence	Residential Care	Medicaid	Other
<b>Total</b>							
Unduplicated Count	633	355	190	38	0	1	183
<b>Agency Type</b>							
Community Mental Health Center	413	315	32	0	0	1	170
Domestic Violence and Sexual Assault	42	0	4	38	0	0	2
Hospital	28	28	0	0	0	0	0
Other	80	18	67	0	0	0	7
Substance Abuse	92	1	89	0	0	0	4
<b>Sex</b>							
Female	355	218	92	27	0	1	101
Male	278	137	98	11	0	0	82
<b>Age</b>							
0-04	24	7	5	4	0	0	9
05-17	165	92	9	14	0	0	94
18-20	36	22	13	0	0	0	8
21-24	30	15	14	2	0	0	3
25-34	115	66	46	8	0	0	14
35-44	133	77	57	9	0	1	16
45-54	68	41	30	1	0	0	13
55-64	31	23	10	0	0	0	10
65-74	15	9	5	0	0	0	4
75-84	8	1	1	0	0	0	6
85+	8	2	0	0	0	0	6
<b>Race</b>							
White	462	285	122	29	0	1	132
Black	35	17	12	1	0	0	14
Native American	132	48	56	8	0	0	34
Hispanic	7	4	2	0	0	0	3
Asian	1	1	0	0	0	0	0
<b>Presenting Problem/Diagnosis</b>							
Alcohol Abuse	64	2	61	0	0	0	5
Developmental Disorder	83	48	0	0	0	0	55
Mood Disorder	149	120	15	0	0	1	48
Non Alcohol/Drug Related Organic	4	4	0	0	0	0	1
Other Non-Psychotic	123	100	11	0	0	0	44
Other Psychotic	23	23	1	0	0	0	3
Personality Disorder	6	4	5	0	0	0	0
Schizophrenia	30	29	4	0	0	0	12
Social Conditions	93	25	26	37	0	0	12
Substance Related	71	4	68	1	0	0	3
Deferred/No Diagnosis	4	0	2	2	0	0	0
<b>Other Indicators</b>							
Deaf and Hearing Impaired	3	1	0	0	0	0	2
Dual Diagnosis	31	25	13	0	0	0	5
Homeless	28	4	15	10	0	0	1
SED (6-17)	49	34	0	0	0	0	36
SMI (If ever)	179	148	45	1	0	1	48

Notes: The same client may be counted in more than one category, e.g., clients can receive services under more than one contract source, in more than one "County of Residence," or may have multiple "Other Indicators." Please see Definition page for other considerations.

Oklahoma Department of Mental Health and Substance Abuse Services  
**Counts of Admitted Clients Served by Funding Source for Each County of Residence During FY1997**

**COUNTY OF RESIDENCE = OTTAWA**

	Funding Source						
	Total	Mental Health	Substance Abuse	Domestic Violence	Residential Care	Medicaid	Other
<b>Total</b>							
Unduplicated Count	799	515	145	74	2	4	156
<b>Agency Type</b>							
Community Mental Health Center	443	435	5	0	0	4	30
Domestic Violence and Sexual Assault	74	0	0	74	0	0	0
Hospital	109	109	0	0	0	0	0
Other	1	0	1	0	0	0	0
Residential Care	2	0	0	0	2	0	0
Substance Abuse	252	2	140	0	0	0	126
<b>Sex</b>							
Female	448	315	39	51	0	0	94
Male	351	200	106	23	2	4	62
<b>Age</b>							
0-04	28	11	0	14	0	0	3
05-17	246	163	17	25	0	4	72
18-20	64	46	13	3	0	0	7
21-24	53	33	14	3	1	0	7
25-34	143	82	43	16	0	0	24
35-44	144	84	44	11	0	0	20
45-54	62	47	11	1	0	0	12
55-64	29	22	3	0	0	0	6
65-74	15	13	0	1	0	0	3
75-84	8	7	0	0	1	0	2
85+	7	7	0	0	0	0	0
<b>Race</b>							
White	625	406	113	58	2	3	123
Black	11	10	2	1	0	1	0
Native American	148	90	27	9	0	0	29
Hispanic	24	9	6	6	0	0	4
Asian	1	1	0	0	0	0	0
<b>Presenting Problem/Diagnosis</b>							
Alcohol Abuse	61	5	53	0	0	0	6
Developmental Disorder	53	41	0	0	1	1	16
Mood Disorder	305	273	7	0	1	1	41
Non Alcohol/Drug Related Organic	5	3	0	0	0	0	3
Other Non-Psychotic	172	114	3	0	0	2	61
Other Psychotic	44	42	2	0	0	0	4
Personality Disorder	2	2	0	0	0	0	0
Schizophrenia	32	32	0	0	0	0	3
Social Conditions	96	9	4	74	0	0	13
Substance Related	89	7	80	0	0	0	9
<b>Other Indicators</b>							
Deaf and Hearing Impaired	3	3	1	0	0	0	1
Dual Diagnosis	57	49	5	0	0	0	7
Homeless	60	11	4	44	0	0	1
SED (6-17)	130	124	0	0	0	3	8
SMI (If ever)	285	251	32	8	2	1	31

Notes: The same client may be counted in more than one category, e.g., clients can receive services under more than one contract source, in more than one "County of Residence," or may have multiple "Other Indicators." Please see Definition page for other considerations.

Oklahoma Department of Mental Health and Substance Abuse Services  
**Counts of Admitted Clients Served by Funding Source for Each County of Residence During FY1997**

**COUNTY OF RESIDENCE = PAWNEE**

	Funding Source						
	Total	Mental Health	Substance Abuse	Domestic Violence	Residential Care	Medicaid	Other
<b>Total</b>							
Unduplicated Count	358	174	123	48	0	2	59
<b>Agency Type</b>							
Community Mental Health Center	187	149	7	0	0	2	54
Domestic Violence and Sexual Assault	48	0	1	47	0	0	0
Hospital	16	16	0	0	0	0	0
Other	44	20	33	1	0	0	4
Substance Abuse	85	1	84	0	0	0	1
<b>Sex</b>							
Female	196	97	45	38	0	2	40
Male	162	77	78	10	0	0	19
<b>Age</b>							
0-04	12	3	0	6	0	0	5
05-17	68	43	5	4	0	0	21
18-20	20	6	8	3	0	0	5
21-24	20	7	7	6	0	0	2
25-34	87	41	31	16	0	0	12
35-44	80	34	37	11	0	0	5
45-54	43	21	23	2	0	2	4
55-64	18	12	8	0	0	0	4
65-74	7	5	3	0	0	0	1
75-84	2	1	1	0	0	0	0
85+	1	1	0	0	0	0	0
<b>Race</b>							
White	267	146	84	29	0	2	45
Black	8	4	1	3	0	0	1
Native American	80	23	36	15	0	0	11
Hispanic	6	2	2	1	0	0	2
<b>Presenting Problem/Diagnosis</b>							
Alcohol Abuse	81	10	74	2	0	0	0
Developmental Disorder	25	21	1	0	0	0	6
Mood Disorder	62	59	4	0	0	1	7
Non Alcohol/Drug Related Organic	2	2	0	0	0	0	0
Other Non-Psychotic	50	32	5	0	0	0	20
Other Psychotic	9	7	1	1	0	0	0
Personality Disorder	3	1	2	0	0	0	0
Schizophrenia	16	16	1	0	0	1	3
Social Conditions	92	23	10	43	0	0	20
Substance Related	33	8	26	0	0	0	3
Deferred/No Diagnosis	3	0	1	2	0	0	0
<b>Other Indicators</b>							
Deaf and Hearing Impaired	2	2	0	0	0	0	0
Dual Diagnosis	12	11	1	0	0	0	2
Homeless	13	7	6	2	0	0	0
SED (6-17)	14	11	0	1	0	0	3
SMI (If ever)	97	80	21	4	0	2	12

Notes: The same client may be counted in more than one category, e.g., clients can receive services under more than one contract source, in more than one "County of Residence," or may have multiple "Other Indicators." Please see Definition page for other considerations.



Oklahoma Department of Mental Health and Substance Abuse Services  
**Counts of Admitted Clients Served by Funding Source for Each County of Residence During FY1997**

**COUNTY OF RESIDENCE = PAYNE**

	Funding Source						
	Total	Mental Health	Substance Abuse	Domestic Violence	Residential Care	Medicaid	Other
<b>Total</b>							
Unduplicated Count	1,639	837	413	383	0	4	310
<b>Agency Type</b>							
Community Mental Health Center	943	801	50	0	0	2	305
Domestic Violence and Sexual Assault	353	0	0	353	0	0	0
Hospital	68	68	0	0	0	0	0
Other	33	0	2	31	0	0	0
Substance Abuse	375	0	375	0	0	2	6
<b>Sex</b>							
Female	780	460	115	216	0	4	154
Male	859	377	298	167	0	0	156
<b>Age</b>							
0-04	53	3	3	37	0	0	15
05-17	357	148	33	107	0	0	169
18-20	116	45	53	22	0	0	7
21-24	152	59	66	30	0	0	16
25-34	354	179	112	84	0	1	31
35-44	349	192	102	83	0	2	34
45-54	168	131	33	17	0	1	26
55-64	54	46	9	3	0	0	9
65-74	28	26	2	0	0	0	3
75-84	7	7	0	0	0	0	0
85+	1	1	0	0	0	0	0
<b>Race</b>							
White	1,338	721	335	286	0	4	231
Black	128	47	26	50	0	0	34
Native American	148	52	46	39	0	0	30
Hispanic	42	20	7	8	0	0	16
Asian	5	2	3	0	0	0	0
<b>Presenting Problem/Diagnosis</b>							
Alcohol Abuse	228	14	217	1	0	0	5
Developmental Disorder	138	82	0	3	0	0	93
Mood Disorder	405	385	15	9	0	2	66
Non Alcohol/Drug Related Organic	5	5	0	0	0	0	0
Other Non-Psychotic	151	118	0	0	0	0	65
Other Psychotic	66	66	3	0	0	0	10
Personality Disorder	5	5	0	0	0	0	2
Schizophrenia	71	71	4	0	0	0	15
Social Conditions	421	83	24	289	0	0	48
Substance Related	171	27	155	1	0	2	9
Deferred/No Diagnosis	88	1	9	80	0	0	0
<b>Other Indicators</b>							
Deaf and Hearing Impaired	3	2	0	1	0	0	0
Dual Diagnosis	63	62	16	0	0	1	15
Homeless	109	38	38	38	0	0	3
SED (6-17)	114	77	0	0	0	0	82
SMI (If ever)	440	395	64	24	0	2	72

Notes: The same client may be counted in more than one category, e.g., clients can receive services under more than one contract source, in more than one "County of Residence," or may have multiple "Other Indicators." Please see Definition page for other considerations.

Oklahoma Department of Mental Health and Substance Abuse Services  
 Counts of Admitted Clients Served by Funding Source for Each County of Residence During FY1997

COUNTY OF RESIDENCE = PITTSBURGH

	Funding Source						
	Total	Mental Health	Substance Abuse	Domestic Violence	Residential Care	Medicaid	Other
<b>Total</b>							
Unduplicated Count	1,069	758	264	29	34	3	87
<b>Agency Type</b>							
Community Mental Health Center	827	754	52	0	0	3	46
Domestic Violence and Sexual Assault	29	1	0	29	0	0	0
Hospital	2	2	0	0	0	0	0
Other	2	2	0	0	0	0	0
Residential Care	34	0	0	0	34	0	0
Substance Abuse	219	0	212	0	0	0	41
<b>Sex</b>							
Female	522	429	66	17	18	1	42
Male	547	329	198	12	16	2	45
<b>Age</b>							
0-04	21	4	6	11	0	0	3
05-17	164	92	48	7	0	3	52
18-20	48	35	17	2	0	0	2
21-24	48	35	13	2	1	0	1
25-34	221	151	70	4	4	0	10
35-44	255	180	73	1	9	0	14
45-54	168	139	25	2	7	0	3
55-64	85	74	5	0	9	0	1
65-74	49	39	6	0	4	0	1
75-84	9	8	1	0	0	0	0
85+	1	1	0	0	0	0	0
<b>Race</b>							
White	861	632	202	15	26	1	56
Black	80	38	31	3	2	2	17
Native American	119	75	27	11	5	0	13
Hispanic	16	12	3	0	1	0	1
Asian	3	2	1	0	0	0	0
<b>Presenting Problem/Diagnosis</b>							
Alcohol Abuse	138	33	105	0	0	0	21
Developmental Disorder	69	59	0	0	0	1	22
Mood Disorder	313	303	3	0	8	1	6
Non Alcohol/Drug Related Organic	15	15	0	0	0	0	0
Other Non-Psychotic	122	116	1	0	0	1	11
Other Psychotic	91	83	1	0	9	0	0
Personality Disorder	4	4	0	0	0	0	0
Schizophrenia	111	111	0	0	0	0	0
Social Conditions	87	6	31	27	16	0	17
Substance Related	155	35	123	0	0	0	10
Deferred/No Diagnosis	3	0	0	2	1	0	0
<b>Other Indicators</b>							
Deaf and Hearing Impaired	7	5	0	0	2	0	0
Dual Diagnosis	61	56	6	0	0	0	2
Homeless	157	137	7	13	0	0	1
SED (6-17)	73	48	0	0	0	3	43
SMI (If ever)	358	319	25	4	33	0	6

Notes: The same client may be counted in more than one category, e.g., clients can receive services under more than one contract source, in more than one "County of Residence," or may have multiple "Other Indicators." Please see Definition page for other considerations.

Oklahoma Department of Mental Health and Substance Abuse Services  
**Counts of Admitted Clients Served by Funding Source for Each County of Residence During FY1997**

**COUNTY OF RESIDENCE = PONTOTOC**

	Funding Source						
	Total	Mental Health	Substance Abuse	Domestic Violence	Residential Care	Medicaid	Other
<b>Total</b>							
Unduplicated Count	1,062	639	197	276	23	12	66
<b>Agency Type</b>							
Community Mental Health Center	631	622	22	0	0	0	16
Domestic Violence and Sexual Assault	276	0	1	276	0	0	0
Hospital	50	50	0	0	0	0	0
Other	2	2	0	0	0	0	0
Residential Care	23	0	0	0	23	0	0
Substance Abuse	181	0	178	0	0	12	50
<b>Sex</b>							
Female	637	379	98	190	13	5	43
Male	425	260	99	86	10	7	23
<b>Age</b>							
0-04	46	11	8	26	0	0	9
05-17	158	114	13	37	0	0	6
18-20	53	38	5	13	0	0	1
21-24	88	45	16	32	1	0	10
25-34	238	102	59	84	3	1	16
35-44	251	144	62	66	10	5	13
45-54	122	89	26	13	4	2	7
55-64	57	52	6	1	3	3	3
65-74	36	31	2	4	2	1	1
75-84	8	8	0	0	0	0	0
85+	5	5	0	0	0	0	0
<b>Race</b>							
White	859	542	154	197	19	10	51
Black	52	30	8	15	1	0	4
Native American	128	50	30	52	1	2	10
Hispanic	27	18	5	6	1	0	1
Asian	9	2	0	6	1	0	0
<b>Presenting Problem/Diagnosis</b>							
Alcohol Abuse	81	16	73	0	1	7	18
Developmental Disorder	77	67	3	3	2	0	5
Mood Disorder	237	228	4	0	6	0	5
Non Alcohol/Drug Related Organic	14	14	0	0	0	0	0
Other Non-Psychotic	148	146	2	0	0	0	4
Other Psychotic	54	52	1	0	3	0	0
Personality Disorder	12	12	0	0	0	0	0
Schizophrenia	74	74	0	0	0	0	0
Social Conditions	351	30	40	271	10	0	15
Substance Related	80	14	72	0	0	5	18
Deferred/No Diagnosis	8	1	4	2	1	0	1
<b>Other Indicators</b>							
Deaf and Hearing Impaired	8	6	1	1	0	0	0
Dual Diagnosis	38	38	3	0	0	0	0
Homeless	103	17	6	83	0	1	2
SED (6-17)	18	17	1	0	0	0	0
SMI (If ever)	405	353	40	33	23	3	16

Notes: The same client may be counted in more than one category, e.g., clients can receive services under more than one contract source, in more than one "County of Residence," or may have multiple "Other Indicators." Please see Definition page for other considerations.

Oklahoma Department of Mental Health and Substance Abuse Services  
**Counts of Admitted Clients Served by Funding Source for Each County of Residence During FY1997**  
**COUNTY OF RESIDENCE = POTTAWATOMIE**

	Funding Source						
	Total	Mental Health	Substance Abuse	Domestic Violence	Residential Care	Medicaid	Other
<b>Total</b>							
Unduplicated Count	1,210	377	385	106	2	2	583
<b>Agency Type</b>							
Community Mental Health Center	683	315	17	0	0	0	554
Domestic Violence and Sexual Assault	107	0	1	106	0	0	0
Hospital	86	86	0	0	0	0	0
Other	7	7	0	0	0	0	0
Residential Care	2	0	0	0	2	0	0
Substance Abuse	387	0	367	0	0	2	35
<b>Sex</b>							
Female	617	170	140	90	1	2	334
Male	593	207	245	16	1	0	249
<b>Age</b>							
0-04	48	4	4	16	0	0	30
05-17	268	83	30	19	0	0	212
18-20	44	10	21	7	0	0	7
21-24	75	21	36	9	0	1	18
25-34	254	60	136	28	2	1	68
35-44	248	89	106	18	0	0	81
45-54	145	69	41	8	0	0	66
55-64	58	28	10	1	0	0	35
65-74	26	12	1	0	0	0	23
75-84	25	1	0	0	0	0	24
85+	19	0	0	0	0	0	19
<b>Race</b>							
White	933	320	249	86	2	1	474
Black	57	21	14	6	0	0	35
Native American	192	32	112	12	0	1	56
Hispanic	30	4	10	2	0	0	17
Asian	2	1	0	0	0	0	2
<b>Presenting Problem/Diagnosis</b>							
Alcohol Abuse	187	15	172	0	0	1	9
Developmental Disorder	70	34	0	0	1	0	59
Mood Disorder	223	150	5	0	0	0	135
Non Alcohol/Drug Related Organic	38	2	0	0	0	0	37
Other Non-Psychotic	164	46	1	0	0	0	149
Other Psychotic	55	47	2	0	0	0	23
Personality Disorder	9	6	0	0	0	0	8
Schizophrenia	98	64	0	0	0	0	76
Social Conditions	237	19	56	105	1	0	72
Substance Related	162	10	146	0	0	1	17
Deferred/No Diagnosis	12	5	5	1	0	0	1
<b>Other Indicators</b>							
Deaf and Hearing Impaired	11	6	1	0	0	0	6
Dual Diagnosis	86	71	2	0	0	0	41
Homeless	68	17	19	30	0	0	4
SED (6-17)	54	43	1	0	0	0	45
SMI (If ever)	383	249	45	11	2	0	212

Notes: The same client may be counted in more than one category, e.g., clients can receive services under more than one contract source, in more than one "County of Residence," or may have multiple "Other Indicators." Please see Definition page for other considerations.

Oklahoma Department of Mental Health and Substance Abuse Services  
**Counts of Admitted Clients Served by Funding Source for Each County of Residence During FY1997**  
**COUNTY OF RESIDENCE = PUSHMATAHA**

	Funding Source						
	Total	Mental Health	Substance Abuse	Domestic Violence	Residential Care	Medicaid	
<b>Total</b>							
Unduplicated Count	250	124	87	36	0	0	22
<b>Agency Type</b>							
Community Mental Health Center	119	119	4	0	0	0	0
Domestic Violence and Sexual Assault	36	0	0	36	0	0	0
Hospital	5	5	0	0	0	0	0
Substance Abuse	97	0	84	0	0	0	22
<b>Sex</b>							
Female	133	70	27	30	0	0	15
Male	117	54	60	6	0	0	7
<b>Age</b>							
0-04	2	1	0	1	0	0	0
05-17	24	11	5	4	0	0	5
18-20	20	6	12	3	0	0	0
21-24	18	3	10	5	0	0	1
25-34	64	24	27	14	0	0	8
35-44	66	33	26	7	0	0	6
45-54	33	25	6	1	0	0	1
55-64	15	14	1	0	0	0	1
65-74	7	6	0	1	0	0	0
75-84	1	1	0	0	0	0	0
<b>Race</b>							
White	203	107	65	28	0	0	19
Native American	43	13	22	8	0	0	3
Hispanic	3	3	0	0	0	0	0
Asian	1	1	0	0	0	0	0
<b>Presenting Problem/Diagnosis</b>							
Alcohol Abuse	59	9	45	1	0	0	10
Developmental Disorder	32	4	0	26	0	0	2
Mood Disorder	51	51	0	0	0	0	0
Non Alcohol/Drug Related Organic	1	1	0	0	0	0	0
Other Non-Psychotic	26	26	0	0	0	0	0
Other Psychotic	14	14	0	0	0	0	0
Personality Disorder	1	0	1	0	0	0	1
Schizophrenia	10	10	0	0	0	0	0
Social Conditions	23	1	10	9	0	0	3
Substance Related	41	9	32	0	0	0	6
<b>Other Indicators</b>							
Deaf and Hearing Impaired	1	1	0	0	0	0	0
Dual Diagnosis	6	6	0	0	0	0	0
Homeless	22	20	0	2	0	0	0
SED (6-17)	10	10	0	0	0	0	0
SMI (If ever)	62	54	4	4	0	0	2

Notes: The same client may be counted in more than one category, e.g., clients can receive services under more than one contract source, in more than one "County of Residence," or may have multiple "Other Indicators." Please see Definition page for other considerations.

Oklahoma Department of Mental Health and Substance Abuse Services  
**Counts of Admitted Clients Served by Funding Source for Each County of Residence During FY1997**  
**COUNTY OF RESIDENCE = ROGER MILLS**

	Funding Source						
	Total	Mental Health	Substance Abuse	Domestic Violence	Residential Care	Medicaid	Other
<b>Total</b>							
Unduplicated Count	45	30	17	2	0	0	2
<b>Agency Type</b>							
Community Mental Health Center	36	29	10	0	0	0	2
Domestic Violence and Sexual Assault	2	0	0	2	0	0	0
Hospital	1	1	0	0	0	0	0
Substance Abuse	7	0	7	0	0	0	0
<b>Sex</b>							
Female	14	12	1	1	0	0	0
Male	31	18	16	1	0	0	2
<b>Age</b>							
0-04	2	1	0	1	0	0	0
05-17	2	2	0	0	0	0	1
18-20	4	2	2	0	0	0	0
21-24	1	0	1	0	0	0	0
25-34	8	7	1	1	0	0	0
35-44	17	12	7	0	0	0	1
45-54	6	4	3	0	0	0	0
55-64	4	1	3	0	0	0	0
65-74	1	1	0	0	0	0	0
<b>Race</b>							
White	34	26	8	1	0	0	2
Black	1	0	0	1	0	0	0
Native American	8	2	8	0	0	0	0
Hispanic	2	2	1	0	0	0	0
<b>Presenting Problem/Diagnosis</b>							
Alcohol Abuse	15	4	14	0	0	0	0
Developmental Disorder	2	2	0	0	0	0	1
Mood Disorder	12	12	0	0	0	0	0
Non Alcohol/Drug Related Organic	2	2	0	0	0	0	0
Other Non-Psychotic	7	7	0	0	0	0	0
Other Psychotic	1	1	0	0	0	0	0
Personality Disorder	1	1	0	0	0	0	1
Schizophrenia	3	3	0	0	0	0	0
Social Conditions	2	0	0	2	0	0	0
Substance Related	5	2	3	0	0	0	0
<b>Other Indicators</b>							
Dual Diagnosis	1	1	0	0	0	0	0
Homeless	1	0	1	0	0	0	0
SED (6-17)	1	1	0	0	0	0	1
SMI (If ever)	15	15	2	0	0	0	0

Notes: The same client may be counted in more than one category, e.g., clients can receive services under more than one contract source, in more than one "County of Residence," or may have multiple "Other Indicators." Please see Definition page for other considerations.

Oklahoma Department of Mental Health and Substance Abuse Services  
**Counts of Admitted Clients Served by Funding Source for Each County of Residence During FY1997**

**COUNTY OF RESIDENCE = ROGERS**

	Funding Source						
	Total	Mental Health	Substance Abuse	Domestic Violence	Residential Care	Medicaid	Other
<b>Total</b>							
Unduplicated Count	896	541	313	32	54	3	100
<b>Agency Type</b>							
Community Mental Health Center	528	489	22	0	0	1	64
Domestic Violence and Sexual Assault	42	0	14	32	0	0	0
Hospital	85	85	0	0	0	0	0
Other	5	0	5	0	0	0	0
Residential Care	54	0	0	0	54	0	0
Substance Abuse	287	2	275	0	0	2	36
<b>Sex</b>							
Female	431	274	121	23	20	2	49
Male	465	267	192	9	34	1	51
<b>Age</b>							
0-04	18	7	3	2	0	1	7
05-17	147	101	24	10	0	0	29
18-20	57	29	28	0	1	0	6
21-24	50	23	25	3	2	0	7
25-34	197	102	96	7	5	0	18
35-44	234	131	101	7	18	2	16
45-54	101	66	31	2	10	0	10
55-64	48	41	5	1	10	0	6
65-74	29	27	0	0	5	0	1
75-84	12	11	0	0	3	0	0
85+	3	3	0	0	0	0	0
<b>Race</b>							
White	710	428	243	31	46	2	76
Black	35	25	5	0	6	1	6
Native American	146	79	62	1	1	0	14
Hispanic	18	12	5	0	1	0	3
Asian	2	1	1	0	0	0	1
<b>Presenting Problem/Diagnosis</b>							
Alcohol Abuse	92	5	86	0	1	0	8
Developmental Disorder	79	48	0	1	31	0	5
Mood Disorder	264	250	8	0	6	0	20
Non Alcohol/Drug Related Organic	7	6	0	0	0	0	1
Other Non-Psychotic	105	87	7	0	0	0	20
Other Psychotic	57	56	0	0	1	0	4
Personality Disorder	7	7	0	0	0	0	1
Schizophrenia	76	76	0	0	0	1	8
Social Conditions	148	15	84	31	15	0	14
Substance Related	144	7	135	0	0	1	19
Deferred/No Diagnosis	12	1	10	0	0	1	0
<b>Other Indicators</b>							
Deaf and Hearing Impaired	7	2	5	0	1	0	0
Dual Diagnosis	52	46	6	0	0	0	3
Homeless	29	4	12	12	3	0	1
SED (6-17)	57	47	2	0	0	0	10
SMI (If ever)	361	309	55	3	54	1	35

Notes: The same client may be counted in more than one category, e.g., clients can receive services under more than one contract source, in more than one "County of Residence," or may have multiple "Other Indicators." Please see Definition page for other considerations.

Oklahoma Department of Mental Health and Substance Abuse Services  
**Counts of Admitted Clients Served by Funding Source for Each County of Residence During FY1997**

**COUNTY OF RESIDENCE = SEMINOLE**

	Funding Source						
	Total	Mental Health	Substance Abuse	Domestic Violence	Residential Care	Medicaid	Other
<b>Total</b>							
Unduplicated Count	901	554	168	43	16	4	198
<b>Agency Type</b>							
Community Mental Health Center	715	542	27	0	0	2	173
Domestic Violence and Sexual Assault	43	0	0	43	0	0	0
Hospital	37	37	0	0	0	0	0
Residential Care	16	0	0	0	16	0	0
Substance Abuse	149	0	145	0	0	2	28
<b>Sex</b>							
Female	446	299	62	27	8	3	97
Male	455	255	106	16	8	1	101
<b>Age</b>							
0-04	23	3	5	5	0	0	12
05-17	221	84	15	9	0	0	139
18-20	26	12	10	2	0	0	5
21-24	54	27	14	7	4	0	8
25-34	156	82	58	11	1	1	18
35-44	184	136	44	6	6	3	10
45-54	111	89	17	3	2	0	5
55-64	58	54	4	0	3	0	0
65-74	35	34	1	0	0	0	0
75-84	25	25	0	0	0	0	1
85+	8	8	0	0	0	0	0
<b>Race</b>							
White	649	431	108	34	13	3	113
Black	88	55	18	0	0	1	26
Native American	147	52	42	9	1	0	50
Hispanic	25	15	5	0	2	0	9
Asian	1	1	0	0	0	0	0
<b>Presenting Problem/Diagnosis</b>							
Alcohol Abuse	82	19	63	1	0	1	11
Developmental Disorder	64	34	3	0	5	0	26
Mood Disorder	251	228	0	0	11	0	17
Non Alcohol/Drug Related Organic	11	11	0	0	0	0	0
Other Non-Psychotic	211	102	0	0	0	0	117
Other Psychotic	55	55	0	0	0	0	0
Personality Disorder	7	6	0	0	0	0	1
Schizophrenia	72	72	0	0	0	1	0
Social Conditions	89	26	10	41	0	1	14
Substance Related	98	11	91	0	0	1	15
Deferred/No Diagnosis	5	0	4	1	0	0	0
<b>Other Indicators</b>							
Deaf and Hearing Impaired	7	4	1	0	0	0	2
Dual Diagnosis	45	44	1	0	0	0	0
Homeless	43	14	10	20	0	0	1
SED (6-17)	41	24	0	0	0	0	25
SMI (If ever)	384	362	21	4	16	4	7

Notes: The same client may be counted in more than one category, e.g., clients can receive services under more than one contract source, in more than one "County of Residence," or may have multiple "Other Indicators." Please see Definition page for other considerations.



Oklahoma Department of Mental Health and Substance Abuse Services  
**Counts of Admitted Clients Served by Funding Source for Each County of Residence During FY1997**

**COUNTY OF RESIDENCE = SEQUOYAH**

	Funding Source						
	Total	Mental Health	Substance Abuse	Domestic Violence	Residential Care	Medicaid	Other
<b>Total</b>							
Unduplicated Count	690	610	163	20	20	2	11
<b>Agency Type</b>							
Community Mental Health Center	548	526	121	0	0	2	5
Domestic Violence and Sexual Assault	20	0	0	20	0	0	0
Hospital	40	40	0	0	0	0	0
Other	81	77	4	0	0	0	0
Residential Care	20	0	0	0	20	0	0
Substance Abuse	49	0	48	0	0	0	6
<b>Sex</b>							
Female	322	288	59	14	8	1	8
Male	368	322	104	6	12	1	3
<b>Age</b>							
0-04	4	2	2	0	0	0	0
05-17	117	102	8	11	0	0	1
18-20	21	21	2	0	0	0	0
21-24	37	32	15	0	1	0	2
25-34	169	134	85	1	2	1	3
35-44	142	129	31	5	5	0	3
45-54	118	111	11	2	8	0	2
55-64	62	59	7	1	4	1	0
65-74	15	15	2	0	0	0	0
75-84	5	5	0	0	0	0	0
<b>Race</b>							
White	586	522	124	19	20	2	11
Black	17	14	6	0	0	0	0
Native American	91	69	37	3	0	0	0
Hispanic	7	7	2	0	0	0	0
Asian	1	1	0	0	0	0	0
<b>Presenting Problem/Diagnosis</b>							
Alcohol Abuse	35	21	29	0	0	0	0
Developmental Disorder	17	17	0	0	0	0	0
Mood Disorder	251	244	38	0	8	1	2
Non Alcohol/Drug Related Organic	14	14	2	0	0	0	0
Other Non-Psychotic	99	99	19	0	0	1	2
Other Psychotic	51	45	6	0	7	0	0
Personality Disorder	2	2	0	0	0	0	0
Schizophrenia	80	80	5	0	0	0	0
Social Conditions	36	5	6	20	4	0	2
Substance Related	69	27	60	0	1	0	5
Deferred/No Diagnosis	80	77	3	0	0	0	0
<b>Other Indicators</b>							
Deaf and Hearing Impaired	8	6	4	0	0	0	0
Dual Diagnosis	59	58	24	0	0	1	0
Homeless	23	11	8	7	0	0	0
SED (6-17)	25	25	2	0	0	0	0
SMI (If ever)	444	428	75	1	20	2	6

Notes: The same client may be counted in more than one category, e.g., clients can receive services under more than one contract source, in more than one "County of Residence," or may have multiple "Other Indicators." Please see Definition page for other considerations.

Oklahoma Department of Mental Health and Substance Abuse Services  
**Counts of Admitted Clients Served by Funding Source for Each County of Residence During FY1997**  
**COUNTY OF RESIDENCE = STEPHENS**

	Funding Source						
	Total	Mental Health	Substance Abuse	Domestic Violence	Residential Care	Medicaid	Other
<b>Total</b>							
Unduplicated Count	517	308	198	68	29	0	21
<b>Agency Type</b>							
Community Mental Health Center	329	303	71	0	0	0	18
Domestic Violence and Sexual Assault	68	0	0	68	0	0	0
Hospital	7	7	0	0	0	0	0
Residential Care	29	0	0	0	29	0	0
Substance Abuse	134	0	133	0	0	0	3
<b>Sex</b>							
Female	250	155	54	55	13	0	13
Male	267	153	144	13	16	0	8
<b>Age</b>							
0-04	12	2	1	8	0	0	1
05-17	32	8	1	21	0	0	2
18-20	29	14	18	4	1	0	0
21-24	36	23	18	5	0	0	1
25-34	133	71	59	15	4	0	4
35-44	151	85	71	12	8	0	6
45-54	80	66	24	3	10	0	4
55-64	24	21	3	0	4	0	2
65-74	16	14	3	0	2	0	1
75-84	3	3	0	0	0	0	0
85+	1	1	0	0	0	0	0
<b>Race</b>							
White	447	278	173	48	26	0	16
Black	35	16	14	9	1	0	1
Native American	17	9	9	3	1	0	1
Hispanic	16	2	3	8	1	0	3
Asian	3	3	0	0	0	0	0
<b>Presenting Problem/Diagnosis</b>							
Alcohol Abuse	103	40	96	0	0	0	1
Developmental Disorder	8	8	0	0	0	0	0
Mood Disorder	112	109	2	1	2	0	1
Non Alcohol/Drug Related Organic	1	1	0	0	0	0	0
Other Non-Psychotic	25	25	0	0	0	0	0
Other Psychotic	53	41	2	0	11	0	5
Personality Disorder	1	1	0	0	0	0	0
Schizophrenia	47	45	1	0	0	0	6
Social Conditions	70	3	0	61	1	0	6
Substance Related	111	37	97	0	0	0	2
Deferred/No Diagnosis	26	1	3	6	16	0	0
<b>Other Indicators</b>							
Deaf and Hearing Impaired	6	3	3	0	0	0	0
Dual Diagnosis	19	19	2	0	0	0	1
Homeless	26	14	4	9	0	0	0
SED (6-17)	2	1	1	0	0	0	0
SMI (If ever)	157	129	33	5	28	0	11

Notes: The same client may be counted in more than one category, e.g., clients can receive services under more than one contract source, in more than one "County of Residence," or may have multiple "Other Indicators." Please see Definition page for other considerations.

Oklahoma Department of Mental Health and Substance Abuse Services  
**Counts of Admitted Clients Served by Funding Source for Each County of Residence During FY1997**  
**COUNTY OF RESIDENCE = TEXAS**

	Funding Source						
	Total	Mental Health	Substance Abuse	Domestic Violence	Residential Care	Medicaid	Other
<b>Total</b>							
Unduplicated Count	424	231	112	83	0	67	23
<b>Agency Type</b>							
Community Mental Health Center	254	231	13	0	0	67	23
Domestic Violence and Sexual Assault	83	0	0	83	0	0	0
Substance Abuse	99	0	99	0	0	0	0
<b>Sex</b>							
Female	221	146	19	56	0	44	8
Male	203	85	93	27	0	23	15
<b>Age</b>							
0-04	15	0	0	15	0	0	0
05-17	72	34	2	23	0	7	19
18-20	26	10	9	5	0	2	3
21-24	43	21	15	9	0	5	1
25-34	102	54	37	16	0	11	0
35-44	99	62	34	12	0	20	0
45-54	35	25	9	2	0	11	0
55-64	20	14	5	1	0	6	0
65-74	6	5	1	0	0	3	0
75-84	3	3	0	0	0	1	0
85+	3	3	0	0	0	1	0
<b>Race</b>							
White	361	207	99	54	0	61	21
Black	1	1	0	0	0	0	0
Native American	14	4	3	8	0	1	0
Hispanic	50	19	10	21	0	5	2
<b>Presenting Problem/Diagnosis</b>							
Alcohol Abuse	80	7	75	0	0	3	0
Developmental Disorder	24	16	0	3	0	5	7
Mood Disorder	130	127	1	0	0	35	3
Non Alcohol/Drug Related Organic	4	4	0	0	0	0	0
Other Non-Psychotic	21	19	0	0	0	4	3
Other Psychotic	13	13	0	0	0	6	0
Personality Disorder	2	2	0	0	0	0	1
Schizophrenia	12	11	0	0	0	10	0
Social Conditions	99	21	1	70	0	4	8
Substance Related	39	11	34	0	0	0	0
Deferred/No Diagnosis	12	0	1	10	0	0	1
<b>Other Indicators</b>							
Deaf and Hearing Impaired	4	3	0	1	0	2	0
Dual Diagnosis	18	17	0	0	0	6	0
Homeless	32	6	2	25	0	3	0
SED (6-17)	21	9	0	1	0	2	16
SMI (If ever)	94	85	9	2	0	48	2

Notes: The same client may be counted in more than one category, e.g., clients can receive services under more than one contract source, in more than one "County of Residence," or may have multiple "Other Indicators." Please see Definition page for other considerations.

Oklahoma Department of Mental Health and Substance Abuse Services  
**Counts of Admitted Clients Served by Funding Source for Each County of Residence During FY1997**

**COUNTY OF RESIDENCE = TILLMAN**

	Funding Source						
	Total	Mental Health	Substance Abuse	Domestic Violence	Residential Care	Medicaid	Other
<b>Total</b>							
Unduplicated Count	119	60	33	22	0	1	12
<b>Agency Type</b>							
Community Mental Health Center	66	59	4	0	0	1	8
Domestic Violence and Sexual Assault	22	0	0	22	0	0	0
Hospital	1	1	0	0	0	0	0
Substance Abuse	31	0	30	0	0	0	4
<b>Sex</b>							
Female	74	37	16	18	0	0	7
Male	45	23	17	4	0	1	5
<b>Age</b>							
0-04	5	0	0	5	0	0	0
05-17	10	4	0	3	0	1	5
18-20	4	2	3	0	0	0	0
21-24	11	2	6	3	0	0	1
25-34	30	12	11	5	0	0	5
35-44	23	9	10	4	0	0	0
45-54	13	10	2	1	0	0	1
55-64	12	10	1	1	0	0	0
65-74	4	4	0	0	0	0	0
75-84	7	7	0	0	0	0	0
<b>Race</b>							
White	81	41	23	15	0	1	8
Black	23	12	6	5	0	0	0
Native American	4	3	2	0	0	0	0
Hispanic	11	4	2	2	0	0	4
<b>Presenting Problem/Diagnosis</b>							
Alcohol Abuse	10	3	6	0	0	0	2
Developmental Disorder	3	2	0	0	0	0	1
Mood Disorder	12	12	0	0	0	0	0
Non Alcohol/Drug Related Organic	2	2	0	0	0	0	0
Other Non-Psychotic	9	9	0	0	0	0	0
Other Psychotic	11	11	0	0	0	0	0
Personality Disorder	1	1	0	0	0	0	1
Schizophrenia	14	14	0	0	0	0	0
Social Conditions	29	3	3	18	0	1	6
Substance Related	25	3	24	0	0	0	2
Deferred/No Diagnosis	4	0	0	4	0	0	0
<b>Other Indicators</b>							
Deaf and Hearing Impaired	2	1	1	0	0	0	0
Dual Diagnosis	3	3	0	0	0	0	0
Homeless	8	5	1	2	0	0	0
SED (6-17)	2	1	0	0	0	1	2
SMI (If ever)	31	27	5	1	0	0	2

Notes: The same client may be counted in more than one category, e.g., clients can receive services under more than one contract source, in more than one "County of Residence," or may have multiple "Other Indicators." Please see Definition page for other considerations.

Oklahoma Department of Mental Health and Substance Abuse Services  
**Counts of Admitted Clients Served by Funding Source for Each County of Residence During FY1997**  
**COUNTY OF RESIDENCE = TULSA**

	Funding Source						
	Total	Mental Health	Substance Abuse	Domestic Violence	Residential Care	Medicaid	
<b>Total</b>							
Unduplicated Count	10,128	5,183	5,558	1,032	47	50	1,211
<b>Agency Type</b>							
Community Mental Health Center	6,010	4,979	2,398	0	0	50	966
Domestic Violence and Sexual Assault	1,359	0	547	1,032	0	0	23
Hospital	461	461	0	0	0	0	0
Other	164	0	164	0	0	0	0
Residential Care	47	0	0	0	47	0	0
Substance Abuse	2,976	48	2,828	0	0	0	227
<b>Sex</b>							
Female	4,806	2,745	2,165	712	18	22	655
Male	5,322	2,438	3,393	320	29	28	556
<b>Age</b>							
0-04	390	52	68	168	0	12	147
05-17	1,374	678	393	158	0	24	349
18-20	398	175	281	43	0	1	18
21-24	667	310	405	96	1	1	63
25-34	2,576	1,143	1,740	295	8	2	230
35-44	2,700	1,389	1,737	189	7	4	232
45-54	1,350	896	692	71	10	5	114
55-64	487	381	191	11	12	1	44
65-74	143	120	41	1	7	0	14
75-84	38	35	8	0	2	0	0
85+	5	4	2	0	0	0	0
<b>Race</b>							
White	7,067	3,832	3,929	593	36	35	732
Black	2,180	1,026	1,057	288	10	12	392
Native American	677	225	468	68	1	2	66
Hispanic	288	114	145	76	0	1	22
Asian	43	30	18	7	0	0	1
<b>Presenting Problem/Diagnosis</b>							
Alcohol Abuse	1,299	76	1,210	5	1	0	91
Developmental Disorder	350	301	13	0	7	3	70
Mood Disorder	2,905	2,423	1,379	1	13	5	254
Non Alcohol/Drug Related Organic	79	75	21	0	0	0	4
Other Non-Psychotic	1,022	710	187	0	0	27	364
Other Psychotic	696	618	304	0	19	4	57
Personality Disorder	140	122	51	0	0	0	13
Schizophrenia	917	875	328	0	0	5	115
Social Conditions	1,611	131	602	1,013	6	5	127
Substance Related	1,826	88	1,718	8	0	0	120
Deferred/No Diagnosis	145	10	129	5	1	1	1
<b>Other Indicators</b>							
Deaf and Hearing Impaired	52	33	24	2	0	0	5
Dual Diagnosis	1,301	983	893	0	0	4	88
Homeless	1,467	552	757	253	2	25	295
SED (6-17)	641	474	26	2	0	21	271
SMI (If ever)	4,445	3,592	2,237	115	47	15	451

Notes: The same client may be counted in more than one category, e.g., clients can receive services under more than one contract source, in more than one "County of Residence," or may have multiple "Other Indicators." Please see Definition page for other considerations.

Oklahoma Department of Mental Health and Substance Abuse Services  
**Counts of Admitted Clients Served by Funding Source for Each County of Residence During FY1997**  
**COUNTY OF RESIDENCE = WAGONER**

	Funding Source						
	Total	Mental Health	Substance Abuse	Domestic Violence	Residential Care	Medicaid	Other
<b>Total</b>							
Unduplicated Count	561	384	206	54	9	13	28
<b>Agency Type</b>							
Community Mental Health Center	408	367	117	0	0	13	19
Domestic Violence and Sexual Assault	62	0	14	54	0	0	0
Hospital	33	33	0	0	0	0	0
Other	7	1	6	0	0	0	0
Residential Care	9	0	0	0	9	0	0
Substance Abuse	82	0	78	0	0	0	9
<b>Sex</b>							
Female	283	205	72	38	3	7	15
Male	278	179	134	16	6	6	13
<b>Age</b>							
0-04	12	1	1	10	0	0	1
05-17	67	31	15	13	0	3	15
18-20	28	22	12	1	0	1	1
21-24	34	22	16	4	0	0	0
25-34	156	109	83	14	1	4	3
35-44	139	98	58	8	0	2	4
45-54	78	60	17	4	5	3	2
55-64	28	23	4	0	3	0	0
65-74	16	16	0	0	0	0	1
75-84	1	1	0	0	0	0	0
85+	2	1	0	0	0	0	1
<b>Race</b>							
White	453	316	160	43	8	10	18
Black	51	31	21	1	1	2	8
Native American	49	30	23	7	0	1	2
Hispanic	11	7	4	3	0	0	0
Asian	1	1	0	0	0	0	0
<b>Presenting Problem/Diagnosis</b>							
Alcohol Abuse	62	24	58	0	0	2	0
Developmental Disorder	18	12	0	0	1	2	6
Mood Disorder	197	188	29	0	3	5	6
Non Alcohol/Drug Related Organic	2	2	0	0	0	0	0
Other Non-Psychotic	44	38	9	0	0	1	7
Other Psychotic	51	47	8	0	3	0	1
Personality Disorder	1	1	1	0	0	0	0
Schizophrenia	43	43	4	0	0	1	0
Social Conditions	78	10	17	52	2	1	5
Substance Related	92	33	83	1	0	1	3
Deferred/No Diagnosis	4	0	3	1	0	0	0
<b>Other Indicators</b>							
Deaf and Hearing Impaired	6	3	5	0	0	0	0
Dual Diagnosis	46	44	20	0	0	2	0
Homeless	27	4	2	17	3	1	1
SED (6-17)	19	11	3	0	0	2	9
SMI (If ever)	259	230	65	7	9	6	10

Notes: The same client may be counted in more than one category, e.g., clients can receive services under more than one contract source, in more than one "County of Residence," or may have multiple "Other Indicators." Please see Definition page for other considerations.

Oklahoma Department of Mental Health and Substance Abuse Services  
**Counts of Admitted Clients Served by Funding Source for Each County of Residence During FY1997**  
**COUNTY OF RESIDENCE = WASHINGTON**

	Funding Source						
	Total	Mental Health	Substance Abuse	Domestic Violence	Residential Care	Medicaid	Other
<b>Total</b>							
Unduplicated Count	1,560	795	376	505	1	0	50
<b>Agency Type</b>							
Community Mental Health Center	777	768	9	0	0	0	33
Domestic Violence and Sexual Assault	505	0	3	505	0	0	1
Hospital	59	59	0	0	0	0	0
Other	3	0	3	0	0	0	0
Residential Care	1	0	0	0	1	0	0
Substance Abuse	365	0	363	0	0	0	16
<b>Sex</b>							
Female	869	411	149	385	0	0	28
Male	691	384	227	120	1	0	22
<b>Age</b>							
0-04	49	16	7	26	0	0	1
05-17	323	237	47	41	0	0	7
18-20	105	44	28	41	0	0	5
21-24	132	49	31	66	0	0	5
25-34	379	126	123	178	1	0	9
35-44	312	142	108	100	0	0	10
45-54	145	95	23	32	0	0	8
55-64	68	55	6	8	0	0	3
65-74	25	14	3	8	0	0	2
75-84	15	10	0	5	0	0	0
85+	7	7	0	0	0	0	0
<b>Race</b>							
White	1,274	648	293	428	1	0	39
Black	101	57	24	22	0	0	4
Native American	166	80	54	38	0	0	7
Hispanic	33	12	9	13	0	0	0
Asian	5	0	1	4	0	0	0
<b>Presenting Problem/Diagnosis</b>							
Alcohol Abuse	149	7	145	0	0	0	4
Developmental Disorder	146	143	0	2	0	0	4
Mood Disorder	317	317	3	0	0	0	9
Non Alcohol/Drug Related Organic	11	11	0	0	0	0	2
Other Non-Psychotic	158	156	0	0	0	0	8
Other Psychotic	45	44	1	1	0	0	1
Personality Disorder	23	23	0	0	0	0	1
Schizophrenia	101	101	0	0	0	0	7
Social Conditions	543	6	43	497	1	0	3
Substance Related	188	5	184	0	0	0	11
Deferred/No Diagnosis	16	1	10	5	0	0	0
<b>Other Indicators</b>							
Deaf and Hearing Impaired	7	6	0	1	0	0	0
Dual Diagnosis	72	69	5	0	0	0	1
Homeless	81	27	15	41	0	0	4
SED (6-17)	156	153	1	0	0	0	5
SMI (If ever)	484	406	75	67	1	0	30

Notes: The same client may be counted in more than one category, e.g., clients can receive services under more than one contract source, in more than one "County of Residence," or may have multiple "Other Indicators." Please see Definition page for other considerations.

Oklahoma Department of Mental Health and Substance Abuse Services  
 Counts of Admitted Clients Served by Funding Source for Each County of Residence During FY1997

COUNTY OF RESIDENCE = WASHITA

	Funding Source						
	Total	Mental Health	Substance Abuse	Domestic Violence	Residential Care	Medicaid	Other
<b>Total</b>							
Unduplicated Count	249	194	29	24	0	0	24
<b>Agency Type</b>							
Community Mental Health Center	207	193	5	0	0	0	23
Domestic Violence and Sexual Assault	25	0	2	24	0	0	0
Hospital	2	2	0	0	0	0	0
Substance Abuse	23	0	22	0	0	0	1
<b>Sex</b>							
Female	134	112	6	14	0	0	15
Male	115	82	23	10	0	0	9
<b>Age</b>							
0-04	8	1	1	4	0	0	2
05-17	67	53	0	7	0	0	19
18-20	8	6	3	0	0	0	0
21-24	17	12	3	2	0	0	1
25-34	45	32	11	5	0	0	0
35-44	60	51	7	5	0	0	2
45-54	18	15	2	1	0	0	0
55-64	14	12	2	0	0	0	0
65-74	6	6	0	0	0	0	0
75-84	5	5	0	0	0	0	0
85+	1	1	0	0	0	0	0
<b>Race</b>							
White	225	183	27	16	0	0	18
Black	5	1	1	1	0	0	2
Native American	5	5	0	0	0	0	0
Hispanic	15	5	1	7	0	0	4
<b>Presenting Problem/Diagnosis</b>							
Alcohol Abuse	17	8	9	0	0	0	1
Developmental Disorder	19	17	0	0	0	0	3
Mood Disorder	89	87	1	0	0	0	2
Non Alcohol/Drug Related Organic	2	2	0	0	0	0	0
Other Non-Psychotic	44	42	0	0	0	0	10
Other Psychotic	9	9	1	0	0	0	0
Personality Disorder	1	1	0	0	0	0	0
Schizophrenia	15	15	0	0	0	0	0
Social Conditions	48	17	3	24	0	0	8
Substance Related	19	5	15	0	0	0	0
<b>Other Indicators</b>							
Deaf and Hearing Impaired	2	2	0	0	0	0	0
Dual Diagnosis	19	19	1	0	0	0	0
Homeless	9	1	3	4	0	0	1
SED (6-17)	37	34	0	0	0	0	7
SMI (If ever)	115	106	9	5	0	0	2

Notes: The same client may be counted in more than one category, e.g., clients can receive services under more than one contract source, in more than one "County of Residence," or may have multiple "Other Indicators." Please see Definition page for other considerations.



Oklahoma Department of Mental Health and Substance Abuse Services  
**Counts of Admitted Clients Served by Funding Source for Each County of Residence During FY1997**

**COUNTY OF RESIDENCE = WOODS**

	Funding Source						
	Total	Mental Health	Substance Abuse	Domestic Violence	Residential Care	Medicaid	Other
<b>Total</b>							
Unduplicated Count	212	187	27	2	0	67	0
<b>Agency Type</b>							
Community Mental Health Center	192	187	6	0	0	67	0
Domestic Violence and Sexual Assault	2	0	0	2	0	0	0
Substance Abuse	22	0	22	0	0	0	0
<b>Sex</b>							
Female	129	114	15	1	0	49	0
Male	83	73	12	1	0	18	0
<b>Age</b>							
0-04	6	0	6	0	0	0	0
05-17	44	39	4	1	0	9	0
18-20	6	5	1	0	0	0	0
21-24	17	15	4	0	0	7	0
25-34	46	38	9	1	0	8	0
35-44	39	38	3	0	0	11	0
45-54	25	24	0	0	0	15	0
55-64	14	14	0	0	0	7	0
65-74	11	11	0	0	0	8	0
75-84	3	3	0	0	0	1	0
85+	1	0	0	0	0	1	0
<b>Race</b>							
White	206	181	27	2	0	65	0
Native American	2	2	0	0	0	1	0
Hispanic	4	4	0	0	0	1	0
<b>Presenting Problem/Diagnosis</b>							
Alcohol Abuse	11	6	6	0	0	1	0
Developmental Disorder	7	7	0	0	0	3	0
Mood Disorder	110	108	1	0	0	45	0
Non Alcohol/Drug Related Organic	2	2	0	0	0	2	0
Other Non-Psychotic	16	16	0	0	0	3	0
Other Psychotic	7	7	0	0	0	3	0
Schizophrenia	6	6	0	0	0	5	0
Social Conditions	38	29	7	1	0	4	0
Substance Related	9	4	6	0	0	1	0
Deferred/No Diagnosis	9	2	7	1	0	0	0
<b>Other Indicators</b>							
Dual Diagnosis	9	9	0	0	0	3	0
Homeless	14	12	0	2	0	4	0
SED (6-17)	9	9	0	0	0	4	0
SMI (If ever)	103	98	5	1	0	55	0

Notes: The same client may be counted in more than one category, e.g., clients can receive services under more than one contract source, in more than one "County of Residence," or may have multiple "Other Indicators." Please see Definition page for other considerations.

**Oklahoma Department of Mental Health and Substance Abuse Services**  
**Counts of Admitted Clients Served by Funding Source for Each County of Residence During FY1997**  
**COUNTY OF RESIDENCE = WOODWARD**

	<b>Funding Source</b>						
	<b>Total</b>	<b>Mental Health</b>	<b>Substance Abuse</b>	<b>Domestic Violence</b>	<b>Residential Care</b>	<b>Medicaid</b>	<b>Other</b>
<b>Total</b>							
Unduplicated Count	623	442	99	99	5	146	5
<b>Agency Type</b>							
Community Mental Health Center	480	440	51	0	0	146	3
Domestic Violence and Sexual Assault	99	0	0	99	0	0	0
Hospital	3	3	0	0	0	0	0
Residential Care	5	0	0	0	5	0	0
Substance Abuse	49	0	48	0	0	0	2
<b>Sex</b>							
Female	358	258	29	71	4	91	0
Male	265	184	70	28	1	55	5
<b>Age</b>							
0-04	26	0	7	19	0	0	0
05-17	98	61	15	16	0	22	5
18-20	19	15	1	4	0	3	0
21-24	37	24	10	6	0	6	0
25-34	144	104	30	23	0	28	0
35-44	161	125	26	22	1	37	0
45-54	72	59	5	7	2	21	0
55-64	45	37	4	2	2	16	0
65-74	15	14	1	0	0	8	0
75-84	4	3	0	0	0	3	0
85+	2	0	0	0	0	2	0
<b>Race</b>							
White	576	419	84	88	4	143	3
Black	7	0	4	2	1	0	0
Native American	20	13	8	1	0	1	1
Hispanic	19	10	3	8	0	2	0
Asian	1	0	0	0	0	0	1
<b>Presenting Problem/Diagnosis</b>							
Alcohol Abuse	69	53	34	0	0	8	0
Developmental Disorder	27	17	4	3	1	10	0
Mood Disorder	183	181	5	0	0	53	0
Non Alcohol/Drug Related Organic	9	8	0	0	0	6	0
Other Non-Psychotic	47	44	0	0	0	8	3
Other Psychotic	43	37	0	0	4	24	0
Schizophrenia	31	28	0	0	0	20	0
Social Conditions	144	55	3	84	0	12	0
Substance Related	51	19	36	1	0	3	2
Deferred/No Diagnosis	32	2	18	11	0	2	0
<b>Other Indicators</b>							
Deaf and Hearing Impaired	2	2	0	0	0	2	0
Dual Diagnosis	47	47	1	0	0	23	0
Homeless	35	21	6	8	0	5	1
SED (6-17)	10	6	0	0	0	4	4
SMI (If ever)	230	203	26	9	5	101	0

Notes: The same client may be counted in more than one category, e.g., clients can receive services under more than one contract source, in more than one "County of Residence," or may have multiple "Other Indicators." Please see Definition page for other considerations.

**Oklahoma Department of Mental Health and Substance Abuse Services**  
**Counts of Admitted Clients Served by Funding Source for Each County of Residence During FY1997**  
**COUNTY OF RESIDENCE = OUT OF STATE/UNKNOWN**

	<b>Funding Source</b>						
	<b>Total</b>	<b>Mental Health</b>	<b>Substance Abuse</b>	<b>Domestic Violence</b>	<b>Residential Care</b>	<b>Medicaid</b>	<b>Other</b>
<b>Total</b>							
Unduplicated Count	805	193	220	420	4	1	22
<b>Agency Type</b>							
Community Mental Health Center	150	130	46	0	0	1	3
Domestic Violence and Sexual Assault	421	1	6	420	0	0	1
Hospital	78	78	0	0	0	0	0
Other	5	5	0	0	0	0	0
Residential Care	4	0	0	0	4	0	0
Substance Abuse	175	0	170	0	0	0	18
<b>Sex</b>							
Female	425	58	69	310	0	1	13
Male	380	135	151	110	4	0	9
<b>Age</b>							
0-04	108	1	10	99	0	0	4
05-17	132	3	5	121	0	0	5
18-20	38	8	13	20	0	0	0
21-24	52	13	25	18	0	0	3
25-34	190	58	65	73	1	1	5
35-44	186	64	73	60	1	0	1
45-54	71	31	24	20	1	0	4
55-64	20	11	5	6	0	0	0
65-74	7	3	0	3	1	0	0
75-84	1	1	0	0	0	0	0
<b>Race</b>							
White	555	169	172	236	4	0	14
Black	156	19	22	119	0	1	6
Native American	40	3	16	22	0	0	0
Hispanic	58	4	10	45	0	0	2
<b>Presenting Problem/Diagnosis</b>							
Alcohol Abuse	99	21	86	0	0	0	2
Developmental Disorder	3	0	2	0	1	0	2
Mood Disorder	59	53	8	0	0	0	2
Non Alcohol/Drug Related Organic	3	3	1	0	0	0	0
Other Non-Psychotic	19	18	3	0	0	0	2
Other Psychotic	63	60	9	1	1	1	0
Personality Disorder	2	1	1	0	0	0	0
Schizophrenia	25	25	2	0	0	0	0
Social Conditions	425	8	21	399	1	0	8
Substance Related	100	13	89	0	0	0	6
Deferred/No Diagnosis	23	1	1	20	1	0	0
<b>Other Indicators</b>							
Deaf and Hearing Impaired	2	0	1	1	0	0	0
Dual Diagnosis	53	50	7	0	0	1	0
Homeless	244	27	18	201	1	0	0
SMI (If ever)	158	115	31	25	4	1	2

Notes: The same client may be counted in more than one category, e.g., clients can receive services under more than one contract source, in more than one "County of Residence," or may have multiple "Other Indicators." Please see Definition page for other considerations.

## Definitions of Terms and Categorization Variables

---

The following are definitions of terms and categorization variables used in this Data Book report.

### Admitted Clients Served

Admitted Clients Served had an admission transaction in the ICIS before or during the report year and had received a service during the year. They are counted only once in the total for each level of aggregation. This is called an unduplicated count.

### Age

Client age is computed using the client's age at the middle of the fiscal year.

### Contacts

Individuals are counted as contacts when they call or visit an agency, but are not admitted.

### Funding Source

Funding Source helps identify the payment source of services. Frequently, clients receive services under multiple funding sources. The funding source categories for this report were Mental Health, Substance Abuse, Domestic Violence, Residential Care, Medicaid, and Other.

### ICIS

The Oklahoma Department of Mental Health and Substance Abuse Services maintains an agency-wide database, the Integrated Client Information System (ICIS), to which all Department-funded services and transactions are reported. The ICIS contains demographic and service information about clients and agencies.

### List of Agencies by Type

The following is a list of agencies by type that provided data during the Fiscal Year 1997:

**AGENCY TYPE****AGENCY NAME****Community Mental Health**

ASSOCIATED CENTERS FOR THERAPY, INC.  
BILL WILLIS MENTAL HEALTH  
CARL ALBERT CMHC  
CENTRAL OKLAHOMA CMHC  
CHISHOLM TRAIL COUNSELING SERVICES  
COMMUNITY COUNSELING CENTER  
CREEKS MENTAL HEALTH SERVICES  
EDWIN FAIR CMHC  
GRAND LAKE M.H.C.  
GREEN COUNTRY BEHAVIORAL HEALTH SERVICES  
HOPE COMMUNITY SERVICES, INC.  
JIM TALIAFERRO CMHC  
MENTAL HEALTH SERVICES OF SOUTHERN OKLAHOMA  
NORTH CARE CENTER  
OK COUNTY CRISIS INTERVENTION CENTER  
PARKSIDE, INC.  
RED ROCK BEHAVIORAL HEALTH SERVICES  
RED ROCK WEST  
WESTERN STATE PSYCHIATRIC CENTER  
WHEATLAND MH CENTER, INC.

**Domestic Violence and Sexual Assault**

ACMI HOUSE INC  
ACTION ASSOCIATES, INC.  
CALL RAPE INC.  
COMMUNITY CRISIS CENTER, INC.  
CRISIS CONTROL CENTER  
D.V. PROG. OF N. CENTRAL OK.  
DOMESTIC VIOLENCE INTERVENTION SERVICES  
FAMILY CRISIS & COUNSELING CENTER  
FAMILY CRISIS CENTER, INC.  
FAMILY SHELTER  
HELP-IN-CRISIS, INC.  
N.W. DOMESTIC CRISIS SERVICES  
NEW DIRECTIONS, INC.  
PROJECT SAFE, INC.  
S.O.S. FOR FAMILIES  
STEPHENS COUNTY VOLUNTEERS FOR CRISIS INTERVENTION  
STILLWATER DOMESTIC VIOLENCE SERVICE INC.  
WOMEN IN SAFE HOMES, INC.  
WOMEN'S CRISIS SERVICES  
WOMEN'S SERVICE & FAMILY RESOURCE CENTER  
WOMENS RESOURCE CENTER  
YWCA CRISIS CENTER  
YWCA OF OKC CRISIS SERVICES

**AGENCY TYPE****AGENCY NAME**

---

**Hospitals**

EASTERN STATE HOSPITAL  
GRIFFIN MEMORIAL HOSPITAL  
OKLAHOMA YOUTH CENTER

**Other Agencies**

CENTER FOR CHILDREN & FAMILIES  
DIVORCE VISITATION ARBITRATION  
GREAT PLAINS IMPROVEMENT FND.  
HIV RESOURCE CONSORTIUM  
HOMINY HEALTH SRVCS CENTER INC.  
PEOPLE INCORPORATED  
PROJECT HEARTLAND  
TULSA METROPOLITAN MINISTRY  
TULSA SEXUAL ASSAULT NURSE EXAMINERS PROGRAM  
CENTER FOR CHILDREN & FAMILIES  
DIVORCE VISITATION ARBITRATION  
GREAT PLAINS IMPROVEMENT FND.  
HIV RESOURCE CONSORTIUM  
HOMINY HEALTH SRVCS CENTER INC.  
PEOPLE INCORPORATED  
PROJECT HEARTLAND  
TULSA METROPOLITAN MINISTRY  
TULSA SEXUAL ASSAULT NURSE EXAMINERS PROGRAM

**Residential Care**

AUTUMN YEARS RESIDENT RANCH  
BOLEY RESIDENTIAL CARE HOME  
BOLEY RESIDENTIAL CARE HOME II  
CLETA'S COTTAGE  
COPP'S RESIDENTIAL CARE, INC.  
COUNTRY LANE RESID. CARE HOME  
DON MENTZER FACILITY  
DOW RESIDENTIAL CARE HOME  
DUNCAN COMMUNITY RESIDENCE INC  
DYCO PROPERTIES, INC.  
EDNA LEE'S RESIDENTIAL CARE  
EL RENO RESIDENTIAL CARE  
ELM TREE HOUSE  
FAIR OAKS  
GOLDEN YEARS  
GREEN ACRES  
HAV-TAPINC DBA, THE HARBOR  
HIGH CEDAR RESIDENTIAL CARE  
LAKE FRANCIS RETIREMENT CENTER  
LEXINGTON ROOM & BOARD  
MILLER COZY HOME, INC.  
NORTH FORK RESIDENTIAL CARE  
PADEN RESIDENTIAL CARE

**AGENCY TYPE****AGENCY NAME**

---

**Substance Abuse**

PARKVIEW RESIDENTIAL CARE  
RAMBLING ROSE RESIDENTIAL CARE  
SANTE FE RESIDENTIAL CARE  
SOUTHWEST RETIREMENT HOME, INC  
SUGAR MOUNTAIN RETREAT  
SUNNY ACRES BOARDING MANOR, INC.  
SUNNY ACRES RESIDENTIAL CARE

ADA AREA CHEMICAL DEPENDENCY CENTER, INC.  
ALPHA II, INC.  
BRIDGEWAY  
CAA TURNING POINT  
CARE FOR CHANGE, INC.  
COMMUNITY ALCOHOLISM SERVICES  
CROSSROADS COUNSELING  
CROSSROADS INCORPORATED  
DRUG RECOVERY, INC.  
EAGLE RIDGE INSTITUTE  
EDMOND FAMILY SERVICES, INC.  
FIRST WINGS OF FREEDOM  
GATEWAY TO PREVENTION/RECOVERY  
HOUSE OF HOPE, INC.  
INDIAN HEALTH CARE RESOURCE CENTER  
KIAMICHI COUNCIL ON ALCOHOLISM  
LASTSTOP  
LEFLORE COUNTY YOUTH & FAMILY SERVICES, INC.  
LIFE IMPROVEMENT CENTER  
LOGAN COUNTY YOUTH AND FAMILY SERVICES INC.  
METRO TULSA SUBSTANCE ABUSE SERVICES  
MONARCH, INC.  
MOORE ALCOHOL AND DRUG CENTER  
MUSKOGEE COUNTYCOUNCIL YTH SV  
N.E. OK COUNCIL ON ALCOHOLISM  
NAIC CENTER OF OKLAHOMA ALCOHOL & DRUG SERVICES, INC.  
NATIVE AMERICAN CENTER OF RECOVERY  
NEW HOPE OF MANGUM  
NORMAN ALCOHOL AND DRUG TREATMENT CENTER  
OPPORTUNITIES, INC.  
PALMER DRUG ABUSE PROGRAM INC.  
PAYNE COUNTYCOUNSELING SERVICES, INC.  
ROADBACK, INC.  
ROGERS COUNTY DRUG ABUSE PROGRAM, INC.  
S.W. YOUTH & FAMILY SERVICES  
SECOND CHANCE CDU  
SOAARR, INC.  
STARTING POINT II, INC.

## AGENCY TYPE

## AGENCY NAME

---

STREET SCHOOL, INC.  
THE NEXT STEP NETWORK, INC.  
THE OAKS BEHAVIORAL HEALTH CENTER  
THE REFERRAL CENTER  
TRI-CITY SUBSTANCE ABUSE CENTER  
TRI-CITY YOUTH & FAMILY CENTER  
TURNING POINT  
TWELVE & TWELVE, INC.  
VINITA ALCOHOL AND DRUG TREATMENT CENTER

## ODMHSAS

Refers to the Oklahoma Department of Mental Health and Substance Abuse Services.

## Other Indicators

There are several groups of clients that are of special interest because they have special treatment needs, state or federal requirements regarding their placement or the services they receive, or because they are part of a priority population. The definitions of these groups and criteria for their selection are provided below:

- Deaf and Hearing Impaired  
Clients who are deaf, hard of hearing, or indicated the need for an interpreter for the deaf were grouped to form the Deaf and Hearing Impaired category.
- Homeless  
A homeless person under ICIS criteria is a person who: (a) lacks a fixed, regular and adequate night time residence AND (b) has a primary night time residence that is a supervised publicly or privately operated shelter designed to provide temporary living accommodations including welfare hotels, congregate shelters, halfway houses, and transitional housing for the mentally ill; or an institution that provides a temporary residence for individuals intended to be institutionalized; or a public or private place not designed for, or ordinarily used as, a regular sleeping accommodation for human beings, not limited to people living on the streets. Individuals are considered homeless if they have lost their permanent residence, and are temporarily living in a shelter to avoid being on the street. Prisoners being released or in the custody of a correctional facility are not



considered homeless at the time of admission for treatment. The definition also excludes persons in a hospital, residential care facility, commercial hotel/motel, supervised apartment, or living with parent/other relative (even if only temporarily). The definition does include domestic violence and sexual assault shelters, as the persons have fled a residence that is not adequate (i.e., not safe).

- Legal Status

Legal Status has three categories; Voluntary, Civil Involuntary, and Criminal Involuntary. The categories of legal status (with ICIS codes) are as follows:

**Voluntary.** These clients enter treatment voluntarily and are coded Voluntary Admission (01), Court Voluntary (02), Informal Admission (16), or Other (18).

**Civil Involuntary.** These clients are required by the court system to receive services, even though they may be reluctant. They are coded Court Commitment (03), Order of Detention (06), Juvenile Court Order (07), Transfer – Other Legal Entity (08), Court Ordered Juveniles in Need of Treatment, DHS given custody (10), Court Ordered Juveniles in Need of Treatment Parental Custody Retained (11), Emergency Detention (12), Continued Court Detention (13), 28-Day Court Commitment (14), or Protective Custody (17).

**Criminal Involuntary.** These clients are required to receive services because they have been accused of or have committed a crime. Codes include the following; Incompetent to Stand Trial (04), Not Guilty by Reason of Insanity (05), Court Order for Observation and Evaluation (09), Court Referred DUI Clients (15), Criminal Hold (20), or Court Commit with Hold (21).

- Adults with Serious Mental Illness (SMI)

SMI denotes clients who have been identified **at any time** as having a serious mental illness using the formal ODMHSAS definition. According to this definition, an Adult with a Serious Mental Illness must be an individual 18 years of age or older.

- Children with a Serious Emotional Disturbance (SED)

SED refers to children who meet departmental criteria for having a Serious Emotional Disturbance.

- Any Alcohol/Drug Problem

A substance abuse client is one who has one or more DSM-IV Axis I primary, secondary or tertiary diagnoses from categories 1.a. or 1.b. (in the Dual

Diagnosis definition below) or one or more ICIS Substance Abuse Related Problems (710-731, 741-743). Clients identified only as co-dependents are not identified as substance abusers.

- **Dual Diagnosis Client**

A dual diagnosis client is one who meets the criteria for having a substance abuse diagnosis from categories 1.a. or 1.b. below and meets the criteria for a mental illness based on one or more DSM-IV Axis II primary, secondary, or tertiary diagnoses from categories 2.a. through 2.e. below.

- 1.a. Psychoactive Substance Induced Organic Disorders: 291.0-291.8, 292.0-292.83, 292.89-282.99
- b. Psychoactive Substance Use Disorders: 303.0-305.99.
- 2.a. Schizophrenia: 295.10, 295.20, 295.30, 295.40, 295.60, 295.70, 295.90
- b. Delusional (Paranoid) Disorder: 297.1
- c. Other Psychotic Disorders: 295.40, 295.70, 297.3, 298.8, 298.9, 297.1, 297.3
- d. Mood Disorders: 296.20-296.7
- e. Borderline Personality Disorder: 301.83

## Presenting Problem/Diagnosis

Categories for this variable are based on the DSM-IV primary diagnosis or primary presenting problem. If the admitting agency has clinicians qualified to make a diagnosis, the diagnosis is used, otherwise, a presenting problem is used to define a client's category.

<b>Categories</b>	<b>Codes</b>
<b>Developmental Disorders</b>	
DSM-IV Codes:	302.5-302.69, 302.85, 307-307.39, 307.5-307.99, 309.21, 312-312.29, 312.9-313.21, 313.81-313.89, 314-314.99, 315-319.99, 299-299.99
Presenting Problems:	210, 240

**Categories****Codes****Non Alcohol/Drug Related Organic**

DSM-IV Codes: 290-290.99, 293-293.83, 294-294.80, 310-310.10

**Alcohol Abuse**

DSM-IV Codes: 291-291.99, 293.9, 303-303.99, 305-305.02  
Presenting Problems: 741, 710, 711

**Other Substance Abuse**

DSM-IV Codes: 305.1-305.99, 292-292.99, 304-304.99  
Presenting Problems: 742, 743, 744, 720-731

**Schizophrenia**

DSM-IV Codes: 295 (excluding 295.4, 295.7)

**Other Psychotic**

DSM-IV Codes: 297-298.9, 295.40, 294.9, 295.70  
Presenting Problems: 510-530, 650

**Mood Disorders**

DSM-IV Codes: 296-296.99, 301.13, 300.4-300.49, 293.89, 311-311.99  
Presenting Problems: 500-503

**Other Non-Psychotic**

DSM-IV Codes: 300-300.39, 300.6-300.99, 302-302.49, 302.7-302.84, 302.89-302.99, 307-4-307.49, 307.8, 312.8, 308.3-309.19, 309.23-309.99, 312.3, 316-316.99, 780.50

**Personality Disorders**

DSM-IV Codes: 301-301.9

**Social Conditions**

DSM-IV Codes: V40.00-V40.60, V61-V71.02, 955.5-995.81  
Presenting Problems: 740, 450, 620-632, 311-420

**Deferred/No Diagnosis**

DSM-IV Codes: 799.9-799.90, V71.09  
Presenting Problems: 110, 130

## Race

The Unknown category was utilized to group Clients who made no selection from the choices below indicating their race.

The following groupings are used for reporting race:

- White
- Black
- Native American
- Hispanic
- Asian
- Unknown

Various Categories:

In response to many special report requests in past years, the special reports table was generated to address the majority of those requests.

## Description of the Data Book

---

This Data Book displays Counts of Admitted Clients Served by Funding Source for Sex, Age, Race, Presenting Problem/Diagnosis, County of Residence, and Other Indicators. It contains six tables presenting data for 1) Statewide Total, 2) Agency, 3) Agency Type, 4) Count of Residence, 5) Planning Area, and 6) Various Categories.

### Admitted Clients Served by Funding Source

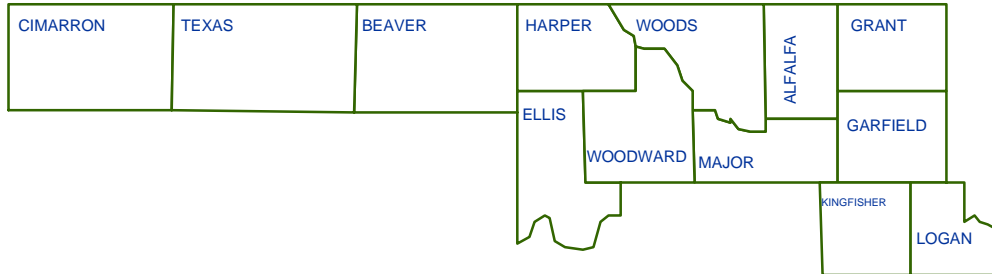
Admitted Clients Served are clients who have an admission transaction in the ICIS before or during the report year and had received a service during the report year. They are counted only once in the total for each level of aggregation or category in which they appear. This is called an unduplicated count. For example, a client may receive services at one hospital and then receive services at another hospital in the same year. This client would be counted twice (once at each hospital) in the agency report, but only once in the agency type and statewide tables. Because information such as age and sex should remain constant (except for data entry errors), counts for categories of these variables will sum to the total clients served on each table. Variables that might change from admission at one facility to admission at another or over time, (e.g., legal status, diagnosis, and target population) can be counted in more than one category and should not be summed.

This Data Book shows only clients who were admitted for services and excludes contacts. It enumerates admitted clients, but further limits the counts to specific subgroups of the client population. Each individual counted has received a service at some time during the year regardless of the year he/she was admitted. Clients are grouped by frequently referenced demographics: Sex, Age, Race, Presenting Problem/Diagnosis, County of Residence, and Other Indicators. A client may be in more than one of these groups, or a client's group may change during the year. As a result, the sum of target populations exceeds the total number served. However, for any given population, the age, race, and sex, which do not change (age is calculated as of a single point in time), are unduplicated counts and should equal the total.

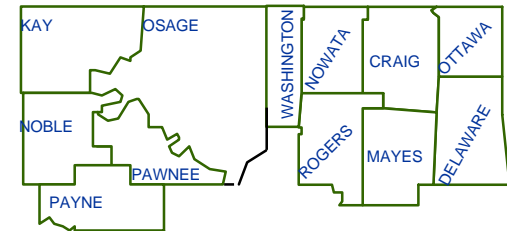
OKLAHOMA DEPARTMENT OF MENTAL HEALTH  
AND SUBSTANCE ABUSE SERVICES

# Planning Areas

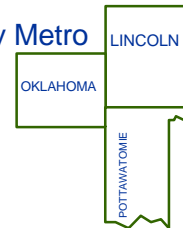
Northwest



Northeast



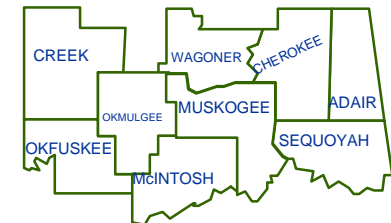
Oklahoma City Metro



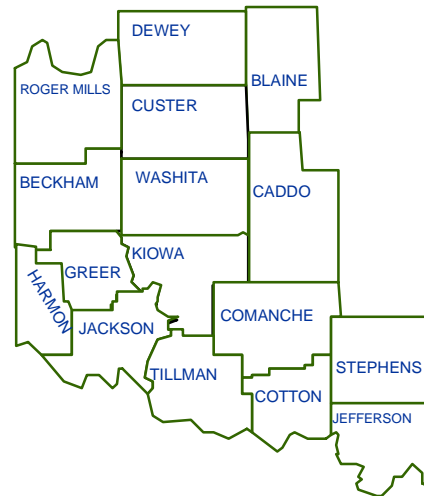
Tulsa Metro



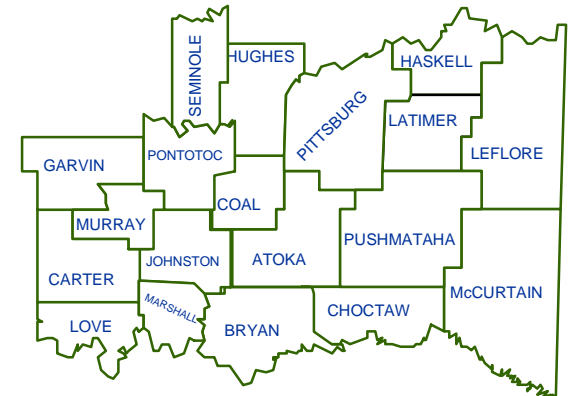
East Central



Central



Southwest



Southeast