

data

BOOK FOR FISCAL YEAR 1998

Admitted Clients Served
By Funding Source

Table 4. Counts of Admitted
Clients Served for each County
of Residence

DATA BOOK FOR FISCAL YEAR 1998

Published by

Oklahoma Department of Mental Health and Substance Abuse
Services

Prepared by

Ali Akour, Ph.D.

Data Analyst, Evaluation and Data Analysis Section
Decision Support Services

2002

Terry Cline, Ph.D., Commissioner
Steve Davis, Ph.D., Director of Decision Support Services
Mark Reynolds, Ed. D., Evaluation & Data Analysis Data Projects Manager

Public Domain Notice

The Data Book for Fiscal Year 1998 is in the public domain and may be reproduced or copied without permission from the Oklahoma Department of Mental Health and Substance Abuse Services. However, this publication may not be reproduced or distributed for a fee without the specific, written authorization of Oklahoma Department of Mental Health and Substance Abuse Services. Citation of the source is appreciated.

Electronic Access to Publication

This publication is available on the World Wide Web at:
<http://www.odmhsas.org/specialreports.htm>

How to Contact Us

**Oklahoma Department of Mental Health and Substance Abuse Services
Evaluation and Data Analysis Section**

P.O. Box 53277

Oklahoma City, OK 73152-3277

(405) 522-3813

Contents

Introduction

Admitted Clients Served by Funding Source

- Table 1. Counts of Admitted Clients Served for **Statewide Total**
- Table 2. Counts of Admitted Clients Served for each **Agency**
- Table 3. Counts of Admitted Clients Served for each **Agency Type**
- Table 4. Counts of Admitted Clients Served for each **County of Residence**
- Table 5. Counts of Admitted Clients Served for each **Planning Area**
- Table 6. Counts of Admitted Clients Served for **Various Categories**

Appendix

Definitions of Terms and Categorization Variables

Description of the Data Book

Map of Planning Areas

DATA BOOK FOR FISCAL YEAR 1998

Introduction

Prior to Fiscal Year 1999, any client seen at an Oklahoma Department of Mental Health and Substance Abuse Services (ODMHSAS) contracted facility was reported, regardless of who paid for the service. Starting with Fiscal Year 1999, only clients funded in full or in part by ODMHSAS were reported. Therefore, previous years' reported client counts will be larger than in following years.

During the Fiscal Year 1998, the State of Oklahoma expenditures on community mental health services, inpatient facilities, substance abuse services, domestic violence/sexual assault services, and departmental management amounted to approximately \$168 million dollars. An unduplicated total of approximately 84,853 recipients were served system-wide in FY 1998. The unduplicated total of 84,853 recipients consists of 61,690 recipients that were admitted and served and 23,163 recipients that were contacts. This Data Book report is generated to provide basic information about these recipients for policy makers, interest groups, and others working to improve the quality of life for those in need.

The Data Book report is produced by the Evaluation and Data Analysis Section of the Decision Support Services Division at the ODMHSAS. The report summarizes demographic information for clients served in agencies operated by or funded through ODMHSAS. To create the Data Book report, data are extracted from the ODMHSAS Integrated Client Information System (ICIS). ICIS contains demographic and service information about service recipients and agencies.

This Data Book report focuses on Admitted Clients Served by Funding Source. To meet the specific needs of a variety of entities, the information is divided into tables and each table presents a different view of the data. Definitions of terms and a map of planning areas are also provided.

Oklahoma Department of Mental Health and Substance Abuse Services
Counts of Admitted Clients Served by Funding Source for Each County of Residence During FY1998
COUNTY OF RESIDENCE = ADAIR

	Funding Source						
	Total	Mental Health	Substance Abuse	Domestic Violence	Residential Care	Medicaid	Other
Total							
Unduplicated Count	329	195	93	76	34	95	41
Agency Type							
Community Mental Health Center	207	190	60	0	0	94	40
Domestic Violence and Sexual Assault	76	0	0	76	0	0	0
Hospital	5	5	0	0	0	0	0
Other	2	0	2	0	0	0	0
Residential Care	34	0	0	0	34	0	0
Substance Abuse	32	0	32	0	0	1	1
Sex							
Female	189	110	44	56	16	57	19
Male	140	85	49	20	18	38	22
Age							
0-04	21	0	5	16	0	0	0
05-17	57	28	3	26	0	12	15
18-20	7	3	1	2	1	1	0
21-24	13	3	7	6	0	2	0
25-34	68	41	26	12	2	6	2
35-44	76	52	29	9	11	32	4
45-54	43	30	16	4	6	16	10
55-64	23	19	5	0	7	13	5
65-74	12	10	1	1	5	8	3
75-84	8	8	0	0	2	5	2
85+	1	1	0	0	0	0	0
Race							
White	226	151	60	37	28	71	30
Black	5	3	2	1	2	3	0
Native American	88	36	23	35	4	20	9
Hispanic	10	4	6	2	0	1	1
Asian	4	1	2	1	0	0	1
Presenting Problem/Diagnosis							
Alcohol Abuse	27	11	23	0	0	4	0
Developmental Disorder	19	14	0	0	3	5	9
Mood Disorder	80	74	19	0	1	29	15
Non Alcohol/Drug Related Organic	5	5	1	0	0	2	1
Other Non-Psychotic	21	21	7	0	0	10	1
Other Psychotic	39	19	2	0	26	9	0
Personality Disorder	5	3	3	0	0	3	0
Schizophrenia	39	39	9	0	0	31	14
Social Conditions	76	0	0	76	0	0	0
Substance Related	27	9	22	0	0	2	1
Deferred/No Diagnosis	11	0	7	0	4	0	0
Other Indicators							
Deaf and Hearing Impaired	10	9	3	0	0	2	1
Dual Diagnosis	10	7	8	0	0	2	0
Homeless	46	2	4	39	1	0	0
SED (6-17)	17	15	1	0	0	8	9
SMI (If ever)	163	143	40	3	33	74	28

Notes: The same client may be counted in more than one category, e.g., clients can receive services under more than one contract source, in more than one "County of Residence," or may have multiple "Other Indicators." Please see Definition page for other considerations.

Oklahoma Department of Mental Health and Substance Abuse Services
Counts of Admitted Clients Served by Funding Source for Each County of Residence During FY1998

COUNTY OF RESIDENCE = ALFALFA

	Funding Source						
	Total	Mental Health	Substance Abuse	Domestic Violence	Residential Care	Medicaid	Other
Total							
Unduplicated Count	92	65	17	5	3	25	0
Agency Type							
Community Mental Health Center	78	65	9	0	0	25	0
Domestic Violence and Sexual Assault	5	0	0	5	0	0	0
Residential Care	3	0	0	0	3	0	0
Substance Abuse	8	0	8	0	0	0	0
Sex							
Female	43	34	1	5	2	12	0
Male	49	31	16	0	1	13	0
Age							
0-04	1	0	1	0	0	0	0
05-17	12	12	1	0	0	5	0
18-20	4	2	2	0	0	0	0
21-24	4	4	0	0	0	0	0
25-34	24	15	7	3	0	4	0
35-44	18	11	4	1	1	5	0
45-54	15	11	2	1	1	3	0
55-64	9	5	0	0	1	6	0
65-74	3	3	0	0	0	1	0
75-84	2	2	0	0	0	1	0
Race							
White	88	64	15	4	3	25	0
Black	2	1	1	0	0	0	0
Hispanic	2	0	1	1	0	0	0
Presenting Problem/Diagnosis							
Alcohol Abuse	10	3	6	0	1	0	0
Developmental Disorder	7	7	0	0	0	3	0
Mood Disorder	36	36	0	0	0	9	0
Non Alcohol/Drug Related Organic	1	1	0	0	0	0	0
Other Non-Psychotic	7	6	0	0	0	3	0
Other Psychotic	6	3	0	0	2	4	0
Schizophrenia	8	4	0	0	0	5	0
Social Conditions	5	1	0	4	0	1	0
Substance Related	9	3	7	0	0	0	0
Deferred/No Diagnosis	6	1	5	1	0	0	0
Other Indicators							
Dual Diagnosis	5	5	0	0	0	2	0
Homeless	5	2	2	1	0	0	0
SED (6-17)	4	4	0	0	0	3	0
SMI (If ever)	44	32	2	2	3	18	0

Notes: The same client may be counted in more than one category, e.g., clients can receive services under more than one contract source, in more than one "County of Residence," or may have multiple "Other Indicators." Please see Definition page for other considerations.

Oklahoma Department of Mental Health and Substance Abuse Services
Counts of Admitted Clients Served by Funding Source for Each County of Residence During FY1998

COUNTY OF RESIDENCE = ATOKA

	Funding Source						
	Total	Mental Health	Substance Abuse	Domestic Violence	Residential Care	Medicaid	Other
Total							
Unduplicated Count	285	120	145	17	1	48	17
Agency Type							
Community Mental Health Center	126	118	4	0	0	18	13
Domestic Violence and Sexual Assault	17	0	0	17	0	0	0
Hospital	2	2	0	0	0	0	0
Residential Care	1	0	0	0	1	0	0
Substance Abuse	150	0	141	0	0	30	4
Sex							
Female	146	69	66	11	1	37	12
Male	139	51	79	6	0	11	5
Age							
0-04	11	0	9	2	0	3	0
05-17	48	4	29	9	0	12	4
18-20	10	2	8	0	0	0	0
21-24	19	8	13	0	0	3	3
25-34	78	28	46	4	0	12	6
35-44	50	28	22	2	0	6	4
45-54	41	29	12	0	0	8	0
55-64	16	12	3	0	1	3	0
65-74	9	7	2	0	0	1	0
75-84	3	2	1	0	0	0	0
Race							
White	211	102	96	10	1	35	13
Black	27	8	10	7	0	5	0
Native American	48	11	39	0	0	8	4
Presenting Problem/Diagnosis							
Alcohol Abuse	50	5	43	0	0	3	0
Developmental Disorder	8	5	2	0	1	2	0
Mood Disorder	52	51	1	0	0	8	3
Non Alcohol/Drug Related Organic	2	2	0	0	0	0	0
Other Non-Psychotic	33	14	15	0	0	18	6
Other Psychotic	17	17	0	0	0	7	0
Schizophrenia	20	20	0	0	0	1	0
Social Conditions	66	4	40	17	0	5	7
Substance Related	46	4	44	0	0	4	1
Other Indicators							
Deaf and Hearing Impaired	2	2	0	0	0	1	0
Dual Diagnosis	13	13	0	0	0	2	0
Homeless	20	2	1	17	0	2	0
SED (6-17)	2	2	0	0	0	0	1
SMI (If ever)	81	77	6	0	1	16	3

Notes: The same client may be counted in more than one category, e.g., clients can receive services under more than one contract source, in more than one "County of Residence," or may have multiple "Other Indicators." Please see Definition page for other considerations.

Oklahoma Department of Mental Health and Substance Abuse Services
Counts of Admitted Clients Served by Funding Source for Each County of Residence During FY1998

COUNTY OF RESIDENCE = BEAVER

	Funding Source						
	Total	Mental Health	Substance Abuse	Domestic Violence	Residential Care	Medicaid	Other
Total							
Unduplicated Count	39	27	9	2	0	7	0
Agency Type							
Community Mental Health Center	31	26	4	0	0	7	0
Domestic Violence and Sexual Assault	2	0	0	2	0	0	0
Hospital	1	1	0	0	0	0	0
Substance Abuse	5	0	5	0	0	0	0
Sex							
Female	24	19	2	2	0	4	0
Male	15	8	7	0	0	3	0
Age							
05-17	3	3	0	0	0	0	0
18-20	1	0	1	0	0	0	0
21-24	1	0	1	0	0	0	0
25-34	10	3	5	1	0	2	0
35-44	12	10	2	0	0	2	0
45-54	6	6	0	0	0	2	0
55-64	4	4	0	0	0	1	0
65-74	1	1	0	0	0	0	0
75-84	1	0	0	1	0	0	0
Race							
White	35	25	7	2	0	7	0
Black	1	0	1	0	0	0	0
Native American	1	0	1	0	0	0	0
Hispanic	2	2	0	0	0	0	0
Presenting Problem/Diagnosis							
Alcohol Abuse	7	1	6	0	0	0	0
Mood Disorder	15	14	0	0	0	4	0
Non Alcohol/Drug Related Organic	2	2	0	0	0	1	0
Other Non-Psychotic	2	2	0	0	0	0	0
Other Psychotic	2	2	0	0	0	0	0
Schizophrenia	4	4	0	0	0	1	0
Social Conditions	2	1	0	1	0	1	0
Substance Related	4	1	3	0	0	0	0
Deferred/No Diagnosis	1	0	0	1	0	0	0
Other Indicators							
Dual Diagnosis	4	4	0	0	0	1	0
Homeless	1	1	0	0	0	0	0
SMI (If ever)	15	13	2	0	0	6	0

Notes: The same client may be counted in more than one category, e.g., clients can receive services under more than one contract source, in more than one "County of Residence," or may have multiple "Other Indicators." Please see Definition page for other considerations.

Oklahoma Department of Mental Health and Substance Abuse Services
Counts of Admitted Clients Served by Funding Source for Each County of Residence During FY1998

COUNTY OF RESIDENCE = BECKHAM

	Funding Source						
	Total	Mental Health	Substance Abuse	Domestic Violence	Residential Care	Medicaid	Other
Total							
Unduplicated Count	613	432	126	58	0	136	3
Agency Type							
Community Mental Health Center	468	426	15	0	0	133	2
Domestic Violence and Sexual Assault	58	0	0	58	0	0	0
Hospital	8	8	0	0	0	0	0
Substance Abuse	116	0	116	0	0	3	1
Sex							
Female	321	225	43	45	0	94	1
Male	292	207	83	13	0	42	2
Age							
0-04	18	11	0	8	0	0	0
05-17	91	77	6	8	0	3	2
18-20	28	14	11	4	0	0	0
21-24	57	41	10	7	0	11	0
25-34	150	94	50	13	0	41	1
35-44	169	120	41	15	0	42	0
45-54	57	44	6	2	0	19	0
55-64	38	28	2	1	0	17	0
65-74	4	3	0	0	0	2	0
75-84	1	0	0	0	0	1	0
Race							
White	534	382	107	51	0	121	1
Black	24	11	8	3	0	7	0
Native American	21	14	7	2	0	3	2
Hispanic	36	26	4	2	0	5	0
Asian	1	0	1	0	0	0	0
Presenting Problem/Diagnosis							
Alcohol Abuse	66	24	46	0	0	3	0
Developmental Disorder	28	27	0	1	0	0	1
Mood Disorder	198	184	0	0	0	62	0
Non Alcohol/Drug Related Organic	3	2	0	0	0	3	0
Other Non-Psychotic	146	132	3	0	0	32	1
Other Psychotic	16	14	0	0	0	6	0
Personality Disorder	4	3	0	0	0	3	0
Schizophrenia	33	27	0	0	0	23	0
Social Conditions	63	11	0	52	0	2	0
Substance Related	91	15	77	1	0	2	1
Deferred/No Diagnosis	12	1	8	4	0	0	0
Other Indicators							
Deaf and Hearing Impaired	6	6	0	0	0	4	0
Dual Diagnosis	57	55	2	0	0	15	0
Homeless	37	4	9	24	0	0	0
SED (6-17)	65	64	0	0	0	1	1
SMI (If ever)	284	240	31	8	0	114	0

Notes: The same client may be counted in more than one category, e.g., clients can receive services under more than one contract source, in more than one "County of Residence," or may have multiple "Other Indicators." Please see Definition page for other considerations.

Oklahoma Department of Mental Health and Substance Abuse Services
Counts of Admitted Clients Served by Funding Source for Each County of Residence During FY1998

COUNTY OF RESIDENCE = BLAINE

	Funding Source						
	Total	Mental Health	Substance Abuse	Domestic Violence	Residential Care	Medicaid	Other
Total							
Unduplicated Count	230	163	49	11	0	49	3
Agency Type							
Community Mental Health Center	184	162	9	0	0	47	3
Domestic Violence and Sexual Assault	11	0	0	11	0	0	0
Hospital	1	1	0	0	0	0	0
Substance Abuse	41	0	41	0	0	2	0
Sex							
Female	125	95	16	7	0	36	0
Male	105	68	33	4	0	13	3
Age							
0-04	7	1	5	1	0	1	0
05-17	41	38	0	3	0	0	1
18-20	10	7	4	0	0	0	0
21-24	24	18	6	0	0	5	0
25-34	52	30	18	3	0	10	0
35-44	54	40	12	2	0	17	0
45-54	24	14	4	2	0	7	0
55-64	8	7	0	0	0	2	2
65-74	6	5	0	0	0	3	0
75-84	3	2	0	0	0	3	0
85+	1	1	0	0	0	1	0
Race							
White	180	141	25	9	0	40	3
Black	15	8	5	2	0	3	0
Native American	28	10	17	0	0	5	0
Hispanic	7	4	2	0	0	1	0
Asian	1	1	0	0	0	0	0
Presenting Problem/Diagnosis							
Alcohol Abuse	20	4	15	0	0	2	0
Developmental Disorder	17	16	1	0	0	1	0
Mood Disorder	78	69	0	1	0	28	0
Non Alcohol/Drug Related Organic	1	0	0	0	0	1	0
Other Non-Psychotic	56	54	0	0	0	11	2
Other Psychotic	3	3	0	0	0	2	0
Schizophrenia	12	10	0	0	0	3	1
Social Conditions	17	8	3	6	0	1	0
Substance Related	29	2	28	0	0	0	0
Deferred/No Diagnosis	8	1	4	4	0	0	0
Other Indicators							
Deaf and Hearing Impaired	3	0	0	0	0	3	0
Dual Diagnosis	20	19	0	0	0	1	1
Homeless	10	2	4	3	0	2	0
SED (6-17)	30	30	0	0	0	0	0
SMI (If ever)	108	88	11	2	0	36	1

Notes: The same client may be counted in more than one category, e.g., clients can receive services under more than one contract source, in more than one "County of Residence," or may have multiple "Other Indicators." Please see Definition page for other considerations.

Oklahoma Department of Mental Health and Substance Abuse Services
Counts of Admitted Clients Served by Funding Source for Each County of Residence During FY1998

COUNTY OF RESIDENCE = BRYAN

	Funding Source						
	Total	Mental Health	Substance Abuse	Domestic Violence	Residential Care	Medicaid	Other
Total							
Unduplicated Count	934	461	160	198	0	215	275
Agency Type							
Community Mental Health Center	625	449	34	0	0	215	267
Domestic Violence and Sexual Assault	198	0	0	198	0	0	0
Hospital	41	41	0	0	0	0	0
Substance Abuse	136	0	136	0	0	0	8
Sex							
Female	535	252	52	157	0	155	138
Male	399	209	108	41	0	60	137
Age							
0-04	64	12	6	27	0	0	30
05-17	215	100	13	52	0	0	133
18-20	44	18	13	12	0	1	13
21-24	63	35	12	14	0	19	10
25-34	192	96	53	46	0	49	21
35-44	188	94	40	34	0	72	28
45-54	108	65	17	10	0	45	18
55-64	33	24	5	0	0	17	8
65-74	21	11	1	3	0	10	12
75-84	6	6	0	0	0	2	2
Race							
White	775	394	121	166	0	186	226
Black	23	12	4	1	0	4	10
Native American	120	50	34	27	0	20	31
Hispanic	18	8	2	0	0	5	8
Asian	4	0	0	4	0	0	0
Presenting Problem/Diagnosis							
Alcohol Abuse	70	18	57	0	0	6	6
Developmental Disorder	30	22	0	0	0	2	24
Mood Disorder	228	184	1	0	0	110	60
Non Alcohol/Drug Related Organic	8	5	0	0	0	6	1
Other Non-Psychotic	193	119	0	0	0	34	127
Other Psychotic	41	35	1	0	0	12	15
Personality Disorder	8	3	0	0	0	6	2
Schizophrenia	42	30	0	0	0	28	17
Social Conditions	257	35	17	198	0	9	17
Substance Related	96	23	85	0	0	2	6
Deferred/No Diagnosis	2	1	1	0	0	0	0
Other Indicators							
Deaf and Hearing Impaired	5	4	1	0	0	2	2
Dual Diagnosis	31	28	3	0	0	15	7
Homeless	141	9	5	128	0	1	2
SED (6-17)	26	17	1	0	0	0	21
SMI (If ever)	311	226	22	18	0	162	88

Notes: The same client may be counted in more than one category, e.g., clients can receive services under more than one contract source, in more than one "County of Residence," or may have multiple "Other Indicators." Please see Definition page for other considerations.

Oklahoma Department of Mental Health and Substance Abuse Services
Counts of Admitted Clients Served by Funding Source for Each County of Residence During FY1998

COUNTY OF RESIDENCE = CADDO

	Funding Source						
	Total	Mental Health	Substance Abuse	Domestic Violence	Residential Care	Medicaid	Other
Total							
Unduplicated Count	446	212	192	44	0	27	17
Agency Type							
Community Mental Health Center	236	203	31	0	0	27	12
Domestic Violence and Sexual Assault	44	0	0	44	0	0	0
Hospital	11	11	0	0	0	0	0
Substance Abuse	169	0	166	0	0	0	5
Sex							
Female	191	105	57	31	0	18	7
Male	255	107	135	13	0	9	10
Age							
0-04	15	2	6	7	0	0	0
05-17	114	56	36	12	0	9	12
18-20	26	10	15	1	0	0	2
21-24	31	14	15	3	0	1	0
25-34	90	36	51	9	0	2	0
35-44	104	46	49	9	0	3	3
45-54	38	29	11	2	0	3	0
55-64	16	9	5	1	0	4	0
65-74	7	6	4	0	0	1	0
75-84	5	4	0	0	0	4	0
Race							
White	260	151	88	28	0	16	6
Black	32	11	19	0	0	1	2
Native American	130	33	75	16	0	8	7
Hispanic	29	16	12	0	0	2	2
Asian	1	1	0	0	0	0	0
Presenting Problem/Diagnosis							
Alcohol Abuse	69	11	63	0	0	0	1
Developmental Disorder	26	23	0	0	0	3	4
Mood Disorder	84	78	2	0	0	12	2
Non Alcohol/Drug Related Organic	1	1	0	0	0	0	0
Other Non-Psychotic	46	42	1	0	0	5	5
Other Psychotic	27	26	0	0	0	3	0
Personality Disorder	1	0	0	0	0	1	0
Schizophrenia	21	20	2	0	0	1	0
Social Conditions	79	7	27	44	0	1	0
Substance Related	97	7	88	0	0	1	5
Deferred/No Diagnosis	14	0	14	0	0	0	0
Other Indicators							
Deaf and Hearing Impaired	3	2	2	0	0	0	0
Dual Diagnosis	25	24	1	0	0	1	1
Homeless	17	5	4	8	0	0	0
SED (6-17)	18	15	1	0	0	1	7
SMI (If ever)	108	89	21	4	0	14	1

Notes: The same client may be counted in more than one category, e.g., clients can receive services under more than one contract source, in more than one "County of Residence," or may have multiple "Other Indicators." Please see Definition page for other considerations.

Oklahoma Department of Mental Health and Substance Abuse Services
Counts of Admitted Clients Served by Funding Source for Each County of Residence During FY1998

COUNTY OF RESIDENCE = CANADIAN

	Funding Source						
	Total	Mental Health	Substance Abuse	Domestic Violence	Residential Care	Medicaid	Other
Total							
Unduplicated Count	1,155	728	134	186	24	197	143
Agency Type							
Community Mental Health Center	847	720	21	0	0	194	142
Domestic Violence and Sexual Assault	186	0	0	186	0	0	0
Hospital	25	25	0	0	0	0	0
Residential Care	24	0	0	0	24	0	0
Substance Abuse	119	0	118	0	0	3	1
Sex							
Female	666	437	39	137	11	132	72
Male	489	291	95	49	13	65	71
Age							
0-04	58	13	3	39	0	1	8
05-17	251	142	11	59	0	7	84
18-20	46	29	6	8	1	3	8
21-24	61	41	13	7	0	7	1
25-34	249	147	47	48	4	39	14
35-44	243	171	41	19	2	47	15
45-54	139	107	13	5	3	36	12
55-64	57	41	0	1	8	26	0
65-74	32	23	0	0	5	16	1
75-84	11	9	0	0	1	9	0
85+	8	5	0	0	0	6	0
Race							
White	989	658	99	142	20	174	121
Black	56	28	10	9	3	13	9
Native American	72	22	21	26	0	6	5
Hispanic	37	20	3	10	0	3	8
Asian	5	1	1	1	1	1	0
Presenting Problem/Diagnosis							
Alcohol Abuse	52	15	38	0	0	0	0
Developmental Disorder	77	51	0	0	1	13	35
Mood Disorder	390	351	7	0	2	75	40
Non Alcohol/Drug Related Organic	8	8	0	0	0	5	0
Other Non-Psychotic	181	151	3	0	0	32	44
Other Psychotic	56	49	1	0	3	15	5
Personality Disorder	3	3	0	0	0	1	0
Schizophrenia	77	57	0	0	0	49	11
Social Conditions	239	38	4	177	17	5	5
Substance Related	92	15	81	0	0	2	3
Deferred/No Diagnosis	16	1	5	9	1	0	0
Other Indicators							
Deaf and Hearing Impaired	10	5	0	0	0	4	4
Dual Diagnosis	42	40	1	0	0	11	3
Homeless	51	7	7	37	0	0	0
SED (6-17)	55	45	2	0	0	0	24
SMI (If ever)	505	401	26	10	24	168	37

Notes: The same client may be counted in more than one category, e.g., clients can receive services under more than one contract source, in more than one "County of Residence," or may have multiple "Other Indicators." Please see Definition page for other considerations.

Oklahoma Department of Mental Health and Substance Abuse Services
 Counts of Admitted Clients Served by Funding Source for Each County of Residence During FY1998

COUNTY OF RESIDENCE = CARTER

	Funding Source						
	Total	Mental Health	Substance Abuse	Domestic Violence	Residential Care	Medicaid	Other
Total							
Unduplicated Count	875	580	132	137	1	196	237
Agency Type							
Community Mental Health Center	668	544	77	0	0	190	236
Domestic Violence and Sexual Assault	137	0	0	137	0	0	0
Hospital	73	73	0	0	0	0	0
Residential Care	1	0	0	0	1	0	0
Substance Abuse	59	0	59	0	0	7	1
Sex							
Female	469	276	42	108	0	121	111
Male	406	304	90	29	1	75	126
Age							
0-04	46	6	3	29	0	1	15
05-17	91	50	3	19	0	4	56
18-20	37	18	7	8	0	1	9
21-24	77	46	13	17	0	17	11
25-34	183	123	45	27	1	40	29
35-44	239	176	45	27	0	63	54
45-54	121	95	12	8	0	34	27
55-64	54	46	3	2	0	26	20
65-74	19	16	1	0	0	8	12
75-84	8	4	0	0	0	2	4
Race							
White	673	451	97	104	1	158	177
Black	121	79	18	18	0	28	41
Native American	56	37	14	6	0	7	13
Hispanic	24	15	3	6	0	2	6
Asian	4	0	0	3	0	1	0
Presenting Problem/Diagnosis							
Alcohol Abuse	67	46	47	0	0	8	6
Developmental Disorder	30	20	1	0	0	1	26
Mood Disorder	251	222	6	0	1	73	72
Non Alcohol/Drug Related Organic	12	10	0	0	0	4	3
Other Non-Psychotic	118	85	4	0	0	30	53
Other Psychotic	69	65	1	0	1	24	16
Personality Disorder	1	1	0	0	0	0	1
Schizophrenia	79	70	1	0	0	39	25
Social Conditions	192	35	2	135	0	10	31
Substance Related	87	45	70	0	0	8	4
Deferred/No Diagnosis	6	2	2	2	0	0	0
Other Indicators							
Deaf and Hearing Impaired	3	3	0	0	0	2	2
Dual Diagnosis	75	73	7	0	0	19	17
Homeless	129	31	14	87	0	6	5
SED (6-17)	13	12	0	0	0	0	9
SMI (If ever)	400	350	32	5	1	147	110

Notes: The same client may be counted in more than one category, e.g., clients can receive services under more than one contract source, in more than one "County of Residence," or may have multiple "Other Indicators." Please see Definition page for other considerations.

Oklahoma Department of Mental Health and Substance Abuse Services
Counts of Admitted Clients Served by Funding Source for Each County of Residence During FY1998

COUNTY OF RESIDENCE = CHEROKEE

	Funding Source						
	Total	Mental Health	Substance Abuse	Domestic Violence	Residential Care	Medicaid	Other
Total							
Unduplicated Count	790	438	124	167	108	167	153
Agency Type							
Community Mental Health Center	473	428	67	0	0	165	151
Domestic Violence and Sexual Assault	167	0	0	167	0	0	0
Hospital	15	15	0	0	0	0	0
Other	5	0	5	0	0	0	0
Residential Care	108	0	0	0	108	0	0
Substance Abuse	55	0	55	0	0	2	2
Sex							
Female	451	254	51	129	42	103	84
Male	339	184	73	38	66	64	69
Age							
0-04	26	3	1	21	0	1	3
05-17	143	82	2	53	0	10	54
18-20	32	15	7	13	1	3	4
21-24	51	29	8	11	9	3	3
25-34	167	79	39	39	28	27	14
35-44	193	102	49	23	29	47	21
45-54	112	80	17	5	25	48	30
55-64	47	35	1	1	11	19	18
65-74	18	12	0	1	5	8	6
75-84	1	1	0	0	0	1	0
Race							
White	552	328	85	85	87	135	119
Black	22	12	2	4	6	6	5
Native American	206	91	35	73	11	24	24
Hispanic	16	7	2	3	4	2	5
Asian	4	1	1	2	0	0	0
Presenting Problem/Diagnosis							
Alcohol Abuse	34	9	28	0	0	5	1
Developmental Disorder	22	15	0	0	4	3	9
Mood Disorder	224	206	19	1	7	74	68
Non Alcohol/Drug Related Organic	6	6	1	0	0	4	2
Other Non-Psychotic	87	80	3	0	0	18	37
Other Psychotic	116	38	3	0	79	18	6
Personality Disorder	5	5	1	0	0	3	0
Schizophrenia	47	45	5	0	0	33	15
Social Conditions	203	20	3	163	17	4	10
Substance Related	64	16	57	1	0	5	5
Deferred/No Diagnosis	10	0	6	2	2	0	0
Other Indicators							
Deaf and Hearing Impaired	2	2	1	0	0	1	0
Dual Diagnosis	32	29	12	0	0	8	6
Homeless	73	5	3	64	1	2	2
SED (6-17)	41	39	0	0	0	5	24
SMI (If ever)	392	257	39	27	107	130	72

Notes: The same client may be counted in more than one category, e.g., clients can receive services under more than one contract source, in more than one "County of Residence," or may have multiple "Other Indicators." Please see Definition page for other considerations.

Oklahoma Department of Mental Health and Substance Abuse Services
Counts of Admitted Clients Served by Funding Source for Each County of Residence During FY1998

COUNTY OF RESIDENCE = CHOCTAW

	Funding Source						
	Total	Mental Health	Substance Abuse	Domestic Violence	Residential Care	Medicaid	Other
Total							
Unduplicated Count	405	187	154	76	2	97	15
Agency Type							
Community Mental Health Center	192	185	5	0	0	89	6
Domestic Violence and Sexual Assault	76	0	0	76	0	0	0
Hospital	3	3	0	0	0	0	0
Residential Care	2	0	0	0	2	0	0
Substance Abuse	151	0	150	0	0	8	9
Sex							
Female	223	105	73	53	0	51	7
Male	182	82	81	23	2	46	8
Age							
0-04	3	0	0	3	0	0	0
05-17	43	19	15	9	0	13	2
18-20	23	7	12	5	0	1	1
21-24	32	7	11	15	0	3	0
25-34	91	30	47	18	1	14	6
35-44	116	56	46	15	1	32	3
45-54	58	39	16	7	0	21	0
55-64	27	20	6	2	0	10	1
65-74	8	5	1	2	0	2	1
75-84	4	4	0	0	0	1	1
Race							
White	281	135	110	45	2	63	9
Black	67	31	22	16	0	21	3
Native American	51	18	20	14	0	11	2
Hispanic	8	3	3	1	0	2	1
Presenting Problem/Diagnosis							
Alcohol Abuse	42	5	38	1	0	0	2
Developmental Disorder	52	9	0	42	1	7	0
Mood Disorder	94	92	0	0	1	35	1
Non Alcohol/Drug Related Organic	7	7	0	0	0	5	0
Other Non-Psychotic	27	21	3	0	0	11	4
Other Psychotic	30	29	0	0	0	15	1
Personality Disorder	1	1	0	0	0	0	0
Schizophrenia	23	23	0	0	0	19	0
Social Conditions	38	1	6	31	0	0	0
Substance Related	109	1	108	1	0	4	7
Deferred/No Diagnosis	3	0	1	2	0	1	0
Other Indicators							
Deaf and Hearing Impaired	1	0	0	1	0	0	0
Dual Diagnosis	11	11	0	0	0	8	0
Homeless	8	1	1	6	0	0	0
SED (6-17)	15	15	0	0	0	10	0
SMI (If ever)	108	97	12	4	2	56	3

Notes: The same client may be counted in more than one category, e.g., clients can receive services under more than one contract source, in more than one "County of Residence," or may have multiple "Other Indicators." Please see Definition page for other considerations.

Oklahoma Department of Mental Health and Substance Abuse Services
 Counts of Admitted Clients Served by Funding Source for Each County of Residence During FY1998

COUNTY OF RESIDENCE = CIMARRON

	Funding Source						
	Total	Mental Health	Substance Abuse	Domestic Violence	Residential Care	Medicaid	Other
Total							
Unduplicated Count	30	24	5	1	1	6	0
Agency Type							
Community Mental Health Center	25	24	2	0	0	6	0
Domestic Violence and Sexual Assault	1	0	0	1	0	0	0
Residential Care	1	0	0	0	1	0	0
Substance Abuse	3	0	3	0	0	0	0
Sex							
Female	20	16	1	1	1	4	0
Male	10	8	4	0	0	2	0
Age							
05-17	1	1	0	0	0	0	0
18-20	2	1	0	1	0	0	0
21-24	2	2	1	0	0	0	0
25-34	4	4	0	0	0	2	0
35-44	5	3	2	0	0	1	0
45-54	10	9	2	0	0	2	0
55-64	6	4	0	0	1	1	0
Race							
White	26	21	5	1	1	5	0
Hispanic	4	3	0	0	0	1	0
Presenting Problem/Diagnosis							
Alcohol Abuse	5	2	3	0	0	0	0
Mood Disorder	10	10	1	0	0	2	0
Other Non-Psychotic	2	2	0	0	0	1	0
Other Psychotic	5	5	0	0	0	1	0
Schizophrenia	3	2	0	0	0	2	0
Social Conditions	2	0	0	1	1	0	0
Substance Related	3	3	1	0	0	0	0
Other Indicators							
Dual Diagnosis	5	5	0	0	0	1	0
Homeless	1	0	0	0	1	0	0
SMI (If ever)	17	14	2	0	1	5	0

Oklahoma Department of Mental Health and Substance Abuse Services
Counts of Admitted Clients Served by Funding Source for Each County of Residence During FY1998
COUNTY OF RESIDENCE = CLEVELAND

	Funding Source						
	Total	Mental Health	Substance Abuse	Domestic Violence	Residential Care	Medicaid	Other
Total							
Unduplicated Count	3,182	1,900	825	265	76	645	1,047
Agency Type							
Community Mental Health Center	1,884	1,618	54	0	0	629	882
Domestic Violence and Sexual Assault	265	0	0	265	0	0	0
Hospital	291	291	0	0	0	0	0
Other	194	187	0	0	14	0	1
Residential Care	62	0	0	0	62	0	0
Substance Abuse	904	0	785	0	0	19	168
Sex							
Female	1,593	985	330	221	41	372	501
Male	1,589	915	495	44	35	273	546
Age							
0-04	44	9	1	30	0	0	6
05-17	476	286	110	48	0	28	182
18-20	163	84	73	10	0	13	32
21-24	228	126	85	19	4	23	37
25-34	664	376	225	59	10	93	176
35-44	883	539	234	71	21	190	273
45-54	417	287	78	19	22	125	161
55-64	179	119	13	7	12	89	95
65-74	82	51	3	2	6	50	51
75-84	30	15	3	0	1	20	21
85+	16	8	0	0	0	14	13
Race							
White	2,691	1,626	709	223	65	557	885
Black	224	118	37	23	2	48	84
Native American	186	99	57	12	6	26	49
Hispanic	96	62	23	6	2	11	26
Asian	16	13	2	1	1	3	3
Presenting Problem/Diagnosis							
Alcohol Abuse	290	120	181	0	0	9	36
Developmental Disorder	145	121	0	0	9	16	82
Mood Disorder	905	801	12	4	38	191	374
Non Alcohol/Drug Related Organic	21	17	0	0	0	14	13
Other Non-Psychotic	199	158	7	0	0	34	93
Other Psychotic	311	263	1	0	27	148	119
Personality Disorder	10	9	0	0	0	4	4
Schizophrenia	296	229	1	0	0	210	155
Social Conditions	530	172	102	256	0	4	16
Substance Related	668	75	511	0	0	19	158
Deferred/No Diagnosis	34	1	23	5	4	1	0
Other Indicators							
Deaf and Hearing Impaired	27	18	1	2	0	8	13
Dual Diagnosis	401	364	29	0	0	121	135
Homeless	304	165	54	100	2	16	17
SED (6-17)	175	159	3	0	0	14	95
SMI (If ever)	1,481	1,185	176	33	74	573	627

Notes: The same client may be counted in more than one category, e.g., clients can receive services under more than one contract source, in more than one "County of Residence," or may have multiple "Other Indicators." Please see Definition page for other considerations.

Oklahoma Department of Mental Health and Substance Abuse Services
Counts of Admitted Clients Served by Funding Source for Each County of Residence During FY1998

COUNTY OF RESIDENCE = COAL

	Funding Source						
	Total	Mental Health	Substance Abuse	Domestic Violence	Residential Care	Medicaid	Other
Total							
Unduplicated Count	204	55	115	13	1	51	35
Agency Type							
Community Mental Health Center	59	51	1	0	0	8	15
Domestic Violence and Sexual Assault	13	0	0	13	0	0	0
Hospital	5	5	0	0	0	0	0
Residential Care	1	0	0	0	1	0	0
Substance Abuse	133	0	114	0	0	43	20
Sex							
Female	111	36	57	6	0	37	21
Male	93	19	58	7	1	14	14
Age							
0-04	4	1	1	1	0	0	2
05-17	69	2	47	2	0	36	20
18-20	8	1	7	1	0	0	0
21-24	12	4	7	0	0	2	1
25-34	44	13	24	3	0	8	6
35-44	32	11	19	3	0	2	1
45-54	29	19	8	3	1	2	5
55-64	6	4	2	0	0	1	0
Race							
White	172	45	101	6	1	45	32
Black	1	1	0	0	0	1	0
Native American	28	8	11	7	0	3	2
Hispanic	6	1	3	0	0	2	1
Presenting Problem/Diagnosis							
Alcohol Abuse	46	1	42	0	0	6	5
Developmental Disorder	52	2	37	0	0	30	14
Mood Disorder	23	20	0	0	1	3	3
Non Alcohol/Drug Related Organic	1	1	0	0	0	0	0
Other Non-Psychotic	14	10	0	0	0	1	6
Other Psychotic	14	12	0	0	0	5	2
Schizophrenia	10	10	0	0	0	0	1
Social Conditions	28	2	11	13	0	4	2
Substance Related	28	1	25	0	0	2	2
Other Indicators							
Deaf and Hearing Impaired	2	0	1	1	0	0	0
Dual Diagnosis	10	10	0	0	0	1	1
Homeless	6	2	0	4	0	0	0
SED (6-17)	2	0	0	0	0	0	2
SMI (If ever)	38	30	6	2	1	7	5

Notes: The same client may be counted in more than one category, e.g., clients can receive services under more than one contract source, in more than one "County of Residence," or may have multiple "Other Indicators." Please see Definition page for other considerations.

Oklahoma Department of Mental Health and Substance Abuse Services
Counts of Admitted Clients Served by Funding Source for Each County of Residence During FY1998

COUNTY OF RESIDENCE = COMANCHE

	Funding Source						
	Total	Mental Health	Substance Abuse	Domestic Violence	Residential Care	Medicaid	Other
Total							
Unduplicated Count	1,498	810	363	345	48	45	31
Agency Type							
Community Mental Health Center	874	791	95	0	0	37	25
Domestic Violence and Sexual Assault	345	0	0	345	0	0	0
Hospital	15	15	0	0	0	0	0
Residential Care	62	20	0	0	48	0	0
Substance Abuse	285	0	281	0	0	8	6
Sex							
Female	830	464	116	272	26	17	10
Male	668	346	247	73	22	28	21
Age							
0-04	89	16	4	69	0	4	1
05-17	256	131	28	73	0	34	21
18-20	72	24	23	26	1	1	0
21-24	89	36	28	29	0	1	1
25-34	324	161	120	68	5	3	2
35-44	385	231	110	61	15	2	5
45-54	176	130	36	13	9	0	1
55-64	68	49	13	6	7	0	0
65-74	29	24	1	0	9	0	0
75-84	8	6	0	0	2	0	0
85+	2	2	0	0	0	0	0
Race							
White	892	526	216	161	36	20	19
Black	413	199	70	150	9	20	9
Native American	123	41	64	19	2	2	2
Hispanic	57	31	18	8	1	2	1
Asian	24	16	2	7	0	1	0
Presenting Problem/Diagnosis							
Alcohol Abuse	180	41	147	0	0	0	1
Developmental Disorder	84	64	1	0	10	15	8
Mood Disorder	273	255	11	0	8	10	6
Non Alcohol/Drug Related Organic	10	10	0	0	0	0	0
Other Non-Psychotic	161	148	6	0	0	10	7
Other Psychotic	111	105	2	0	6	2	2
Personality Disorder	1	1	0	0	0	0	0
Schizophrenia	119	119	4	0	0	0	0
Social Conditions	330	29	6	276	21	3	3
Substance Related	212	44	187	0	0	3	4
Deferred/No Diagnosis	90	8	10	70	3	2	0
Other Indicators							
Deaf and Hearing Impaired	6	1	1	4	0	0	0
Dual Diagnosis	34	30	7	0	0	0	1
Homeless	109	23	72	14	1	0	0
SED (6-17)	73	49	3	0	0	23	17
SMI (If ever)	416	342	56	19	46	3	2

Notes: The same client may be counted in more than one category, e.g., clients can receive services under more than one contract source, in more than one "County of Residence," or may have multiple "Other Indicators." Please see Definition page for other considerations.

Oklahoma Department of Mental Health and Substance Abuse Services
 Counts of Admitted Clients Served by Funding Source for Each County of Residence During FY1998

COUNTY OF RESIDENCE = COTTON

	Funding Source						
	Total	Mental Health	Substance Abuse	Domestic Violence	Residential Care	Medicaid	Other
Total							
Unduplicated Count	71	25	38	11	0	0	3
Agency Type							
Community Mental Health Center	27	25	5	0	0	0	0
Domestic Violence and Sexual Assault	11	0	0	11	0	0	0
Substance Abuse	35	0	34	0	0	0	3
Sex							
Female	32	14	10	10	0	0	1
Male	39	11	28	1	0	0	2
Age							
05-17	11	7	0	4	0	0	0
18-20	10	2	8	1	0	0	0
21-24	7	1	6	1	0	0	0
25-34	13	3	5	4	0	0	2
35-44	17	5	11	1	0	0	0
45-54	10	5	7	0	0	0	1
55-64	1	0	1	0	0	0	0
65-74	2	2	0	0	0	0	0
Race							
White	56	20	30	10	0	0	1
Black	6	1	3	1	0	0	1
Native American	7	3	4	0	0	0	1
Hispanic	2	1	1	0	0	0	0
Presenting Problem/Diagnosis							
Alcohol Abuse	12	3	11	0	0	0	1
Developmental Disorder	2	2	0	0	0	0	0
Mood Disorder	7	7	0	0	0	0	0
Other Non-Psychotic	4	4	0	0	0	0	0
Other Psychotic	5	5	0	0	0	0	0
Schizophrenia	2	2	0	0	0	0	0
Social Conditions	11	1	2	8	0	0	0
Substance Related	25	1	24	0	0	0	2
Deferred/No Diagnosis	5	0	2	3	0	0	0
Other Indicators							
Dual Diagnosis	1	1	0	0	0	0	0
Homeless	2	0	0	2	0	0	0
SED (6-17)	3	3	0	0	0	0	0
SMI (If ever)	16	10	6	0	0	0	0

Notes: The same client may be counted in more than one category, e.g., clients can receive services under more than one contract source, in more than one "County of Residence," or may have multiple "Other Indicators." Please see Definition page for other considerations.

Oklahoma Department of Mental Health and Substance Abuse Services
Counts of Admitted Clients Served by Funding Source for Each County of Residence During FY1998
COUNTY OF RESIDENCE = CRAIG

	Funding Source						
	Total	Mental Health	Substance Abuse	Domestic Violence	Residential Care	Medicaid	Other
Total							
Unduplicated Count	602	307	67	22	210	205	212
Agency Type							
Community Mental Health Center	434	260	5	0	0	205	211
Domestic Violence and Sexual Assault	22	0	0	22	0	0	0
Hospital	79	79	0	0	0	0	0
Other	1	0	1	0	0	0	0
Residential Care	210	0	0	0	210	0	0
Substance Abuse	62	0	62	0	0	0	1
Sex							
Female	252	122	16	17	80	103	85
Male	350	185	51	5	130	102	127
Age							
0-04	10	1	3	4	0	0	2
05-17	79	49	11	4	0	3	37
18-20	17	10	3	2	3	0	5
21-24	21	10	10	1	0	4	0
25-34	88	43	13	7	23	33	14
35-44	148	83	17	1	49	61	49
45-54	101	54	9	3	40	35	31
55-64	81	37	1	0	56	39	37
65-74	39	13	0	0	27	21	26
75-84	18	7	0	0	12	9	11
Race							
White	464	232	51	14	163	155	169
Black	50	22	4	1	27	24	14
Native American	97	46	14	7	12	23	24
Hispanic	15	6	1	0	6	2	5
Asian	3	3	0	0	2	1	0
Presenting Problem/Diagnosis							
Alcohol Abuse	23	2	20	0	1	1	0
Developmental Disorder	52	14	0	0	31	1	14
Mood Disorder	163	88	0	0	55	36	47
Non Alcohol/Drug Related Organic	17	6	0	0	0	13	3
Other Non-Psychotic	43	30	0	0	0	7	17
Other Psychotic	130	53	0	0	66	31	20
Personality Disorder	2	1	0	0	0	2	0
Schizophrenia	203	117	0	0	0	112	109
Social Conditions	62	0	3	22	36	1	0
Substance Related	50	5	45	0	0	1	2
Deferred/No Diagnosis	28	0	1	0	27	0	0
Other Indicators							
Deaf and Hearing Impaired	11	3	1	0	1	6	4
Dual Diagnosis	68	53	1	0	0	23	24
Homeless	38	7	1	15	15	0	0
SED (6-17)	42	33	0	0	0	1	26
SMI (If ever)	435	238	7	2	209	200	167

Notes: The same client may be counted in more than one category, e.g., clients can receive services under more than one contract source, in more than one "County of Residence," or may have multiple "Other Indicators." Please see Definition page for other considerations.

Oklahoma Department of Mental Health and Substance Abuse Services
Counts of Admitted Clients Served by Funding Source for Each County of Residence During FY1998

COUNTY OF RESIDENCE = CREEK

	Funding Source						
	Total	Mental Health	Substance Abuse	Domestic Violence	Residential Care	Medicaid	Other
Total							
Unduplicated Count	795	449	216	70	1	241	14
Agency Type							
Community Mental Health Center	497	408	14	0	0	239	5
Domestic Violence and Sexual Assault	78	0	7	70	0	0	2
Hospital	70	70	0	0	0	0	0
Other	11	0	11	0	0	0	0
Residential Care	1	0	0	0	1	0	0
Substance Abuse	188	0	187	0	0	2	7
Sex							
Female	384	238	55	55	1	132	4
Male	411	211	161	15	0	109	10
Age							
0-04	12	3	1	8	0	1	0
05-17	84	67	3	10	0	36	3
18-20	44	31	10	3	0	4	0
21-24	44	27	13	3	0	9	0
25-34	201	96	73	27	0	40	6
35-44	224	111	86	13	0	63	4
45-54	104	61	23	4	0	41	1
55-64	52	37	5	2	0	25	0
65-74	19	12	1	0	0	14	0
75-84	8	3	1	0	1	5	0
85+	3	1	0	0	0	3	0
Race							
White	654	380	173	48	1	203	14
Black	44	26	13	3	0	16	0
Native American	88	40	28	17	0	15	0
Hispanic	11	3	2	2	0	6	0
Asian	2	1	0	0	0	1	0
Presenting Problem/Diagnosis							
Alcohol Abuse	97	5	93	0	0	0	0
Developmental Disorder	29	25	0	0	0	18	1
Mood Disorder	273	237	7	0	0	99	1
Non Alcohol/Drug Related Organic	9	5	0	0	0	7	0
Other Non-Psychotic	74	66	3	0	0	23	3
Other Psychotic	62	48	0	0	1	34	0
Personality Disorder	7	7	0	0	0	4	0
Schizophrenia	74	54	0	0	0	52	0
Social Conditions	85	8	7	69	0	1	2
Substance Related	106	5	100	0	0	3	7
Deferred/No Diagnosis	10	0	9	1	0	0	0
Other Indicators							
Deaf and Hearing Impaired	2	0	1	0	0	1	0
Dual Diagnosis	55	43	9	0	0	21	0
Homeless	27	8	9	10	0	2	0
SED (6-17)	50	48	0	0	0	31	2
SMI (If ever)	383	290	41	5	1	189	4

Notes: The same client may be counted in more than one category, e.g., clients can receive services under more than one contract source, in more than one "County of Residence," or may have multiple "Other Indicators." Please see Definition page for other considerations.

Oklahoma Department of Mental Health and Substance Abuse Services
Counts of Admitted Clients Served by Funding Source for Each County of Residence During FY1998

COUNTY OF RESIDENCE = CUSTER

	Funding Source						
	Total	Mental Health	Substance Abuse	Domestic Violence	Residential Care	Medicaid	Other
Total							
Unduplicated Count	678	437	112	131	1	134	9
Agency Type							
Community Mental Health Center	488	433	17	0	0	134	7
Domestic Violence and Sexual Assault	131	0	0	131	0	0	0
Hospital	9	9	0	0	0	0	0
Residential Care	1	0	0	0	1	0	0
Substance Abuse	97	0	96	0	0	0	2
Sex							
Female	366	247	22	93	1	86	4
Male	312	190	90	38	0	48	5
Age							
0-04	24	3	0	21	0	0	0
05-17	94	57	2	37	0	0	2
18-20	38	29	4	6	0	1	1
21-24	68	41	14	11	0	9	2
25-34	154	93	36	27	0	35	1
35-44	167	117	37	23	1	33	1
45-54	86	67	12	3	0	33	2
55-64	34	21	6	2	0	16	0
65-74	8	7	0	0	0	6	0
75-84	5	2	1	1	0	1	0
Race							
White	536	361	76	97	1	111	8
Black	40	21	15	5	0	7	0
Native American	66	32	16	19	0	9	1
Hispanic	39	24	5	11	0	7	0
Presenting Problem/Diagnosis							
Alcohol Abuse	68	26	47	0	0	3	1
Developmental Disorder	26	24	0	1	0	1	0
Mood Disorder	209	191	0	1	1	63	3
Non Alcohol/Drug Related Organic	5	5	0	0	0	1	0
Other Non-Psychotic	110	103	0	0	0	20	1
Other Psychotic	28	24	0	1	0	14	0
Personality Disorder	14	11	0	0	0	6	0
Schizophrenia	37	27	1	0	0	23	2
Social Conditions	134	9	0	127	0	1	0
Substance Related	76	23	59	0	0	2	2
Deferred/No Diagnosis	8	0	7	1	0	0	0
Other Indicators							
Deaf and Hearing Impaired	1	1	0	0	0	0	0
Dual Diagnosis	59	53	2	0	0	18	0
Homeless	70	6	23	40	0	2	0
SED (6-17)	38	38	0	0	0	0	0
SMI (If ever)	308	253	28	21	1	120	4

Notes: The same client may be counted in more than one category, e.g., clients can receive services under more than one contract source, in more than one "County of Residence," or may have multiple "Other Indicators." Please see Definition page for other considerations.

Oklahoma Department of Mental Health and Substance Abuse Services
Counts of Admitted Clients Served by Funding Source for Each County of Residence During FY1998

COUNTY OF RESIDENCE = DELAWARE

	Funding Source						
	Total	Mental Health	Substance Abuse	Domestic Violence	Residential Care	Medicaid	Other
Total							
Unduplicated Count	611	240	130	86	13	86	205
Agency Type							
Community Mental Health Center	384	218	3	0	0	86	201
Domestic Violence and Sexual Assault	86	0	0	86	0	0	0
Hospital	32	32	0	0	0	0	0
Other	3	0	3	0	0	0	0
Residential Care	13	0	0	0	13	0	0
Substance Abuse	125	0	124	0	0	0	4
Sex							
Female	298	134	32	63	1	68	92
Male	313	106	98	23	12	18	113
Age							
0-04	33	2	2	20	0	0	11
05-17	198	78	13	23	0	1	140
18-20	18	8	6	3	0	0	2
21-24	31	12	13	5	0	6	2
25-34	114	40	47	16	0	30	8
35-44	116	48	34	16	4	21	15
45-54	54	26	12	2	5	12	11
55-64	26	13	2	0	2	8	11
65-74	13	9	1	1	1	3	3
75-84	7	4	0	0	1	4	2
85+	1	0	0	0	0	1	0
Race							
White	465	187	93	56	12	67	160
Black	11	4	1	4	1	1	3
Native American	132	45	36	25	0	17	38
Hispanic	11	5	1	3	0	1	4
Presenting Problem/Diagnosis							
Alcohol Abuse	68	2	63	0	1	0	3
Developmental Disorder	42	16	0	0	1	3	36
Mood Disorder	161	116	1	0	4	35	45
Non Alcohol/Drug Related Organic	2	1	0	0	0	0	1
Other Non-Psychotic	136	56	1	0	0	25	93
Other Psychotic	19	17	0	0	0	4	4
Personality Disorder	3	2	0	0	0	2	1
Schizophrenia	35	29	0	0	0	14	15
Social Conditions	103	1	3	86	7	1	5
Substance Related	62	4	59	0	0	1	2
Deferred/No Diagnosis	6	0	5	0	0	1	0
Other Indicators							
Deaf and Hearing Impaired	3	2	1	0	0	0	1
Dual Diagnosis	42	31	3	0	0	10	8
Homeless	70	2	10	58	0	1	0
SED (6-17)	40	20	1	0	0	1	34
SMI (If ever)	169	103	17	7	13	59	34

Notes: The same client may be counted in more than one category, e.g., clients can receive services under more than one contract source, in more than one "County of Residence," or may have multiple "Other Indicators." Please see Definition page for other considerations.

Oklahoma Department of Mental Health and Substance Abuse Services
Counts of Admitted Clients Served by Funding Source for Each County of Residence During FY1998

COUNTY OF RESIDENCE = DEWEY

	Funding Source						
	Total	Mental Health	Substance Abuse	Domestic Violence	Residential Care	Medicaid	Other
Total							
Unduplicated Count	81	61	11	9	2	13	2
Agency Type							
Community Mental Health Center	58	56	2	0	0	13	2
Domestic Violence and Sexual Assault	9	0	0	9	0	0	0
Hospital	5	5	0	0	0	0	0
Other	1	1	0	0	0	0	0
Residential Care	2	0	0	0	2	0	0
Substance Abuse	9	0	9	0	0	0	0
Sex							
Female	41	30	4	7	1	6	1
Male	40	31	7	2	1	7	1
Age							
0-04	2	0	1	1	0	0	0
05-17	16	13	1	2	0	1	1
18-20	7	4	1	3	0	0	0
21-24	6	3	2	1	0	1	0
25-34	14	10	4	1	0	0	0
35-44	13	12	1	1	0	3	0
45-54	12	10	1	0	0	6	1
55-64	6	5	0	0	1	0	0
65-74	4	3	0	0	1	2	0
75-84	1	1	0	0	0	0	0
Race							
White	70	53	9	7	2	13	0
Black	4	3	1	0	0	0	1
Native American	4	2	1	1	0	0	0
Hispanic	4	3	0	1	0	0	1
Presenting Problem/Diagnosis							
Alcohol Abuse	4	1	3	0	0	0	0
Developmental Disorder	3	3	0	0	0	0	0
Mood Disorder	34	33	1	0	1	6	1
Non Alcohol/Drug Related Organic	1	1	0	0	0	0	0
Other Non-Psychotic	10	10	0	0	0	2	0
Other Psychotic	5	4	0	0	0	3	0
Schizophrenia	3	3	0	0	0	2	1
Social Conditions	12	2	0	9	1	0	0
Substance Related	9	4	5	0	0	0	0
Deferred/No Diagnosis	2	0	2	0	0	0	0
Other Indicators							
Dual Diagnosis	8	8	0	0	0	2	1
Homeless	3	2	1	0	0	0	0
SED (6-17)	6	6	0	0	0	0	0
SMI (If ever)	33	28	2	1	2	10	2

Notes: The same client may be counted in more than one category, e.g., clients can receive services under more than one contract source, in more than one "County of Residence," or may have multiple "Other Indicators." Please see Definition page for other considerations.

Oklahoma Department of Mental Health and Substance Abuse Services
Counts of Admitted Clients Served by Funding Source for Each County of Residence During FY1998

COUNTY OF RESIDENCE = ELLIS

	Total	Funding Source					
		Mental Health	Substance Abuse	Domestic Violence	Residential Care	Medicaid	Other
Total							
Unduplicated Count	64	45	5	15	0	12	1
Agency Type							
Community Mental Health Center	45	45	1	0	0	12	1
Domestic Violence and Sexual Assault	15	0	0	15	0	0	0
Hospital	1	1	0	0	0	0	0
Substance Abuse	4	0	4	0	0	0	0
Sex							
Female	33	23	1	9	0	6	0
Male	31	22	4	6	0	6	1
Age							
0-04	7	0	0	7	0	0	0
05-17	14	12	0	2	0	5	1
21-24	7	4	0	3	0	0	0
25-34	12	9	2	2	0	1	0
35-44	12	9	2	1	0	3	0
45-54	5	4	1	0	0	0	0
55-64	4	4	0	0	0	1	0
65-74	2	2	0	0	0	1	0
85+	1	1	0	0	0	1	0
Race							
White	63	45	4	15	0	12	1
Native American	1	0	1	0	0	0	0
Presenting Problem/Diagnosis							
Alcohol Abuse	6	4	3	0	0	0	0
Developmental Disorder	4	4	0	0	0	1	0
Mood Disorder	20	20	0	0	0	2	1
Non Alcohol/Drug Related Organic	1	1	0	0	0	0	0
Other Non-Psychotic	2	2	0	0	0	0	0
Other Psychotic	2	2	0	0	0	2	0
Schizophrenia	4	4	0	0	0	3	0
Social Conditions	22	7	0	15	0	3	0
Substance Related	3	1	2	0	0	0	0
Deferred/No Diagnosis	1	1	0	0	0	1	0
Other Indicators							
Dual Diagnosis	4	4	0	0	0	1	0
SED (6-17)	2	2	0	0	0	1	1
SMI (If ever)	14	14	0	0	0	6	0

Notes: The same client may be counted in more than one category, e.g., clients can receive services under more than one contract source, in more than one "County of Residence," or may have multiple "Other Indicators." Please see Definition page for other considerations.

Oklahoma Department of Mental Health and Substance Abuse Services
Counts of Admitted Clients Served by Funding Source for Each County of Residence During FY1998

COUNTY OF RESIDENCE = GARFIELD

	Funding Source						
	Total	Mental Health	Substance Abuse	Domestic Violence	Residential Care	Medicaid	Other
Total							
Unduplicated Count	1,244	735	114	370	1	181	341
Agency Type							
Community Mental Health Center	822	726	43	0	0	171	337
Domestic Violence and Sexual Assault	370	0	0	370	0	0	0
Hospital	12	12	0	0	0	0	0
Residential Care	1	0	0	0	1	0	0
Substance Abuse	97	0	84	0	0	10	4
Sex							
Female	650	363	28	239	0	105	172
Male	594	372	86	131	1	76	169
Age							
0-04	49	8	4	36	0	1	9
05-17	327	202	10	70	0	20	219
18-20	74	44	6	26	0	5	17
21-24	80	43	8	32	0	5	4
25-34	256	138	38	89	0	42	19
35-44	265	156	38	80	0	45	26
45-54	119	88	10	26	0	33	27
55-64	51	40	0	8	0	20	12
65-74	18	12	0	3	1	8	4
75-84	5	4	0	0	0	2	4
Race							
White	1,025	622	88	298	0	142	280
Black	112	58	15	36	1	27	27
Native American	56	20	8	22	0	4	12
Hispanic	57	38	3	11	0	7	21
Asian	8	3	1	4	0	1	1
Presenting Problem/Diagnosis							
Alcohol Abuse	82	52	34	2	0	3	3
Developmental Disorder	130	110	0	0	0	13	113
Mood Disorder	287	252	0	16	0	58	92
Non Alcohol/Drug Related Organic	7	6	0	0	0	2	3
Other Non-Psychotic	152	134	0	0	0	31	60
Other Psychotic	51	38	0	8	1	17	13
Personality Disorder	47	47	0	0	0	7	10
Schizophrenia	82	78	2	0	0	40	31
Social Conditions	279	19	1	257	0	1	10
Substance Related	89	21	62	3	0	4	4
Deferred/No Diagnosis	117	1	24	86	0	5	2
Other Indicators							
Deaf and Hearing Impaired	7	4	1	2	0	1	3
Dual Diagnosis	81	80	0	0	0	8	10
Homeless	132	27	11	100	0	5	3
SED (6-17)	191	160	1	0	0	9	168
SMI (If ever)	507	429	35	58	1	155	99

Notes: The same client may be counted in more than one category, e.g., clients can receive services under more than one contract source, in more than one "County of Residence," or may have multiple "Other Indicators." Please see Definition page for other considerations.

Oklahoma Department of Mental Health and Substance Abuse Services
Counts of Admitted Clients Served by Funding Source for Each County of Residence During FY1998

COUNTY OF RESIDENCE = GARVIN

	Funding Source						
	Total	Mental Health	Substance Abuse	Domestic Violence	Residential Care	Medicaid	Other
Total							
Unduplicated Count	645	479	71	60	0	140	267
Agency Type							
Community Mental Health Center	540	462	33	0	0	137	265
Domestic Violence and Sexual Assault	60	0	0	60	0	0	0
Hospital	41	41	0	0	0	0	0
Substance Abuse	45	0	43	0	0	3	2
Sex							
Female	341	247	22	46	0	90	132
Male	304	232	49	14	0	50	135
Age							
0-04	48	35	0	5	0	0	39
05-17	153	130	6	4	0	1	122
18-20	29	21	7	3	0	3	8
21-24	49	35	6	9	0	14	8
25-34	119	80	20	22	0	33	26
35-44	136	99	27	12	0	36	26
45-54	61	50	4	4	0	27	16
55-64	32	20	1	1	0	14	9
65-74	12	5	0	0	0	9	9
75-84	5	3	0	0	0	3	3
85+	1	1	0	0	0	0	1
Race							
White	522	392	64	45	0	115	202
Black	44	36	2	3	0	6	27
Native American	64	38	4	11	0	16	30
Hispanic	14	10	1	1	0	2	7
Asian	3	3	0	0	0	1	1
Presenting Problem/Diagnosis							
Alcohol Abuse	43	29	29	0	0	5	6
Developmental Disorder	74	62	0	0	0	3	58
Mood Disorder	160	143	4	1	0	47	50
Non Alcohol/Drug Related Organic	6	3	0	0	0	4	2
Other Non-Psychotic	122	106	1	0	0	31	69
Other Psychotic	40	38	0	0	0	15	16
Personality Disorder	5	4	0	0	0	1	2
Schizophrenia	29	16	1	0	0	20	10
Social Conditions	128	56	4	56	0	10	47
Substance Related	51	29	33	0	0	4	8
Deferred/No Diagnosis	7	1	3	3	0	0	0
Other Indicators							
Deaf and Hearing Impaired	1	1	0	0	0	1	1
Dual Diagnosis	45	43	4	0	0	10	15
Homeless	27	17	5	5	0	1	3
SED (6-17)	26	24	1	0	0	1	18
SMI (If ever)	237	186	21	10	0	101	75

Notes: The same client may be counted in more than one category, e.g., clients can receive services under more than one contract source, in more than one "County of Residence," or may have multiple "Other Indicators." Please see Definition page for other considerations.

Oklahoma Department of Mental Health and Substance Abuse Services
Counts of Admitted Clients Served by Funding Source for Each County of Residence During FY1998

COUNTY OF RESIDENCE = GRADY

	Funding Source						
	Total	Mental Health	Substance Abuse	Domestic Violence	Residential Care	Medicaid	Other
Total							
Unduplicated Count	1,023	592	187	215	0	225	57
Agency Type							
Community Mental Health Center	667	583	15	0	0	225	51
Domestic Violence and Sexual Assault	215	0	0	215	0	0	0
Hospital	42	42	0	0	0	0	0
Other	1	1	0	0	0	0	0
Substance Abuse	179	0	178	0	0	0	6
Sex							
Female	576	326	76	160	0	145	27
Male	447	266	111	55	0	80	30
Age							
0-04	49	3	2	45	0	0	0
05-17	178	76	37	65	0	6	22
18-20	40	21	12	7	0	5	2
21-24	65	38	12	13	0	11	1
25-34	234	129	63	47	0	51	6
35-44	236	156	43	29	0	53	17
45-54	132	96	17	6	0	48	5
55-64	55	44	1	3	0	29	2
65-74	17	13	0	0	0	10	1
75-84	8	7	0	0	0	6	1
85+	9	9	0	0	0	6	0
Race							
White	889	521	151	190	0	196	47
Black	58	30	15	7	0	20	3
Native American	58	28	14	14	0	8	3
Hispanic	31	17	6	8	0	2	4
Asian	2	1	1	0	0	0	0
Presenting Problem/Diagnosis							
Alcohol Abuse	63	32	36	1	0	3	1
Developmental Disorder	25	23	0	0	0	3	8
Mood Disorder	297	258	1	0	0	115	17
Non Alcohol/Drug Related Organic	7	6	0	0	0	2	0
Other Non-Psychotic	166	151	1	0	0	41	19
Other Psychotic	55	50	0	0	0	21	1
Personality Disorder	6	6	1	0	0	3	0
Schizophrenia	58	46	1	0	0	34	5
Social Conditions	261	20	39	203	0	2	1
Substance Related	130	29	109	0	0	2	5
Deferred/No Diagnosis	13	0	2	11	0	0	0
Other Indicators							
Deaf and Hearing Impaired	7	2	3	0	0	3	0
Dual Diagnosis	79	69	4	0	0	25	1
Homeless	90	33	6	50	0	8	1
SED (6-17)	40	36	0	0	0	5	12
SMI (If ever)	425	334	34	24	0	169	20

Notes: The same client may be counted in more than one category, e.g., clients can receive services under more than one contract source, in more than one "County of Residence," or may have multiple "Other Indicators." Please see Definition page for other considerations.

Oklahoma Department of Mental Health and Substance Abuse Services
Counts of Admitted Clients Served by Funding Source for Each County of Residence During FY1998

COUNTY OF RESIDENCE = GRANT

	Funding Source						
	Total	Mental Health	Substance Abuse	Domestic Violence	Residential Care	Medicaid	Other
Total							
Unduplicated Count	69	45	5	11	0	32	12
Agency Type							
Community Mental Health Center	55	44	3	0	0	32	12
Domestic Violence and Sexual Assault	11	0	0	11	0	0	0
Hospital	2	2	0	0	0	0	0
Substance Abuse	2	0	2	0	0	0	0
Sex							
Female	31	19	0	8	0	14	4
Male	38	26	5	3	0	18	8
Age							
0-04	2	0	0	1	0	0	1
05-17	7	4	0	1	0	1	5
18-20	5	2	1	2	0	0	1
21-24	1	1	0	0	0	0	0
25-34	10	3	2	4	0	1	0
35-44	10	6	2	2	0	5	1
45-54	13	11	0	1	0	6	2
55-64	8	7	0	0	0	6	1
65-74	7	6	0	0	0	7	0
75-84	6	5	0	0	0	6	1
Race							
White	63	42	5	8	0	31	11
Native American	5	2	0	3	0	0	1
Hispanic	1	1	0	0	0	1	0
Presenting Problem/Diagnosis							
Alcohol Abuse	2	1	1	0	0	0	0
Developmental Disorder	4	3	0	0	0	2	3
Mood Disorder	13	10	0	1	0	10	1
Non Alcohol/Drug Related Organic	1	1	0	0	0	1	0
Other Non-Psychotic	18	14	1	0	0	9	6
Other Psychotic	8	7	0	0	0	4	0
Personality Disorder	1	1	0	0	0	0	1
Schizophrenia	10	8	1	0	0	6	1
Social Conditions	5	0	0	5	0	0	0
Substance Related	4	2	2	0	0	0	0
Deferred/No Diagnosis	5	0	0	5	0	0	0
Other Indicators							
Dual Diagnosis	3	2	1	0	0	1	0
Homeless	7	0	1	6	0	0	0
SED (6-17)	5	4	0	0	0	1	4
SMI (If ever)	39	32	1	1	0	27	6

Notes: The same client may be counted in more than one category, e.g., clients can receive services under more than one contract source, in more than one "County of Residence," or may have multiple "Other Indicators." Please see Definition page for other considerations.

Oklahoma Department of Mental Health and Substance Abuse Services
Counts of Admitted Clients Served by Funding Source for Each County of Residence During FY1998

COUNTY OF RESIDENCE = GREER

	Funding Source						
	Total	Mental Health	Substance Abuse	Domestic Violence	Residential Care	Medicaid	Other
Total							
Unduplicated Count	126	75	29	17	0	32	2
Agency Type							
Community Mental Health Center	78	70	3	0	0	30	1
Domestic Violence and Sexual Assault	17	0	0	17	0	0	0
Hospital	7	7	0	0	0	0	0
Substance Abuse	28	0	26	0	0	2	1
Sex							
Female	68	42	10	12	0	21	1
Male	58	33	19	5	0	11	1
Age							
0-04	2	0	0	2	0	0	0
05-17	10	7	0	3	0	0	0
18-20	8	4	3	0	0	1	0
21-24	18	12	5	2	0	2	0
25-34	23	16	4	1	0	9	1
35-44	31	14	11	7	0	9	0
45-54	19	13	3	2	0	7	1
55-64	10	6	3	0	0	2	0
65-74	4	2	0	0	0	2	0
75-84	1	1	0	0	0	0	0
Race							
White	101	56	25	14	0	24	2
Black	13	11	2	0	0	4	0
Native American	3	2	1	1	0	2	0
Hispanic	9	6	1	2	0	2	0
Presenting Problem/Diagnosis							
Alcohol Abuse	16	1	15	0	0	0	1
Developmental Disorder	1	1	0	0	0	0	0
Mood Disorder	39	35	0	0	0	17	1
Non Alcohol/Drug Related Organic	3	3	0	0	0	1	0
Other Non-Psychotic	19	19	0	0	0	2	0
Other Psychotic	4	3	0	0	0	1	0
Schizophrenia	9	8	1	0	0	6	0
Social Conditions	21	4	0	16	0	1	0
Substance Related	21	6	14	0	0	4	0
Deferred/No Diagnosis	1	0	0	1	0	0	0
Other Indicators							
Dual Diagnosis	7	6	1	0	0	1	0
Homeless	4	1	2	2	0	0	0
SED (6-17)	7	7	0	0	0	0	0
SMI (If ever)	51	43	1	3	0	23	1

Notes: The same client may be counted in more than one category, e.g., clients can receive services under more than one contract source, in more than one "County of Residence," or may have multiple "Other Indicators." Please see Definition page for other considerations.

Oklahoma Department of Mental Health and Substance Abuse Services
 Counts of Admitted Clients Served by Funding Source for Each County of Residence During FY1998

COUNTY OF RESIDENCE = HARMON

	Funding Source						
	Total	Mental Health	Substance Abuse	Domestic Violence	Residential Care	Medicaid	Other
Total							
Unduplicated Count	29	13	6	10	0	0	1
Agency Type							
Community Mental Health Center	10	10	0	0	0	0	0
Domestic Violence and Sexual Assault	10	0	0	10	0	0	0
Hospital	3	3	0	0	0	0	0
Substance Abuse	6	0	6	0	0	0	1
Sex							
Female	13	9	0	4	0	0	0
Male	16	4	6	6	0	0	1
Age							
05-17	6	3	1	2	0	0	0
21-24	4	0	1	3	0	0	1
25-34	8	4	1	3	0	0	0
35-44	6	4	2	0	0	0	0
45-54	4	2	1	1	0	0	0
55-64	1	0	0	1	0	0	0
Race							
White	16	8	4	4	0	0	1
Black	6	4	0	2	0	0	0
Hispanic	7	1	2	4	0	0	0
Presenting Problem/Diagnosis							
Alcohol Abuse	2	0	2	0	0	0	1
Mood Disorder	6	6	0	0	0	0	0
Other Non-Psychotic	4	4	0	0	0	0	0
Other Psychotic	3	3	0	0	0	0	0
Social Conditions	10	0	0	10	0	0	0
Substance Related	4	0	4	0	0	0	0
Other Indicators							
Dual Diagnosis	1	1	0	0	0	0	0
SED (6-17)	3	3	0	0	0	0	0
SMI (If ever)	5	5	0	0	0	0	0

Oklahoma Department of Mental Health and Substance Abuse Services
Counts of Admitted Clients Served by Funding Source for Each County of Residence During FY1998

COUNTY OF RESIDENCE = HARPER

	Funding Source						
	Total	Mental Health	Substance Abuse	Domestic Violence	Residential Care	Medicaid	Other
Total							
Unduplicated Count	57	37	5	1	0	27	1
Agency Type							
Community Mental Health Center	53	37	1	0	0	27	1
Domestic Violence and Sexual Assault	1	0	0	1	0	0	0
Substance Abuse	4	0	4	0	0	0	0
Sex							
Female	34	23	2	1	0	14	1
Male	23	14	3	0	0	13	0
Age							
05-17	5	4	1	0	0	1	0
18-20	5	3	1	1	0	0	0
21-24	4	4	1	0	0	2	0
25-34	5	5	1	0	0	0	0
35-44	13	12	1	0	0	3	0
45-54	6	2	0	0	0	4	1
55-64	13	6	0	0	0	12	0
65-74	3	1	0	0	0	2	0
75-84	1	0	0	0	0	1	0
85+	2	0	0	0	0	2	0
Race							
White	52	34	3	1	0	26	1
Black	1	0	0	0	0	1	0
Native American	1	0	1	0	0	0	0
Hispanic	2	2	1	0	0	0	0
Asian	1	1	0	0	0	0	0
Presenting Problem/Diagnosis							
Alcohol Abuse	4	4	2	0	0	0	0
Developmental Disorder	1	1	0	0	0	0	0
Mood Disorder	20	19	0	0	0	7	1
Non Alcohol/Drug Related Organic	1	0	0	0	0	1	0
Other Non-Psychotic	7	7	0	0	0	3	0
Other Psychotic	6	1	0	0	0	6	0
Schizophrenia	9	0	0	0	0	9	0
Social Conditions	7	5	1	1	0	1	0
Substance Related	3	0	3	0	0	0	0
Deferred/No Diagnosis	1	0	1	0	0	0	0
Other Indicators							
Deaf and Hearing Impaired	2	1	0	0	0	1	0
Dual Diagnosis	9	6	0	0	0	6	0
Homeless	1	0	1	0	0	0	0
SMI (If ever)	31	15	1	0	0	23	1

Notes: The same client may be counted in more than one category, e.g., clients can receive services under more than one contract source, in more than one "County of Residence," or may have multiple "Other Indicators." Please see Definition page for other considerations.

Oklahoma Department of Mental Health and Substance Abuse Services
Counts of Admitted Clients Served by Funding Source for Each County of Residence During FY1998

COUNTY OF RESIDENCE = HASKELL

	Funding Source						
	Total	Mental Health	Substance Abuse	Domestic Violence	Residential Care	Medicaid	Other
Total							
Unduplicated Count	182	154	24	6	0	33	5
Agency Type							
Community Mental Health Center	150	150	0	0	0	33	1
Domestic Violence and Sexual Assault	6	0	0	6	0	0	0
Hospital	7	7	0	0	0	0	0
Other	3	0	3	0	0	0	0
Substance Abuse	22	0	21	0	0	0	4
Sex							
Female	112	98	10	5	0	22	3
Male	70	56	14	1	0	11	2
Age							
0-04	2	0	2	0	0	0	0
05-17	14	10	3	1	0	2	1
18-20	5	5	1	0	0	0	0
21-24	7	4	2	1	0	3	0
25-34	38	30	8	0	0	5	2
35-44	52	44	7	1	0	7	2
45-54	39	37	1	2	0	9	0
55-64	13	12	0	1	0	2	0
65-74	7	7	0	0	0	4	0
75-84	5	5	0	0	0	1	0
Race							
White	167	144	21	4	0	32	3
Black	2	1	0	0	0	0	1
Native American	12	7	3	2	0	1	1
Hispanic	2	2	0	0	0	0	0
Presenting Problem/Diagnosis							
Alcohol Abuse	7	5	2	0	0	0	1
Developmental Disorder	4	4	0	0	0	2	1
Mood Disorder	79	78	1	0	0	12	0
Non Alcohol/Drug Related Organic	1	1	0	0	0	0	0
Other Non-Psychotic	26	26	0	0	0	3	0
Other Psychotic	19	19	0	0	0	5	0
Personality Disorder	1	1	0	0	0	1	0
Schizophrenia	21	21	0	0	0	10	0
Social Conditions	9	1	2	6	0	0	0
Substance Related	17	2	16	0	0	0	3
Deferred/No Diagnosis	3	0	3	0	0	0	0
Other Indicators							
Deaf and Hearing Impaired	4	4	0	0	0	2	0
Dual Diagnosis	10	9	1	0	0	2	0
Homeless	2	1	0	1	0	0	0
SED (6-17)	8	7	1	0	0	2	0
SMI (If ever)	98	95	4	0	0	28	1

Notes: The same client may be counted in more than one category, e.g., clients can receive services under more than one contract source, in more than one "County of Residence," or may have multiple "Other Indicators." Please see Definition page for other considerations.

Oklahoma Department of Mental Health and Substance Abuse Services
Counts of Admitted Clients Served by Funding Source for Each County of Residence During FY1998

COUNTY OF RESIDENCE = HUGHES

	Funding Source						
	Total	Mental Health	Substance Abuse	Domestic Violence	Residential Care	Medicaid	Other
Total							
Unduplicated Count	228	159	50	16	1	60	5
Agency Type							
Community Mental Health Center	171	158	10	0	0	58	2
Domestic Violence and Sexual Assault	17	0	1	16	0	0	0
Hospital	3	3	0	0	0	0	0
Residential Care	1	0	0	0	1	0	0
Substance Abuse	42	0	41	0	0	2	3
Sex							
Female	125	90	19	12	0	38	1
Male	103	69	31	4	1	22	4
Age							
0-04	4	0	1	3	0	0	0
05-17	11	5	4	1	0	4	1
18-20	12	6	3	3	0	0	0
21-24	18	12	5	2	0	3	1
25-34	43	24	17	2	1	9	1
35-44	52	44	10	2	0	10	2
45-54	40	31	7	2	0	12	0
55-64	25	21	2	0	0	10	0
65-74	14	11	1	1	0	7	0
75-84	7	4	0	0	0	4	0
85+	2	1	0	0	0	1	0
Race							
White	179	131	37	9	1	48	5
Black	11	8	2	1	0	4	0
Native American	37	18	12	6	0	8	0
Hispanic	3	3	0	0	0	0	0
Presenting Problem/Diagnosis							
Alcohol Abuse	21	2	18	0	0	0	1
Developmental Disorder	3	3	0	0	0	3	0
Mood Disorder	86	80	0	0	0	26	0
Non Alcohol/Drug Related Organic	2	2	0	0	0	1	0
Other Non-Psychotic	26	23	2	0	0	7	1
Other Psychotic	18	18	0	0	0	5	0
Schizophrenia	22	20	1	0	0	15	1
Social Conditions	24	2	5	16	1	1	0
Substance Related	30	11	24	0	0	2	2
Deferred/No Diagnosis	1	0	1	0	0	0	0
Other Indicators							
Deaf and Hearing Impaired	1	1	0	0	0	0	0
Dual Diagnosis	22	22	1	0	0	3	0
Homeless	14	2	2	10	0	1	1
SED (6-17)	4	4	0	0	0	4	0
SMI (If ever)	121	110	8	2	1	44	1

Notes: The same client may be counted in more than one category, e.g., clients can receive services under more than one contract source, in more than one "County of Residence," or may have multiple "Other Indicators." Please see Definition page for other considerations.

Oklahoma Department of Mental Health and Substance Abuse Services
Counts of Admitted Clients Served by Funding Source for Each County of Residence During FY1998

COUNTY OF RESIDENCE = JACKSON

	Funding Source						
	Total	Mental Health	Substance Abuse	Domestic Violence	Residential Care	Medicaid	Other
Total							
Unduplicated Count	505	146	129	236	2	6	4
Agency Type							
Community Mental Health Center	145	140	3	0	0	3	0
Domestic Violence and Sexual Assault	236	0	0	236	0	0	0
Hospital	10	10	0	0	0	0	0
Residential Care	2	0	0	0	2	0	0
Substance Abuse	128	0	126	0	0	3	4
Sex							
Female	270	81	44	146	0	3	1
Male	235	65	85	90	2	3	3
Age							
0-04	27	0	6	21	0	0	0
05-17	87	11	9	65	0	4	1
18-20	29	3	11	15	0	0	0
21-24	47	13	10	26	0	0	0
25-34	119	23	42	56	0	0	2
35-44	113	37	39	40	2	1	1
45-54	46	27	10	9	0	1	0
55-64	24	19	2	4	0	0	0
65-74	11	11	0	0	0	0	0
75-84	2	2	0	0	0	0	0
Race							
White	321	104	74	150	0	2	2
Black	83	26	32	23	2	3	1
Native American	10	2	6	2	0	0	0
Hispanic	92	14	18	60	0	1	1
Asian	1	0	0	1	0	0	0
Presenting Problem/Diagnosis							
Alcohol Abuse	51	5	47	0	0	0	1
Developmental Disorder	6	5	0	0	0	1	0
Mood Disorder	51	50	0	1	0	0	0
Non Alcohol/Drug Related Organic	2	2	0	0	0	0	0
Other Non-Psychotic	32	31	0	0	0	1	0
Other Psychotic	21	20	0	0	1	0	0
Personality Disorder	3	3	0	0	0	0	0
Schizophrenia	23	23	0	0	0	1	0
Social Conditions	241	4	3	234	0	0	0
Substance Related	76	4	73	0	0	1	3
Deferred/No Diagnosis	15	1	10	1	1	2	0
Other Indicators							
Deaf and Hearing Impaired	4	1	2	1	0	0	0
Dual Diagnosis	15	15	0	0	0	0	0
Homeless	18	2	17	0	0	0	0
SED (6-17)	6	4	0	0	0	2	0
SMI (If ever)	94	72	17	6	2	1	1

Notes: The same client may be counted in more than one category, e.g., clients can receive services under more than one contract source, in more than one "County of Residence," or may have multiple "Other Indicators." Please see Definition page for other considerations.

Oklahoma Department of Mental Health and Substance Abuse Services
 Counts of Admitted Clients Served by Funding Source for Each County of Residence During FY1998

COUNTY OF RESIDENCE = JEFFERSON

	Funding Source						
	Total	Mental Health	Substance Abuse	Domestic Violence	Residential Care	Medicaid	Other
Total							
Unduplicated Count	57	30	20	11	0	5	3
Agency Type							
Community Mental Health Center	33	29	8	0	0	3	3
Domestic Violence and Sexual Assault	11	0	0	11	0	0	0
Hospital	2	2	0	0	0	0	0
Substance Abuse	13	0	13	0	0	2	0
Sex							
Female	30	14	8	9	0	2	1
Male	27	16	12	2	0	3	2
Age							
0-04	3	0	0	3	0	0	0
05-17	5	1	0	2	0	2	1
18-20	4	4	2	0	0	0	0
21-24	2	1	1	1	0	0	0
25-34	15	9	5	1	0	3	1
35-44	16	6	11	1	0	0	0
45-54	10	8	1	2	0	0	1
55-64	1	0	0	1	0	0	0
75-84	1	1	0	0	0	0	0
Race							
White	49	26	14	11	0	5	2
Black	1	0	1	0	0	0	0
Native American	1	0	1	0	0	0	0
Hispanic	6	4	4	0	0	0	1
Presenting Problem/Diagnosis							
Alcohol Abuse	10	3	8	1	0	0	0
Developmental Disorder	2	0	0	0	0	2	0
Mood Disorder	9	9	1	0	0	0	1
Other Non-Psychotic	4	4	0	0	0	0	1
Other Psychotic	6	6	0	0	0	0	0
Personality Disorder	1	1	0	0	0	0	0
Schizophrenia	3	3	0	0	0	1	1
Social Conditions	11	1	0	10	0	0	0
Substance Related	12	3	11	0	0	2	0
Other Indicators							
Dual Diagnosis	3	2	1	0	0	1	1
Homeless	5	0	0	5	0	0	0
SMI (If ever)	12	12	1	0	0	1	2

Notes: The same client may be counted in more than one category, e.g., clients can receive services under more than one contract source, in more than one "County of Residence," or may have multiple "Other Indicators." Please see Definition page for other considerations.

Oklahoma Department of Mental Health and Substance Abuse Services
Counts of Admitted Clients Served by Funding Source for Each County of Residence During FY1998

COUNTY OF RESIDENCE = JOHNSTON

	Funding Source						
	Total	Mental Health	Substance Abuse	Domestic Violence	Residential Care	Medicaid	Other
Total							
Unduplicated Count	351	213	81	11	0	103	103
Agency Type							
Community Mental Health Center	276	207	12	0	0	87	97
Domestic Violence and Sexual Assault	11	0	0	11	0	0	0
Hospital	12	12	0	0	0	0	0
Substance Abuse	78	0	73	0	0	18	7
Sex							
Female	185	111	31	7	0	76	46
Male	166	102	50	4	0	27	57
Age							
0-04	12	2	3	2	0	1	7
05-17	88	47	18	2	0	9	56
18-20	14	10	5	0	0	1	6
21-24	20	11	7	2	0	9	1
25-34	63	43	15	2	0	24	7
35-44	82	51	26	2	0	29	10
45-54	50	34	5	1	0	20	12
55-64	13	10	1	0	0	5	2
65-74	7	3	1	0	0	4	2
75-84	2	2	0	0	0	1	0
Race							
White	295	183	66	11	0	90	77
Black	19	7	6	0	0	6	6
Native American	37	22	9	0	0	8	18
Hispanic	4	3	0	0	0	0	2
Presenting Problem/Diagnosis							
Alcohol Abuse	33	7	29	0	0	5	3
Developmental Disorder	16	10	1	0	0	2	12
Mood Disorder	107	83	0	0	0	46	20
Non Alcohol/Drug Related Organic	5	4	0	0	0	4	1
Other Non-Psychotic	94	61	3	0	0	20	50
Other Psychotic	17	16	0	0	0	5	5
Personality Disorder	2	1	0	0	0	2	0
Schizophrenia	19	15	0	0	0	12	6
Social Conditions	32	11	8	11	0	0	4
Substance Related	42	7	39	0	0	7	3
Deferred/No Diagnosis	3	0	3	0	0	2	0
Other Indicators							
Deaf and Hearing Impaired	2	2	1	0	0	0	0
Dual Diagnosis	20	16	0	0	0	6	3
Homeless	14	7	0	6	0	3	3
SED (6-17)	3	2	0	0	0	0	3
SMI (If ever)	159	120	15	2	0	69	32

Notes: The same client may be counted in more than one category, e.g., clients can receive services under more than one contract source, in more than one "County of Residence," or may have multiple "Other Indicators." Please see Definition page for other considerations.

Oklahoma Department of Mental Health and Substance Abuse Services
Counts of Admitted Clients Served by Funding Source for Each County of Residence During FY1998

COUNTY OF RESIDENCE = KAY

	Funding Source						
	Total	Mental Health	Substance Abuse	Domestic Violence	Residential Care	Medicaid	Other
Total							
Unduplicated Count	1,436	788	276	184	0	228	628
Agency Type							
Community Mental Health Center	1,146	756	157	0	0	228	628
Domestic Violence and Sexual Assault	183	0	0	183	0	0	0
Hospital	72	72	0	0	0	0	0
Other	1	0	0	1	0	0	0
Substance Abuse	146	0	146	0	0	0	0
Sex							
Female	774	442	71	148	0	152	341
Male	662	346	205	36	0	76	287
Age							
0-04	70	7	2	36	0	0	31
05-17	381	185	9	48	0	3	267
18-20	57	36	19	5	0	7	19
21-24	93	48	25	19	0	18	13
25-34	280	165	74	34	0	53	71
35-44	295	180	101	30	0	58	99
45-54	137	96	33	9	0	30	60
55-64	66	47	11	2	0	23	37
65-74	25	15	2	1	0	12	14
75-84	21	7	0	0	0	14	12
85+	11	2	0	0	0	10	5
Race							
White	1,186	680	208	145	0	208	550
Black	54	25	13	5	0	6	20
Native American	161	62	50	25	0	11	46
Hispanic	44	25	8	9	0	3	12
Asian	1	0	1	0	0	0	0
Presenting Problem/Diagnosis							
Alcohol Abuse	110	15	97	0	0	5	2
Developmental Disorder	171	85	4	0	0	2	132
Mood Disorder	403	322	40	0	0	104	208
Non Alcohol/Drug Related Organic	7	4	0	0	0	3	4
Other Non-Psychotic	275	165	19	0	0	42	159
Other Psychotic	53	45	1	0	0	19	29
Personality Disorder	3	2	0	0	0	1	0
Schizophrenia	65	51	1	0	0	38	53
Social Conditions	296	97	14	183	0	6	24
Substance Related	129	24	117	0	0	8	16
Deferred/No Diagnosis	7	1	5	1	0	0	1
Other Indicators							
Deaf and Hearing Impaired	9	3	0	0	0	4	5
Dual Diagnosis	81	61	30	0	0	23	31
Homeless	86	18	34	36	0	7	8
SED (6-17)	158	88	5	1	0	1	128
SMI (If ever)	421	303	94	12	0	154	227

Notes: The same client may be counted in more than one category, e.g., clients can receive services under more than one contract source, in more than one "County of Residence," or may have multiple "Other Indicators." Please see Definition page for other considerations.

Oklahoma Department of Mental Health and Substance Abuse Services
 Counts of Admitted Clients Served by Funding Source for Each County of Residence During FY1998

COUNTY OF RESIDENCE = KINGFISHER

	Funding Source						
	Total	Mental Health	Substance Abuse	Domestic Violence	Residential Care	Medicaid	Other
Total							
Unduplicated Count	180	132	16	8	1	24	41
Agency Type							
Community Mental Health Center	161	132	6	0	0	24	39
Domestic Violence and Sexual Assault	8	0	0	8	0	0	0
Hospital	2	2	0	0	0	0	0
Residential Care	1	0	0	0	1	0	0
Substance Abuse	12	0	11	0	0	0	2
Sex							
Female	107	79	8	6	0	20	21
Male	73	53	8	2	1	4	20
Age							
0-04	1	0	0	1	0	0	0
05-17	25	17	1	1	0	0	14
18-20	10	9	0	1	0	1	2
21-24	16	11	6	0	0	1	1
25-34	38	28	3	3	0	4	8
35-44	52	42	2	1	1	9	9
45-54	19	12	4	1	0	1	5
55-64	11	7	0	0	0	5	1
65-74	5	4	0	0	0	2	0
75-84	3	2	0	0	0	1	1
Race							
White	156	116	15	4	1	21	38
Black	11	7	1	1	0	1	2
Native American	7	5	0	1	0	2	0
Hispanic	6	4	0	2	0	0	1
Presenting Problem/Diagnosis							
Alcohol Abuse	5	2	3	0	0	0	0
Developmental Disorder	12	9	0	0	1	1	3
Mood Disorder	89	78	1	1	0	7	21
Non Alcohol/Drug Related Organic	2	2	1	0	0	0	1
Other Non-Psychotic	33	27	0	0	0	4	10
Other Psychotic	8	7	0	0	0	4	2
Personality Disorder	3	3	0	0	0	0	0
Schizophrenia	11	4	0	0	0	8	2
Social Conditions	5	0	1	4	0	0	0
Substance Related	11	1	10	0	0	0	2
Deferred/No Diagnosis	3	0	0	3	0	0	0
Other Indicators							
Deaf and Hearing Impaired	1	1	0	0	0	0	0
Dual Diagnosis	18	17	0	0	0	0	2
Homeless	5	1	1	2	0	0	2
SED (6-17)	19	13	0	0	0	0	11
SMI (If ever)	107	85	5	1	1	21	21

Notes: The same client may be counted in more than one category, e.g., clients can receive services under more than one contract source, in more than one "County of Residence," or may have multiple "Other Indicators." Please see Definition page for other considerations.

Oklahoma Department of Mental Health and Substance Abuse Services
Counts of Admitted Clients Served by Funding Source for Each County of Residence During FY1998

COUNTY OF RESIDENCE = KIOWA

	Funding Source						
	Total	Mental Health	Substance Abuse	Domestic Violence	Residential Care	Medicaid	Other
Total							
Unduplicated Count	244	166	47	22	0	55	2
Agency Type							
Community Mental Health Center	186	164	5	0	0	55	1
Domestic Violence and Sexual Assault	22	0	0	22	0	0	0
Hospital	4	4	0	0	0	0	0
Substance Abuse	42	0	42	0	0	0	1
Sex							
Female	126	92	13	16	0	31	0
Male	118	74	34	6	0	24	2
Age							
0-04	9	3	2	4	0	0	0
05-17	40	33	3	3	0	0	1
18-20	12	8	3	1	0	0	0
21-24	15	10	6	1	0	2	0
25-34	50	31	13	4	0	17	0
35-44	65	38	18	6	0	16	1
45-54	37	28	2	3	0	11	0
55-64	11	10	0	0	0	7	0
65-74	2	2	0	0	0	2	0
75-84	2	2	0	0	0	0	0
85+	1	1	0	0	0	0	0
Race							
White	183	131	30	12	0	39	2
Black	31	19	6	7	0	10	0
Native American	16	8	6	1	0	3	0
Hispanic	16	8	5	2	0	3	0
Presenting Problem/Diagnosis							
Alcohol Abuse	17	1	15	0	0	2	0
Developmental Disorder	12	11	0	0	0	0	1
Mood Disorder	84	77	0	0	0	25	0
Non Alcohol/Drug Related Organic	3	2	0	0	0	1	0
Other Non-Psychotic	43	40	0	0	0	7	0
Other Psychotic	6	5	0	0	0	4	0
Schizophrenia	20	15	0	0	0	12	0
Social Conditions	32	9	0	22	0	2	0
Substance Related	31	8	29	0	0	2	1
Deferred/No Diagnosis	4	0	4	0	0	0	0
Other Indicators							
Dual Diagnosis	17	15	0	0	0	4	0
Homeless	8	0	7	1	0	0	0
SED (6-17)	29	26	2	0	0	0	1
SMI (If ever)	116	92	8	4	0	47	0

Notes: The same client may be counted in more than one category, e.g., clients can receive services under more than one contract source, in more than one "County of Residence," or may have multiple "Other Indicators." Please see Definition page for other considerations.

Oklahoma Department of Mental Health and Substance Abuse Services
 Counts of Admitted Clients Served by Funding Source for Each County of Residence During FY1998

COUNTY OF RESIDENCE = LATIMER

	Funding Source						
	Total	Mental Health	Substance Abuse	Domestic Violence	Residential Care	Medicaid	Other
Total							
Unduplicated Count	238	124	80	4	0	64	1
Agency Type							
Community Mental Health Center	121	120	1	0	0	17	0
Domestic Violence and Sexual Assault	4	0	0	4	0	0	0
Hospital	5	5	0	0	0	0	0
Substance Abuse	114	0	79	0	0	48	1
Sex							
Female	133	62	48	4	0	41	1
Male	105	62	32	0	0	23	0
Age							
0-04	10	1	3	0	0	7	0
05-17	65	12	28	0	0	32	0
18-20	9	2	6	0	0	2	0
21-24	17	8	8	1	0	1	0
25-34	43	23	18	0	0	12	0
35-44	44	33	14	1	0	5	1
45-54	26	23	1	2	0	4	0
55-64	19	17	2	0	0	1	0
65-74	3	3	0	0	0	0	0
75-84	2	2	0	0	0	0	0
Race							
White	201	103	66	2	0	58	1
Black	4	2	2	0	0	2	0
Native American	31	17	12	2	0	4	0
Hispanic	2	2	0	0	0	0	0
Presenting Problem/Diagnosis							
Alcohol Abuse	21	5	15	0	0	2	0
Developmental Disorder	15	4	2	0	0	11	0
Mood Disorder	50	49	0	0	0	10	0
Non Alcohol/Drug Related Organic	5	5	0	0	0	1	0
Other Non-Psychotic	53	20	19	0	0	21	0
Other Psychotic	20	20	0	0	0	1	0
Personality Disorder	2	1	1	0	0	1	0
Schizophrenia	18	18	0	0	0	5	0
Social Conditions	41	1	28	4	0	10	0
Substance Related	18	2	15	0	0	3	1
Other Indicators							
Deaf and Hearing Impaired	3	2	0	0	0	1	0
Dual Diagnosis	13	12	1	0	0	1	0
Homeless	6	3	3	0	0	1	1
SED (6-17)	11	10	1	0	0	1	0
SMI (If ever)	54	51	4	0	0	14	0

Notes: The same client may be counted in more than one category, e.g., clients can receive services under more than one contract source, in more than one "County of Residence," or may have multiple "Other Indicators." Please see Definition page for other considerations.

Oklahoma Department of Mental Health and Substance Abuse Services
Counts of Admitted Clients Served by Funding Source for Each County of Residence During FY1998

COUNTY OF RESIDENCE = LEFLORE

	Funding Source						
	Total	Mental Health	Substance Abuse	Domestic Violence	Residential Care	Medicaid	Other
Total							
Unduplicated Count	685	409	117	153	3	41	3
Agency Type							
Community Mental Health Center	421	404	3	0	0	35	2
Domestic Violence and Sexual Assault	153	0	0	153	0	0	0
Hospital	9	9	0	0	0	0	0
Other	3	0	3	0	0	0	0
Residential Care	3	0	0	0	3	0	0
Substance Abuse	111	0	111	0	0	6	1
Sex							
Female	372	204	49	121	2	19	1
Male	313	205	68	32	1	22	2
Age							
0-04	38	0	3	35	0	2	0
05-17	136	22	71	31	0	13	2
18-20	38	15	7	17	0	1	0
21-24	33	21	3	10	0	0	0
25-34	124	80	16	32	0	7	1
35-44	155	122	14	19	1	10	0
45-54	98	87	2	8	2	5	0
55-64	46	45	1	1	0	3	0
65-74	15	15	0	0	0	0	0
75-84	2	2	0	0	0	0	0
Race							
White	606	370	98	131	3	39	3
Black	22	12	6	5	0	0	0
Native American	48	28	8	12	0	2	0
Hispanic	11	1	5	5	0	0	0
Presenting Problem/Diagnosis							
Alcohol Abuse	24	14	11	1	0	0	0
Developmental Disorder	14	7	0	0	1	6	0
Mood Disorder	194	190	0	4	0	8	0
Non Alcohol/Drug Related Organic	11	11	0	0	0	0	0
Other Non-Psychotic	58	48	3	0	0	11	2
Other Psychotic	45	44	0	1	0	2	0
Personality Disorder	4	4	0	0	0	0	0
Schizophrenia	72	72	0	0	0	9	0
Social Conditions	154	4	2	145	2	2	0
Substance Related	114	19	96	1	0	3	1
Deferred/No Diagnosis	6	0	5	1	0	0	0
Other Indicators							
Deaf and Hearing Impaired	3	2	1	0	0	0	0
Dual Diagnosis	41	40	1	0	0	0	0
Homeless	11	3	2	6	0	1	1
SED (6-17)	19	19	0	0	0	0	0
SMI (If ever)	230	213	9	7	2	19	0

Notes: The same client may be counted in more than one category, e.g., clients can receive services under more than one contract source, in more than one "County of Residence," or may have multiple "Other Indicators." Please see Definition page for other considerations.

Oklahoma Department of Mental Health and Substance Abuse Services
Counts of Admitted Clients Served by Funding Source for Each County of Residence During FY1998

COUNTY OF RESIDENCE = LINCOLN

	Funding Source						
	Total	Mental Health	Substance Abuse	Domestic Violence	Residential Care	Medicaid	Other
Total							
Unduplicated Count	531	180	89	23	19	296	218
Agency Type							
Community Mental Health Center	420	160	21	0	0	291	210
Domestic Violence and Sexual Assault	22	0	0	22	0	0	0
Hospital	27	27	0	0	0	0	0
Other	1	0	0	1	0	0	0
Residential Care	19	0	0	0	19	0	0
Substance Abuse	75	0	70	0	0	5	8
Sex							
Female	276	68	34	17	3	179	133
Male	255	112	55	6	16	117	85
Age							
0-04	11	1	1	3	0	6	3
05-17	100	33	2	4	0	74	48
18-20	14	5	6	0	1	2	2
21-24	19	9	6	2	2	7	6
25-34	85	35	29	8	4	29	19
35-44	89	44	31	4	3	25	18
45-54	58	28	12	1	5	28	27
55-64	36	14	1	1	4	20	24
65-74	27	7	1	0	0	19	16
75-84	36	2	0	0	0	34	19
85+	56	2	0	0	0	52	36
Race							
White	433	144	66	20	15	243	175
Black	52	18	10	1	0	34	26
Native American	40	17	10	0	3	17	16
Hispanic	8	0	3	2	1	2	0
Asian	1	1	0	0	0	0	1
Presenting Problem/Diagnosis							
Alcohol Abuse	33	4	26	0	0	4	4
Developmental Disorder	22	6	0	1	2	13	11
Mood Disorder	146	65	9	0	4	86	70
Non Alcohol/Drug Related Organic	27	4	0	0	0	23	16
Other Non-Psychotic	137	39	0	0	0	111	70
Other Psychotic	47	26	1	0	8	20	12
Personality Disorder	2	1	0	0	0	1	1
Schizophrenia	57	33	3	0	0	33	25
Social Conditions	40	1	9	22	5	2	4
Substance Related	47	4	41	0	0	3	5
Deferred/No Diagnosis	1	0	1	0	0	0	0
Other Indicators							
Deaf and Hearing Impaired	9	3	1	0	0	6	4
Dual Diagnosis	44	25	10	0	0	20	19
Homeless	15	6	6	3	0	1	2
SED (6-17)	13	6	1	0	0	8	7
SMI (If ever)	198	116	20	1	19	104	76

Notes: The same client may be counted in more than one category, e.g., clients can receive services under more than one contract source, in more than one "County of Residence," or may have multiple "Other Indicators." Please see Definition page for other considerations.

Oklahoma Department of Mental Health and Substance Abuse Services
Counts of Admitted Clients Served by Funding Source for Each County of Residence During FY1998

COUNTY OF RESIDENCE = LOGAN

	Funding Source						
	Total	Mental Health	Substance Abuse	Domestic Violence	Residential Care	Medicaid	Other
Total							
Unduplicated Count	456	218	197	26	0	68	71
Agency Type							
Community Mental Health Center	241	210	15	0	0	62	70
Domestic Violence and Sexual Assault	26	0	0	26	0	0	0
Hospital	18	18	0	0	0	0	0
Other	1	1	0	0	0	0	0
Substance Abuse	191	0	185	0	0	6	1
Sex							
Female	229	115	91	18	0	39	29
Male	227	103	106	8	0	29	42
Age							
0-04	5	0	1	2	0	1	1
05-17	95	36	40	6	0	8	29
18-20	26	12	12	0	0	2	5
21-24	21	12	7	2	0	0	1
25-34	120	48	71	4	0	15	7
35-44	123	61	51	11	0	20	12
45-54	42	31	12	1	0	9	7
55-64	19	13	3	0	0	9	5
65-74	4	4	0	0	0	3	3
75-84	1	1	0	0	0	1	1
Race							
White	374	192	157	19	0	51	57
Black	53	24	20	3	0	12	13
Native American	15	0	11	4	0	0	0
Hispanic	16	3	9	0	0	5	1
Presenting Problem/Diagnosis							
Alcohol Abuse	45	1	44	0	0	1	1
Developmental Disorder	17	11	0	0	0	3	10
Mood Disorder	153	138	7	0	0	31	39
Non Alcohol/Drug Related Organic	3	1	0	0	0	1	1
Other Non-Psychotic	17	16	2	0	0	2	3
Other Psychotic	22	21	0	0	0	8	3
Schizophrenia	28	24	2	0	0	16	12
Social Conditions	88	9	55	24	0	0	1
Substance Related	78	4	77	0	0	1	1
Deferred/No Diagnosis	24	0	17	2	0	5	0
Other Indicators							
Deaf and Hearing Impaired	3	2	1	0	0	2	0
Dual Diagnosis	20	18	4	0	0	2	4
Homeless	20	5	12	3	0	0	0
SED (6-17)	39	32	1	0	0	3	22
SMI (If ever)	210	171	36	4	0	58	41

Notes: The same client may be counted in more than one category, e.g., clients can receive services under more than one contract source, in more than one "County of Residence," or may have multiple "Other Indicators." Please see Definition page for other considerations.

Oklahoma Department of Mental Health and Substance Abuse Services
 Counts of Admitted Clients Served by Funding Source for Each County of Residence During FY1998

COUNTY OF RESIDENCE = LOVE

	Funding Source						
	Total	Mental Health	Substance Abuse	Domestic Violence	Residential Care	Medicaid	Other
Total							
Unduplicated Count	167	111	19	16	0	27	70
Agency Type							
Community Mental Health Center	141	108	12	0	0	27	70
Domestic Violence and Sexual Assault	16	0	0	16	0	0	0
Hospital	6	6	0	0	0	0	0
Substance Abuse	9	0	9	0	0	0	0
Sex							
Female	93	67	6	10	0	18	35
Male	74	44	13	6	0	9	35
Age							
0-04	9	4	0	4	0	0	5
05-17	57	36	0	6	0	4	37
18-20	7	7	1	0	0	0	0
21-24	5	4	1	0	0	0	0
25-34	36	18	10	4	0	6	9
35-44	31	25	4	1	0	8	8
45-54	16	14	3	0	0	5	8
55-64	4	2	0	1	0	2	2
65-74	2	1	0	0	0	2	1
Race							
White	153	100	17	15	0	25	64
Black	6	5	1	0	0	2	3
Native American	4	3	0	1	0	0	1
Hispanic	4	3	1	0	0	0	2
Presenting Problem/Diagnosis							
Alcohol Abuse	9	7	7	0	0	0	1
Developmental Disorder	17	10	0	0	0	2	14
Mood Disorder	53	43	1	0	0	9	26
Other Non-Psychotic	40	32	0	0	0	5	21
Other Psychotic	8	5	0	0	0	6	2
Schizophrenia	11	10	0	0	0	4	6
Social Conditions	21	4	0	16	0	1	0
Substance Related	11	3	11	0	0	0	0
Other Indicators							
Dual Diagnosis	10	10	0	0	0	2	6
Homeless	11	0	0	11	0	0	0
SED (6-17)	12	11	0	0	0	0	8
SMI (If ever)	47	37	4	0	0	18	18

Notes: The same client may be counted in more than one category, e.g., clients can receive services under more than one contract source, in more than one "County of Residence," or may have multiple "Other Indicators." Please see Definition page for other considerations.

Oklahoma Department of Mental Health and Substance Abuse Services
Counts of Admitted Clients Served by Funding Source for Each County of Residence During FY1998

COUNTY OF RESIDENCE = MAJOR

	Funding Source						
	Total	Mental Health	Substance Abuse	Domestic Violence	Residential Care	Medicaid	Other
Total							
Unduplicated Count	120	110	6	6	1	27	2
Agency Type							
Community Mental Health Center	111	109	3	0	0	27	2
Domestic Violence and Sexual Assault	6	0	0	6	0	0	0
Hospital	1	1	0	0	0	0	0
Residential Care	1	0	0	0	1	0	0
Substance Abuse	4	0	4	0	0	0	0
Sex							
Female	57	52	1	5	0	15	0
Male	63	58	5	1	1	12	2
Age							
0-04	1	1	0	0	0	0	0
05-17	24	22	0	0	0	1	2
18-20	7	7	0	0	0	0	0
21-24	4	4	0	0	0	2	0
25-34	26	20	1	5	1	3	0
35-44	23	23	2	0	0	3	0
45-54	19	17	3	1	0	6	0
55-64	9	9	0	0	0	7	0
65-74	6	6	0	0	0	5	0
75-84	1	1	0	0	0	0	0
Race							
White	113	106	3	6	1	27	0
Black	3	0	1	0	0	0	2
Native American	2	2	1	0	0	0	0
Hispanic	2	2	1	0	0	0	0
Presenting Problem/Diagnosis							
Alcohol Abuse	8	8	1	0	0	2	0
Developmental Disorder	2	1	0	0	1	0	0
Mood Disorder	54	54	2	0	0	12	0
Non Alcohol/Drug Related Organic	5	5	0	0	0	2	0
Other Non-Psychotic	16	14	0	0	0	5	2
Other Psychotic	5	5	0	0	0	2	0
Schizophrenia	3	3	0	0	0	3	0
Social Conditions	24	19	0	5	0	1	0
Substance Related	4	1	3	0	0	0	0
Deferred/No Diagnosis	1	0	0	1	0	0	0
Other Indicators							
Deaf and Hearing Impaired	1	1	0	0	0	0	0
Dual Diagnosis	11	11	0	0	0	5	0
Homeless	6	4	2	1	0	0	0
SED (6-17)	3	1	0	0	0	0	2
SMI (If ever)	58	55	2	2	1	22	0

Notes: The same client may be counted in more than one category, e.g., clients can receive services under more than one contract source, in more than one "County of Residence," or may have multiple "Other Indicators." Please see Definition page for other considerations.

Oklahoma Department of Mental Health and Substance Abuse Services
 Counts of Admitted Clients Served by Funding Source for Each County of Residence During FY1998

COUNTY OF RESIDENCE = MARSHALL

	Funding Source						
	Total	Mental Health	Substance Abuse	Domestic Violence	Residential Care	Medicaid	Other
Total							
Unduplicated Count	209	159	28	19	0	57	48
Agency Type							
Community Mental Health Center	185	157	23	0	0	57	48
Domestic Violence and Sexual Assault	19	0	0	19	0	0	0
Hospital	9	9	0	0	0	0	0
Substance Abuse	9	0	9	0	0	0	0
Sex							
Female	123	91	6	14	0	44	28
Male	86	68	22	5	0	13	20
Age							
0-04	9	3	0	5	0	0	4
05-17	30	27	0	2	0	0	18
18-20	8	8	2	0	0	0	2
21-24	16	11	3	2	0	3	1
25-34	46	27	9	5	0	15	9
35-44	46	38	11	4	0	11	6
45-54	25	20	3	1	0	10	6
55-64	18	15	0	0	0	11	2
65-74	6	5	0	0	0	3	0
75-84	2	2	0	0	0	2	0
85+	3	3	0	0	0	2	0
Race							
White	183	142	23	14	0	51	42
Black	4	2	0	0	0	3	0
Native American	19	12	5	5	0	2	5
Hispanic	3	3	0	0	0	1	1
Presenting Problem/Diagnosis							
Alcohol Abuse	14	8	12	0	0	0	1
Developmental Disorder	5	5	0	0	0	0	3
Mood Disorder	62	56	2	0	0	21	12
Non Alcohol/Drug Related Organic	7	7	0	0	0	4	1
Other Non-Psychotic	47	38	1	0	0	13	18
Other Psychotic	14	12	0	0	0	9	1
Personality Disorder	5	5	1	0	0	2	0
Schizophrenia	16	13	0	0	0	7	5
Social Conditions	29	8	0	19	0	1	5
Substance Related	17	11	14	0	0	0	2
Other Indicators							
Deaf and Hearing Impaired	1	1	0	0	0	0	0
Dual Diagnosis	15	12	2	0	0	7	2
Homeless	19	5	0	12	0	3	1
SMI (If ever)	119	99	8	3	0	54	23

Notes: The same client may be counted in more than one category, e.g., clients can receive services under more than one contract source, in more than one "County of Residence," or may have multiple "Other Indicators." Please see Definition page for other considerations.

Oklahoma Department of Mental Health and Substance Abuse Services
Counts of Admitted Clients Served by Funding Source for Each County of Residence During FY1998
COUNTY OF RESIDENCE = MAYES

	Funding Source						
	Total	Mental Health	Substance Abuse	Domestic Violence	Residential Care	Medicaid	Other
Total							
Unduplicated Count	605	266	127	38	72	121	128
Agency Type							
Community Mental Health Center	354	232	3	0	0	119	124
Domestic Violence and Sexual Assault	39	0	1	38	0	0	1
Hospital	54	54	0	0	0	0	0
Other	1	0	1	0	0	0	0
Residential Care	72	0	0	0	72	0	0
Substance Abuse	124	0	122	0	0	2	3
Sex							
Female	242	105	36	27	18	63	53
Male	363	161	91	11	54	58	75
Age							
0-04	9	5	1	3	0	0	0
05-17	134	78	6	9	0	2	62
18-20	24	13	7	4	0	1	4
21-24	41	15	16	4	3	5	2
25-34	107	37	36	8	11	30	9
35-44	143	54	39	9	27	27	16
45-54	75	32	17	1	20	19	13
55-64	39	19	4	0	8	16	11
65-74	17	8	1	0	2	9	9
75-84	10	4	0	0	1	7	2
85+	6	1	0	0	0	5	0
Race							
White	454	200	95	22	51	100	101
Black	14	7	0	0	9	4	2
Native American	120	54	29	13	7	14	17
Hispanic	24	10	5	3	5	2	7
Asian	1	0	0	0	0	1	1
Presenting Problem/Diagnosis							
Alcohol Abuse	56	2	54	0	0	0	0
Developmental Disorder	81	43	1	0	12	1	35
Mood Disorder	201	127	1	1	28	57	38
Non Alcohol/Drug Related Organic	7	4	0	0	0	4	2
Other Non-Psychotic	53	34	0	0	0	13	13
Other Psychotic	47	21	0	0	16	18	11
Schizophrenia	47	35	0	0	0	25	23
Social Conditions	59	2	8	37	11	1	2
Substance Related	67	6	58	0	0	2	4
Deferred/No Diagnosis	13	0	8	0	5	0	0
Other Indicators							
Deaf and Hearing Impaired	5	2	0	0	0	3	3
Dual Diagnosis	37	27	1	0	0	20	8
Homeless	24	3	12	5	2	1	2
SED (6-17)	40	30	0	0	0	0	20
SMI (If ever)	273	134	21	3	72	97	56

Notes: The same client may be counted in more than one category, e.g., clients can receive services under more than one contract source, in more than one "County of Residence," or may have multiple "Other Indicators." Please see Definition page for other considerations.

Oklahoma Department of Mental Health and Substance Abuse Services
Counts of Admitted Clients Served by Funding Source for Each County of Residence During FY1998

COUNTY OF RESIDENCE = MCCLAIN

	Funding Source						
	Total	Mental Health	Substance Abuse	Domestic Violence	Residential Care	Medicaid	Other
Total							
Unduplicated Count	254	181	59	15	0	46	63
Agency Type							
Community Mental Health Center	174	157	6	0	0	44	63
Domestic Violence and Sexual Assault	15	0	0	15	0	0	0
Hospital	40	40	0	0	0	0	0
Other	3	3	0	0	0	0	0
Substance Abuse	54	0	53	0	0	2	1
Sex							
Female	113	83	20	13	0	24	29
Male	141	98	39	2	0	22	34
Age							
0-04	2	0	1	1	0	1	0
05-17	46	38	7	2	0	1	13
18-20	14	7	6	0	0	1	3
21-24	21	11	9	2	0	2	2
25-34	49	34	9	7	0	8	3
35-44	56	42	18	1	0	8	13
45-54	28	19	7	1	0	6	7
55-64	19	14	2	1	0	7	9
65-74	9	9	0	0	0	2	4
75-84	5	3	0	0	0	5	5
85+	5	4	0	0	0	5	4
Race							
White	237	168	55	15	0	45	61
Black	2	2	0	0	0	0	0
Native American	10	8	2	0	0	1	1
Hispanic	8	7	1	0	0	0	1
Asian	1	0	1	0	0	0	0
Presenting Problem/Diagnosis							
Alcohol Abuse	25	16	11	0	0	1	2
Developmental Disorder	12	12	0	0	0	0	4
Mood Disorder	83	78	1	0	0	13	31
Non Alcohol/Drug Related Organic	9	6	0	0	0	7	4
Other Non-Psychotic	30	28	1	0	0	4	5
Other Psychotic	21	21	0	0	0	5	6
Schizophrenia	18	16	0	0	0	15	11
Social Conditions	25	5	5	15	0	0	0
Substance Related	46	9	39	0	0	1	1
Deferred/No Diagnosis	2	0	2	0	0	0	0
Other Indicators							
Deaf and Hearing Impaired	5	5	0	0	0	2	1
Dual Diagnosis	33	30	2	0	0	6	7
Homeless	21	9	5	8	0	2	0
SED (6-17)	27	26	1	0	0	1	11
SMI (If ever)	128	114	12	4	0	40	46

Notes: The same client may be counted in more than one category, e.g., clients can receive services under more than one contract source, in more than one "County of Residence," or may have multiple "Other Indicators." Please see Definition page for other considerations.

Oklahoma Department of Mental Health and Substance Abuse Services
 Counts of Admitted Clients Served by Funding Source for Each County of Residence During FY1998

COUNTY OF RESIDENCE = MCCURTAIN

	Funding Source						
	Total	Mental Health	Substance Abuse	Domestic Violence	Residential Care	Medicaid	Other
Total							
Unduplicated Count	897	366	262	296	5	160	11
Agency Type							
Community Mental Health Center	357	357	3	0	0	152	0
Domestic Violence and Sexual Assault	296	0	0	296	0	0	0
Hospital	14	14	0	0	0	0	0
Residential Care	5	0	0	0	5	0	0
Substance Abuse	259	0	259	0	0	9	11
Sex							
Female	482	214	85	203	1	102	10
Male	415	152	177	93	4	58	1
Age							
0-04	35	2	1	33	0	0	0
05-17	167	57	49	61	0	4	0
18-20	37	9	19	11	0	2	1
21-24	76	20	29	30	0	9	1
25-34	198	58	76	80	0	30	4
35-44	214	96	56	64	4	48	3
45-54	110	77	23	12	1	39	2
55-64	47	35	9	4	0	22	0
65-74	10	9	0	1	0	4	0
75-84	3	3	0	0	0	2	0
Race							
White	642	268	174	221	3	101	5
Black	122	67	33	25	1	43	5
Native American	124	30	49	48	1	16	0
Hispanic	10	0	8	2	0	0	1
Asian	1	1	0	0	0	0	0
Presenting Problem/Diagnosis							
Alcohol Abuse	104	8	95	4	0	5	2
Developmental Disorder	19	8	0	11	0	2	0
Mood Disorder	147	143	0	5	0	60	0
Non Alcohol/Drug Related Organic	4	4	0	0	0	3	0
Other Non-Psychotic	85	85	0	0	0	16	0
Other Psychotic	46	44	0	1	1	24	0
Schizophrenia	61	61	0	0	0	43	0
Social Conditions	261	5	5	252	1	2	0
Substance Related	169	13	153	2	1	6	9
Deferred/No Diagnosis	34	0	11	21	2	0	0
Other Indicators							
Deaf and Hearing Impaired	2	1	0	1	0	0	0
Dual Diagnosis	40	40	0	0	0	20	0
Homeless	17	5	3	8	1	2	0
SED (6-17)	45	45	0	0	0	4	0
SMI (If ever)	236	217	15	12	5	121	3

Notes: The same client may be counted in more than one category, e.g., clients can receive services under more than one contract source, in more than one "County of Residence," or may have multiple "Other Indicators." Please see Definition page for other considerations.

Oklahoma Department of Mental Health and Substance Abuse Services
Counts of Admitted Clients Served by Funding Source for Each County of Residence During FY1998

COUNTY OF RESIDENCE = MCINTOSH

	Funding Source						
	Total	Mental Health	Substance Abuse	Domestic Violence	Residential Care	Medicaid	Other
Total							
Unduplicated Count	389	170	106	21	51	110	51
Agency Type							
Community Mental Health Center	210	157	5	0	1	67	45
Domestic Violence and Sexual Assault	21	0	0	21	0	0	0
Hospital	22	22	0	0	0	0	0
Other	2	0	2	0	0	0	0
Residential Care	50	0	0	0	50	0	0
Substance Abuse	118	0	100	0	0	43	6
Sex							
Female	201	84	51	16	19	68	35
Male	188	86	55	5	32	42	16
Age							
0-04	16	1	12	3	0	7	0
05-17	68	23	16	4	0	23	21
18-20	18	11	4	1	1	4	4
21-24	28	13	9	4	5	7	2
25-34	83	40	28	4	7	28	10
35-44	88	36	26	5	17	18	7
45-54	54	28	8	0	13	13	4
55-64	24	10	2	0	8	7	2
65-74	9	7	1	0	0	2	1
85+	1	1	0	0	0	1	0
Race							
White	308	144	83	16	39	82	36
Black	41	15	3	0	7	17	10
Native American	39	10	20	5	5	10	4
Hispanic	3	1	0	0	0	1	1
Presenting Problem/Diagnosis							
Alcohol Abuse	29	3	26	0	0	3	0
Developmental Disorder	76	13	5	0	48	8	14
Mood Disorder	116	91	4	0	0	40	22
Non Alcohol/Drug Related Organic	2	1	0	0	0	1	1
Other Non-Psychotic	59	28	15	0	0	31	2
Other Psychotic	12	11	0	0	1	1	1
Personality Disorder	1	1	0	0	0	0	0
Schizophrenia	21	12	0	0	0	12	5
Social Conditions	53	7	22	18	2	6	1
Substance Related	39	7	31	1	0	8	5
Deferred/No Diagnosis	5	0	3	2	0	0	0
Other Indicators							
Deaf and Hearing Impaired	2	2	0	0	0	0	0
Dual Diagnosis	18	13	1	0	1	8	5
Homeless	8	2	1	4	1	1	2
SED (6-17)	30	18	0	0	0	0	16
SMI (If ever)	219	119	27	6	51	69	26

Notes: The same client may be counted in more than one category, e.g., clients can receive services under more than one contract source, in more than one "County of Residence," or may have multiple "Other Indicators." Please see Definition page for other considerations.

Oklahoma Department of Mental Health and Substance Abuse Services
Counts of Admitted Clients Served by Funding Source for Each County of Residence During FY1998

COUNTY OF RESIDENCE = MURRAY

	Funding Source						
	Total	Mental Health	Substance Abuse	Domestic Violence	Residential Care	Medicaid	Other
Total							
Unduplicated Count	282	195	37	14	4	67	78
Agency Type							
Community Mental Health Center	248	187	24	0	0	66	78
Domestic Violence and Sexual Assault	14	0	0	14	0	0	0
Hospital	22	22	0	0	0	0	0
Residential Care	4	0	0	0	4	0	0
Substance Abuse	14	0	14	0	0	2	0
Sex							
Female	158	102	12	11	1	53	42
Male	124	93	25	3	3	14	36
Age							
0-04	4	0	0	4	0	0	0
05-17	37	25	2	3	0	1	26
18-20	7	4	0	0	0	0	3
21-24	19	14	2	1	0	5	2
25-34	54	34	10	4	1	15	9
35-44	87	66	18	1	1	19	16
45-54	46	35	2	1	2	16	10
55-64	22	13	3	0	0	7	9
65-74	4	3	0	0	0	3	2
75-84	2	1	0	0	0	1	1
Race							
White	251	175	33	12	3	60	70
Black	10	6	0	0	1	4	3
Native American	18	12	2	2	0	3	5
Hispanic	3	2	2	0	0	0	0
Presenting Problem/Diagnosis							
Alcohol Abuse	22	13	16	0	0	2	2
Developmental Disorder	21	15	0	0	4	0	11
Mood Disorder	98	78	3	0	0	25	20
Non Alcohol/Drug Related Organic	3	3	0	0	0	0	0
Other Non-Psychotic	40	30	2	0	0	11	15
Other Psychotic	27	22	0	0	0	12	11
Personality Disorder	1	1	0	0	0	0	0
Schizophrenia	24	17	0	0	0	15	5
Social Conditions	32	12	1	14	0	2	12
Substance Related	21	10	15	0	0	1	2
Other Indicators							
Deaf and Hearing Impaired	4	2	0	0	0	1	2
Dual Diagnosis	26	24	2	0	0	5	2
Homeless	20	8	2	10	0	0	1
SED (6-17)	15	11	0	0	0	0	13
SMI (If ever)	167	131	19	0	4	55	33

Notes: The same client may be counted in more than one category, e.g., clients can receive services under more than one contract source, in more than one "County of Residence," or may have multiple "Other Indicators." Please see Definition page for other considerations.

Oklahoma Department of Mental Health and Substance Abuse Services
Counts of Admitted Clients Served by Funding Source for Each County of Residence During FY1998

COUNTY OF RESIDENCE = MUSKOGEE

	Funding Source						
	Total	Mental Health	Substance Abuse	Domestic Violence	Residential Care	Medicaid	Other
Total							
Unduplicated Count	1,897	1,179	377	162	37	380	356
Agency Type							
Community Mental Health Center	1,480	1,096	116	0	32	363	318
Domestic Violence and Sexual Assault	162	0	1	162	0	0	0
Hospital	134	134	0	0	0	0	0
Other	14	1	12	0	1	0	0
Residential Care	4	0	0	0	4	0	0
Substance Abuse	266	0	257	0	0	18	38
Sex							
Female	997	572	190	124	15	248	195
Male	900	607	187	38	22	132	161
Age							
0-04	84	13	27	44	0	8	9
05-17	498	316	67	28	0	26	162
18-20	75	58	15	5	1	8	8
21-24	123	71	43	17	1	33	9
25-34	388	242	120	34	3	76	51
35-44	376	248	75	29	9	104	41
45-54	206	136	24	5	10	67	38
55-64	108	71	6	0	9	39	26
65-74	31	19	0	0	3	16	10
75-84	7	4	0	0	1	3	1
85+	1	1	0	0	0	0	1
Race							
White	1,316	891	232	93	21	250	210
Black	408	194	92	41	12	99	120
Native American	164	85	51	19	3	29	24
Hispanic	29	15	3	8	1	2	2
Asian	6	4	1	1	0	0	0
Presenting Problem/Diagnosis							
Alcohol Abuse	93	31	70	0	0	14	14
Developmental Disorder	224	142	12	0	3	18	92
Mood Disorder	540	443	14	0	6	141	82
Non Alcohol/Drug Related Organic	15	14	0	0	1	5	1
Other Non-Psychotic	255	195	25	0	1	37	66
Other Psychotic	92	77	1	0	7	30	12
Personality Disorder	8	5	1	0	0	4	0
Schizophrenia	141	84	0	0	17	82	42
Social Conditions	340	158	42	135	1	24	14
Substance Related	251	57	201	4	1	25	32
Deferred/No Diagnosis	45	4	15	26	0	0	1
Other Indicators							
Deaf and Hearing Impaired	8	6	1	0	0	1	0
Dual Diagnosis	135	113	6	0	2	37	16
Homeless	113	39	34	31	1	17	11
SED (6-17)	317	223	10	0	0	17	130
SMI (If ever)	873	623	110	35	37	297	151

Notes: The same client may be counted in more than one category, e.g., clients can receive services under more than one contract source, in more than one "County of Residence," or may have multiple "Other Indicators." Please see Definition page for other considerations.

Oklahoma Department of Mental Health and Substance Abuse Services
Counts of Admitted Clients Served by Funding Source for Each County of Residence During FY1998

COUNTY OF RESIDENCE = NOBLE

	Funding Source						
	Total	Mental Health	Substance Abuse	Domestic Violence	Residential Care	Medicaid	Other
Total							
Unduplicated Count	275	109	81	54	7	38	71
Agency Type							
Community Mental Health Center	132	100	5	0	0	37	68
Domestic Violence and Sexual Assault	54	0	0	54	0	0	0
Hospital	14	14	0	0	0	0	0
Residential Care	7	0	0	0	7	0	0
Substance Abuse	78	0	77	0	0	2	3
Sex							
Female	131	61	23	31	2	27	36
Male	144	48	58	23	5	11	35
Age							
0-04	37	4	0	32	0	0	6
05-17	42	19	3	6	0	1	27
18-20	13	5	7	0	0	0	2
21-24	11	4	7	2	0	1	0
25-34	62	25	26	6	1	12	9
35-44	46	18	23	2	1	8	12
45-54	32	14	11	3	2	3	9
55-64	14	8	3	2	1	3	4
65-74	7	5	1	0	1	4	2
75-84	5	3	0	0	1	3	0
85+	6	4	0	1	0	3	0
Race							
White	222	95	59	39	7	30	60
Black	13	6	2	3	0	4	5
Native American	39	7	20	11	0	3	5
Hispanic	2	1	0	1	0	1	1
Presenting Problem/Diagnosis							
Alcohol Abuse	66	3	63	0	0	1	2
Developmental Disorder	21	12	0	0	0	0	17
Mood Disorder	67	51	1	0	5	25	22
Non Alcohol/Drug Related Organic	5	4	0	0	0	3	2
Other Non-Psychotic	22	15	2	0	0	3	12
Other Psychotic	9	6	0	0	2	2	2
Personality Disorder	1	1	0	0	0	0	1
Schizophrenia	11	8	1	0	0	5	7
Social Conditions	29	9	2	18	0	0	5
Substance Related	15	3	12	0	0	0	1
Deferred/No Diagnosis	36	0	0	36	0	0	0
Other Indicators							
Deaf and Hearing Impaired	2	2	0	0	0	1	0
Dual Diagnosis	11	8	0	0	0	5	5
Homeless	16	1	6	9	0	0	1
SED (6-17)	10	5	0	0	0	0	8
SMI (If ever)	74	49	6	2	7	25	33

Notes: The same client may be counted in more than one category, e.g., clients can receive services under more than one contract source, in more than one "County of Residence," or may have multiple "Other Indicators." Please see Definition page for other considerations.

Oklahoma Department of Mental Health and Substance Abuse Services
Counts of Admitted Clients Served by Funding Source for Each County of Residence During FY1998

COUNTY OF RESIDENCE = NOWATA

	Funding Source						
	Total	Mental Health	Substance Abuse	Domestic Violence	Residential Care	Medicaid	Other
Total							
Unduplicated Count	210	80	54	49	0	36	37
Agency Type							
Community Mental Health Center	108	76	1	0	0	36	33
Domestic Violence and Sexual Assault	49	0	0	49	0	0	0
Hospital	7	7	0	0	0	0	0
Substance Abuse	56	0	54	0	0	1	4
Sex							
Female	106	40	21	35	0	21	18
Male	104	40	33	14	0	15	19
Age							
0-04	7	1	2	4	0	0	0
05-17	33	24	5	1	0	0	12
18-20	9	4	3	3	0	0	1
21-24	17	1	7	6	0	2	1
25-34	44	12	16	14	0	7	4
35-44	51	18	13	13	0	11	8
45-54	22	6	6	5	0	5	4
55-64	18	10	1	2	0	7	4
65-74	5	3	1	0	0	1	3
75-84	2	1	0	1	0	1	0
85+	2	0	0	0	0	2	0
Race							
White	165	68	34	38	0	33	32
Black	14	3	9	1	0	0	3
Native American	29	8	12	8	0	2	2
Hispanic	4	1	0	2	0	1	0
Presenting Problem/Diagnosis							
Alcohol Abuse	25	0	24	0	0	1	2
Developmental Disorder	17	14	0	0	0	2	8
Mood Disorder	52	39	0	0	0	17	10
Non Alcohol/Drug Related Organic	2	1	0	0	0	1	1
Other Non-Psychotic	19	14	0	0	0	5	6
Other Psychotic	8	3	0	0	0	4	1
Personality Disorder	2	2	0	0	0	0	0
Schizophrenia	12	8	0	0	0	7	7
Social Conditions	54	1	5	48	0	0	0
Substance Related	26	0	25	0	0	0	2
Deferred/No Diagnosis	3	0	2	1	0	0	0
Other Indicators							
Deaf and Hearing Impaired	1	0	0	0	0	1	0
Dual Diagnosis	19	15	0	0	0	6	4
Homeless	1	0	0	1	0	0	0
SED (6-17)	15	13	0	0	0	0	6
SMI (If ever)	68	38	7	3	0	32	17

Notes: The same client may be counted in more than one category, e.g., clients can receive services under more than one contract source, in more than one "County of Residence," or may have multiple "Other Indicators." Please see Definition page for other considerations.

Oklahoma Department of Mental Health and Substance Abuse Services
Counts of Admitted Clients Served by Funding Source for Each County of Residence During FY1998

COUNTY OF RESIDENCE = OKFUSKEE

	Funding Source						
	Total	Mental Health	Substance Abuse	Domestic Violence	Residential Care	Medicaid	Other
Total							
Unduplicated Count	448	205	55	16	114	199	4
Agency Type							
Community Mental Health Center	293	192	5	0	0	197	3
Domestic Violence and Sexual Assault	16	0	0	16	0	0	0
Hospital	20	20	0	0	0	0	0
Other	1	0	1	0	0	0	0
Residential Care	114	0	0	0	114	0	0
Substance Abuse	52	0	50	0	0	3	1
Sex							
Female	177	92	13	11	34	84	1
Male	271	113	42	5	80	115	3
Age							
0-04	6	1	0	3	0	3	0
05-17	74	36	4	6	0	47	1
18-20	8	2	5	1	0	0	0
21-24	27	16	2	0	4	10	0
25-34	98	38	17	0	24	45	0
35-44	124	48	20	5	44	46	2
45-54	72	40	6	1	26	27	1
55-64	25	13	0	0	13	17	0
65-74	9	6	1	0	3	3	0
75-84	4	4	0	0	0	1	0
85+	1	1	0	0	0	0	0
Race							
White	270	140	39	3	45	130	3
Black	118	42	3	5	60	46	1
Native American	52	19	13	8	5	17	0
Hispanic	7	4	0	0	2	4	0
Asian	3	1	0	0	2	2	0
Presenting Problem/Diagnosis							
Alcohol Abuse	31	3	25	0	3	0	0
Developmental Disorder	42	13	0	0	15	20	1
Mood Disorder	100	68	2	0	10	49	1
Non Alcohol/Drug Related Organic	3	1	0	0	0	2	0
Other Non-Psychotic	50	31	1	0	0	33	0
Other Psychotic	112	33	0	0	67	34	0
Personality Disorder	2	2	0	0	0	2	0
Schizophrenia	76	52	0	0	0	55	1
Social Conditions	42	5	2	16	18	2	0
Substance Related	23	3	19	0	0	2	1
Deferred/No Diagnosis	11	1	7	0	3	0	0
Other Indicators							
Deaf and Hearing Impaired	4	2	0	0	0	2	1
Dual Diagnosis	31	23	0	0	0	18	1
Homeless	23	4	3	7	9	1	0
SED (6-17)	31	23	0	0	0	20	1
SMI (If ever)	293	144	9	1	114	137	2

Notes: The same client may be counted in more than one category, e.g., clients can receive services under more than one contract source, in more than one "County of Residence," or may have multiple "Other Indicators." Please see Definition page for other considerations.

Oklahoma Department of Mental Health and Substance Abuse Services
Counts of Admitted Clients Served by Funding Source for Each County of Residence During FY1998
COUNTY OF RESIDENCE = OKLAHOMA

	Funding Source						
	Total	Mental Health	Substance Abuse	Domestic Violence	Residential Care	Medicaid	Other
Total							
Unduplicated Count	12,701	6,078	3,972	1,241	91	2,872	3,242
Agency Type							
Community Mental Health Center	9,219	5,825	1,769	0	0	2,826	3,194
Domestic Violence and Sexual Assault	1,239	0	1	1,239	0	0	0
Hospital	682	682	0	0	0	0	0
Other	35	32	1	2	0	0	0
Residential Care	91	0	0	0	91	0	0
Substance Abuse	2,544	2	2,515	0	0	47	48
Sex							
Female	6,510	3,153	1,467	919	27	1,751	1,766
Male	6,191	2,925	2,505	322	64	1,121	1,476
Age							
0-04	474	76	52	214	0	49	191
05-17	1,911	678	213	267	0	348	1,093
18-20	496	232	204	69	1	44	67
21-24	781	388	287	107	2	74	83
25-34	2,728	1,307	1,185	288	11	407	408
35-44	3,339	1,659	1,391	223	30	725	598
45-54	1,629	951	461	64	25	506	327
55-64	680	430	120	7	11	275	200
65-74	363	208	46	2	9	220	162
75-84	199	100	11	0	2	147	77
85+	101	49	2	0	0	77	36
Race							
White	8,657	4,488	2,725	679	66	1,857	2,062
Black	3,031	1,179	927	402	23	809	924
Native American	573	189	225	86	0	103	110
Hispanic	484	229	114	71	1	85	131
Asian	83	46	15	8	1	19	16
Presenting Problem/Diagnosis							
Alcohol Abuse	1,144	190	1,053	0	1	41	25
Developmental Disorder	635	292	6	0	7	176	478
Mood Disorder	3,619	2,612	457	0	21	1,026	1,053
Non Alcohol/Drug Related Organic	155	90	7	0	0	90	55
Other Non-Psychotic	1,676	986	119	0	0	425	746
Other Psychotic	1,102	891	121	1	27	353	215
Personality Disorder	34	19	4	0	0	17	17
Schizophrenia	1,318	955	111	0	0	674	429
Social Conditions	1,794	218	198	1,236	32	65	167
Substance Related	2,097	219	1,990	1	1	27	69
Deferred/No Diagnosis	110	10	91	4	3	6	3
Other Indicators							
Deaf and Hearing Impaired	102	55	27	8	1	35	23
Dual Diagnosis	1,087	810	311	0	0	318	264
Homeless	1,365	474	526	475	6	54	37
SED (6-17)	555	319	14	0	0	168	348
SMI (If ever)	6,048	4,072	1,619	130	91	2,040	1,349

Notes: The same client may be counted in more than one category, e.g., clients can receive services under more than one contract source, in more than one "County of Residence," or may have multiple "Other Indicators." Please see Definition page for other considerations.

Oklahoma Department of Mental Health and Substance Abuse Services
 Counts of Admitted Clients Served by Funding Source for Each County of Residence During FY1998

COUNTY OF RESIDENCE = OKMULGEE

	Funding Source						
	Total	Mental Health	Substance Abuse	Domestic Violence	Residential Care	Medicaid	Other
Total							
Unduplicated Count	855	385	198	23	23	461	20
Agency Type							
Community Mental Health Center	575	318	6	0	0	429	3
Domestic Violence and Sexual Assault	30	0	9	23	0	0	3
Hospital	94	94	0	0	0	0	0
Other	2	0	2	0	0	0	0
Residential Care	23	0	0	0	23	0	0
Substance Abuse	193	0	184	0	0	35	14
Sex							
Female	395	167	71	9	9	252	9
Male	460	218	127	14	14	209	11
Age							
0-04	19	0	11	6	0	11	0
05-17	227	108	18	4	0	186	4
18-20	31	14	11	0	0	11	0
21-24	46	17	20	0	1	20	1
25-34	152	66	48	5	0	70	5
35-44	182	80	64	8	8	63	9
45-54	109	56	24	0	7	42	1
55-64	47	28	2	0	4	27	0
65-74	27	13	0	0	3	18	0
75-84	11	3	0	0	0	9	0
85+	4	0	0	0	0	4	0
Race							
White	642	292	154	16	17	341	12
Black	125	61	23	2	2	68	3
Native American	79	28	21	5	3	42	5
Hispanic	14	7	0	0	1	11	0
Presenting Problem/Diagnosis							
Alcohol Abuse	75	10	65	0	0	5	3
Developmental Disorder	118	54	0	0	21	84	0
Mood Disorder	274	167	2	0	0	171	2
Non Alcohol/Drug Related Organic	5	3	0	0	0	4	0
Other Non-Psychotic	111	51	12	0	0	83	1
Other Psychotic	59	43	1	0	1	33	0
Personality Disorder	11	5	0	0	0	9	0
Schizophrenia	75	50	1	0	0	51	0
Social Conditions	46	2	17	22	1	9	4
Substance Related	112	10	102	0	0	15	10
Deferred/No Diagnosis	5	0	4	1	0	0	0
Other Indicators							
Deaf and Hearing Impaired	7	3	1	0	0	6	0
Dual Diagnosis	49	42	7	0	0	12	0
Homeless	43	20	14	6	2	5	0
SED (6-17)	143	77	0	0	0	122	2
SMI (If ever)	384	217	47	3	22	206	3

Notes: The same client may be counted in more than one category, e.g., clients can receive services under more than one contract source, in more than one "County of Residence," or may have multiple "Other Indicators." Please see Definition page for other considerations.

Oklahoma Department of Mental Health and Substance Abuse Services
Counts of Admitted Clients Served by Funding Source for Each County of Residence During FY1998

COUNTY OF RESIDENCE = OSAGE

	Funding Source						
	Total	Mental Health	Substance Abuse	Domestic Violence	Residential Care	Medicaid	Other
Total							
Unduplicated Count	542	256	175	49	4	74	169
Agency Type							
Community Mental Health Center	306	201	25	0	0	74	162
Domestic Violence and Sexual Assault	52	0	5	49	0	0	0
Hospital	39	39	0	0	0	0	0
Other	76	19	68	0	0	0	2
Residential Care	4	0	0	0	4	0	0
Substance Abuse	84	1	81	0	0	0	5
Sex							
Female	288	141	75	33	0	58	99
Male	254	115	100	16	4	16	70
Age							
0-04	11	3	1	2	0	0	8
05-17	123	59	11	13	0	3	82
18-20	34	17	11	2	0	0	8
21-24	32	18	14	0	1	5	4
25-34	107	42	44	16	1	12	18
35-44	119	55	62	11	1	16	14
45-54	63	35	22	4	1	16	13
55-64	28	19	4	1	0	10	13
65-74	12	8	5	0	0	1	1
75-84	7	0	1	0	0	5	4
85+	6	0	0	0	0	6	4
Race							
White	389	193	121	39	3	59	114
Black	36	21	9	2	0	4	12
Native American	115	41	45	8	1	10	39
Hispanic	6	3	1	0	0	1	4
Presenting Problem/Diagnosis							
Alcohol Abuse	46	6	41	0	0	0	4
Developmental Disorder	55	22	1	0	3	3	43
Mood Disorder	140	95	20	0	1	43	47
Non Alcohol/Drug Related Organic	4	4	0	0	0	1	0
Other Non-Psychotic	94	62	12	0	0	15	43
Other Psychotic	20	20	1	0	0	0	3
Personality Disorder	8	4	6	0	0	0	1
Schizophrenia	29	27	3	0	0	11	13
Social Conditions	82	17	18	49	0	0	12
Substance Related	74	3	69	0	0	1	3
Deferred/No Diagnosis	6	0	6	0	0	0	0
Other Indicators							
Deaf and Hearing Impaired	3	0	2	0	0	1	1
Dual Diagnosis	43	33	17	0	0	5	7
Homeless	18	1	8	10	0	0	0
SED (6-17)	34	19	1	0	0	2	27
SMI (If ever)	168	133	30	1	4	46	49

Notes: The same client may be counted in more than one category, e.g., clients can receive services under more than one contract source, in more than one "County of Residence," or may have multiple "Other Indicators." Please see Definition page for other considerations.

Oklahoma Department of Mental Health and Substance Abuse Services
Counts of Admitted Clients Served by Funding Source for Each County of Residence During FY1998

COUNTY OF RESIDENCE = OTTAWA

	Funding Source						
	Total	Mental Health	Substance Abuse	Domestic Violence	Residential Care	Medicaid	Other
Total							
Unduplicated Count	634	273	102	106	2	103	196
Agency Type							
Community Mental Health Center	403	228	1	0	0	103	190
Domestic Violence and Sexual Assault	106	0	0	106	0	0	0
Hospital	70	70	0	0	0	0	0
Other	1	0	1	0	0	0	0
Residential Care	2	0	0	0	2	0	0
Substance Abuse	104	0	100	0	0	0	6
Sex							
Female	338	146	23	75	0	78	97
Male	296	127	79	31	2	25	99
Age							
0-04	36	1	0	24	0	0	14
05-17	179	84	4	22	0	0	126
18-20	35	15	7	7	0	1	10
21-24	40	17	7	6	1	12	4
25-34	130	57	46	18	0	27	9
35-44	125	55	32	23	0	24	9
45-54	52	29	6	5	0	18	11
55-64	20	12	0	0	0	8	11
65-74	9	3	0	1	0	6	2
75-84	6	0	0	0	1	5	0
85+	2	0	0	0	0	2	0
Race							
White	481	225	76	71	2	90	142
Black	16	3	3	7	0	0	4
Native American	114	44	15	17	0	11	44
Hispanic	31	5	8	12	0	2	6
Presenting Problem/Diagnosis							
Alcohol Abuse	43	5	38	0	0	0	0
Developmental Disorder	60	25	0	0	1	1	51
Mood Disorder	254	164	1	0	1	68	89
Non Alcohol/Drug Related Organic	5	1	0	0	0	4	0
Other Non-Psychotic	62	34	0	0	0	9	34
Other Psychotic	34	28	0	0	0	7	3
Personality Disorder	1	0	0	0	0	1	0
Schizophrenia	24	15	0	0	0	12	6
Social Conditions	115	4	2	106	0	0	6
Substance Related	71	7	61	0	0	1	7
Deferred/No Diagnosis	1	0	1	0	0	0	0
Other Indicators							
Deaf and Hearing Impaired	2	1	0	0	0	1	0
Dual Diagnosis	54	46	0	0	0	12	4
Homeless	89	5	13	71	0	1	1
SED (6-17)	120	64	0	0	0	0	104
SMI (If ever)	218	130	16	12	2	86	39

Notes: The same client may be counted in more than one category, e.g., clients can receive services under more than one contract source, in more than one "County of Residence," or may have multiple "Other Indicators." Please see Definition page for other considerations.

Oklahoma Department of Mental Health and Substance Abuse Services
Counts of Admitted Clients Served by Funding Source for Each County of Residence During FY1998

COUNTY OF RESIDENCE = PAWNEE

	Funding Source						
	Total	Mental Health	Substance Abuse	Domestic Violence	Residential Care	Medicaid	Other
Total							
Unduplicated Count	295	135	119	30	0	46	83
Agency Type							
Community Mental Health Center	148	111	4	0	0	45	82
Domestic Violence and Sexual Assault	32	0	3	30	0	0	0
Hospital	20	20	0	0	0	0	0
Other	36	16	29	0	0	0	0
Substance Abuse	84	1	84	0	0	1	1
Sex							
Female	156	82	43	24	0	33	45
Male	139	53	76	6	0	13	38
Age							
0-04	7	0	2	4	0	0	1
05-17	53	26	2	6	0	5	35
18-20	15	5	8	2	0	1	2
21-24	12	6	6	0	0	2	0
25-34	60	23	32	9	0	10	6
35-44	82	35	45	6	0	9	17
45-54	37	22	14	3	0	11	10
55-64	18	12	7	0	0	6	7
65-74	7	4	2	0	0	1	4
75-84	1	0	1	0	0	0	0
85+	3	2	0	0	0	1	1
Race							
White	213	116	71	25	0	42	62
Black	8	4	2	0	0	2	3
Native American	70	15	45	1	0	2	17
Hispanic	7	2	2	3	0	0	1
Asian	1	0	0	1	0	0	0
Presenting Problem/Diagnosis							
Alcohol Abuse	62	4	62	0	0	0	0
Developmental Disorder	26	12	2	0	0	2	24
Mood Disorder	62	55	3	0	0	18	26
Non Alcohol/Drug Related Organic	3	2	0	0	0	2	0
Other Non-Psychotic	45	33	4	0	0	8	12
Other Psychotic	12	12	0	0	0	5	7
Personality Disorder	3	3	2	0	0	0	1
Schizophrenia	13	11	1	0	0	7	7
Social Conditions	43	7	8	28	0	3	4
Substance Related	34	2	34	0	0	1	2
Deferred/No Diagnosis	5	0	3	2	0	0	0
Other Indicators							
Deaf and Hearing Impaired	4	4	0	0	0	0	2
Dual Diagnosis	10	10	2	0	0	6	3
Homeless	15	2	6	7	0	0	1
SED (6-17)	12	6	1	0	0	3	9
SMI (If ever)	96	79	16	4	0	38	40

Notes: The same client may be counted in more than one category, e.g., clients can receive services under more than one contract source, in more than one "County of Residence," or may have multiple "Other Indicators." Please see Definition page for other considerations.

Oklahoma Department of Mental Health and Substance Abuse Services
Counts of Admitted Clients Served by Funding Source for Each County of Residence During FY1998

COUNTY OF RESIDENCE = PAYNE

	Funding Source						
	Total	Mental Health	Substance Abuse	Domestic Violence	Residential Care	Medicaid	Other
Total							
Unduplicated Count	1,496	530	426	450	1	165	410
Agency Type							
Community Mental Health Center	681	490	41	0	0	161	409
Domestic Violence and Sexual Assault	415	0	0	415	0	0	0
Hospital	68	68	0	0	0	0	0
Other	43	0	4	39	0	0	0
Residential Care	1	0	0	0	1	0	0
Substance Abuse	394	0	394	0	0	4	1
Sex							
Female	679	272	102	264	1	108	200
Male	817	258	324	186	0	57	210
Age							
0-04	89	0	4	61	0	0	24
05-17	249	83	9	79	0	5	141
18-20	109	15	61	36	0	2	4
21-24	166	36	76	51	0	10	13
25-34	321	129	90	112	0	41	55
35-44	331	134	127	77	1	54	80
45-54	148	79	41	28	0	30	56
55-64	56	36	11	4	0	19	27
65-74	18	13	4	0	0	4	8
75-84	9	5	3	2	0	0	2
Race							
White	1,254	460	347	376	1	146	343
Black	103	30	23	38	0	9	33
Native American	107	33	40	27	0	8	23
Hispanic	34	9	14	6	0	2	11
Asian	7	0	4	3	0	0	0
Presenting Problem/Diagnosis							
Alcohol Abuse	260	13	251	0	0	0	2
Developmental Disorder	117	48	0	1	0	4	100
Mood Disorder	299	249	14	2	1	73	142
Non Alcohol/Drug Related Organic	7	6	0	0	0	3	2
Other Non-Psychotic	115	73	1	0	0	17	65
Other Psychotic	71	64	4	0	0	22	40
Personality Disorder	2	1	0	0	0	1	0
Schizophrenia	74	62	3	0	0	39	47
Social Conditions	411	16	17	382	0	1	5
Substance Related	145	14	138	1	0	5	7
Deferred/No Diagnosis	77	0	13	64	0	0	0
Other Indicators							
Deaf and Hearing Impaired	8	2	1	4	0	0	1
Dual Diagnosis	68	59	12	0	0	20	32
Homeless	100	33	36	33	0	12	11
SED (6-17)	87	57	0	2	0	1	69
SMI (If ever)	392	286	57	35	1	135	207

Notes: The same client may be counted in more than one category, e.g., clients can receive services under more than one contract source, in more than one "County of Residence," or may have multiple "Other Indicators." Please see Definition page for other considerations.

Oklahoma Department of Mental Health and Substance Abuse Services
 Counts of Admitted Clients Served by Funding Source for Each County of Residence During FY1998

COUNTY OF RESIDENCE = PITTSBURGH

	Funding Source						
	Total	Mental Health	Substance Abuse	Domestic Violence	Residential Care	Medicaid	Other
Total							
Unduplicated Count	1,118	695	375	23	29	130	47
Agency Type							
Community Mental Health Center	725	691	7	0	0	110	26
Domestic Violence and Sexual Assault	23	0	0	23	0	0	0
Hospital	6	6	0	0	0	0	0
Other	3	1	2	0	0	0	0
Residential Care	29	0	0	0	29	0	0
Substance Abuse	371	0	366	0	0	21	21
Sex							
Female	489	376	77	17	15	78	22
Male	629	319	298	6	14	52	25
Age							
0-04	12	1	5	6	0	3	0
05-17	120	45	50	2	0	5	26
18-20	51	33	19	0	0	4	1
21-24	68	37	31	2	0	6	3
25-34	233	121	112	9	3	24	4
35-44	309	188	120	2	6	44	11
45-54	192	151	34	2	8	26	1
55-64	82	74	3	0	8	13	0
65-74	40	34	1	0	4	4	1
75-84	10	10	0	0	0	1	0
85+	1	1	0	0	0	0	0
Race							
White	880	602	256	16	21	110	28
Black	114	34	64	3	2	4	15
Native American	108	53	44	4	6	15	4
Hispanic	16	5	11	0	0	1	0
Asian	3	3	0	0	0	0	0
Presenting Problem/Diagnosis							
Alcohol Abuse	150	31	121	0	0	6	6
Developmental Disorder	39	27	1	0	1	1	12
Mood Disorder	307	292	0	0	4	37	10
Non Alcohol/Drug Related Organic	12	11	0	0	0	2	1
Other Non-Psychotic	116	110	4	0	0	9	1
Other Psychotic	95	84	0	0	9	22	1
Personality Disorder	3	2	1	0	0	1	0
Schizophrenia	111	111	0	0	0	38	0
Social Conditions	59	8	12	23	15	2	2
Substance Related	255	20	234	0	0	13	14
Deferred/No Diagnosis	4	0	3	0	1	0	0
Other Indicators							
Deaf and Hearing Impaired	8	3	3	0	2	1	0
Dual Diagnosis	63	58	3	0	0	16	1
Homeless	27	13	2	12	0	2	0
SED (6-17)	48	25	0	0	0	0	25
SMI (If ever)	354	300	38	3	29	81	4

Notes: The same client may be counted in more than one category, e.g., clients can receive services under more than one contract source, in more than one "County of Residence," or may have multiple "Other Indicators." Please see Definition page for other considerations.

Oklahoma Department of Mental Health and Substance Abuse Services
 Counts of Admitted Clients Served by Funding Source for Each County of Residence During FY1998

COUNTY OF RESIDENCE = PONTOTOC

	Funding Source						
	Total	Mental Health	Substance Abuse	Domestic Violence	Residential Care	Medicaid	Other
Total							
Unduplicated Count	955	484	162	245	1	218	244
Agency Type							
Community Mental Health Center	596	471	26	0	0	202	230
Domestic Violence and Sexual Assault	245	0	0	245	0	0	0
Hospital	45	45	0	0	0	0	0
Other	3	3	0	0	0	0	0
Residential Care	1	0	0	0	1	0	0
Substance Abuse	152	1	146	0	0	21	14
Sex							
Female	547	276	70	162	1	146	125
Male	408	208	92	83	0	72	119
Age							
0-04	41	13	3	22	0	0	17
05-17	119	65	8	34	0	3	59
18-20	51	21	10	17	0	0	15
21-24	93	41	22	38	0	13	13
25-34	215	82	49	72	1	51	21
35-44	217	114	44	44	0	70	47
45-54	133	79	20	17	0	50	32
55-64	52	42	4	1	0	21	22
65-74	24	20	1	0	0	6	15
75-84	7	6	1	0	0	2	3
85+	3	1	0	0	0	2	0
Race							
White	766	417	133	161	1	186	206
Black	46	20	2	16	0	11	14
Native American	130	42	24	58	0	15	23
Hispanic	23	9	5	10	0	4	1
Asian	3	2	0	0	0	2	0
Presenting Problem/Diagnosis							
Alcohol Abuse	53	12	47	0	0	8	8
Developmental Disorder	50	40	0	2	0	6	31
Mood Disorder	255	224	5	0	1	85	64
Non Alcohol/Drug Related Organic	14	8	0	0	0	6	6
Other Non-Psychotic	124	84	3	0	0	33	61
Other Psychotic	51	41	0	0	0	25	24
Personality Disorder	10	8	1	0	0	1	4
Schizophrenia	76	53	0	0	0	47	30
Social Conditions	263	6	15	239	0	0	6
Substance Related	107	22	93	0	0	13	10
Deferred/No Diagnosis	9	1	4	4	0	0	0
Other Indicators							
Deaf and Hearing Impaired	11	6	0	2	0	4	2
Dual Diagnosis	35	33	1	0	0	6	8
Homeless	74	14	3	57	0	1	3
SED (6-17)	18	18	0	0	0	0	15
SMI (If ever)	412	302	31	27	1	182	128

Notes: The same client may be counted in more than one category, e.g., clients can receive services under more than one contract source, in more than one "County of Residence," or may have multiple "Other Indicators." Please see Definition page for other considerations.

Oklahoma Department of Mental Health and Substance Abuse Services
Counts of Admitted Clients Served by Funding Source for Each County of Residence During FY1998
COUNTY OF RESIDENCE = POTTAWATOMIE

	Funding Source						
	Total	Mental Health	Substance Abuse	Domestic Violence	Residential Care	Medicaid	Other
Total							
Unduplicated Count	1,115	355	352	126	1	286	426
Agency Type							
Community Mental Health Center	644	327	25	0	0	269	393
Domestic Violence and Sexual Assault	126	0	0	126	0	0	0
Hospital	67	67	0	0	0	0	0
Other	3	3	0	0	0	0	0
Residential Care	1	0	0	0	1	0	0
Substance Abuse	350	0	332	0	0	19	35
Sex							
Female	557	167	132	101	0	179	228
Male	558	188	220	25	1	107	198
Age							
0-04	41	1	6	17	0	11	13
05-17	232	37	38	25	0	90	148
18-20	52	19	20	8	0	5	12
21-24	59	21	28	9	0	3	7
25-34	248	83	121	32	1	31	40
35-44	232	89	92	24	0	44	68
45-54	116	54	27	9	0	32	48
55-64	65	26	16	2	0	23	36
65-74	29	12	4	0	0	15	18
75-84	24	8	0	0	0	21	19
85+	17	5	0	0	0	11	17
Race							
White	870	301	234	93	1	227	362
Black	43	17	12	1	0	19	15
Native American	186	35	99	24	0	37	44
Hispanic	26	5	8	8	0	5	5
Asian	1	1	0	0	0	0	1
Presenting Problem/Diagnosis							
Alcohol Abuse	167	20	144	0	0	5	21
Developmental Disorder	49	13	1	0	0	27	34
Mood Disorder	231	155	6	0	0	79	120
Non Alcohol/Drug Related Organic	21	8	0	0	0	15	15
Other Non-Psychotic	153	36	1	0	0	74	126
Other Psychotic	62	49	1	0	0	12	20
Personality Disorder	4	3	0	0	0	2	2
Schizophrenia	93	52	2	0	0	51	63
Social Conditions	204	9	57	126	1	13	14
Substance Related	166	26	138	0	0	12	14
Deferred/No Diagnosis	14	3	11	0	0	0	0
Other Indicators							
Deaf and Hearing Impaired	9	5	1	0	0	4	5
Dual Diagnosis	83	62	6	0	0	25	37
Homeless	63	16	12	35	0	0	0
SED (6-17)	25	12	2	0	0	11	15
SMI (If ever)	375	228	56	13	1	123	170

Notes: The same client may be counted in more than one category, e.g., clients can receive services under more than one contract source, in more than one "County of Residence," or may have multiple "Other Indicators." Please see Definition page for other considerations.

Oklahoma Department of Mental Health and Substance Abuse Services
Counts of Admitted Clients Served by Funding Source for Each County of Residence During FY1998
COUNTY OF RESIDENCE = PUSHMATAHA

	Funding Source						
	Total	Mental Health	Substance Abuse	Domestic Violence	Residential Care	Medicaid	Other
Total							
Unduplicated Count	268	134	96	47	0	46	7
Agency Type							
Community Mental Health Center	134	130	4	0	0	39	3
Domestic Violence and Sexual Assault	47	0	0	47	0	0	0
Hospital	7	7	0	0	0	0	0
Substance Abuse	96	0	94	0	0	8	4
Sex							
Female	151	78	37	40	0	27	4
Male	117	56	59	7	0	19	3
Age							
0-04	8	0	4	4	0	1	0
05-17	28	10	13	5	0	2	2
18-20	16	3	11	3	0	5	1
21-24	22	6	8	7	0	1	0
25-34	63	24	31	16	0	9	2
35-44	62	36	19	8	0	12	1
45-54	42	30	10	2	0	9	1
55-64	18	17	0	1	0	7	0
65-74	7	7	0	0	0	0	0
75-84	2	1	0	1	0	0	0
Race							
White	225	122	73	41	0	41	2
Black	3	2	1	0	0	1	0
Native American	38	10	21	6	0	3	5
Hispanic	1	0	1	0	0	0	0
Asian	1	0	0	0	0	1	0
Presenting Problem/Diagnosis							
Alcohol Abuse	47	4	44	0	0	3	3
Developmental Disorder	35	4	0	31	0	1	0
Mood Disorder	74	72	0	0	0	15	0
Non Alcohol/Drug Related Organic	1	1	0	0	0	0	0
Other Non-Psychotic	23	22	1	0	0	9	2
Other Psychotic	15	15	0	0	0	4	0
Schizophrenia	12	11	0	0	0	9	0
Social Conditions	33	2	17	16	0	2	1
Substance Related	37	6	33	0	0	4	1
Deferred/No Diagnosis	1	0	1	0	0	0	0
Other Indicators							
Deaf and Hearing Impaired	1	1	0	0	0	0	0
Dual Diagnosis	10	10	1	0	0	3	0
Homeless	11	5	0	6	0	1	0
SED (6-17)	7	7	0	0	0	2	0
SMI (If ever)	70	63	9	0	0	28	1

Notes: The same client may be counted in more than one category, e.g., clients can receive services under more than one contract source, in more than one "County of Residence," or may have multiple "Other Indicators." Please see Definition page for other considerations.

Oklahoma Department of Mental Health and Substance Abuse Services
Counts of Admitted Clients Served by Funding Source for Each County of Residence During FY1998
COUNTY OF RESIDENCE = ROGER MILLS

	Funding Source						
	Total	Mental Health	Substance Abuse	Domestic Violence	Residential Care	Medicaid	Other
Total							
Unduplicated Count	51	28	17	9	0	1	1
Agency Type							
Community Mental Health Center	28	27	2	0	0	1	0
Domestic Violence and Sexual Assault	9	0	0	9	0	0	0
Hospital	1	1	0	0	0	0	0
Substance Abuse	15	0	15	0	0	0	1
Sex							
Female	19	10	1	8	0	0	1
Male	32	18	16	1	0	1	0
Age							
0-04	1	0	0	1	0	0	0
05-17	6	1	2	3	0	0	0
18-20	4	4	1	0	0	0	0
21-24	7	2	3	2	0	0	0
25-34	12	7	3	2	0	0	1
35-44	17	14	4	1	0	1	0
45-54	4	0	4	0	0	0	0
Race							
White	41	21	13	9	0	1	1
Native American	10	7	4	0	0	0	0
Presenting Problem/Diagnosis							
Alcohol Abuse	4	1	3	0	0	0	0
Mood Disorder	13	12	0	1	0	0	0
Other Non-Psychotic	8	8	0	0	0	0	0
Personality Disorder	1	1	0	0	0	0	0
Schizophrenia	3	3	0	0	0	1	0
Social Conditions	10	2	0	8	0	0	0
Substance Related	14	1	13	0	0	0	1
Deferred/No Diagnosis	1	0	1	0	0	0	0
Other Indicators							
Dual Diagnosis	3	3	0	0	0	0	0
Homeless	4	0	2	2	0	0	0
SED (6-17)	2	0	2	0	0	0	0
SMI (If ever)	19	16	2	2	0	1	1

Notes: The same client may be counted in more than one category, e.g., clients can receive services under more than one contract source, in more than one "County of Residence," or may have multiple "Other Indicators." Please see Definition page for other considerations.

Oklahoma Department of Mental Health and Substance Abuse Services
Counts of Admitted Clients Served by Funding Source for Each County of Residence During FY1998

COUNTY OF RESIDENCE = ROGERS

	Funding Source						
	Total	Mental Health	Substance Abuse	Domestic Violence	Residential Care	Medicaid	Other
Total							
Unduplicated Count	877	328	314	167	53	114	159
Agency Type							
Community Mental Health Center	398	307	8	0	0	107	139
Domestic Violence and Sexual Assault	170	0	4	167	0	0	0
Hospital	45	45	0	0	0	0	0
Other	9	0	9	0	0	0	0
Residential Care	53	0	0	0	53	0	0
Substance Abuse	297	0	293	0	0	7	20
Sex							
Female	428	159	100	126	17	69	73
Male	449	169	214	41	36	45	86
Age							
0-04	27	1	5	20	0	3	1
05-17	145	56	42	41	0	2	17
18-20	63	21	30	10	2	0	9
21-24	65	17	33	13	4	7	3
25-34	191	54	82	46	5	26	22
35-44	222	93	91	28	14	30	47
45-54	91	48	27	6	12	15	24
55-64	44	28	4	3	10	14	16
65-74	17	6	0	0	2	11	14
75-84	10	4	0	0	4	4	6
85+	2	0	0	0	0	2	0
Race							
White	706	270	250	126	43	90	125
Black	29	8	9	4	7	8	12
Native American	135	49	48	34	1	13	17
Hispanic	20	6	8	3	2	3	4
Asian	5	0	4	1	0	0	1
Presenting Problem/Diagnosis							
Alcohol Abuse	105	5	98	1	1	1	11
Developmental Disorder	50	19	0	0	30	3	6
Mood Disorder	205	164	1	0	5	37	57
Non Alcohol/Drug Related Organic	7	6	0	0	0	3	1
Other Non-Psychotic	43	34	1	0	0	9	10
Other Psychotic	49	35	1	0	4	14	14
Personality Disorder	4	4	0	0	0	1	0
Schizophrenia	76	52	1	0	0	40	48
Social Conditions	213	4	30	165	13	3	2
Substance Related	188	17	170	0	0	3	10
Deferred/No Diagnosis	19	0	18	1	0	0	0
Other Indicators							
Deaf and Hearing Impaired	4	1	2	0	1	2	0
Dual Diagnosis	66	59	3	0	0	9	14
Homeless	69	5	9	52	2	1	0
SED (6-17)	31	27	1	0	0	1	11
SMI (If ever)	328	202	46	20	53	100	113

Notes: The same client may be counted in more than one category, e.g., clients can receive services under more than one contract source, in more than one "County of Residence," or may have multiple "Other Indicators." Please see Definition page for other considerations.

Oklahoma Department of Mental Health and Substance Abuse Services
Counts of Admitted Clients Served by Funding Source for Each County of Residence During FY1998

COUNTY OF RESIDENCE = SEMINOLE

	Funding Source						
	Total	Mental Health	Substance Abuse	Domestic Violence	Residential Care	Medicaid	Other
Total							
Unduplicated Count	883	449	144	53	8	414	242
Agency Type							
Community Mental Health Center	735	440	44	0	0	408	233
Domestic Violence and Sexual Assault	53	0	0	53	0	0	0
Hospital	29	29	0	0	0	0	0
Other	1	1	0	0	1	0	0
Residential Care	7	0	0	0	7	0	0
Substance Abuse	118	0	113	0	0	7	10
Sex							
Female	426	231	47	32	3	232	116
Male	457	218	97	21	5	182	126
Age							
0-04	28	0	2	9	0	18	8
05-17	209	84	5	16	0	111	140
18-20	32	14	13	2	0	4	9
21-24	52	28	12	7	2	16	10
25-34	165	93	52	11	2	47	18
35-44	183	102	42	8	2	82	27
45-54	99	59	14	0	0	53	15
55-64	54	30	4	0	2	32	9
65-74	40	23	0	0	0	30	6
75-84	16	11	0	0	0	16	0
85+	5	5	0	0	0	5	0
Race							
White	621	337	86	27	7	292	170
Black	83	46	12	4	0	47	21
Native American	161	52	47	18	0	66	40
Hispanic	22	16	3	1	1	8	11
Asian	4	0	0	3	0	1	0
Presenting Problem/Diagnosis							
Alcohol Abuse	63	17	51	0	0	6	3
Developmental Disorder	64	26	1	0	2	36	38
Mood Disorder	257	177	3	0	5	137	59
Non Alcohol/Drug Related Organic	11	3	0	0	0	9	1
Other Non-Psychotic	171	71	1	0	0	126	93
Other Psychotic	66	55	1	0	1	27	7
Personality Disorder	3	3	0	0	0	2	1
Schizophrenia	62	31	0	0	0	52	8
Social Conditions	139	65	9	52	0	16	26
Substance Related	83	10	76	0	0	5	8
Deferred/No Diagnosis	8	0	7	1	0	0	0
Other Indicators							
Deaf and Hearing Impaired	3	1	0	0	0	2	1
Dual Diagnosis	40	36	2	0	0	14	7
Homeless	51	13	6	32	0	1	2
SED (6-17)	33	18	0	0	0	13	31
SMI (If ever)	386	248	20	7	8	238	53

Notes: The same client may be counted in more than one category, e.g., clients can receive services under more than one contract source, in more than one "County of Residence," or may have multiple "Other Indicators." Please see Definition page for other considerations.

Oklahoma Department of Mental Health and Substance Abuse Services
Counts of Admitted Clients Served by Funding Source for Each County of Residence During FY1998

COUNTY OF RESIDENCE = SEQUOYAH

	Funding Source						
	Total	Mental Health	Substance Abuse	Domestic Violence	Residential Care	Medicaid	Other
Total							
Unduplicated Count	675	580	111	30	17	266	85
Agency Type							
Community Mental Health Center	439	418	63	0	0	258	80
Domestic Violence and Sexual Assault	30	0	0	30	0	0	0
Hospital	17	17	0	0	0	0	0
Other	160	155	5	0	0	0	0
Residential Care	17	0	0	0	17	0	0
Substance Abuse	45	0	45	0	0	8	5
Sex							
Female	330	277	53	25	6	143	48
Male	345	303	58	5	11	123	37
Age							
0-04	11	2	6	3	0	3	1
05-17	186	168	6	14	0	15	17
18-20	31	25	6	2	0	6	1
21-24	28	22	9	0	1	14	0
25-34	126	92	46	7	2	44	10
35-44	124	111	22	3	4	70	18
45-54	96	91	13	0	7	60	18
55-64	55	51	3	1	3	41	15
65-74	15	15	0	0	0	11	5
75-84	3	3	0	0	0	2	0
Race							
White	558	482	88	24	17	234	80
Black	20	19	2	0	0	9	2
Native American	95	74	20	7	0	22	3
Hispanic	8	6	1	1	0	1	0
Asian	1	0	1	0	0	0	0
Presenting Problem/Diagnosis							
Alcohol Abuse	18	7	13	0	0	3	0
Developmental Disorder	18	18	0	0	0	11	8
Mood Disorder	197	190	24	0	7	113	40
Non Alcohol/Drug Related Organic	10	10	0	0	0	7	1
Other Non-Psychotic	92	84	15	0	0	44	12
Other Psychotic	38	34	2	0	5	23	5
Schizophrenia	65	64	4	0	0	58	13
Social Conditions	38	3	2	30	4	2	1
Substance Related	63	23	48	0	1	5	5
Deferred/No Diagnosis	161	155	6	0	0	0	0
Other Indicators							
Deaf and Hearing Impaired	2	2	1	0	0	1	0
Dual Diagnosis	37	36	9	0	0	19	3
Homeless	15	9	6	2	0	6	1
SED (6-17)	21	20	1	0	0	7	10
SMI (If ever)	357	340	45	1	17	231	62

Notes: The same client may be counted in more than one category, e.g., clients can receive services under more than one contract source, in more than one "County of Residence," or may have multiple "Other Indicators." Please see Definition page for other considerations.

Oklahoma Department of Mental Health and Substance Abuse Services
Counts of Admitted Clients Served by Funding Source for Each County of Residence During FY1998

COUNTY OF RESIDENCE = STEPHENS

	Funding Source						
	Total	Mental Health	Substance Abuse	Domestic Violence	Residential Care	Medicaid	Other
Total							
Unduplicated Count	567	234	204	182	23	9	12
Agency Type							
Community Mental Health Center	257	228	75	0	0	9	9
Domestic Violence and Sexual Assault	182	0	0	182	0	0	0
Hospital	6	6	0	0	0	0	0
Other	1	1	0	0	0	0	0
Residential Care	23	0	0	0	23	0	0
Substance Abuse	139	0	137	0	0	0	3
Sex							
Female	304	111	70	141	12	6	6
Male	263	123	134	41	11	3	6
Age							
0-04	34	5	0	29	0	0	0
05-17	52	7	1	44	0	0	0
18-20	28	5	15	11	0	0	0
21-24	59	25	34	12	0	0	1
25-34	145	54	67	41	3	2	2
35-44	140	61	62	36	5	4	5
45-54	65	45	16	7	9	2	3
55-64	28	20	6	2	3	0	0
65-74	10	6	3	0	2	1	1
75-84	5	5	0	0	1	0	0
85+	1	1	0	0	0	0	0
Race							
White	495	205	183	149	22	8	11
Black	29	13	11	10	0	0	0
Native American	20	8	10	7	1	1	1
Hispanic	24	6	2	17	0	0	0
Asian	2	2	0	0	0	0	0
Presenting Problem/Diagnosis							
Alcohol Abuse	85	24	83	0	0	0	1
Developmental Disorder	4	4	0	0	0	0	0
Mood Disorder	72	68	0	0	2	2	1
Non Alcohol/Drug Related Organic	4	4	0	0	0	0	0
Other Non-Psychotic	29	29	0	0	0	0	0
Other Psychotic	42	33	1	0	9	3	4
Personality Disorder	1	1	0	0	0	0	0
Schizophrenia	35	34	1	0	0	4	4
Social Conditions	187	4	0	182	1	0	0
Substance Related	127	33	121	0	0	0	2
Deferred/No Diagnosis	15	1	3	0	11	0	0
Other Indicators							
Deaf and Hearing Impaired	1	0	0	1	0	0	0
Dual Diagnosis	12	12	1	0	0	0	0
Homeless	50	3	8	39	0	0	0
SED (6-17)	3	2	1	0	0	0	0
SMI (If ever)	138	103	16	14	22	7	9

Notes: The same client may be counted in more than one category, e.g., clients can receive services under more than one contract source, in more than one "County of Residence," or may have multiple "Other Indicators." Please see Definition page for other considerations.

Oklahoma Department of Mental Health and Substance Abuse Services
Counts of Admitted Clients Served by Funding Source for Each County of Residence During FY1998
COUNTY OF RESIDENCE = TEXAS

	Funding Source						
	Total	Mental Health	Substance Abuse	Domestic Violence	Residential Care	Medicaid	Other
Total							
Unduplicated Count	466	226	109	144	0	69	3
Agency Type							
Community Mental Health Center	235	226	9	0	0	68	1
Domestic Violence and Sexual Assault	144	0	0	144	0	0	0
Substance Abuse	103	0	101	0	0	1	2
Sex							
Female	250	138	20	98	0	43	1
Male	216	88	89	46	0	26	2
Age							
0-04	35	0	0	35	0	0	0
05-17	78	25	5	49	0	4	1
18-20	28	7	19	2	0	1	0
21-24	52	21	18	12	0	2	1
25-34	93	45	29	24	0	9	1
35-44	105	70	26	17	0	24	0
45-54	42	30	7	4	0	10	0
55-64	23	18	5	1	0	12	0
65-74	6	6	0	0	0	3	0
75-84	3	3	0	0	0	3	0
85+	1	1	0	0	0	1	0
Race							
White	345	194	84	77	0	62	2
Black	2	0	2	0	0	0	0
Native American	10	4	4	2	0	0	0
Hispanic	110	28	19	65	0	7	1
Presenting Problem/Diagnosis							
Alcohol Abuse	82	21	65	0	0	2	0
Developmental Disorder	10	7	0	2	0	4	0
Mood Disorder	124	121	1	0	0	33	1
Non Alcohol/Drug Related Organic	3	3	0	0	0	2	0
Other Non-Psychotic	33	32	0	0	0	7	0
Other Psychotic	12	11	0	0	0	6	0
Schizophrenia	15	15	0	0	0	13	0
Social Conditions	145	7	3	136	0	1	0
Substance Related	45	9	36	0	0	1	2
Deferred/No Diagnosis	12	0	5	7	0	0	0
Other Indicators							
Deaf and Hearing Impaired	4	2	0	2	0	2	0
Dual Diagnosis	32	32	0	0	0	9	0
Homeless	42	8	4	31	0	3	0
SED (6-17)	8	5	1	1	0	1	1
SMI (If ever)	88	79	6	4	0	47	1

Notes: The same client may be counted in more than one category, e.g., clients can receive services under more than one contract source, in more than one "County of Residence," or may have multiple "Other Indicators." Please see Definition page for other considerations.

Oklahoma Department of Mental Health and Substance Abuse Services
Counts of Admitted Clients Served by Funding Source for Each County of Residence During FY1998

COUNTY OF RESIDENCE = TILLMAN

	Funding Source						
	Total	Mental Health	Substance Abuse	Domestic Violence	Residential Care	Medicaid	Other
Total							
Unduplicated Count	97	41	31	25	0	1	4
Agency Type							
Community Mental Health Center	39	38	0	0	0	1	1
Domestic Violence and Sexual Assault	26	0	1	25	0	0	0
Hospital	4	4	0	0	0	0	0
Substance Abuse	30	0	30	0	0	0	3
Sex							
Female	51	20	13	17	0	0	3
Male	46	21	18	8	0	1	1
Age							
0-04	8	0	3	5	0	0	0
05-17	12	2	0	10	0	1	0
18-20	3	2	1	0	0	0	0
21-24	8	3	3	2	0	0	0
25-34	26	6	12	7	0	0	3
35-44	18	10	9	0	0	0	1
45-54	9	5	3	1	0	0	0
55-64	7	7	0	0	0	0	0
65-74	2	2	0	0	0	0	0
75-84	4	4	0	0	0	0	0
Race							
White	58	27	17	14	0	0	2
Black	21	8	11	2	0	0	2
Native American	6	2	2	2	0	1	0
Hispanic	12	4	1	7	0	0	0
Presenting Problem/Diagnosis							
Alcohol Abuse	8	0	8	0	0	0	1
Developmental Disorder	2	2	0	0	0	1	0
Mood Disorder	7	7	0	0	0	0	0
Non Alcohol/Drug Related Organic	2	2	0	0	0	0	0
Other Non-Psychotic	5	5	0	0	0	0	0
Other Psychotic	9	9	0	0	0	0	0
Personality Disorder	2	1	0	0	0	0	1
Schizophrenia	13	13	0	0	0	0	0
Social Conditions	31	2	4	25	0	0	0
Substance Related	19	0	19	0	0	0	2
Deferred/No Diagnosis	2	1	1	0	0	0	0
Other Indicators							
Dual Diagnosis	5	4	1	0	0	0	0
Homeless	3	0	3	0	0	0	0
SMI (If ever)	27	25	1	0	0	0	1

Notes: The same client may be counted in more than one category, e.g., clients can receive services under more than one contract source, in more than one "County of Residence," or may have multiple "Other Indicators." Please see Definition page for other considerations.

Oklahoma Department of Mental Health and Substance Abuse Services
Counts of Admitted Clients Served by Funding Source for Each County of Residence During FY1998
COUNTY OF RESIDENCE = TULSA

	Funding Source						
	Total	Mental Health	Substance Abuse	Domestic Violence	Residential Care	Medicaid	Other
Total							
Unduplicated Count	9,363	4,762	4,148	1,316	48	1,349	1,000
Agency Type							
Community Mental Health Center	5,270	4,577	1,366	0	0	1,319	617
Domestic Violence and Sexual Assault	1,506	0	279	1,316	0	0	32
Hospital	481	481	0	0	0	0	0
Other	218	0	218	0	0	0	0
Residential Care	48	0	0	0	48	0	0
Substance Abuse	2,791	68	2,590	0	0	31	353
Sex							
Female	4,478	2,503	1,396	893	21	811	463
Male	4,885	2,259	2,752	423	27	538	537
Age							
0-04	266	9	65	142	0	9	57
05-17	1,067	401	335	181	0	138	236
18-20	383	192	198	52	0	20	25
21-24	647	300	316	117	3	48	47
25-34	2,337	1,080	1,238	394	4	232	197
35-44	2,719	1,435	1,358	314	9	439	271
45-54	1,319	838	526	95	11	273	107
55-64	448	357	97	16	13	137	37
65-74	139	116	14	5	6	44	19
75-84	34	31	1	0	2	7	4
85+	4	3	0	0	0	2	0
Race							
White	6,503	3,544	2,866	816	37	888	657
Black	1,992	920	845	305	7	366	249
Native American	634	199	360	104	4	50	60
Hispanic	282	102	115	73	0	35	32
Asian	57	33	7	19	0	11	4
Presenting Problem/Diagnosis							
Alcohol Abuse	1,031	86	927	12	2	12	177
Developmental Disorder	218	145	0	1	5	42	88
Mood Disorder	2,705	2,393	835	2	19	481	189
Non Alcohol/Drug Related Organic	56	53	4	0	0	23	2
Other Non-Psychotic	713	522	78	0	0	112	191
Other Psychotic	775	715	135	2	16	193	36
Personality Disorder	88	84	21	0	0	18	4
Schizophrenia	900	836	179	0	0	412	91
Social Conditions	1,639	62	333	1,289	6	41	50
Substance Related	1,790	99	1,691	7	0	27	174
Deferred/No Diagnosis	251	13	234	4	0	0	1
Other Indicators							
Deaf and Hearing Impaired	34	22	7	5	0	8	4
Dual Diagnosis	1,268	1,054	889	0	0	281	59
Homeless	1,145	516	569	214	1	87	71
SED (6-17)	419	314	20	3	0	47	149
SMI (If ever)	4,295	3,564	1,438	157	48	1,137	335

Notes: The same client may be counted in more than one category, e.g., clients can receive services under more than one contract source, in more than one "County of Residence," or may have multiple "Other Indicators." Please see Definition page for other considerations.

Oklahoma Department of Mental Health and Substance Abuse Services
Counts of Admitted Clients Served by Funding Source for Each County of Residence During FY1998

COUNTY OF RESIDENCE = WAGONER

	Funding Source						
	Total	Mental Health	Substance Abuse	Domestic Violence	Residential Care	Medicaid	Other
Total							
Unduplicated Count	465	279	167	61	4	114	89
Agency Type							
Community Mental Health Center	281	262	59	0	0	100	80
Domestic Violence and Sexual Assault	66	0	5	61	0	0	1
Hospital	20	20	0	0	0	0	0
Other	7	0	7	0	0	0	0
Residential Care	4	0	0	0	4	0	0
Substance Abuse	108	0	104	0	0	14	8
Sex							
Female	260	165	78	45	1	81	52
Male	205	114	89	16	3	33	37
Age							
0-04	14	0	12	3	0	6	0
05-17	46	19	9	16	0	10	12
18-20	22	10	9	2	0	3	2
21-24	37	20	17	5	0	6	3
25-34	111	59	48	18	0	20	6
35-44	117	78	48	11	0	30	22
45-54	75	57	19	3	1	21	24
55-64	29	22	5	3	3	11	10
65-74	11	11	0	0	0	6	8
75-84	2	2	0	0	0	0	1
85+	1	1	0	0	0	1	1
Race							
White	380	231	142	40	3	92	70
Black	38	25	9	4	1	17	12
Native American	45	18	19	16	0	4	5
Hispanic	5	4	1	1	0	1	1
Asian	1	1	0	0	0	0	1
Presenting Problem/Diagnosis							
Alcohol Abuse	41	14	37	0	0	4	1
Developmental Disorder	14	9	1	1	1	5	6
Mood Disorder	142	138	18	0	0	48	38
Non Alcohol/Drug Related Organic	1	1	0	0	0	1	1
Other Non-Psychotic	42	33	12	0	0	17	6
Other Psychotic	38	36	8	0	2	14	10
Schizophrenia	30	30	0	0	0	15	15
Social Conditions	78	7	12	60	1	4	2
Substance Related	90	15	78	0	0	6	10
Deferred/No Diagnosis	12	0	12	0	0	0	0
Other Indicators							
Deaf and Hearing Impaired	2	1	2	0	0	0	0
Dual Diagnosis	39	36	18	0	0	7	4
Homeless	19	0	1	16	2	0	0
SED (6-17)	6	6	0	0	0	3	4
SMI (If ever)	212	188	50	3	4	76	56

Notes: The same client may be counted in more than one category, e.g., clients can receive services under more than one contract source, in more than one "County of Residence," or may have multiple "Other Indicators." Please see Definition page for other considerations.

Oklahoma Department of Mental Health and Substance Abuse Services
Counts of Admitted Clients Served by Funding Source for Each County of Residence During FY1998
COUNTY OF RESIDENCE = WASHINGTON

	Funding Source						
	Total	Mental Health	Substance Abuse	Domestic Violence	Residential Care	Medicaid	Other
Total							
Unduplicated Count	1,441	535	315	568	1	189	242
Agency Type							
Community Mental Health Center	649	512	5	0	0	185	236
Domestic Violence and Sexual Assault	568	0	1	568	0	0	0
Hospital	51	51	0	0	0	0	0
Other	3	0	3	0	0	0	0
Residential Care	1	0	0	0	1	0	0
Substance Abuse	309	0	307	0	0	4	6
Sex							
Female	779	272	108	395	0	120	104
Male	662	263	207	173	1	69	138
Age							
0-04	33	6	1	24	0	0	4
05-17	259	129	42	57	0	3	87
18-20	90	25	27	42	0	1	5
21-24	110	27	32	52	0	9	4
25-34	371	94	105	200	1	37	18
35-44	313	113	83	138	0	50	31
45-54	159	84	20	43	0	38	38
55-64	69	40	2	8	0	32	32
65-74	15	7	3	2	0	4	7
75-84	11	6	0	0	0	7	8
85+	11	4	0	2	0	8	8
Race							
White	1,177	446	250	466	1	150	193
Black	83	34	22	19	0	17	18
Native American	159	51	36	62	0	22	29
Hispanic	33	6	8	20	0	0	2
Asian	1	0	0	1	0	0	0
Presenting Problem/Diagnosis							
Alcohol Abuse	137	5	134	0	0	1	2
Developmental Disorder	104	77	2	1	0	5	56
Mood Disorder	281	236	2	1	0	76	71
Non Alcohol/Drug Related Organic	12	9	0	0	0	4	6
Other Non-Psychotic	106	77	0	0	0	28	35
Other Psychotic	47	39	0	1	0	17	14
Personality Disorder	15	13	0	0	0	4	3
Schizophrenia	101	80	0	0	0	52	48
Social Conditions	584	0	23	561	1	0	2
Substance Related	165	12	155	0	0	2	5
Deferred/No Diagnosis	9	1	4	4	0	0	0
Other Indicators							
Deaf and Hearing Impaired	4	2	1	0	0	1	2
Dual Diagnosis	83	73	3	0	0	18	12
Homeless	81	29	10	41	0	6	2
SED (6-17)	118	91	0	0	0	1	59
SMI (If ever)	453	305	57	69	1	154	125

Notes: The same client may be counted in more than one category, e.g., clients can receive services under more than one contract source, in more than one "County of Residence," or may have multiple "Other Indicators." Please see Definition page for other considerations.

Oklahoma Department of Mental Health and Substance Abuse Services
Counts of Admitted Clients Served by Funding Source for Each County of Residence During FY1998

COUNTY OF RESIDENCE = WASHITA

	Funding Source						
	Total	Mental Health	Substance Abuse	Domestic Violence	Residential Care	Medicaid	Other
Total							
Unduplicated Count	210	130	39	43	0	41	5
Agency Type							
Community Mental Health Center	142	129	2	0	0	41	2
Domestic Violence and Sexual Assault	43	0	2	43	0	0	0
Hospital	3	3	0	0	0	0	0
Substance Abuse	35	0	35	0	0	0	3
Sex							
Female	116	71	10	33	0	26	1
Male	94	59	29	10	0	15	4
Age							
0-04	4	0	1	3	0	0	0
05-17	28	18	1	9	0	0	1
18-20	13	7	5	2	0	0	0
21-24	21	11	4	6	0	4	0
25-34	60	32	14	17	0	12	2
35-44	46	37	8	5	0	14	1
45-54	22	15	6	1	0	2	1
55-64	10	7	0	0	0	5	0
65-74	4	2	0	0	0	2	0
75-84	2	1	0	0	0	2	0
Race							
White	190	125	34	33	0	38	4
Black	6	1	0	4	0	1	1
Native American	5	2	2	0	0	2	0
Hispanic	11	2	3	6	0	0	0
Presenting Problem/Diagnosis							
Alcohol Abuse	14	5	8	0	0	2	2
Developmental Disorder	7	7	0	0	0	0	0
Mood Disorder	63	55	0	0	0	21	1
Non Alcohol/Drug Related Organic	5	5	0	0	0	1	0
Other Non-Psychotic	36	34	0	0	0	9	0
Other Psychotic	6	5	1	1	0	1	0
Schizophrenia	12	12	0	0	0	7	0
Social Conditions	49	5	2	42	0	0	1
Substance Related	31	4	28	0	0	0	1
Deferred/No Diagnosis	1	0	1	0	0	0	0
Other Indicators							
Deaf and Hearing Impaired	2	1	0	0	0	0	1
Dual Diagnosis	11	11	0	0	0	1	0
Homeless	10	0	0	10	0	0	0
SED (6-17)	14	13	0	0	0	0	1
SMI (If ever)	86	69	12	3	0	31	4

Notes: The same client may be counted in more than one category, e.g., clients can receive services under more than one contract source, in more than one "County of Residence," or may have multiple "Other Indicators." Please see Definition page for other considerations.

Oklahoma Department of Mental Health and Substance Abuse Services
Counts of Admitted Clients Served by Funding Source for Each County of Residence During FY1998

COUNTY OF RESIDENCE = WOODS

	Funding Source						
	Total	Mental Health	Substance Abuse	Domestic Violence	Residential Care	Medicaid	Other
Total							
Unduplicated Count	227	197	24	7	0	68	0
Agency Type							
Community Mental Health Center	208	197	9	0	0	68	0
Domestic Violence and Sexual Assault	7	0	0	7	0	0	0
Hospital	1	1	0	0	0	0	0
Substance Abuse	15	0	15	0	0	0	0
Sex							
Female	128	111	5	7	0	45	0
Male	99	86	19	0	0	23	0
Age							
0-04	2	2	0	0	0	0	0
05-17	42	37	3	0	0	7	0
18-20	11	11	0	0	0	4	0
21-24	18	12	2	3	0	1	0
25-34	47	40	8	1	0	8	0
35-44	47	42	4	1	0	16	0
45-54	31	27	6	2	0	14	0
55-64	14	13	0	0	0	9	0
65-74	11	10	0	0	0	8	0
75-84	4	3	1	0	0	1	0
Race							
White	221	193	23	6	0	66	0
Black	1	0	1	0	0	0	0
Native American	2	1	0	1	0	1	0
Hispanic	3	3	0	0	0	1	0
Presenting Problem/Diagnosis							
Alcohol Abuse	16	12	7	0	0	2	0
Developmental Disorder	14	12	0	0	0	3	0
Mood Disorder	118	114	2	0	0	41	0
Non Alcohol/Drug Related Organic	5	4	0	0	0	2	0
Other Non-Psychotic	17	17	0	0	0	4	0
Other Psychotic	10	10	0	0	0	5	0
Schizophrenia	10	10	0	0	0	9	0
Social Conditions	24	16	0	7	0	2	0
Substance Related	11	2	10	0	0	0	0
Deferred/No Diagnosis	5	0	5	0	0	0	0
Other Indicators							
Deaf and Hearing Impaired	1	1	0	0	0	0	0
Dual Diagnosis	22	22	1	0	0	6	0
Homeless	7	3	3	1	0	2	0
SED (6-17)	5	4	0	0	0	2	0
SMI (If ever)	101	92	2	2	0	50	0

Notes: The same client may be counted in more than one category, e.g., clients can receive services under more than one contract source, in more than one "County of Residence," or may have multiple "Other Indicators." Please see Definition page for other considerations.

Oklahoma Department of Mental Health and Substance Abuse Services
Counts of Admitted Clients Served by Funding Source for Each County of Residence During FY1998
COUNTY OF RESIDENCE = WOODWARD

	Funding Source						
	Total	Mental Health	Substance Abuse	Domestic Violence	Residential Care	Medicaid	Other
Total							
Unduplicated Count	587	447	42	104	4	152	0
Agency Type							
Community Mental Health Center	471	444	25	0	0	152	0
Domestic Violence and Sexual Assault	104	0	0	104	0	0	0
Hospital	4	4	0	0	0	0	0
Residential Care	4	0	0	0	4	0	0
Substance Abuse	19	0	19	0	0	0	0
Sex							
Female	353	254	10	85	2	95	0
Male	234	193	32	19	2	57	0
Age							
0-04	16	0	2	14	0	0	0
05-17	91	61	2	27	0	25	0
18-20	27	21	4	3	0	3	0
21-24	34	26	3	9	0	5	0
25-34	131	94	14	28	1	27	0
35-44	150	127	12	16	0	38	0
45-54	66	56	4	6	1	21	0
55-64	50	42	1	1	2	22	0
65-74	14	14	0	0	0	6	0
75-84	6	5	0	0	0	4	0
85+	2	1	0	0	0	1	0
Race							
White	548	423	37	91	4	146	0
Black	7	3	2	3	0	1	0
Native American	16	9	2	6	0	2	0
Hispanic	16	12	1	4	0	3	0
Presenting Problem/Diagnosis							
Alcohol Abuse	46	39	14	0	0	5	0
Developmental Disorder	26	22	0	1	2	10	0
Mood Disorder	205	197	0	0	0	67	0
Non Alcohol/Drug Related Organic	9	9	0	0	0	3	0
Other Non-Psychotic	52	51	0	0	0	9	0
Other Psychotic	39	33	1	0	2	22	0
Schizophrenia	35	33	0	0	0	24	0
Social Conditions	133	35	0	100	0	10	0
Substance Related	41	25	21	1	0	1	0
Deferred/No Diagnosis	10	4	6	2	0	1	0
Other Indicators							
Deaf and Hearing Impaired	1	1	0	0	0	1	0
Dual Diagnosis	58	53	1	0	0	23	0
Homeless	21	8	3	9	0	2	0
SED (6-17)	14	13	1	0	0	9	0
SMI (If ever)	217	188	10	14	4	89	0

Notes: The same client may be counted in more than one category, e.g., clients can receive services under more than one contract source, in more than one "County of Residence," or may have multiple "Other Indicators." Please see Definition page for other considerations.

Oklahoma Department of Mental Health and Substance Abuse Services
Counts of Admitted Clients Served by Funding Source for Each County of Residence During FY1998
COUNTY OF RESIDENCE = OUT OF STATE/UNKNOWN

	Funding Source						
	Total	Mental Health	Substance Abuse	Domestic Violence	Residential Care	Medicaid	Other
Total							
Unduplicated Count	736	169	147	415	2	9	13
Agency Type							
Community Mental Health Center	141	112	29	0	0	5	8
Domestic Violence and Sexual Assault	416	0	1	415	0	0	0
Hospital	70	70	0	0	0	0	0
Other	3	3	0	0	0	0	0
Residential Care	2	0	0	0	2	0	0
Substance Abuse	122	0	118	0	0	4	5
Sex							
Female	415	58	44	311	0	5	4
Male	321	111	103	104	2	4	9
Age							
0-04	92	0	2	90	0	0	0
05-17	152	4	8	139	0	2	1
18-20	25	6	8	11	0	0	0
21-24	56	13	18	25	0	1	1
25-34	176	58	43	79	0	1	3
35-44	146	45	48	52	1	5	0
45-54	57	24	16	13	1	0	3
55-64	22	12	4	6	0	0	0
65-74	8	7	0	0	0	0	3
75-84	2	0	0	0	0	0	2
Race							
White	500	143	120	235	2	5	10
Black	102	14	10	75	0	1	2
Native American	65	5	12	48	0	2	0
Hispanic	66	6	5	55	0	1	1
Asian	4	1	0	3	0	0	0
Presenting Problem/Diagnosis							
Alcohol Abuse	70	10	59	0	0	1	2
Developmental Disorder	3	2	0	0	1	0	0
Mood Disorder	61	55	8	1	0	1	0
Non Alcohol/Drug Related Organic	5	2	1	0	0	0	3
Other Non-Psychotic	21	17	1	0	0	2	3
Other Psychotic	59	57	3	0	1	0	1
Schizophrenia	18	17	0	0	0	2	1
Social Conditions	406	7	11	388	0	0	0
Substance Related	68	5	63	0	0	2	3
Deferred/No Diagnosis	31	0	3	27	0	1	0
Other Indicators							
Deaf and Hearing Impaired	2	0	0	2	0	0	0
Dual Diagnosis	32	26	9	0	0	1	0
Homeless	278	28	22	229	0	0	1
SED (6-17)	2	1	1	0	0	0	0
SMI (If ever)	145	102	26	16	2	4	5

Notes: The same client may be counted in more than one category, e.g., clients can receive services under more than one contract source, in more than one "County of Residence," or may have multiple "Other Indicators." Please see Definition page for other considerations.

Definitions of Terms and Categorization Variables

The following are definitions of terms and categorization variables used in this Data Book report.

Admitted Clients Served

Admitted Clients Served had an admission transaction in the ICIS before or during the report year and had received a service during the year. They are counted only once in the total for each level of aggregation. This is called an unduplicated count.

Age

Client age is computed using the client's age at the middle of the fiscal year.

Contacts

Individuals are counted as contacts when they call or visit an agency, but are not admitted.

Funding Source

Funding Source helps identify the payment source of services. Frequently, clients receive services under multiple funding sources. The funding source categories for this report were Mental Health, Substance Abuse, Domestic Violence, Residential Care, Medicaid, and Other.

ICIS

The Oklahoma Department of Mental Health and Substance Abuse Services maintains an agency-wide database, the Integrated Client Information System (ICIS), to which all Department-funded services and transactions are reported. The ICIS contains demographic and service information about clients and agencies.

List of Agencies by Type

The following is a list of agencies by type that provided data during the Fiscal Year 1998:

AGENCY TYPE**AGENCY NAME****Community Mental Health**

ASSOCIATED CENTERS FOR THERAPY, INC.
BILL WILLIS MENTAL HEALTH
CARL ALBERT CMHC
CENTRAL OKLAHOMA CMHC
CHISHOLM TRAIL COUNSELING SVC
COMMUNITY COUNSELING CENTER
CREEKS MENTAL HEALTH SERVICES
EDWIN FAIR CMHC
GRAND LAKE M.H.C.
GREEN COUNTRY BEHAVIORAL HEALTH SERVICES
HOPE COMMUNITY SERVICES, INC.
JIM TALIAFERRO CMHC
MENTAL HEALTH SERVICES OF SOUTHERN OKLAHOMA
NORTH CARE CENTER
OKLAHOMA COUNTY CRISIS INTERVENTION CENTER
PARKSIDE, INC.
RED ROCK BEHAVIORAL HEALTH SERVICES
RED ROCK WEST
WESTERN STATE PSYCHIATRIC CENTER
WHEATLAND MENTAL HEALTH CENTER, INC.

Domestic Violence and Sexual Assault

ACMI HOUSE INC
ACTION ASSOCIATES, INC.
CALL RAPE INC.
COMMUNITY CRISIS CENTER, INC.
CRISIS CONTROL CENTER
DOMESTIC VIOLENCE PROGRAM OF N. CENTRAL OK.
DOMESTIC VIOLENCE INTERVENTION SERVICES
FAMILY CRISIS & COUNSELING CENTER
FAMILY CRISIS CENTER, INC.
FAMILY RESOURCE CENTER
FAMILY SHELTER
HELP-IN-CRISIS, INC.
N.W. DOMESTIC CRISIS SERVICES
NEW DIRECTIONS, INC.
PROJECT SAFE, INC.
ROGERS COUNTYCOMMUNITY SERVICES
S.O.S. FOR FAMILIES
SAFE HAVEN
STEPHENS COUNTY VOLUNTEERS FOR CRISIS INTERVENTION
STILLWATER DOMESTIC VIOLENCE SERVICE INC.
TULSA SEXUAL ASSAULT NURSE EXAMINERS PROGRAM
WOMEN IN SAFE HOMES, INC.
WOMEN'S CRISIS SERVICES
WOMEN'S SERVICE & FAMILY RESOURCE CENTER
WOMENS RESOURCE CENTER

AGENCY TYPE	AGENCY NAME
Hospitals	YWCA CRISIS CENTER YWCA OF OKC CRISIS SERVICES EASTERN STATE HOSPITAL GRIFFIN MEMORIAL HOSPITAL OKLAHOMA YOUTH CENTER
Other Agencies	CENTER FOR CHILDREN & FAMILIES DIVORCE VISITATION ARBITRATION GREAT PLAINS IMPROVEMENT FND. HIV RESOURCE CONSORTIUM HOMINY HEALTH SRVCS CENTER INC. PEOPLE INCORPORATED PROJECT HEARTLAND TRANSITION HOUSE INC. TULSA METROPOLITAN MINISTRY
Residential Care	BOLEY RESIDENTIAL CARE HOME BOLEY RESIDENTIAL CARE HOME II CLETA'S COTTAGE COPP'S RESIDENTIAL CARE, INC. COUNTRY LANE RESIDENTIAL CARE HOME DON MENTZER FACILITY DOW RESIDENTIAL CARE HOME DUNCAN COMMUNITY RESIDENCE INC DYCO PROPERTIES, INC. EDNA LEE'S RESIDENTIAL CARE EL RENO RESIDENTIAL CARE ELM TREE HOUSE FAIR OAKS GOLDEN YEARS GREEN ACRES HAV-TAPINC DBA, THE HARBOR HIGH CEDAR RESIDENTIAL CARE LAKE FRANCIS RETIREMENT CENTER MILLER COZY HOME, INC. NORTH FORK RESIDENTIAL CARE PADEN RESIDENTIAL CARE RAMBLING ROSE RESIDENTIAL CARE SANTE FE RESIDENTIAL CARE SHERRYS OLD FASHIONED R & B SOUTHWEST RETIREMENT HOME, INC STEVENSON ASSISTANT LIVING HOME SUGAR MOUNTAIN RETREAT SUNNY ACRES BOARDING MANOR, INC. SUNNY ACRES RESIDENTIAL CARE

AGENCY TYPE**AGENCY NAME**

Substance Abuse

ADA AREA CHEMICAL DEPENDENCY CENTER, INC.
ALPHA II, INC.
BRIDGEWAY
CAA TURNING POINT
CARE FOR CHANGE, INC.
COMMUNITY ALCOHOLISM SERVICES
CROSSROADS COUNSELING
CROSSROADS INCORPORATED
DRUG RECOVERY, INC.
EAGLE RIDGE INSTITUTE
EDMOND FAMILY SERVICES, INC.
FIRST WINGS OF FREEDOM
GATEWAY TO PREVENTION/RECOVERY
HOUSE OF HOPE, INC.
INDIAN HEALTH CARE RESOURCE CENTER
KIAMICHI COUNCIL ON ALCOHOLISM
LASTSTOP
LEFLORE COUNTY YOUTH & FAMILY SERVICES, INC.
LIFE IMPROVEMENT CENTER
LOGAN COUNTY YOUTH AND FAMILY SERVICES INC.
METRO TULSA SUBSTANCE ABUSE SERVICES
MONARCH, INC.
MOORE ALCOHOL AND DRUG CENTER
MUSKOGEE COUNTYCOUNCIL YTH SV
MUSKOGEE INTERVENTION PROGRAM
N.E. OK COUNCIL ON ALCOHOLISM
NAIC CENTER OF OKLAHOMA ALCOHOL & DRUG SERVICES, INC.
NATIVE AMERICAN CENTER OF RECOVERY
NEW HOPE OF MANGUM
NORMAN ALCOHOL AND DRUG TREATMENT CENTER
NW SUBSTANCE TREATMENT CENTER
OPPORTUNITIES, INC.
PALMER DRUG ABUSE PROGRAM INC.
PAYNE COUNTYCOUNSELING SVC, INC.
ROADBACK, INC.
ROGERS COUNTY DRUG ABUSE PROGRAM, INC.
S.W. YOUTH & FAMILY SERVICES
SECOND CHANCE CDU
SOAARR, INC.
STARTING POINT II, INC.
STREET SCHOOL, INC.
THE NEXT STEP NETWORK, INC.
THE OAKS BEHAVIORAL HEALTH CENTER
THE REFERRAL CENTER
TOTAL LIFE COUNSELING
TRI-CITY SUBSTANCE ABUSE CENTER

AGENCY TYPE

AGENCY NAME

TRI-CITY YOUTH & FAMILY CENTER
TURNING POINT
TWELVE & TWELVE, INC.
VINITA ALCOHOL AND DRUG TREATMENT CENTER

ODMHSAS

Refers to the Oklahoma Department of Mental Health and Substance Abuse Services.

Other Indicators

There are several groups of clients that are of special interest because they have special treatment needs, state or federal requirements regarding their placement or the services they receive, or because they are part of a priority population. The definitions of these groups and criteria for their selection are provided below:

- Deaf and Hearing Impaired
Clients who are deaf, hard of hearing, or indicated the need for an interpreter for the deaf were grouped to form the Deaf and Hearing Impaired category.
- Homeless
A homeless person under ICIS criteria is a person who: (a) lacks a fixed, regular and adequate night time residence AND (b) has a primary night time residence that is a supervised publicly or privately operated shelter designed to provide temporary living accommodations including welfare hotels, congregate shelters, halfway houses, and transitional housing for the mentally ill; or an institution that provides a temporary residence for individuals intended to be institutionalized; or a public or private place not designed for, or ordinarily used as, a regular sleeping accommodation for human beings, not limited to people living on the streets. Individuals are considered homeless if they have lost their permanent residence, and are temporarily living in a shelter to avoid being on the street. Prisoners being released or in the custody of a correctional facility are not considered homeless at the time of admission for treatment. The definition also excludes persons in a hospital, residential care facility, commercial hotel/motel, supervised apartment, or living with parent/other relative (even if only temporarily). The definition does include domestic violence and sexual assault shelters, as the persons have fled a residence that is not adequate (i.e., not safe).

- Legal Status

Legal Status has three categories; Voluntary, Civil Involuntary, and Criminal Involuntary. The categories of legal status (with ICIS codes) are as follows:

Voluntary. These clients enter treatment voluntarily and are coded Voluntary Admission (01), Court Voluntary (02), Informal Admission (16), or Other (18).

Civil Involuntary. These clients are required by the court system to receive services, even though they may be reluctant. They are coded Court Commitment (03), Order of Detention (06), Juvenile Court Order (07), Transfer – Other Legal Entity (08), Court Ordered Juveniles in Need of Treatment, DHS given custody (10), Court Ordered Juveniles in Need of Treatment Parental Custody Retained (11), Emergency Detention (12), Continued Court Detention (13), 28-Day Court Commitment (14), or Protective Custody (17).

Criminal Involuntary. These clients are required to receive services because they have been accused of or have committed a crime. Codes include the following; Incompetent to Stand Trial (04), Not Guilty by Reason of Insanity (05), Court Order for Observation and Evaluation (09), Court Referred DUI Clients (15), Criminal Hold (20), or Court Commit with Hold (21).

- Adults with Serious Mental Illness (SMI)

SMI denotes clients who have been identified **at any time** as having a serious mental illness using the formal ODMHSAS definition. According to this definition, an Adult with a Serious Mental Illness must be an individual 18 years of age or older.

- Children with a Serious Emotional Disturbance (SED)

SED refers to children who meet departmental criteria for having a Serious Emotional Disturbance.

- Any Alcohol/Drug Problem

A substance abuse client is one who has one or more DSM-IV Axis I primary, secondary or tertiary diagnoses from categories 1.a. or 1.b. (in the Dual Diagnosis definition below) or one or more ICIS Substance Abuse Related Problems (710-731, 741-743). Clients identified only as co-dependents are not identified as substance abusers.

- Dual Diagnosis Client

A dual diagnosis client is one who meets the criteria for having a substance abuse diagnosis from categories 1.a. or 1.b. below and meets the criteria for a mental illness based on one or more DSM-IV Axis II primary, secondary, or tertiary diagnoses from categories 2.a. through 2.e. below.

- 1.a. Psychoactive Substance Induced Organic Disorders: 291.0-291.8, 292.0-292.83, 292.89-282.99
- b. Psychoactive Substance Use Disorders: 303.0-305.99.
- 2.a. Schizophrenia: 295.10, 295.20, 295.30, 295.40, 295.60, 295.70, 295.90
- b. Delusional (Paranoid) Disorder: 297.1
- c. Other Psychotic Disorders: 295.40, 295.70, 297.3, 298.8, 298.9, 297.1, 297.3
- d. Mood Disorders: 296.20-296.7
- e. Borderline Personality Disorder: 301.83

Presenting Problem/Diagnosis

Categories for this variable are based on the DSM-IV primary diagnosis or primary presenting problem. If the admitting agency has clinicians qualified to make a diagnosis, the diagnosis is used, otherwise, a presenting problem is used to define a client's category.

Categories	Codes
Developmental Disorders	
DSM-IV Codes:	302.5-302.69, 302.85, 307-307.39, 307.5-307.99, 309.21, 312-312.29, 312.9-313.21, 313.81-313.89, 314-314.99, 315-319.99, 299-299.99
Presenting Problems:	210, 240

Categories**Codes**

Non Alcohol/Drug Related Organic

DSM-IV Codes: 290-290.99, 293-293.83, 294-294.80, 310-310.10

Alcohol Abuse

DSM-IV Codes: 291-291.99, 293.9, 303-303.99, 305-305.02
Presenting Problems: 741, 710, 711

Other Substance Abuse

DSM-IV Codes: 305.1-305.99, 292-292.99, 304-304.99
Presenting Problems: 742, 743, 744, 720-731

Schizophrenia

DSM-IV Codes: 295 (excluding 295.4, 295.7)

Other Psychotic

DSM-IV Codes: 297-298.9, 295.40, 294.9, 295.70
Presenting Problems: 510-530, 650

Mood Disorders

DSM-IV Codes: 296-296.99, 301.13, 300.4-300.49, 293.89, 311-311.99
Presenting Problems: 500-503

Other Non-Psychotic

DSM-IV Codes: 300-300.39, 300.6-300.99, 302-302.49, 302.7-302.84, 302.89-302.99, 307-4-307.49, 307.8, 312.8, 308.3-309.19, 309.23-309.99, 312.3, 316-316.99, 780.50

Personality Disorders

DSM-IV Codes: 301-301.9

Social Conditions

DSM-IV Codes: V40.00-V40.60, V61-V71.02, 955.5-995.81
Presenting Problems: 740, 450, 620-632, 311-420

Deferred/No Diagnosis

DSM-IV Codes: 799.9-799.90, V71.09
Presenting Problems: 110, 130

Race

The Unknown category was utilized to group Clients who made no selection from the choices below indicating their race.

The following groupings are used for reporting race:

- White
- Black
- Native American
- Hispanic
- Asian
- Unknown

Various Categories:

In response to many special report requests in past years, the special reports table was generated to address the majority of those requests.

Description of the Data Book

This Data Book displays Counts of Admitted Clients Served by Funding Source for Sex, Age, Race, Presenting Problem/Diagnosis, County of Residence, and Other Indicators. It contains six tables presenting data for 1) Statewide Total, 2) Agency, 3) Agency Type, 4) Count of Residence, 5) Planning Area, and 6) Various Categories.

Admitted Clients Served by Funding Source

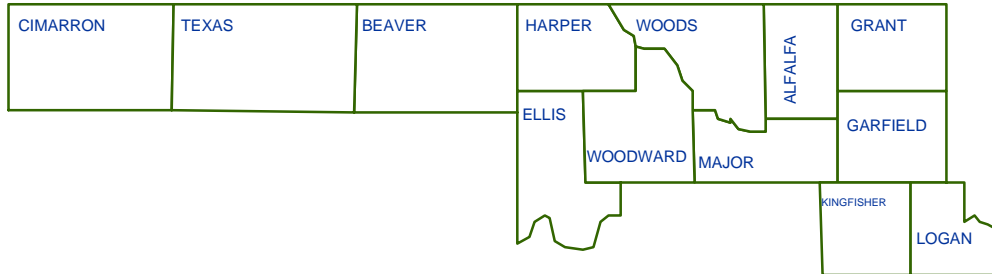
Admitted Clients Served are clients who have an admission transaction in the ICIS before or during the report year and had received a service during the report year. They are counted only once in the total for each level of aggregation or category in which they appear. This is called an unduplicated count. For example, a client may receive services at one hospital and then receive services at another hospital in the same year. This client would be counted twice (once at each hospital) in the agency report, but only once in the agency type and statewide tables. Because information such as age and sex should remain constant (except for data entry errors), counts for categories of these variables will sum to the total clients served on each table. Variables that might change from admission at one facility to admission at another or over time, (e.g., legal status, diagnosis, and target population) can be counted in more than one category and should not be summed.

This Data Book shows only clients who were admitted for services and excludes contacts. It enumerates admitted clients, but further limits the counts to specific subgroups of the client population. Each individual counted has received a service at some time during the year regardless of the year he/she was admitted. Clients are grouped by frequently referenced demographics: Sex, Age, Race, Presenting Problem/Diagnosis, County of Residence, and Other Indicators. A client may be in more than one of these groups, or a client's group may change during the year. As a result, the sum of target populations exceeds the total number served. However, for any given population, the age, race, and sex, which do not change (age is calculated as of a single point in time), are unduplicated counts and should equal the total.

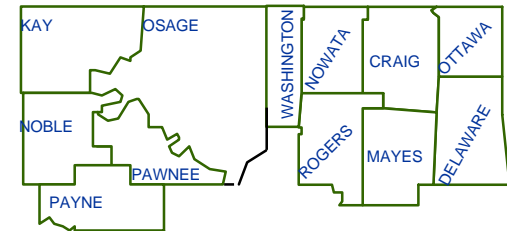
OKLAHOMA DEPARTMENT OF MENTAL HEALTH
AND SUBSTANCE ABUSE SERVICES

Planning Areas

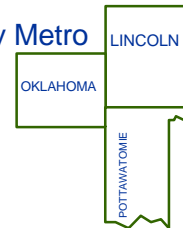
Northwest



Northeast



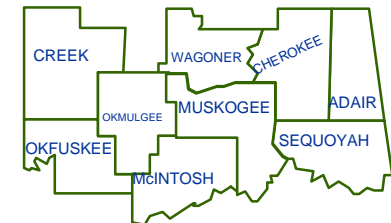
Oklahoma City Metro



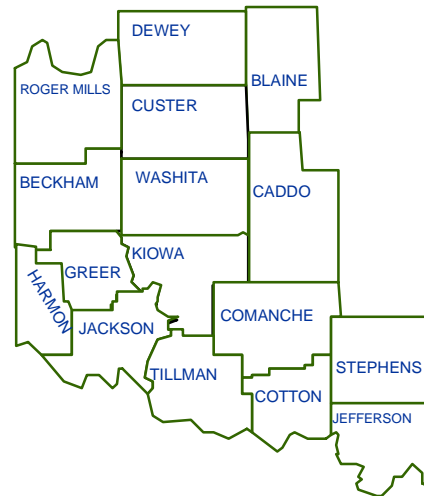
Tulsa Metro



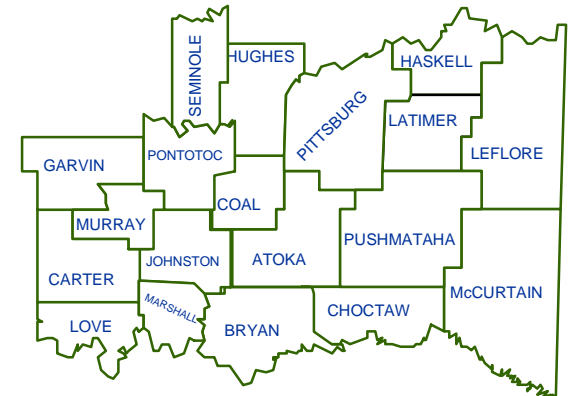
East Central



Central



Southwest



Southeast