

# *data*

BOOK FOR FISCAL YEAR 1999

Admitted Clients Served  
By Funding Source

Table 4. Counts of Admitted  
Clients Served for each County  
of Residence

# DATA BOOK FOR FISCAL YEAR 1999

Published by

Oklahoma Department of Mental Health and Substance Abuse  
Services

Prepared by

**Ali Akour, Ph.D.**

Data Analyst, Evaluation and Data Analysis Section  
Decision Support Services

2002

---

**Terry Cline, Ph.D., Commissioner**  
**Steve Davis, Ph.D., Director of Decision Support Services**  
**Mark Reynolds, Ed. D., Evaluation & Data Analysis Data Projects Manager**

## Public Domain Notice

The Data Book for Fiscal Year 1999 is in the public domain and may be reproduced or copied without permission from the Oklahoma Department of Mental Health and Substance Abuse Services. However, this publication may not be reproduced or distributed for a fee without the specific, written authorization of Oklahoma Department of Mental Health and Substance Abuse Services. Citation of the source is appreciated.

## Electronic Access to Publication

This publication is available on the World Wide Web at:  
<http://www.odmhsas.org/specialreports.htm>

## How to Contact Us

**Oklahoma Department of Mental Health and Substance Abuse Services  
Evaluation and Data Analysis Section**

P.O. Box 53277  
Oklahoma City, OK 73152-3277  
(405) 522-3813

# Contents

---

## Introduction

### Admitted Clients Served by Funding Source

- Table 1. Counts of Admitted Clients Served for **Statewide Total**
- Table 2. Counts of Admitted Clients Served for each **Agency**
- Table 3. Counts of Admitted Clients Served for each **Agency Type**
- Table 4. Counts of Admitted Clients Served for each **County of Residence**
- Table 5. Counts of Admitted Clients Served for each **Planning Area**
- Table 6. Counts of Admitted Clients Served for **Various Categories**

## Appendix

### Definitions of Terms and Categorization Variables

### Description of the Data Book

### Map of Planning Areas

# **DATA BOOK FOR FISCAL YEAR 1999**

## **Introduction**

---

Prior to Fiscal Year 1999, any client seen at an Oklahoma Department of Mental Health and Substance Abuse Services (ODMHSAS) contracted facility was reported, regardless of who paid for the service. Starting with Fiscal Year 1999, only clients funded in full or in part by ODMHSAS were reported. Therefore, previous years' reported client counts will be larger than in following years.

During the Fiscal Year 1999, the State of Oklahoma expenditures on community mental health services, inpatient facilities, substance abuse services, domestic violence/sexual assault services, and departmental management amounted to approximately \$168 million dollars. An unduplicated total of approximately 80,658 recipients were served system-wide in FY 1999. The unduplicated total of 80,658 recipients consists of 57,485 recipients that were admitted and served and 23,173 recipients that were contacts. This Data Book report is generated to provide basic information about these recipients for policy makers, interest groups, and others working to improve the quality of life for those in need.

The Data Book report is produced by the Evaluation and Data Analysis Section of the Decision Support Services Division at the ODMHSAS. The report summarizes demographic information for clients served in agencies operated by or funded through ODMHSAS. To create the Data Book report, data are extracted from the ODMHSAS Integrated Client Information System (ICIS). ICIS contains demographic and service information about service recipients and agencies.

This Data Book report focuses on Admitted Clients Served by Funding Source. To meet the specific needs of a variety of entities, the information is divided into tables and each table presents a different view of the data. Definitions of terms and a map of planning areas are also provided.

Oklahoma Department of Mental Health and Substance Abuse Services  
**Counts of Admitted Clients Served by Funding Source for Each County of Residence During FY1999**

**COUNTY OF RESIDENCE = ADAIR**

	Funding Source						
	Total	Mental Health	Substance Abuse	Domestic Violence	Residential Care	Medicaid	Other
<b>Total</b>							
Unduplicated Count	276	160	49	80	31	78	71
<b>Agency Type</b>							
Community Mental Health Center	171	157	35	0	0	78	70
Domestic Violence and Sexual Assault	80	0	0	80	0	0	0
Hospital	6	6	0	0	0	0	0
Other	3	0	3	0	0	0	0
Residential Care	31	0	0	0	31	0	0
Substance Abuse	14	0	13	0	0	0	1
<b>Sex</b>							
Female	161	90	20	56	13	46	37
Male	115	70	29	24	18	32	34
<b>Age</b>							
0-04	17	0	0	17	0	0	0
05-17	45	11	2	27	0	5	12
18-20	11	6	3	3	1	0	0
21-24	10	8	7	1	0	1	4
25-34	45	22	12	15	2	10	5
35-44	67	47	10	13	9	24	20
45-54	37	31	8	3	4	16	11
55-64	24	21	6	0	6	11	10
65-74	12	8	0	0	7	5	4
75-84	7	5	1	1	2	5	4
85+	1	1	0	0	0	1	1
<b>Race</b>							
White	196	127	31	43	25	66	57
Black	5	3	0	1	2	3	2
Native American	71	26	15	34	4	9	9
Hispanic	5	4	2	2	0	0	2
Asian	2	1	1	0	0	0	1
<b>Presenting Problem/Diagnosis</b>							
Alcohol Abuse	13	7	10	0	0	1	2
Developmental Disorder	11	7	0	0	3	1	5
Mood Disorder	71	62	12	0	1	35	22
Non Alcohol/Drug Related Organic	2	2	0	0	0	1	1
Other Non-Psychotic	22	22	1	0	0	8	5
Other Psychotic	37	19	4	0	22	11	7
Personality Disorder	4	4	2	0	0	1	2
Schizophrenia	27	26	2	0	0	18	20
Social Conditions	81	1	0	79	1	0	0
Substance Related	22	13	15	0	0	2	7
Deferred/No Diagnosis	9	0	4	1	4	0	0
<b>Other Indicators</b>							
Deaf and Hearing Impaired	6	6	1	0	0	3	4
Dual Diagnosis	11	10	6	0	0	4	3
Homeless	42	2	0	38	2	0	0
SED (6-17)	9	7	0	0	0	3	7
SMI (If ever)	137	117	20	4	31	66	49

Notes: The same client may be counted in more than one category, e.g., clients can receive services under more than one contract source, in more than one "County of Residence," or may have multiple "Other Indicators." Please see Definition page for other considerations.

Oklahoma Department of Mental Health and Substance Abuse Services  
**Counts of Admitted Clients Served by Funding Source for Each County of Residence During FY1999**

**COUNTY OF RESIDENCE = ALFALFA**

	Funding Source						
	Total	Mental Health	Substance Abuse	Domestic Violence	Residential Care	Medicaid	Other
<b>Total</b>							
Unduplicated Count	83	64	2	9	3	25	2
<b>Agency Type</b>							
Community Mental Health Center	71	64	0	0	0	25	2
Domestic Violence and Sexual Assault	9	0	0	9	0	0	0
Residential Care	3	0	0	0	3	0	0
Substance Abuse	2	0	2	0	0	0	0
<b>Sex</b>							
Female	53	40	1	9	2	15	0
Male	30	24	1	0	1	10	2
<b>Age</b>							
0-04	2	0	0	2	0	0	0
05-17	9	8	0	1	0	4	1
18-20	4	3	1	0	0	0	0
21-24	8	6	0	2	0	0	0
25-34	18	15	1	2	0	5	0
35-44	15	12	0	1	1	5	0
45-54	8	7	0	1	0	2	0
55-64	11	7	0	0	1	7	1
65-74	4	3	0	0	1	1	0
75-84	3	3	0	0	0	0	0
85+	1	0	0	0	0	1	0
<b>Race</b>							
White	79	61	1	9	3	24	2
Black	1	0	1	0	0	0	0
Native American	3	3	0	0	0	1	0
<b>Presenting Problem/Diagnosis</b>							
Alcohol Abuse	5	4	0	0	1	0	0
Developmental Disorder	7	6	0	0	0	3	1
Mood Disorder	38	37	0	0	0	11	0
Non Alcohol/Drug Related Organic	2	2	0	0	0	0	0
Other Non-Psychotic	7	6	0	0	0	1	0
Other Psychotic	9	4	0	0	2	5	0
Schizophrenia	3	3	0	0	0	3	1
Social Conditions	9	2	0	7	0	2	0
Substance Related	2	0	2	0	0	0	0
Deferred/No Diagnosis	2	0	0	2	0	0	0
<b>Other Indicators</b>							
Dual Diagnosis	4	4	0	0	0	0	0
Homeless	5	2	0	3	0	0	0
SED (6-17)	1	1	0	0	0	1	0
SMI (If ever)	39	30	0	1	3	19	1

Notes: The same client may be counted in more than one category, e.g., clients can receive services under more than one contract source, in more than one "County of Residence," or may have multiple "Other Indicators." Please see Definition page for other considerations.

Oklahoma Department of Mental Health and Substance Abuse Services  
**Counts of Admitted Clients Served by Funding Source for Each County of Residence During FY1999**

**COUNTY OF RESIDENCE = ATOKA**

	Funding Source						
	Total	Mental Health	Substance Abuse	Domestic Violence	Residential Care	Medicaid	Other
<b>Total</b>							
Unduplicated Count	270	129	124	8	1	40	30
<b>Agency Type</b>							
Community Mental Health Center	124	124	1	0	0	16	1
Domestic Violence and Sexual Assault	7	0	0	7	0	0	0
Hospital	7	7	0	0	0	0	0
Residential Care	1	0	0	0	1	0	0
Substance Abuse	137	0	123	1	0	24	29
<b>Sex</b>							
Female	144	70	60	7	1	31	19
Male	126	59	64	1	0	9	11
<b>Age</b>							
0-04	5	0	2	1	0	2	3
05-17	46	3	33	0	0	13	25
18-20	7	1	6	0	0	1	0
21-24	25	13	10	2	0	1	0
25-34	56	21	35	3	0	5	2
35-44	58	35	23	1	0	9	0
45-54	40	30	10	0	0	5	0
55-64	20	15	3	1	1	3	0
65-74	8	7	1	0	0	0	0
75-84	4	3	1	0	0	1	0
85+	1	1	0	0	0	0	0
<b>Race</b>							
White	202	107	78	8	1	34	24
Black	16	8	8	0	0	0	0
Native American	51	13	38	0	0	6	6
Hispanic	1	1	0	0	0	0	0
<b>Presenting Problem/Diagnosis</b>							
Alcohol Abuse	41	6	35	0	0	1	0
Developmental Disorder	9	2	4	0	1	2	4
Mood Disorder	65	61	1	0	0	10	1
Non Alcohol/Drug Related Organic	3	3	0	0	0	0	0
Other Non-Psychotic	26	11	8	0	0	8	14
Other Psychotic	17	17	0	0	0	3	1
Personality Disorder	1	1	0	0	0	0	0
Schizophrenia	19	19	0	0	0	4	0
Social Conditions	36	0	27	8	0	7	8
Substance Related	57	9	49	0	0	5	2
<b>Other Indicators</b>							
Deaf and Hearing Impaired	2	2	0	0	0	1	0
Dual Diagnosis	19	18	1	0	0	4	0
Homeless	7	2	2	3	0	1	0
SED (6-17)	1	1	0	0	0	0	0
SMI (If ever)	85	76	10	2	1	17	2

Notes: The same client may be counted in more than one category, e.g., clients can receive services under more than one contract source, in more than one "County of Residence," or may have multiple "Other Indicators." Please see Definition page for other considerations.



Oklahoma Department of Mental Health and Substance Abuse Services  
**Counts of Admitted Clients Served by Funding Source for Each County of Residence During FY1999**

**COUNTY OF RESIDENCE = BEAVER**

	Funding Source						
	Total	Mental Health	Substance Abuse	Domestic Violence	Residential Care	Medicaid	Other
<b>Total</b>							
Unduplicated Count	41	34	8	2	0	10	0
<b>Agency Type</b>							
Community Mental Health Center	35	34	4	0	0	10	0
Domestic Violence and Sexual Assault	2	0	0	2	0	0	0
Hospital	1	1	0	0	0	0	0
Substance Abuse	5	0	5	0	0	0	0
<b>Sex</b>							
Female	22	19	2	1	0	3	0
Male	19	15	6	1	0	7	0
<b>Age</b>							
0-04	1	0	1	0	0	0	0
05-17	5	4	0	1	0	0	0
18-20	2	1	1	0	0	0	0
21-24	1	0	1	0	0	0	0
25-34	6	4	4	0	0	2	0
35-44	9	9	1	0	0	2	0
45-54	9	8	0	1	0	2	0
55-64	7	7	0	0	0	3	0
65-74	1	1	0	0	0	1	0
<b>Race</b>							
White	40	34	7	2	0	10	0
Black	1	0	1	0	0	0	0
<b>Presenting Problem/Diagnosis</b>							
Alcohol Abuse	5	4	4	0	0	1	0
Developmental Disorder	1	1	0	0	0	0	0
Mood Disorder	16	16	0	0	0	3	0
Non Alcohol/Drug Related Organic	4	4	0	0	0	2	0
Other Non-Psychotic	2	2	0	0	0	0	0
Other Psychotic	3	3	0	0	0	2	0
Schizophrenia	4	4	0	0	0	2	0
Social Conditions	2	0	0	2	0	0	0
Substance Related	4	0	4	0	0	0	0
Deferred/No Diagnosis	1	0	1	0	0	0	0
<b>Other Indicators</b>							
Dual Diagnosis	6	6	0	0	0	3	0
Homeless	4	1	3	0	0	0	0
SED (6-17)	2	2	0	0	0	0	0
SMI (If ever)	20	19	1	0	0	9	0

Notes: The same client may be counted in more than one category, e.g., clients can receive services under more than one contract source, in more than one "County of Residence," or may have multiple "Other Indicators." Please see Definition page for other considerations.

Oklahoma Department of Mental Health and Substance Abuse Services  
**Counts of Admitted Clients Served by Funding Source for Each County of Residence During FY1999**

**COUNTY OF RESIDENCE = BECKHAM**

	Funding Source						
	Total	Mental Health	Substance Abuse	Domestic Violence	Residential Care	Medicaid	Other
<b>Total</b>							
Unduplicated Count	613	395	123	81	0	150	39
<b>Agency Type</b>							
Community Mental Health Center	429	387	5	0	0	150	37
Domestic Violence and Sexual Assault	81	0	0	81	0	0	0
Hospital	13	13	0	0	0	0	0
Substance Abuse	120	0	119	0	0	0	2
<b>Sex</b>							
Female	330	225	39	58	0	102	22
Male	283	170	84	23	0	48	17
<b>Age</b>							
0-04	26	4	2	19	0	4	1
05-17	89	56	6	22	0	24	5
18-20	30	20	9	3	0	4	0
21-24	57	40	11	6	0	12	1
25-34	143	85	40	16	0	33	4
35-44	153	102	39	10	0	38	11
45-54	76	55	14	4	0	17	7
55-64	31	26	1	1	0	14	6
65-74	8	7	1	0	0	4	4
<b>Race</b>							
White	522	347	99	65	0	136	37
Black	25	11	12	0	0	9	0
Native American	34	15	6	12	0	1	2
Hispanic	31	22	5	4	0	4	0
Asian	1	0	1	0	0	0	0
<b>Presenting Problem/Diagnosis</b>							
Alcohol Abuse	51	20	34	0	0	0	1
Developmental Disorder	25	20	0	1	0	11	2
Mood Disorder	189	172	1	0	0	64	19
Non Alcohol/Drug Related Organic	2	1	0	0	0	2	0
Other Non-Psychotic	127	114	0	0	0	46	7
Other Psychotic	20	19	0	0	0	8	0
Personality Disorder	4	4	0	0	0	1	0
Schizophrenia	29	27	0	0	0	14	9
Social Conditions	87	5	2	80	0	2	0
Substance Related	97	18	84	0	0	2	1
Deferred/No Diagnosis	3	0	3	0	0	0	0
<b>Other Indicators</b>							
Deaf and Hearing Impaired	11	5	4	1	0	3	3
Dual Diagnosis	46	44	2	0	0	13	5
Homeless	32	6	4	21	0	1	0
SED (6-17)	46	39	3	0	0	14	3
SMI (If ever)	249	208	24	7	0	96	28

Notes: The same client may be counted in more than one category, e.g., clients can receive services under more than one contract source, in more than one "County of Residence," or may have multiple "Other Indicators." Please see Definition page for other considerations.

Oklahoma Department of Mental Health and Substance Abuse Services  
**Counts of Admitted Clients Served by Funding Source for Each County of Residence During FY1999**

**COUNTY OF RESIDENCE = BLAINE**

	Funding Source						
	Total	Mental Health	Substance Abuse	Domestic Violence	Residential Care	Medicaid	Other
<b>Total</b>							
Unduplicated Count	268	190	45	30	0	73	11
<b>Agency Type</b>							
Community Mental Health Center	218	188	15	0	0	73	10
Domestic Violence and Sexual Assault	30	0	0	30	0	0	0
Hospital	2	2	0	0	0	0	0
Substance Abuse	32	0	32	0	0	0	1
<b>Sex</b>							
Female	145	111	14	20	0	49	7
Male	123	79	31	10	0	24	4
<b>Age</b>							
0-04	7	1	3	2	0	2	0
05-17	63	54	0	8	0	21	0
18-20	16	13	2	1	0	4	0
21-24	21	15	4	3	0	6	0
25-34	66	44	16	9	0	10	4
35-44	61	41	13	5	0	15	6
45-54	20	13	6	1	0	6	0
55-64	9	5	0	1	0	6	0
65-74	4	3	1	0	0	2	1
75-84	1	1	0	0	0	1	0
<b>Race</b>							
White	216	155	27	27	0	60	9
Black	14	13	2	0	0	4	1
Native American	27	14	14	2	0	5	0
Hispanic	12	9	1	1	0	4	1
Asian	1	0	1	0	0	0	0
<b>Presenting Problem/Diagnosis</b>							
Alcohol Abuse	36	13	21	0	0	5	1
Developmental Disorder	20	19	0	0	0	8	0
Mood Disorder	64	60	0	0	0	19	6
Non Alcohol/Drug Related Organic	1	1	0	0	0	0	0
Other Non-Psychotic	72	63	0	0	0	30	3
Other Psychotic	6	6	0	0	0	2	0
Personality Disorder	2	2	0	0	0	1	0
Schizophrenia	9	9	0	0	0	6	0
Social Conditions	41	11	0	30	0	1	1
Substance Related	26	8	20	0	0	1	0
Deferred/No Diagnosis	5	0	5	0	0	0	0
<b>Other Indicators</b>							
Dual Diagnosis	12	12	0	0	0	1	0
Homeless	12	9	3	0	0	1	0
SED (6-17)	34	33	0	0	0	16	0
SMI (If ever)	116	99	13	2	0	42	11

Notes: The same client may be counted in more than one category, e.g., clients can receive services under more than one contract source, in more than one "County of Residence," or may have multiple "Other Indicators." Please see Definition page for other considerations.

Oklahoma Department of Mental Health and Substance Abuse Services  
**Counts of Admitted Clients Served by Funding Source for Each County of Residence During FY1999**

**COUNTY OF RESIDENCE = BRYAN**

	Funding Source						
	Total	Mental Health	Substance Abuse	Domestic Violence	Residential Care	Medicaid	Other
<b>Total</b>							
Unduplicated Count	1,010	636	159	195	0	187	351
<b>Agency Type</b>							
Community Mental Health Center	714	622	35	0	0	186	343
Domestic Violence and Sexual Assault	195	0	0	195	0	0	0
Hospital	30	30	0	0	0	0	0
Substance Abuse	130	0	130	0	0	1	9
<b>Sex</b>							
Female	542	323	51	150	0	128	163
Male	468	313	108	45	0	59	188
<b>Age</b>							
0-04	62	32	2	28	0	0	31
05-17	280	193	8	61	0	5	191
18-20	51	29	22	4	0	5	16
21-24	67	36	15	16	0	9	7
25-34	184	97	41	46	0	44	21
35-44	198	132	47	30	0	58	42
45-54	107	75	20	9	0	36	19
55-64	41	31	2	1	0	18	14
65-74	14	9	2	0	0	8	8
75-84	5	1	0	0	0	3	2
85+	1	1	0	0	0	1	0
<b>Race</b>							
White	837	533	130	160	0	160	297
Black	16	10	1	3	0	4	7
Native American	140	83	27	27	0	17	41
Hispanic	25	15	2	7	0	6	6
<b>Presenting Problem/Diagnosis</b>							
Alcohol Abuse	63	20	52	0	0	6	8
Developmental Disorder	50	45	0	0	0	1	40
Mood Disorder	218	195	3	0	0	75	67
Non Alcohol/Drug Related Organic	8	6	0	0	0	3	0
Other Non-Psychotic	266	233	5	0	0	44	169
Other Psychotic	38	35	0	0	0	16	12
Personality Disorder	7	5	0	0	0	4	2
Schizophrenia	38	35	0	0	0	25	15
Social Conditions	259	49	6	195	0	9	27
Substance Related	105	23	93	0	0	4	12
Deferred/No Diagnosis	1	0	1	0	0	0	0
<b>Other Indicators</b>							
Deaf and Hearing Impaired	4	3	1	1	0	1	1
Dual Diagnosis	37	35	2	0	0	13	3
Homeless	128	16	2	112	0	5	3
SED (6-17)	43	41	0	0	0	0	35
SMI (If ever)	290	244	15	15	0	137	79

Notes: The same client may be counted in more than one category, e.g., clients can receive services under more than one contract source, in more than one "County of Residence," or may have multiple "Other Indicators." Please see Definition page for other considerations.

Oklahoma Department of Mental Health and Substance Abuse Services  
**Counts of Admitted Clients Served by Funding Source for Each County of Residence During FY1999**

**COUNTY OF RESIDENCE = CADDO**

		Funding Source						
		Total	Mental Health	Substance Abuse	Domestic Violence	Residential Care	Medicaid	Other
<b>Total</b>	Unduplicated Count	382	182	150	37	0	27	28
<b>Agency Type</b>	Community Mental Health Center	203	173	21	0	0	24	8
	Domestic Violence and Sexual Assault	37	0	0	37	0	0	0
	Hospital	12	12	0	0	0	0	0
	Substance Abuse	144	0	134	0	0	3	20
<b>Sex</b>	Female	173	93	41	31	0	21	12
	Male	209	89	109	6	0	6	16
<b>Age</b>	0-04	7	1	2	4	0	0	0
	05-17	65	30	22	10	0	6	6
	18-20	23	9	10	2	0	0	3
	21-24	29	11	16	2	0	2	1
	25-34	83	29	45	7	0	3	7
	35-44	99	56	37	8	0	4	9
	45-54	42	25	12	2	0	4	2
	55-64	21	12	6	2	0	2	0
	65-74	10	7	0	0	0	4	0
	75-84	3	2	0	0	0	2	0
<b>Race</b>	White	194	120	52	18	0	20	5
	Black	29	14	15	0	0	1	1
	Native American	141	40	72	19	0	5	21
	Hispanic	17	7	11	0	0	1	1
	Asian	1	1	0	0	0	0	0
<b>Presenting Problem/Diagnosis</b>	Alcohol Abuse	84	14	70	2	0	2	11
	Developmental Disorder	17	16	0	0	0	2	1
	Mood Disorder	75	68	1	0	0	13	0
	Non Alcohol/Drug Related Organic	1	1	0	0	0	0	0
	Other Non-Psychotic	36	31	0	0	0	3	5
	Other Psychotic	27	24	1	0	0	2	0
	Personality Disorder	2	2	0	0	0	1	1
	Schizophrenia	21	21	0	0	0	1	0
	Social Conditions	49	5	11	33	0	1	0
	Substance Related	78	2	70	0	0	2	10
	Deferred/No Diagnosis	5	0	3	2	0	0	0
<b>Other Indicators</b>	Deaf and Hearing Impaired	4	3	1	0	0	1	1
	Dual Diagnosis	20	18	2	0	0	1	0
	Homeless	20	7	10	3	0	0	0
	SED (6-17)	10	9	1	0	0	3	0
	SMI (If ever)	109	88	14	2	0	17	2

Notes: The same client may be counted in more than one category, e.g., clients can receive services under more than one contract source, in more than one "County of Residence," or may have multiple "Other Indicators." Please see Definition page for other considerations.

Oklahoma Department of Mental Health and Substance Abuse Services  
**Counts of Admitted Clients Served by Funding Source for Each County of Residence During FY1999**

**COUNTY OF RESIDENCE = CANADIAN**

	Funding Source						
	Total	Mental Health	Substance Abuse	Domestic Violence	Residential Care	Medicaid	Other
<b>Total</b>							
Unduplicated Count	860	518	123	126	27	167	10
<b>Agency Type</b>							
Community Mental Health Center	616	505	29	0	0	166	4
Domestic Violence and Sexual Assault	128	0	4	126	0	0	0
Hospital	18	18	0	0	0	0	0
Other	1	1	0	0	0	0	0
Residential Care	27	0	0	0	27	0	0
Substance Abuse	99	0	96	0	0	2	6
<b>Sex</b>							
Female	501	305	40	102	13	111	4
Male	359	213	83	24	14	56	6
<b>Age</b>							
0-04	24	5	6	13	0	1	1
05-17	117	71	17	27	0	4	3
18-20	41	25	9	6	1	4	1
21-24	56	38	11	2	1	10	1
25-34	211	128	33	36	4	36	1
35-44	211	131	32	29	3	46	2
45-54	122	79	13	10	4	35	1
55-64	50	27	2	1	8	21	0
65-74	27	13	0	2	6	9	0
85+	1	1	0	0	0	1	0
<b>Race</b>							
White	735	461	92	100	23	146	7
Black	46	19	10	7	4	12	1
Native American	54	23	18	14	0	7	0
Hispanic	24	14	4	5	0	2	1
Asian	2	1	0	0	0	0	1
<b>Presenting Problem/Diagnosis</b>							
Alcohol Abuse	50	19	31	1	0	1	1
Developmental Disorder	36	23	1	0	0	12	2
Mood Disorder	310	268	3	0	3	74	0
Non Alcohol/Drug Related Organic	10	8	0	0	0	5	0
Other Non-Psychotic	124	108	0	0	0	30	0
Other Psychotic	44	34	2	0	3	13	1
Personality Disorder	1	1	0	0	0	1	0
Schizophrenia	48	36	1	0	0	26	1
Social Conditions	163	16	2	124	20	1	2
Substance Related	86	12	74	0	0	4	3
Deferred/No Diagnosis	10	0	9	1	1	0	0
<b>Other Indicators</b>							
Deaf and Hearing Impaired	3	1	0	0	0	2	0
Dual Diagnosis	42	34	5	0	0	12	1
Homeless	64	10	10	43	0	1	0
SED (6-17)	23	17	6	0	0	1	0
SMI (If ever)	431	306	28	11	26	139	4

Notes: The same client may be counted in more than one category, e.g., clients can receive services under more than one contract source, in more than one "County of Residence," or may have multiple "Other Indicators." Please see Definition page for other considerations.

Oklahoma Department of Mental Health and Substance Abuse Services  
**Counts of Admitted Clients Served by Funding Source for Each County of Residence During FY1999**

**COUNTY OF RESIDENCE = CARTER**

	Funding Source						
	Total	Mental Health	Substance Abuse	Domestic Violence	Residential Care	Medicaid	Other
<b>Total</b>							
Unduplicated Count	820	608	121	116	1	181	256
<b>Agency Type</b>							
Community Mental Health Center	655	594	63	0	0	179	255
Domestic Violence and Sexual Assault	118	0	2	116	0	0	0
Hospital	39	39	0	0	0	0	0
Residential Care	1	0	0	0	1	0	0
Substance Abuse	64	0	63	3	0	3	1
<b>Sex</b>							
Female	423	296	45	95	0	123	99
Male	397	312	76	21	1	58	157
<b>Age</b>							
0-04	45	13	6	21	0	0	17
05-17	101	62	6	20	0	5	72
18-20	28	17	6	9	0	3	5
21-24	48	35	13	6	0	7	8
25-34	178	128	30	36	1	41	24
35-44	225	179	44	21	0	55	47
45-54	117	103	13	3	0	38	41
55-64	45	40	1	0	0	18	22
65-74	23	21	2	0	0	8	19
75-84	9	9	0	0	0	6	1
85+	1	1	0	0	0	0	0
<b>Race</b>							
White	652	482	94	94	1	140	206
Black	92	78	16	5	0	30	29
Native American	57	39	9	9	0	9	13
Hispanic	23	12	2	7	0	2	8
Asian	1	0	0	1	0	0	0
<b>Presenting Problem/Diagnosis</b>							
Alcohol Abuse	55	35	36	0	0	4	5
Developmental Disorder	43	34	0	0	0	3	40
Mood Disorder	252	232	4	0	0	81	86
Non Alcohol/Drug Related Organic	9	9	0	0	0	6	1
Other Non-Psychotic	112	105	0	0	0	20	44
Other Psychotic	60	56	1	0	1	21	18
Personality Disorder	1	0	0	0	0	1	0
Schizophrenia	78	75	2	0	0	34	39
Social Conditions	144	23	6	115	0	5	16
Substance Related	88	50	68	0	0	7	7
Deferred/No Diagnosis	8	0	7	1	0	0	0
<b>Other Indicators</b>							
Deaf and Hearing Impaired	2	2	0	0	0	1	1
Dual Diagnosis	66	61	8	0	0	19	25
Homeless	90	16	8	64	0	4	9
SED (6-17)	17	14	1	0	0	2	15
SMI (If ever)	380	359	26	11	1	140	132

Notes: The same client may be counted in more than one category, e.g., clients can receive services under more than one contract source, in more than one "County of Residence," or may have multiple "Other Indicators." Please see Definition page for other considerations.

Oklahoma Department of Mental Health and Substance Abuse Services  
**Counts of Admitted Clients Served by Funding Source for Each County of Residence During FY1999**

**COUNTY OF RESIDENCE = CHEROKEE**

	Funding Source						
	Total	Mental Health	Substance Abuse	Domestic Violence	Residential Care	Medicaid	Other
<b>Total</b>							
Unduplicated Count	726	330	110	204	92	133	248
<b>Agency Type</b>							
Community Mental Health Center	402	325	59	0	0	132	236
Domestic Violence and Sexual Assault	204	0	0	204	0	0	0
Hospital	5	5	0	0	0	0	0
Other	4	0	4	0	0	0	0
Residential Care	92	0	0	0	92	0	0
Substance Abuse	53	0	51	0	0	1	12
<b>Sex</b>							
Female	435	206	39	160	38	88	148
Male	291	124	71	44	54	45	100
<b>Age</b>							
0-04	45	2	4	37	0	2	5
05-17	117	37	9	61	0	5	43
18-20	38	16	8	14	2	4	10
21-24	50	23	8	17	6	5	12
25-34	148	58	27	47	19	20	43
35-44	157	80	43	20	26	39	55
45-54	102	68	7	8	22	33	45
55-64	49	33	3	0	12	18	24
65-74	16	11	1	0	4	6	9
75-84	4	2	0	0	1	1	2
<b>Race</b>							
White	491	256	76	94	75	109	195
Black	18	10	1	2	3	6	4
Native American	196	58	31	94	14	16	46
Hispanic	24	6	2	14	0	2	3
<b>Presenting Problem/Diagnosis</b>							
Alcohol Abuse	41	7	36	0	0	0	6
Developmental Disorder	15	9	2	0	2	3	9
Mood Disorder	188	164	10	0	7	62	111
Non Alcohol/Drug Related Organic	6	6	0	0	0	3	4
Other Non-Psychotic	78	60	4	0	0	13	50
Other Psychotic	91	25	4	1	65	15	18
Personality Disorder	2	2	0	0	0	2	2
Schizophrenia	37	34	2	0	0	27	28
Social Conditions	226	8	5	197	17	3	7
Substance Related	54	15	41	1	0	5	13
Deferred/No Diagnosis	14	0	8	5	1	0	0
<b>Other Indicators</b>							
Deaf and Hearing Impaired	4	1	2	1	0	0	0
Dual Diagnosis	25	16	12	0	0	7	10
Homeless	89	4	6	74	1	2	2
SED (6-17)	27	18	1	0	0	3	20
SMI (If ever)	349	221	32	18	91	108	161

Notes: The same client may be counted in more than one category, e.g., clients can receive services under more than one contract source, in more than one "County of Residence," or may have multiple "Other Indicators." Please see Definition page for other considerations.



Oklahoma Department of Mental Health and Substance Abuse Services  
**Counts of Admitted Clients Served by Funding Source for Each County of Residence During FY1999**

**COUNTY OF RESIDENCE = CHOCTAW**

	Funding Source						
	Total	Mental Health	Substance Abuse	Domestic Violence	Residential Care	Medicaid	Other
<b>Total</b>							
Unduplicated Count	405	212	136	67	4	82	27
<b>Agency Type</b>							
Community Mental Health Center	215	210	6	0	0	81	4
Domestic Violence and Sexual Assault	67	0	0	67	0	0	0
Hospital	7	7	0	0	0	0	0
Residential Care	4	0	0	0	4	0	0
Substance Abuse	135	0	132	0	0	1	23
<b>Sex</b>							
Female	199	114	50	46	1	45	8
Male	206	98	86	21	3	37	19
<b>Age</b>							
0-04	4	0	3	1	0	0	0
05-17	39	10	20	6	0	8	9
18-20	23	6	13	5	0	0	2
21-24	30	11	11	9	0	3	2
25-34	98	45	34	23	2	12	6
35-44	114	69	31	18	2	30	2
45-54	57	40	15	4	0	17	0
55-64	31	23	8	1	0	9	3
65-74	5	4	1	0	0	3	0
75-84	4	4	0	0	0	0	3
<b>Race</b>							
White	288	151	92	49	4	53	19
Black	70	43	23	7	0	18	4
Native American	42	14	19	11	0	9	3
Hispanic	6	3	3	0	0	2	1
Asian	1	1	0	0	0	0	0
<b>Presenting Problem/Diagnosis</b>							
Alcohol Abuse	64	6	59	3	0	0	10
Developmental Disorder	48	8	0	37	1	7	2
Mood Disorder	111	106	0	2	2	31	0
Non Alcohol/Drug Related Organic	6	5	0	0	0	4	0
Other Non-Psychotic	23	18	4	0	0	7	7
Other Psychotic	29	29	0	0	0	11	1
Personality Disorder	1	1	0	0	0	1	0
Schizophrenia	26	25	0	0	0	19	0
Social Conditions	28	0	3	24	1	0	0
Substance Related	77	16	64	1	0	2	7
Deferred/No Diagnosis	7	0	7	0	0	0	0
<b>Other Indicators</b>							
Dual Diagnosis	30	30	0	0	0	8	0
Homeless	8	1	2	5	0	0	0
SED (6-17)	11	10	1	0	0	8	0
SMI (If ever)	134	120	9	6	4	54	5

Notes: The same client may be counted in more than one category, e.g., clients can receive services under more than one contract source, in more than one "County of Residence," or may have multiple "Other Indicators." Please see Definition page for other considerations.

Oklahoma Department of Mental Health and Substance Abuse Services  
 Counts of Admitted Clients Served by Funding Source for Each County of Residence During FY1999

COUNTY OF RESIDENCE = CIMARRON

	Funding Source						
	Total	Mental Health	Substance Abuse	Domestic Violence	Residential Care	Medicaid	Other
<b>Total</b>							
Unduplicated Count	29	21	5	2	1	7	1
<b>Agency Type</b>							
Community Mental Health Center	21	21	0	0	0	7	0
Domestic Violence and Sexual Assault	2	0	0	2	0	0	0
Residential Care	1	0	0	0	1	0	0
Substance Abuse	5	0	5	0	0	0	1
<b>Sex</b>							
Female	20	14	3	2	1	4	1
Male	9	7	2	0	0	3	0
<b>Age</b>							
05-17	3	2	1	0	0	2	0
21-24	1	0	1	0	0	0	0
25-34	5	2	1	2	0	0	0
35-44	6	5	1	0	0	1	0
45-54	6	5	1	0	0	2	1
55-64	5	4	0	0	1	2	0
75-84	1	1	0	0	0	0	0
85+	2	2	0	0	0	0	0
<b>Race</b>							
White	22	16	3	2	1	5	0
Black	1	0	1	0	0	0	1
Hispanic	6	5	1	0	0	2	0
<b>Presenting Problem/Diagnosis</b>							
Alcohol Abuse	2	1	1	0	0	0	0
Mood Disorder	11	11	0	0	0	2	0
Non Alcohol/Drug Related Organic	3	3	0	0	0	0	0
Other Non-Psychotic	2	2	0	0	0	1	0
Schizophrenia	4	4	0	0	0	4	0
Social Conditions	3	0	0	2	1	0	0
Substance Related	4	0	4	0	0	0	1
<b>Other Indicators</b>							
Dual Diagnosis	4	4	0	0	0	2	0
Homeless	1	0	0	0	1	0	0
SED (6-17)	2	2	0	0	0	2	0
SMI (If ever)	11	9	0	1	1	4	0

Notes: The same client may be counted in more than one category, e.g., clients can receive services under more than one contract source, in more than one "County of Residence," or may have multiple "Other Indicators." Please see Definition page for other considerations.

Oklahoma Department of Mental Health and Substance Abuse Services  
**Counts of Admitted Clients Served by Funding Source for Each County of Residence During FY1999**

**COUNTY OF RESIDENCE = CLEVELAND**

	Funding Source						
	Total	Mental Health	Substance Abuse	Domestic Violence	Residential Care	Medicaid	
<b>Total</b>							
Unduplicated Count	3,250	1,471	939	238	84	589	1,256
<b>Agency Type</b>							
Community Mental Health Center	1,541	1,013	26	0	0	580	905
Domestic Violence and Sexual Assault	238	0	0	238	0	0	0
Hospital	221	221	0	0	0	0	0
Other	352	352	0	0	0	0	0
Residential Care	84	0	0	0	84	0	0
Substance Abuse	1,112	0	916	0	0	10	360
<b>Sex</b>							
Female	1,607	794	345	209	37	369	595
Male	1,643	677	594	29	47	220	661
<b>Age</b>							
0-04	50	27	2	19	0	0	6
05-17	540	268	138	34	0	7	231
18-20	222	81	116	14	1	9	64
21-24	224	86	99	14	4	21	65
25-34	648	287	222	48	6	81	231
35-44	836	387	250	75	31	166	303
45-54	418	224	87	24	19	123	190
55-64	190	78	22	9	17	89	91
65-74	78	27	3	1	3	54	49
75-84	34	6	0	0	3	29	23
85+	10	0	0	0	0	10	3
<b>Race</b>							
White	2,734	1,275	783	191	75	513	1,072
Black	239	85	66	12	6	46	95
Native American	185	67	61	20	2	19	60
Hispanic	92	40	28	8	1	7	25
Asian	22	11	2	8	0	4	4
<b>Presenting Problem/Diagnosis</b>							
Alcohol Abuse	256	40	193	0	0	4	75
Developmental Disorder	125	78	0	0	9	6	94
Mood Disorder	791	575	5	4	47	208	406
Non Alcohol/Drug Related Organic	16	7	0	0	0	11	4
Other Non-Psychotic	204	143	2	0	0	38	103
Other Psychotic	270	171	1	0	22	140	122
Personality Disorder	1	1	0	0	0	1	0
Schizophrenia	250	122	2	0	0	170	134
Social Conditions	698	345	113	230	1	4	52
Substance Related	759	39	585	0	0	11	264
Deferred/No Diagnosis	66	2	50	4	5	2	11
<b>Other Indicators</b>							
Deaf and Hearing Impaired	19	11	2	0	0	7	10
Dual Diagnosis	263	196	17	0	0	95	135
Homeless	186	66	41	85	0	4	12
SED (6-17)	158	118	5	0	0	4	94
SMI (If ever)	1,243	755	142	29	82	520	609

Notes: The same client may be counted in more than one category, e.g., clients can receive services under more than one contract source, in more than one "County of Residence," or may have multiple "Other Indicators." Please see Definition page for other considerations.

Oklahoma Department of Mental Health and Substance Abuse Services  
**Counts of Admitted Clients Served by Funding Source for Each County of Residence During FY1999**

**COUNTY OF RESIDENCE = COAL**

	Funding Source						
	Total	Mental Health	Substance Abuse	Domestic Violence	Residential Care	Medicaid	Other
<b>Total</b>							
Unduplicated Count	200	63	89	18	2	45	47
<b>Agency Type</b>							
Community Mental Health Center	63	61	0	0	0	10	13
Domestic Violence and Sexual Assault	18	0	0	18	0	0	0
Hospital	2	2	0	0	0	0	0
Residential Care	2	0	0	0	2	0	0
Substance Abuse	120	0	89	0	0	36	34
<b>Sex</b>							
Female	100	38	41	9	0	35	27
Male	100	25	48	9	2	10	20
<b>Age</b>							
0-04	9	2	1	3	0	1	5
05-17	61	10	22	4	0	21	34
18-20	7	0	7	0	0	0	0
21-24	14	6	5	4	0	2	0
25-34	40	10	24	4	0	11	2
35-44	29	9	18	1	1	5	0
45-54	21	12	6	2	1	1	3
55-64	19	14	6	0	0	4	3
<b>Race</b>							
White	176	50	77	18	2	42	46
Black	1	1	0	0	0	1	0
Native American	23	11	11	0	0	2	1
Asian	2	1	1	0	0	0	0
<b>Presenting Problem/Diagnosis</b>							
Alcohol Abuse	35	3	31	0	0	4	1
Developmental Disorder	31	4	14	0	0	19	17
Mood Disorder	27	23	3	1	0	7	4
Non Alcohol/Drug Related Organic	1	1	0	0	0	0	0
Other Non-Psychotic	29	12	3	0	0	4	20
Other Psychotic	12	11	0	0	1	4	0
Schizophrenia	7	7	1	0	0	1	2
Social Conditions	34	1	12	17	1	3	2
Substance Related	27	2	25	0	0	4	1
<b>Other Indicators</b>							
Dual Diagnosis	7	6	2	0	0	3	0
Homeless	12	1	0	11	0	0	0
SED (6-17)	4	4	0	0	0	0	0
SMI (If ever)	37	31	4	1	2	10	5

Notes: The same client may be counted in more than one category, e.g., clients can receive services under more than one contract source, in more than one "County of Residence," or may have multiple "Other Indicators." Please see Definition page for other considerations.

Oklahoma Department of Mental Health and Substance Abuse Services  
**Counts of Admitted Clients Served by Funding Source for Each County of Residence During FY1999**

**COUNTY OF RESIDENCE = COMANCHE**

	Funding Source						
	Total	Mental Health	Substance Abuse	Domestic Violence	Residential Care	Medicaid	Other
<b>Total</b>							
Unduplicated Count	1,416	839	343	286	61	13	8
<b>Agency Type</b>							
Community Mental Health Center	896	819	112	0	0	13	3
Domestic Violence and Sexual Assault	286	0	0	286	0	0	0
Hospital	11	11	0	0	0	0	0
Residential Care	61	31	0	0	61	0	0
Substance Abuse	254	0	251	0	0	0	5
<b>Sex</b>							
Female	761	465	109	233	29	3	1
Male	655	374	234	53	32	10	7
<b>Age</b>							
0-04	68	22	0	47	0	0	0
05-17	233	150	8	66	0	9	4
18-20	57	27	12	21	0	0	0
21-24	93	49	31	22	0	1	0
25-34	281	149	101	57	6	0	1
35-44	380	215	132	50	17	3	1
45-54	188	138	43	16	21	0	2
55-64	81	60	15	5	9	0	0
65-74	29	24	1	2	6	0	0
75-84	4	4	0	0	1	0	0
85+	2	1	0	0	1	0	0
<b>Race</b>							
White	836	532	206	137	42	5	5
Black	391	216	78	109	11	6	2
Native American	108	39	50	16	4	2	2
Hispanic	70	33	12	25	3	0	0
Asian	23	22	1	0	1	0	0
<b>Presenting Problem/Diagnosis</b>							
Alcohol Abuse	194	39	169	0	0	0	1
Developmental Disorder	83	68	1	1	18	3	0
Mood Disorder	280	268	13	3	3	5	0
Non Alcohol/Drug Related Organic	4	4	0	0	0	0	0
Other Non-Psychotic	169	166	3	0	0	3	2
Other Psychotic	117	112	3	0	6	1	0
Personality Disorder	1	1	0	0	0	0	1
Schizophrenia	119	119	2	0	0	0	0
Social Conditions	271	35	1	226	24	1	1
Substance Related	192	39	171	1	0	0	3
Deferred/No Diagnosis	69	9	1	55	10	0	0
<b>Other Indicators</b>							
Deaf and Hearing Impaired	5	3	2	0	0	0	0
Dual Diagnosis	36	32	8	0	0	1	0
Homeless	133	24	96	17	1	0	0
SED (6-17)	46	34	1	1	0	8	3
SMI (If ever)	410	355	42	17	59	3	1

Notes: The same client may be counted in more than one category, e.g., clients can receive services under more than one contract source, in more than one "County of Residence," or may have multiple "Other Indicators." Please see Definition page for other considerations.

Oklahoma Department of Mental Health and Substance Abuse Services  
**Counts of Admitted Clients Served by Funding Source for Each County of Residence During FY1999**

**COUNTY OF RESIDENCE = COTTON**

	Funding Source						
	Total	Mental Health	Substance Abuse	Domestic Violence	Residential Care	Medicaid	Other
<b>Total</b>							
Unduplicated Count	73	37	30	11	1	0	0
<b>Agency Type</b>							
Community Mental Health Center	38	36	6	0	0	0	0
Domestic Violence and Sexual Assault	11	0	0	11	0	0	0
Hospital	1	1	0	0	0	0	0
Residential Care	1	0	0	0	1	0	0
Substance Abuse	24	0	24	0	0	0	0
<b>Sex</b>							
Female	28	17	9	6	0	0	0
Male	45	20	21	5	1	0	0
<b>Age</b>							
0-04	2	0	0	2	0	0	0
05-17	12	6	2	4	0	0	0
18-20	7	1	7	0	0	0	0
21-24	8	3	5	0	0	0	0
25-34	8	5	2	2	0	0	0
35-44	21	14	9	2	0	0	0
45-54	10	5	4	1	0	0	0
55-64	1	0	1	0	0	0	0
65-74	2	2	0	0	0	0	0
75-84	2	1	0	0	1	0	0
<b>Race</b>							
White	56	31	25	5	1	0	0
Black	8	1	1	6	0	0	0
Native American	8	4	4	0	0	0	0
Hispanic	2	1	1	0	0	0	0
<b>Presenting Problem/Diagnosis</b>							
Alcohol Abuse	10	2	9	0	0	0	0
Mood Disorder	15	15	1	0	0	0	0
Other Non-Psychotic	8	8	0	0	0	0	0
Other Psychotic	6	6	0	0	0	0	0
Schizophrenia	2	2	0	0	0	0	0
Social Conditions	17	2	4	11	0	0	0
Substance Related	17	2	17	0	0	0	0
Deferred/No Diagnosis	1	0	0	0	1	0	0
<b>Other Indicators</b>							
Dual Diagnosis	1	1	0	0	0	0	0
Homeless	1	1	0	0	0	0	0
SED (6-17)	2	2	0	0	0	0	0
SMI (If ever)	17	14	4	1	1	0	0

Notes: The same client may be counted in more than one category, e.g., clients can receive services under more than one contract source, in more than one "County of Residence," or may have multiple "Other Indicators." Please see Definition page for other considerations.

Oklahoma Department of Mental Health and Substance Abuse Services  
**Counts of Admitted Clients Served by Funding Source for Each County of Residence During FY1999**

**COUNTY OF RESIDENCE = CRAIG**

	Funding Source						
	Total	Mental Health	Substance Abuse	Domestic Violence	Residential Care	Medicaid	Other
<b>Total</b>							
Unduplicated Count	574	256	70	32	203	196	212
<b>Agency Type</b>							
Community Mental Health Center	405	212	1	0	0	196	210
Domestic Violence and Sexual Assault	32	0	1	32	0	0	0
Hospital	71	71	0	0	0	0	0
Other	3	0	3	0	0	0	0
Residential Care	203	0	0	0	203	0	0
Substance Abuse	67	0	66	0	0	0	2
<b>Sex</b>							
Female	228	92	22	21	73	83	77
Male	346	164	48	11	130	113	135
<b>Age</b>							
0-04	7	1	1	4	0	0	1
05-17	94	37	15	10	0	1	54
18-20	20	6	7	2	3	0	3
21-24	21	8	9	4	0	5	3
25-34	85	42	16	4	24	34	11
35-44	131	63	13	4	54	58	47
45-54	105	62	8	3	45	39	38
55-64	65	24	0	0	46	36	29
65-74	30	7	0	1	20	18	18
75-84	16	6	1	0	11	5	8
<b>Race</b>							
White	449	199	53	28	160	145	167
Black	45	15	5	0	24	24	13
Native American	82	37	12	4	11	22	26
Hispanic	15	5	0	0	5	4	5
Asian	4	2	0	0	3	1	1
<b>Presenting Problem/Diagnosis</b>							
Alcohol Abuse	22	3	19	0	1	0	0
Developmental Disorder	49	13	0	0	23	2	19
Mood Disorder	163	81	0	0	55	37	54
Non Alcohol/Drug Related Organic	7	3	0	0	0	5	1
Other Non-Psychotic	38	21	0	0	0	6	22
Other Psychotic	126	41	0	0	70	36	23
Personality Disorder	2	1	0	0	0	1	0
Schizophrenia	182	97	0	0	0	108	89
Social Conditions	65	1	3	32	30	0	1
Substance Related	53	6	46	0	0	1	3
Deferred/No Diagnosis	28	0	3	0	25	0	0
<b>Other Indicators</b>							
Deaf and Hearing Impaired	7	3	0	0	1	4	4
Dual Diagnosis	68	47	2	0	0	29	21
Homeless	38	3	4	20	12	0	0
SED (6-17)	51	25	0	0	0	0	43
SMI (If ever)	407	206	14	6	203	194	151

Notes: The same client may be counted in more than one category, e.g., clients can receive services under more than one contract source, in more than one "County of Residence," or may have multiple "Other Indicators." Please see Definition page for other considerations.

Oklahoma Department of Mental Health and Substance Abuse Services  
**Counts of Admitted Clients Served by Funding Source for Each County of Residence During FY1999**

**COUNTY OF RESIDENCE = CREEK**

	Funding Source						
	Total	Mental Health	Substance Abuse	Domestic Violence	Residential Care	Medicaid	Other
<b>Total</b>							
Unduplicated Count	851	455	245	63	1	232	243
<b>Agency Type</b>							
Community Mental Health Center	530	395	15	0	0	231	224
Domestic Violence and Sexual Assault	67	0	9	63	0	0	3
Hospital	83	83	0	0	0	0	0
Other	9	0	9	0	0	0	0
Residential Care	1	0	0	0	1	0	0
Substance Abuse	216	7	214	0	0	1	16
<b>Sex</b>							
Female	396	230	70	40	0	121	113
Male	455	225	175	23	1	111	130
<b>Age</b>							
0-04	12	2	1	4	0	1	7
05-17	107	79	5	5	0	30	73
18-20	48	27	19	4	0	7	5
21-24	55	24	20	10	0	6	6
25-34	207	99	85	21	1	39	32
35-44	223	113	83	12	0	47	47
45-54	115	60	24	7	0	52	41
55-64	55	38	4	0	0	30	22
65-74	20	11	2	0	0	13	8
75-84	6	2	2	0	0	4	2
85+	3	0	0	0	0	3	0
<b>Race</b>							
White	711	386	200	45	1	199	210
Black	46	26	13	3	0	16	8
Native American	83	42	27	8	0	13	24
Hispanic	17	4	5	7	0	3	1
Asian	3	1	1	0	0	1	0
<b>Presenting Problem/Diagnosis</b>							
Alcohol Abuse	79	2	75	0	0	0	6
Developmental Disorder	53	38	0	0	1	16	39
Mood Disorder	251	207	9	0	0	95	87
Non Alcohol/Drug Related Organic	8	6	0	0	0	5	3
Other Non-Psychotic	94	75	0	0	0	24	35
Other Psychotic	66	51	3	0	0	29	16
Personality Disorder	10	9	0	0	0	2	7
Schizophrenia	88	53	2	0	0	59	32
Social Conditions	78	11	9	62	0	0	7
Substance Related	150	14	142	1	0	3	11
Deferred/No Diagnosis	7	0	7	0	0	0	0
<b>Other Indicators</b>							
Deaf and Hearing Impaired	2	1	1	0	0	1	1
Dual Diagnosis	67	54	10	0	0	21	12
Homeless	20	7	5	7	0	3	1
SED (6-17)	68	51	2	0	0	28	55
SMI (If ever)	397	280	41	7	1	191	131

Notes: The same client may be counted in more than one category, e.g., clients can receive services under more than one contract source, in more than one "County of Residence," or may have multiple "Other Indicators." Please see Definition page for other considerations.



Oklahoma Department of Mental Health and Substance Abuse Services  
**Counts of Admitted Clients Served by Funding Source for Each County of Residence During FY1999**

**COUNTY OF RESIDENCE = CUSTER**

	Funding Source						
	Total	Mental Health	Substance Abuse	Domestic Violence	Residential Care	Medicaid	Other
<b>Total</b>							
Unduplicated Count	594	396	97	102	1	150	48
<b>Agency Type</b>							
Community Mental Health Center	442	394	32	0	0	150	46
Domestic Violence and Sexual Assault	102	0	0	102	0	0	0
Hospital	6	6	0	0	0	0	0
Residential Care	1	0	0	0	1	0	0
Substance Abuse	71	0	70	0	0	0	2
<b>Sex</b>							
Female	306	211	20	69	1	92	21
Male	288	185	77	33	0	58	27
<b>Age</b>							
0-04	30	6	1	22	0	5	0
05-17	56	34	2	16	0	15	2
18-20	34	26	7	4	0	1	0
21-24	57	34	11	13	0	11	0
25-34	143	89	28	22	0	42	7
35-44	150	108	31	17	1	32	13
45-54	81	65	14	4	0	25	15
55-64	33	27	2	2	0	14	9
65-74	8	7	1	0	0	5	2
75-84	2	0	0	2	0	0	0
<b>Race</b>							
White	447	319	72	60	1	118	37
Black	44	23	10	8	0	12	3
Native American	54	25	14	13	0	10	1
Hispanic	54	29	4	21	0	10	7
Asian	1	1	0	0	0	0	0
<b>Presenting Problem/Diagnosis</b>							
Alcohol Abuse	79	33	56	0	0	3	3
Developmental Disorder	17	14	0	0	0	8	0
Mood Disorder	165	149	7	0	1	60	24
Non Alcohol/Drug Related Organic	3	2	0	0	0	2	1
Other Non-Psychotic	108	101	2	0	0	31	3
Other Psychotic	26	24	0	0	0	12	3
Personality Disorder	12	11	0	0	0	5	1
Schizophrenia	43	38	0	0	0	21	11
Social Conditions	103	13	0	90	0	4	0
Substance Related	51	19	36	1	0	4	2
Deferred/No Diagnosis	15	0	4	11	0	0	0
<b>Other Indicators</b>							
Deaf and Hearing Impaired	4	1	1	2	0	0	1
Dual Diagnosis	54	49	2	0	0	19	4
Homeless	77	15	28	39	0	1	0
SED (6-17)	22	17	1	0	0	9	1
SMI (If ever)	280	242	27	9	1	116	41

Notes: The same client may be counted in more than one category, e.g., clients can receive services under more than one contract source, in more than one "County of Residence," or may have multiple "Other Indicators." Please see Definition page for other considerations.

Oklahoma Department of Mental Health and Substance Abuse Services  
**Counts of Admitted Clients Served by Funding Source for Each County of Residence During FY1999**

**COUNTY OF RESIDENCE = DELAWARE**

	Funding Source						
	Total	Mental Health	Substance Abuse	Domestic Violence	Residential Care	Medicaid	Other
<b>Total</b>							
Unduplicated Count	530	167	114	54	12	86	222
<b>Agency Type</b>							
Community Mental Health Center	348	152	1	0	0	86	217
Domestic Violence and Sexual Assault	54	0	1	54	0	0	1
Hospital	27	27	0	0	0	0	0
Other	3	0	3	0	0	0	0
Residential Care	12	0	0	0	12	0	0
Substance Abuse	109	0	109	0	0	0	4
<b>Sex</b>							
Female	250	79	31	38	0	64	98
Male	280	88	83	16	12	22	124
<b>Age</b>							
0-04	27	1	0	16	0	0	11
05-17	200	64	15	12	0	1	155
18-20	22	9	7	2	0	1	7
21-24	23	6	8	6	0	4	1
25-34	81	20	40	9	0	18	11
35-44	88	29	29	5	3	32	11
45-54	52	24	8	3	6	17	13
55-64	26	11	4	1	2	9	9
65-74	6	2	3	0	0	1	3
75-84	5	1	0	0	1	3	1
<b>Race</b>							
White	414	133	85	42	11	70	173
Black	4	2	1	0	1	1	1
Native American	102	28	27	12	0	13	41
Hispanic	10	5	0	0	0	2	7
Asian	1	0	1	0	0	0	0
<b>Presenting Problem/Diagnosis</b>							
Alcohol Abuse	58	1	55	0	1	1	1
Developmental Disorder	55	15	0	0	1	3	46
Mood Disorder	119	71	1	0	4	33	45
Non Alcohol/Drug Related Organic	3	2	0	0	0	1	0
Other Non-Psychotic	137	47	0	0	0	25	102
Other Psychotic	15	12	0	0	0	6	4
Personality Disorder	2	1	0	0	0	1	0
Schizophrenia	28	20	0	0	0	13	14
Social Conditions	66	0	1	54	6	1	6
Substance Related	58	1	57	0	0	1	4
Deferred/No Diagnosis	2	0	1	0	0	1	0
<b>Other Indicators</b>							
Deaf and Hearing Impaired	2	1	0	0	0	0	2
Dual Diagnosis	27	21	1	0	0	8	4
Homeless	48	4	4	40	0	1	1
SED (6-17)	57	25	0	0	0	0	49
SMI (If ever)	152	76	10	6	12	69	38

Notes: The same client may be counted in more than one category, e.g., clients can receive services under more than one contract source, in more than one "County of Residence," or may have multiple "Other Indicators." Please see Definition page for other considerations.

Oklahoma Department of Mental Health and Substance Abuse Services  
**Counts of Admitted Clients Served by Funding Source for Each County of Residence During FY1999**

**COUNTY OF RESIDENCE = DEWEY**

	Funding Source						
	Total	Mental Health	Substance Abuse	Domestic Violence	Residential Care	Medicaid	Other
<b>Total</b>							
Unduplicated Count	88	53	19	15	2	15	4
<b>Agency Type</b>							
Community Mental Health Center	56	51	3	0	0	15	4
Domestic Violence and Sexual Assault	15	0	0	15	0	0	0
Hospital	1	1	0	0	0	0	0
Other	1	1	0	0	0	0	0
Residential Care	2	0	0	0	2	0	0
Substance Abuse	16	0	16	0	0	0	0
<b>Sex</b>							
Female	49	25	9	14	1	9	3
Male	39	28	10	1	1	6	1
<b>Age</b>							
0-04	4	0	2	2	0	0	0
05-17	18	10	5	2	0	5	0
18-20	4	2	1	0	0	1	0
21-24	7	3	3	2	0	0	0
25-34	18	11	3	5	0	1	0
35-44	18	14	3	3	0	3	2
45-54	6	4	0	1	0	3	1
55-64	8	5	2	0	1	2	1
65-74	4	3	0	0	1	0	0
75-84	1	1	0	0	0	0	0
<b>Race</b>							
White	72	48	11	12	2	14	3
Black	2	1	0	0	0	1	1
Native American	12	3	7	2	0	0	0
Hispanic	3	1	1	1	0	0	0
<b>Presenting Problem/Diagnosis</b>							
Alcohol Abuse	7	3	5	0	0	0	0
Developmental Disorder	3	3	0	0	0	1	0
Mood Disorder	22	19	1	0	1	6	2
Non Alcohol/Drug Related Organic	1	1	0	0	0	0	0
Other Non-Psychotic	12	11	0	0	0	3	0
Other Psychotic	4	4	0	0	0	2	1
Schizophrenia	4	4	0	0	0	2	1
Social Conditions	20	3	0	15	1	1	0
Substance Related	10	6	6	0	0	0	0
Deferred/No Diagnosis	7	0	7	0	0	0	0
<b>Other Indicators</b>							
Deaf and Hearing Impaired	2	1	1	0	0	0	0
Dual Diagnosis	8	8	1	0	0	3	0
Homeless	1	0	1	0	0	0	0
SED (6-17)	3	3	0	0	0	1	0
SMI (If ever)	32	26	3	2	2	9	4

Notes: The same client may be counted in more than one category, e.g., clients can receive services under more than one contract source, in more than one "County of Residence," or may have multiple "Other Indicators." Please see Definition page for other considerations.

Oklahoma Department of Mental Health and Substance Abuse Services  
**Counts of Admitted Clients Served by Funding Source for Each County of Residence During FY1999**

**COUNTY OF RESIDENCE = ELLIS**

	Funding Source						
	Total	Mental Health	Substance Abuse	Domestic Violence	Residential Care	Medicaid	Other
<b>Total</b>							
Unduplicated Count	60	52	5	4	0	15	1
<b>Agency Type</b>							
Community Mental Health Center	53	51	3	0	0	15	0
Domestic Violence and Sexual Assault	4	0	0	4	0	0	0
Hospital	1	1	0	0	0	0	0
Substance Abuse	2	0	2	0	0	0	1
<b>Sex</b>							
Female	29	26	0	3	0	6	0
Male	31	26	5	1	0	9	1
<b>Age</b>							
0-04	1	0	0	1	0	0	0
05-17	12	10	0	1	0	5	0
18-20	4	4	1	0	0	0	0
21-24	2	2	0	0	0	0	0
25-34	12	10	1	2	0	1	0
35-44	4	3	1	0	0	0	0
45-54	16	14	2	0	0	5	1
55-64	4	4	0	0	0	1	0
65-74	2	2	0	0	0	0	0
75-84	1	1	0	0	0	1	0
85+	2	2	0	0	0	2	0
<b>Race</b>							
White	60	52	5	4	0	15	1
<b>Presenting Problem/Diagnosis</b>							
Alcohol Abuse	6	3	3	0	0	1	1
Developmental Disorder	3	3	0	0	0	2	0
Mood Disorder	22	21	1	0	0	6	0
Non Alcohol/Drug Related Organic	1	1	0	0	0	1	0
Other Non-Psychotic	8	8	0	0	0	1	0
Other Psychotic	2	2	0	0	0	0	0
Schizophrenia	4	4	0	0	0	2	0
Social Conditions	11	7	0	4	0	2	0
Substance Related	3	3	1	0	0	0	0
<b>Other Indicators</b>							
Dual Diagnosis	4	4	0	0	0	1	0
Homeless	3	2	1	0	0	0	1
SED (6-17)	1	1	0	0	0	0	0
SMI (If ever)	18	17	1	0	0	7	1

Notes: The same client may be counted in more than one category, e.g., clients can receive services under more than one contract source, in more than one "County of Residence," or may have multiple "Other Indicators." Please see Definition page for other considerations.

Oklahoma Department of Mental Health and Substance Abuse Services  
**Counts of Admitted Clients Served by Funding Source for Each County of Residence During FY1999**

**COUNTY OF RESIDENCE = GARFIELD**

	Funding Source						
	Total	Mental Health	Substance Abuse	Domestic Violence	Residential Care	Medicaid	Other
<b>Total</b>							
Unduplicated Count	1,157	720	110	287	1	146	331
<b>Agency Type</b>							
Community Mental Health Center	821	715	37	0	0	146	324
Domestic Violence and Sexual Assault	292	0	9	287	0	0	0
Hospital	10	10	0	0	0	0	0
Residential Care	1	0	0	0	1	0	0
Substance Abuse	80	0	77	0	0	0	7
<b>Sex</b>							
Female	592	378	39	166	0	85	143
Male	565	342	71	121	1	61	188
<b>Age</b>							
0-04	36	6	6	23	0	0	8
05-17	278	213	5	40	0	5	207
18-20	82	47	9	26	0	3	14
21-24	88	51	12	31	0	10	4
25-34	223	108	33	85	0	28	20
35-44	258	157	35	63	0	45	32
45-54	124	88	9	14	0	27	23
55-64	50	36	1	4	0	19	17
65-74	10	7	0	0	1	7	2
75-84	6	5	0	1	0	1	4
85+	2	2	0	0	0	1	0
<b>Race</b>							
White	987	634	95	226	0	121	282
Black	88	43	9	31	1	17	24
Native American	48	16	3	25	0	3	11
Hispanic	39	29	2	5	0	5	14
Asian	1	0	1	0	0	0	0
<b>Presenting Problem/Diagnosis</b>							
Alcohol Abuse	59	31	27	2	0	2	5
Developmental Disorder	124	108	0	0	0	3	110
Mood Disorder	290	268	2	1	0	49	84
Non Alcohol/Drug Related Organic	9	7	0	0	0	1	2
Other Non-Psychotic	166	153	1	0	0	25	67
Other Psychotic	51	41	0	2	1	17	14
Personality Disorder	38	36	1	0	0	10	7
Schizophrenia	71	53	2	0	0	35	30
Social Conditions	203	20	1	183	0	0	6
Substance Related	85	19	66	1	0	4	6
Deferred/No Diagnosis	107	0	13	98	0	0	0
<b>Other Indicators</b>							
Deaf and Hearing Impaired	7	4	0	1	0	2	4
Dual Diagnosis	75	69	4	0	0	12	12
Homeless	107	18	17	75	0	5	1
SED (6-17)	171	152	1	0	0	4	145
SMI (If ever)	502	396	35	41	1	134	100

Notes: The same client may be counted in more than one category, e.g., clients can receive services under more than one contract source, in more than one "County of Residence," or may have multiple "Other Indicators." Please see Definition page for other considerations.

Oklahoma Department of Mental Health and Substance Abuse Services  
**Counts of Admitted Clients Served by Funding Source for Each County of Residence During FY1999**

**COUNTY OF RESIDENCE = GARVIN**

	Funding Source						
	Total	Mental Health	Substance Abuse	Domestic Violence	Residential Care	Medicaid	Other
<b>Total</b>							
Unduplicated Count	669	494	59	133	0	137	231
<b>Agency Type</b>							
Community Mental Health Center	517	480	29	0	0	135	227
Domestic Violence and Sexual Assault	133	0	0	133	0	0	0
Hospital	28	28	0	0	0	0	0
Other	2	2	0	0	0	0	0
Substance Abuse	33	0	32	0	0	2	5
<b>Sex</b>							
Female	354	256	19	80	0	86	114
Male	315	238	40	53	0	51	117
<b>Age</b>							
0-04	35	24	1	8	0	0	24
05-17	137	113	4	11	0	3	104
18-20	25	15	4	8	0	0	6
21-24	66	43	8	22	0	8	8
25-34	135	89	17	39	0	39	20
35-44	147	105	19	35	0	41	26
45-54	70	60	1	8	0	16	18
55-64	38	30	4	2	0	20	14
65-74	11	10	1	0	0	6	9
75-84	5	5	0	0	0	4	2
<b>Race</b>							
White	552	412	49	108	0	116	183
Black	46	37	4	5	0	7	24
Native American	54	34	5	14	0	11	17
Hispanic	17	9	1	6	0	2	4
Asian	3	2	0	0	0	1	3
<b>Presenting Problem/Diagnosis</b>							
Alcohol Abuse	44	33	25	1	0	2	9
Developmental Disorder	70	67	0	1	0	3	57
Mood Disorder	148	137	2	3	0	39	39
Non Alcohol/Drug Related Organic	6	4	0	0	0	5	1
Other Non-Psychotic	111	98	1	0	0	31	49
Other Psychotic	50	50	0	0	0	21	25
Personality Disorder	1	1	0	0	0	0	0
Schizophrenia	35	33	0	0	0	25	16
Social Conditions	170	39	1	125	0	7	24
Substance Related	58	40	28	0	0	5	11
Deferred/No Diagnosis	6	0	3	3	0	0	0
<b>Other Indicators</b>							
Deaf and Hearing Impaired	1	1	0	0	0	0	1
Dual Diagnosis	49	49	3	0	0	14	9
Homeless	27	8	2	17	0	1	1
SED (6-17)	27	23	1	0	0	1	21
SMI (If ever)	249	213	18	28	0	100	74

Notes: The same client may be counted in more than one category, e.g., clients can receive services under more than one contract source, in more than one "County of Residence," or may have multiple "Other Indicators." Please see Definition page for other considerations.

Oklahoma Department of Mental Health and Substance Abuse Services  
**Counts of Admitted Clients Served by Funding Source for Each County of Residence During FY1999**

**COUNTY OF RESIDENCE = GRADY**

	Funding Source						
	Total	Mental Health	Substance Abuse	Domestic Violence	Residential Care	Medicaid	Other
<b>Total</b>							
Unduplicated Count	919	504	188	174	0	243	11
<b>Agency Type</b>							
Community Mental Health Center	587	490	4	0	0	243	6
Domestic Violence and Sexual Assault	174	0	0	174	0	0	0
Hospital	24	24	0	0	0	0	0
Other	3	3	0	0	0	0	0
Substance Abuse	189	0	187	0	0	0	5
<b>Sex</b>							
Female	551	301	83	145	0	177	5
Male	368	203	105	29	0	66	6
<b>Age</b>							
0-04	27	1	2	24	0	0	0
05-17	133	37	66	32	0	1	0
18-20	48	16	18	16	0	4	0
21-24	57	36	9	17	0	19	0
25-34	222	128	43	54	0	67	4
35-44	230	152	40	25	0	58	3
45-54	107	76	6	4	0	40	2
55-64	59	34	4	2	0	31	2
65-74	21	12	0	0	0	15	0
75-84	10	7	0	0	0	6	0
85+	5	5	0	0	0	2	0
<b>Race</b>							
White	771	427	148	145	0	195	9
Black	78	40	16	16	0	28	0
Native American	54	28	16	8	0	15	2
Hispanic	23	11	8	5	0	5	0
<b>Presenting Problem/Diagnosis</b>							
Alcohol Abuse	67	22	45	0	0	6	2
Developmental Disorder	17	11	0	6	0	2	0
Mood Disorder	283	237	0	0	0	116	2
Non Alcohol/Drug Related Organic	9	8	0	0	0	4	0
Other Non-Psychotic	141	125	0	0	0	52	1
Other Psychotic	53	43	0	0	0	21	1
Personality Disorder	2	2	0	0	0	1	0
Schizophrenia	55	35	0	0	0	35	1
Social Conditions	221	16	54	151	0	2	2
Substance Related	103	12	89	0	0	4	2
Deferred/No Diagnosis	22	0	5	17	0	0	0
<b>Other Indicators</b>							
Deaf and Hearing Impaired	9	4	3	0	0	3	0
Dual Diagnosis	53	41	3	0	0	21	0
Homeless	51	16	6	26	0	6	0
SED (6-17)	12	12	0	0	0	0	0
SMI (If ever)	432	316	24	40	0	193	5

Notes: The same client may be counted in more than one category, e.g., clients can receive services under more than one contract source, in more than one "County of Residence," or may have multiple "Other Indicators." Please see Definition page for other considerations.

Oklahoma Department of Mental Health and Substance Abuse Services  
**Counts of Admitted Clients Served by Funding Source for Each County of Residence During FY1999**

**COUNTY OF RESIDENCE = GRANT**

	Funding Source						
	Total	Mental Health	Substance Abuse	Domestic Violence	Residential Care	Medicaid	Other
<b>Total</b>							
Unduplicated Count	56	33	1	6	0	22	14
<b>Agency Type</b>							
Community Mental Health Center	49	32	1	0	0	22	14
Domestic Violence and Sexual Assault	6	0	0	6	0	0	0
Hospital	2	2	0	0	0	0	0
<b>Sex</b>							
Female	24	15	0	2	0	10	6
Male	32	18	1	4	0	12	8
<b>Age</b>							
05-17	9	5	0	3	0	0	5
18-20	2	2	0	0	0	0	1
25-34	9	7	0	2	0	1	2
35-44	10	7	1	1	0	3	1
45-54	10	8	0	0	0	4	4
55-64	5	2	0	0	0	3	1
65-74	6	1	0	0	0	6	0
75-84	5	1	0	0	0	5	0
<b>Race</b>							
White	53	31	1	5	0	22	13
Native American	2	1	0	1	0	0	1
Hispanic	1	1	0	0	0	0	0
<b>Presenting Problem/Diagnosis</b>							
Alcohol Abuse	3	2	1	0	0	0	1
Developmental Disorder	6	4	0	0	0	1	4
Mood Disorder	16	12	0	0	0	8	3
Non Alcohol/Drug Related Organic	1	0	0	0	0	1	0
Other Non-Psychotic	8	3	0	0	0	5	3
Other Psychotic	2	0	0	0	0	2	0
Personality Disorder	3	3	0	0	0	0	1
Schizophrenia	9	7	0	0	0	5	1
Social Conditions	6	1	0	5	0	0	1
Substance Related	1	1	0	0	0	0	0
Deferred/No Diagnosis	1	0	0	1	0	0	0
<b>Other Indicators</b>							
Dual Diagnosis	3	2	0	0	0	1	0
Homeless	2	1	0	1	0	0	0
SED (6-17)	4	4	0	0	0	0	3
SMI (If ever)	35	23	0	0	0	18	8

Notes: The same client may be counted in more than one category, e.g., clients can receive services under more than one contract source, in more than one "County of Residence," or may have multiple "Other Indicators." Please see Definition page for other considerations.



Oklahoma Department of Mental Health and Substance Abuse Services  
**Counts of Admitted Clients Served by Funding Source for Each County of Residence During FY1999**

**COUNTY OF RESIDENCE = GREER**

	Funding Source						
	Total	Mental Health	Substance Abuse	Domestic Violence	Residential Care	Medicaid	Other
<b>Total</b>							
Unduplicated Count	113	50	36	23	0	21	9
<b>Agency Type</b>							
Community Mental Health Center	55	49	1	0	0	21	6
Domestic Violence and Sexual Assault	23	0	0	23	0	0	0
Hospital	2	2	0	0	0	0	0
Substance Abuse	35	0	35	0	0	0	3
<b>Sex</b>							
Female	60	31	11	16	0	14	5
Male	53	19	25	7	0	7	4
<b>Age</b>							
0-04	3	0	0	3	0	0	0
05-17	11	2	3	5	0	3	0
18-20	5	2	2	1	0	0	0
21-24	9	5	3	0	0	1	1
25-34	27	9	11	6	0	2	1
35-44	24	9	10	6	0	5	1
45-54	21	13	6	2	0	4	2
55-64	11	9	1	0	0	4	4
65-74	2	1	0	0	0	2	0
<b>Race</b>							
White	96	44	28	19	0	18	8
Black	10	1	6	3	0	1	1
Native American	1	1	0	0	0	1	0
Hispanic	6	4	2	1	0	1	0
<b>Presenting Problem/Diagnosis</b>							
Alcohol Abuse	20	5	16	0	0	0	1
Mood Disorder	34	31	0	0	0	13	4
Other Non-Psychotic	11	9	0	0	0	4	1
Schizophrenia	6	5	0	0	0	4	1
Social Conditions	24	1	0	23	0	0	0
Substance Related	22	1	21	0	0	0	2
<b>Other Indicators</b>							
Dual Diagnosis	5	5	0	0	0	0	0
Homeless	4	0	3	1	0	0	0
SED (6-17)	2	0	1	0	0	1	0
SMI (If ever)	37	29	2	3	0	18	6

Notes: The same client may be counted in more than one category, e.g., clients can receive services under more than one contract source, in more than one "County of Residence," or may have multiple "Other Indicators." Please see Definition page for other considerations.

Oklahoma Department of Mental Health and Substance Abuse Services  
**Counts of Admitted Clients Served by Funding Source for Each County of Residence During FY1999**

**COUNTY OF RESIDENCE = HARMON**

	Funding Source						
	Total	Mental Health	Substance Abuse	Domestic Violence	Residential Care	Medicaid	Other
<b>Total</b>							
Unduplicated Count	41	16	16	11	0	0	0
<b>Agency Type</b>							
Community Mental Health Center	16	16	0	0	0	0	0
Domestic Violence and Sexual Assault	11	0	0	11	0	0	0
Substance Abuse	16	0	16	0	0	0	0
<b>Sex</b>							
Female	18	8	6	4	0	0	0
Male	23	8	10	7	0	0	0
<b>Age</b>							
05-17	12	4	4	4	0	0	0
18-20	2	0	2	0	0	0	0
21-24	3	0	3	0	0	0	0
25-34	12	5	3	4	0	0	0
35-44	8	6	3	1	0	0	0
45-54	3	1	1	1	0	0	0
55-64	1	0	0	1	0	0	0
<b>Race</b>							
White	26	9	13	6	0	0	0
Black	4	2	2	0	0	0	0
Native American	1	0	1	0	0	0	0
Hispanic	10	5	0	5	0	0	0
<b>Presenting Problem/Diagnosis</b>							
Alcohol Abuse	2	0	2	0	0	0	0
Mood Disorder	5	5	0	0	0	0	0
Other Non-Psychotic	4	4	0	0	0	0	0
Other Psychotic	5	5	0	0	0	0	0
Social Conditions	13	2	0	11	0	0	0
Substance Related	14	0	14	0	0	0	0
<b>Other Indicators</b>							
Dual Diagnosis	1	1	0	0	0	0	0
SED (6-17)	2	2	0	0	0	0	0
SMI (If ever)	7	6	2	0	0	0	0

Notes: The same client may be counted in more than one category, e.g., clients can receive services under more than one contract source, in more than one "County of Residence," or may have multiple "Other Indicators." Please see Definition page for other considerations.

Oklahoma Department of Mental Health and Substance Abuse Services  
 Counts of Admitted Clients Served by Funding Source for Each County of Residence During FY1999

**COUNTY OF RESIDENCE = HARPER**

	Funding Source						
	Total	Mental Health	Substance Abuse	Domestic Violence	Residential Care	Medicaid	Other
<b>Total</b>							
Unduplicated Count	55	34	2	7	0	28	1
<b>Agency Type</b>							
Community Mental Health Center	48	34	2	0	0	28	1
Domestic Violence and Sexual Assault	7	0	0	7	0	0	0
<b>Sex</b>							
Female	29	19	0	4	0	15	1
Male	26	15	2	3	0	13	0
<b>Age</b>							
05-17	8	3	0	5	0	1	0
18-20	2	2	0	0	0	0	0
21-24	2	1	0	1	0	0	0
25-34	5	4	1	1	0	1	0
35-44	9	9	1	0	0	1	0
45-54	9	6	0	0	0	6	1
55-64	11	4	0	0	0	11	0
65-74	6	5	0	0	0	5	0
75-84	1	0	0	0	0	1	0
85+	2	0	0	0	0	2	0
<b>Race</b>							
White	51	31	2	7	0	26	1
Black	1	0	0	0	0	1	0
Native American	1	1	0	0	0	1	0
Hispanic	1	1	0	0	0	0	0
Asian	1	1	0	0	0	0	0
<b>Presenting Problem/Diagnosis</b>							
Alcohol Abuse	3	3	1	0	0	0	0
Developmental Disorder	1	0	0	0	0	1	0
Mood Disorder	16	15	1	0	0	6	0
Non Alcohol/Drug Related Organic	3	1	0	0	0	3	0
Other Non-Psychotic	2	1	0	0	0	1	0
Other Psychotic	9	7	0	0	0	8	0
Schizophrenia	8	2	0	0	0	7	1
Social Conditions	13	5	0	7	0	2	0
<b>Other Indicators</b>							
Deaf and Hearing Impaired	1	1	0	0	0	1	0
Dual Diagnosis	7	6	1	0	0	2	0
SMI (If ever)	34	20	0	0	0	26	1

Notes: The same client may be counted in more than one category, e.g., clients can receive services under more than one contract source, in more than one "County of Residence," or may have multiple "Other Indicators." Please see Definition page for other considerations.

Oklahoma Department of Mental Health and Substance Abuse Services  
**Counts of Admitted Clients Served by Funding Source for Each County of Residence During FY1999**

**COUNTY OF RESIDENCE = HASKELL**

	Funding Source						
	Total	Mental Health	Substance Abuse	Domestic Violence	Residential Care	Medicaid	Other
<b>Total</b>							
Unduplicated Count	226	191	32	6	0	4	2
<b>Agency Type</b>							
Community Mental Health Center	189	188	0	0	0	3	0
Domestic Violence and Sexual Assault	5	0	0	5	0	0	0
Hospital	5	5	0	0	0	0	0
Other	3	0	3	0	0	0	0
Substance Abuse	30	0	29	1	0	1	2
<b>Sex</b>							
Female	136	120	12	5	0	1	1
Male	90	71	20	1	0	3	1
<b>Age</b>							
05-17	15	10	3	2	0	1	1
18-20	9	9	0	0	0	0	0
21-24	10	7	3	0	0	0	0
25-34	44	33	9	2	0	2	0
35-44	68	59	9	1	0	0	1
45-54	48	43	7	0	0	1	0
55-64	19	17	1	1	0	0	0
65-74	7	7	0	0	0	0	0
75-84	6	6	0	0	0	0	0
<b>Race</b>							
White	208	179	29	3	0	4	1
Black	6	2	1	3	0	0	1
Native American	11	9	2	0	0	0	0
Hispanic	1	1	0	0	0	0	0
<b>Presenting Problem/Diagnosis</b>							
Alcohol Abuse	13	3	10	0	0	1	1
Developmental Disorder	4	4	0	0	0	0	0
Mood Disorder	109	108	0	0	0	1	0
Non Alcohol/Drug Related Organic	1	1	0	0	0	0	0
Other Non-Psychotic	33	32	1	0	0	1	1
Other Psychotic	17	17	0	0	0	0	0
Schizophrenia	19	19	0	0	0	0	0
Social Conditions	5	1	0	4	0	1	0
Substance Related	25	7	19	0	0	0	0
Deferred/No Diagnosis	4	0	2	2	0	0	0
<b>Other Indicators</b>							
Deaf and Hearing Impaired	5	5	0	0	0	0	0
Dual Diagnosis	16	16	0	0	0	0	0
Homeless	3	3	0	0	0	0	0
SED (6-17)	9	8	1	0	0	0	0
SMI (If ever)	107	102	5	2	0	1	1

Notes: The same client may be counted in more than one category, e.g., clients can receive services under more than one contract source, in more than one "County of Residence," or may have multiple "Other Indicators." Please see Definition page for other considerations.

Oklahoma Department of Mental Health and Substance Abuse Services  
**Counts of Admitted Clients Served by Funding Source for Each County of Residence During FY1999**

**COUNTY OF RESIDENCE = HUGHES**

	Funding Source						
	Total	Mental Health	Substance Abuse	Domestic Violence	Residential Care	Medicaid	Other
<b>Total</b>							
Unduplicated Count	182	127	31	26	1	32	8
<b>Agency Type</b>							
Community Mental Health Center	136	127	8	0	0	30	4
Domestic Violence and Sexual Assault	26	0	0	26	0	0	0
Hospital	1	1	0	0	0	0	0
Residential Care	1	0	0	0	1	0	0
Substance Abuse	27	0	26	1	0	2	4
<b>Sex</b>							
Female	106	77	13	17	0	24	5
Male	76	50	18	9	1	8	3
<b>Age</b>							
0-04	5	0	0	5	0	0	0
05-17	8	2	0	6	0	1	0
18-20	4	3	2	0	0	0	1
21-24	11	6	3	1	0	2	1
25-34	38	15	14	8	1	4	6
35-44	46	34	11	4	0	8	0
45-54	36	33	1	2	0	5	0
55-64	19	19	0	0	0	6	0
65-74	11	11	0	0	0	4	0
75-84	3	3	0	0	0	2	0
85+	1	1	0	0	0	0	0
<b>Race</b>							
White	146	102	25	18	1	30	8
Black	9	8	0	1	0	0	0
Native American	22	14	6	5	0	2	0
Hispanic	6	3	0	3	0	0	0
Asian	1	0	0	1	0	0	0
<b>Presenting Problem/Diagnosis</b>							
Alcohol Abuse	13	2	11	0	0	0	0
Developmental Disorder	3	3	0	0	0	2	0
Mood Disorder	67	67	0	0	0	14	0
Non Alcohol/Drug Related Organic	2	2	0	0	0	1	0
Other Non-Psychotic	21	20	0	0	0	3	3
Other Psychotic	16	16	1	0	0	3	0
Personality Disorder	1	1	0	0	0	1	0
Schizophrenia	17	16	0	0	0	6	1
Social Conditions	30	0	4	26	1	0	0
Substance Related	22	3	19	0	0	2	3
Deferred/No Diagnosis	1	0	1	0	0	0	1
<b>Other Indicators</b>							
Dual Diagnosis	19	19	1	0	0	3	0
Homeless	12	1	3	10	0	0	0
SED (6-17)	2	2	0	0	0	1	0
SMI (If ever)	101	92	7	4	1	27	3

Notes: The same client may be counted in more than one category, e.g., clients can receive services under more than one contract source, in more than one "County of Residence," or may have multiple "Other Indicators." Please see Definition page for other considerations.

Oklahoma Department of Mental Health and Substance Abuse Services  
**Counts of Admitted Clients Served by Funding Source for Each County of Residence During FY1999**

**COUNTY OF RESIDENCE = JACKSON**

	Funding Source						
	Total	Mental Health	Substance Abuse	Domestic Violence	Residential Care	Medicaid	Other
<b>Total</b>							
Unduplicated Count	413	170	106	152	4	3	15
<b>Agency Type</b>							
Community Mental Health Center	168	165	4	0	0	2	1
Domestic Violence and Sexual Assault	152	0	0	152	0	0	0
Hospital	7	7	0	0	0	0	0
Residential Care	4	1	0	0	4	0	0
Substance Abuse	108	0	103	0	0	1	14
<b>Sex</b>							
Female	219	97	32	100	2	1	5
Male	194	73	74	52	2	2	10
<b>Age</b>							
0-04	19	0	5	15	0	0	1
05-17	42	14	2	26	0	0	1
18-20	16	5	3	8	0	0	0
21-24	35	11	9	19	0	0	0
25-34	105	36	37	37	0	1	4
35-44	108	43	37	36	3	0	5
45-54	56	34	11	10	1	2	3
55-64	19	15	1	1	0	0	1
65-74	13	12	1	0	0	0	0
<b>Race</b>							
White	272	117	63	103	2	2	12
Black	71	34	26	11	2	0	0
Native American	9	5	3	2	0	0	1
Hispanic	68	16	18	36	0	1	2
<b>Presenting Problem/Diagnosis</b>							
Alcohol Abuse	52	10	40	0	0	0	7
Developmental Disorder	6	4	1	0	1	0	1
Mood Disorder	59	59	0	0	0	1	1
Non Alcohol/Drug Related Organic	2	2	0	0	0	0	0
Other Non-Psychotic	50	49	1	0	0	0	1
Other Psychotic	18	16	0	0	2	0	0
Schizophrenia	19	18	0	0	0	1	0
Social Conditions	155	4	0	152	0	0	0
Substance Related	75	11	65	0	0	1	5
Deferred/No Diagnosis	8	2	6	0	1	0	0
<b>Other Indicators</b>							
Deaf and Hearing Impaired	1	0	0	1	0	0	0
Dual Diagnosis	15	15	1	0	0	0	0
Homeless	12	4	7	1	0	0	0
SED (6-17)	4	4	0	0	0	0	0
SMI (If ever)	90	75	10	8	2	2	1

Notes: The same client may be counted in more than one category, e.g., clients can receive services under more than one contract source, in more than one "County of Residence," or may have multiple "Other Indicators." Please see Definition page for other considerations.

Oklahoma Department of Mental Health and Substance Abuse Services  
**Counts of Admitted Clients Served by Funding Source for Each County of Residence During FY1999**

**COUNTY OF RESIDENCE = JEFFERSON**

	Funding Source						
	Total	Mental Health	Substance Abuse	Domestic Violence	Residential Care	Medicaid	Other
<b>Total</b>							
Unduplicated Count	48	33	10	8	0	3	3
<b>Agency Type</b>							
Community Mental Health Center	32	30	5	0	0	3	3
Domestic Violence and Sexual Assault	8	0	0	8	0	0	0
Hospital	5	5	0	0	0	0	0
Substance Abuse	5	0	5	0	0	0	0
<b>Sex</b>							
Female	20	12	2	6	0	2	1
Male	28	21	8	2	0	1	2
<b>Age</b>							
05-17	6	4	0	2	0	1	2
18-20	1	0	1	0	0	0	0
21-24	4	2	1	1	0	1	0
25-34	10	7	4	1	0	1	0
35-44	10	6	3	1	0	0	0
45-54	12	10	1	2	0	0	1
55-64	4	3	0	1	0	0	0
75-84	1	1	0	0	0	0	0
<b>Race</b>							
White	42	30	9	6	0	3	2
Native American	4	1	1	2	0	0	0
Hispanic	2	2	0	0	0	0	1
<b>Presenting Problem/Diagnosis</b>							
Alcohol Abuse	5	3	4	0	0	0	0
Mood Disorder	13	13	1	0	0	1	1
Other Non-Psychotic	7	7	0	0	0	1	2
Other Psychotic	6	6	0	0	0	0	0
Personality Disorder	1	1	0	0	0	0	0
Schizophrenia	2	2	0	0	0	1	0
Social Conditions	9	1	0	8	0	0	0
Substance Related	6	1	5	0	0	0	0
<b>Other Indicators</b>							
Dual Diagnosis	1	1	0	0	0	0	0
Homeless	4	0	1	3	0	0	0
SED (6-17)	3	3	0	0	0	0	1
SMI (If ever)	16	14	2	0	0	2	1

Notes: The same client may be counted in more than one category, e.g., clients can receive services under more than one contract source, in more than one "County of Residence," or may have multiple "Other Indicators." Please see Definition page for other considerations.

Oklahoma Department of Mental Health and Substance Abuse Services  
**Counts of Admitted Clients Served by Funding Source for Each County of Residence During FY1999**

**COUNTY OF RESIDENCE = JOHNSTON**

	Funding Source						
	Total	Mental Health	Substance Abuse	Domestic Violence	Residential Care	Medicaid	Other
<b>Total</b>							
Unduplicated Count	283	216	31	8	1	85	99
<b>Agency Type</b>							
Community Mental Health Center	247	207	8	0	0	85	98
Domestic Violence and Sexual Assault	7	0	0	7	0	0	0
Hospital	13	13	0	0	0	0	0
Other	1	1	0	0	0	0	0
Residential Care	1	0	0	0	1	0	0
Substance Abuse	26	0	25	1	0	0	1
<b>Sex</b>							
Female	155	119	10	7	0	64	47
Male	128	97	21	1	1	21	52
<b>Age</b>							
0-04	11	7	0	1	0	0	9
05-17	53	42	1	1	0	2	42
18-20	18	14	3	1	0	5	5
21-24	21	16	2	0	0	9	3
25-34	51	35	10	2	0	19	4
35-44	58	47	8	2	0	24	16
45-54	50	39	6	1	1	18	14
55-64	16	12	1	0	0	6	6
65-74	3	3	0	0	0	1	0
75-84	2	1	0	0	0	1	0
<b>Race</b>							
White	241	185	28	6	1	78	77
Black	10	7	0	1	0	3	5
Native American	26	21	3	0	0	3	13
Hispanic	6	3	0	1	0	1	4
<b>Presenting Problem/Diagnosis</b>							
Alcohol Abuse	19	7	16	0	0	0	0
Developmental Disorder	15	12	0	0	0	1	11
Mood Disorder	105	90	2	0	0	41	26
Non Alcohol/Drug Related Organic	3	3	0	0	0	2	1
Other Non-Psychotic	78	65	0	0	0	19	41
Other Psychotic	12	11	0	0	0	6	5
Personality Disorder	3	2	0	0	0	3	1
Schizophrenia	19	17	0	0	0	12	11
Social Conditions	19	8	1	8	0	1	2
Substance Related	15	3	12	0	0	0	1
Deferred/No Diagnosis	1	0	0	0	1	0	0
<b>Other Indicators</b>							
Dual Diagnosis	15	13	0	0	0	7	5
Homeless	10	7	0	2	0	3	2
SED (6-17)	2	2	0	0	0	1	2
SMI (If ever)	145	121	8	4	1	64	40

Notes: The same client may be counted in more than one category, e.g., clients can receive services under more than one contract source, in more than one "County of Residence," or may have multiple "Other Indicators." Please see Definition page for other considerations.



Oklahoma Department of Mental Health and Substance Abuse Services  
**Counts of Admitted Clients Served by Funding Source for Each County of Residence During FY1999**

**COUNTY OF RESIDENCE = KAY**

	Funding Source						
	Total	Mental Health	Substance Abuse	Domestic Violence	Residential Care	Medicaid	Other
<b>Total</b>							
Unduplicated Count	1,152	578	236	153	0	203	531
<b>Agency Type</b>							
Community Mental Health Center	902	546	136	0	0	203	519
Domestic Violence and Sexual Assault	153	0	0	153	0	0	0
Hospital	64	64	0	0	0	0	0
Substance Abuse	129	0	124	0	0	0	12
<b>Sex</b>							
Female	600	309	60	130	0	139	266
Male	552	269	176	23	0	64	265
<b>Age</b>							
0-04	44	6	0	17	0	0	27
05-17	261	107	7	31	0	3	189
18-20	58	33	20	7	0	5	12
21-24	86	38	27	20	0	14	19
25-34	222	122	63	32	0	44	62
35-44	256	145	78	30	0	47	104
45-54	121	76	31	10	0	37	67
55-64	67	39	8	5	0	28	39
65-74	18	8	2	0	0	10	10
75-84	13	3	0	1	0	9	2
85+	6	1	0	0	0	6	0
<b>Race</b>							
White	956	509	188	114	0	181	455
Black	40	14	9	5	0	7	21
Native American	127	40	40	24	0	12	44
Hispanic	38	19	4	11	0	2	9
Asian	3	0	0	0	0	1	2
<b>Presenting Problem/Diagnosis</b>							
Alcohol Abuse	94	16	80	0	0	4	13
Developmental Disorder	137	68	1	0	0	2	112
Mood Disorder	380	281	45	0	0	104	182
Non Alcohol/Drug Related Organic	1	1	0	0	0	1	1
Other Non-Psychotic	168	87	14	0	0	28	102
Other Psychotic	49	42	4	0	0	18	29
Personality Disorder	2	1	0	0	0	0	1
Schizophrenia	64	43	1	0	0	40	57
Social Conditions	213	45	7	153	0	1	19
Substance Related	112	14	98	0	0	6	14
Deferred/No Diagnosis	2	1	1	0	0	0	1
<b>Other Indicators</b>							
Deaf and Hearing Impaired	5	1	0	0	0	3	3
Dual Diagnosis	85	59	35	0	0	18	41
Homeless	78	18	41	20	0	6	14
SED (6-17)	111	47	1	0	0	0	90
SMI (If ever)	415	281	85	18	0	156	244

Notes: The same client may be counted in more than one category, e.g., clients can receive services under more than one contract source, in more than one "County of Residence," or may have multiple "Other Indicators." Please see Definition page for other considerations.

Oklahoma Department of Mental Health and Substance Abuse Services  
 Counts of Admitted Clients Served by Funding Source for Each County of Residence During FY1999

COUNTY OF RESIDENCE = KINGFISHER

	Funding Source						
	Total	Mental Health	Substance Abuse	Domestic Violence	Residential Care	Medicaid	Other
<b>Total</b>							
Unduplicated Count	162	129	14	10	0	24	43
<b>Agency Type</b>							
Community Mental Health Center	141	126	3	0	0	23	41
Domestic Violence and Sexual Assault	10	0	0	10	0	0	0
Hospital	3	3	0	0	0	0	0
Substance Abuse	11	0	11	0	0	1	2
<b>Sex</b>							
Female	101	81	5	7	0	20	30
Male	61	48	9	3	0	4	13
<b>Age</b>							
0-04	1	0	0	1	0	0	0
05-17	23	20	2	0	0	3	12
18-20	7	7	0	1	0	0	1
21-24	13	10	0	3	0	1	2
25-34	39	31	5	3	0	5	7
35-44	43	32	5	2	0	6	9
45-54	18	14	2	0	0	1	5
55-64	9	8	0	0	0	5	3
65-74	5	4	0	0	0	1	2
75-84	4	3	0	0	0	2	2
<b>Race</b>							
White	148	121	10	9	0	20	38
Black	6	3	3	0	0	2	2
Native American	5	3	1	0	0	2	3
Hispanic	3	2	0	1	0	0	0
<b>Presenting Problem/Diagnosis</b>							
Alcohol Abuse	8	0	8	0	0	0	0
Developmental Disorder	15	12	2	0	0	3	5
Mood Disorder	65	61	0	0	0	9	15
Non Alcohol/Drug Related Organic	2	2	0	0	0	1	1
Other Non-Psychotic	41	37	1	0	0	4	12
Other Psychotic	8	7	0	0	0	1	3
Personality Disorder	2	2	0	0	0	0	1
Schizophrenia	10	7	0	0	0	5	6
Social Conditions	8	0	0	8	0	0	0
Substance Related	5	2	3	0	0	1	0
Deferred/No Diagnosis	4	0	2	2	0	0	0
<b>Other Indicators</b>							
Deaf and Hearing Impaired	1	1	0	0	0	0	0
Dual Diagnosis	10	10	0	0	0	0	2
Homeless	5	1	1	3	0	0	1
SED (6-17)	18	17	0	0	0	3	9
SMI (If ever)	109	94	7	1	0	16	28

Notes: The same client may be counted in more than one category, e.g., clients can receive services under more than one contract source, in more than one "County of Residence," or may have multiple "Other Indicators." Please see Definition page for other considerations.

Oklahoma Department of Mental Health and Substance Abuse Services  
**Counts of Admitted Clients Served by Funding Source for Each County of Residence During FY1999**

**COUNTY OF RESIDENCE = KIOWA**

	Funding Source						
	Total	Mental Health	Substance Abuse	Domestic Violence	Residential Care	Medicaid	Other
<b>Total</b>							
Unduplicated Count	211	153	36	16	0	65	29
<b>Agency Type</b>							
Community Mental Health Center	165	152	1	0	0	65	27
Domestic Violence and Sexual Assault	16	0	0	16	0	0	0
Hospital	3	3	0	0	0	0	0
Substance Abuse	36	0	35	0	0	0	2
<b>Sex</b>							
Female	119	90	14	12	0	43	17
Male	92	63	22	4	0	22	12
<b>Age</b>							
0-04	1	0	0	1	0	0	0
05-17	26	18	2	4	0	12	0
18-20	13	9	2	1	0	4	0
21-24	12	8	5	0	0	4	2
25-34	47	29	12	3	0	12	5
35-44	63	48	11	6	0	18	8
45-54	37	31	4	1	0	10	10
55-64	9	8	0	0	0	3	4
65-74	2	1	0	0	0	2	0
75-84	1	1	0	0	0	0	0
<b>Race</b>							
White	152	113	24	9	0	50	26
Black	29	23	3	3	0	10	3
Native American	12	6	6	0	0	2	0
Hispanic	19	11	4	4	0	3	0
<b>Presenting Problem/Diagnosis</b>							
Alcohol Abuse	15	5	10	0	0	2	2
Developmental Disorder	6	4	0	0	0	4	2
Mood Disorder	88	84	0	0	0	32	12
Non Alcohol/Drug Related Organic	2	2	0	0	0	1	1
Other Non-Psychotic	33	30	0	0	0	12	5
Other Psychotic	8	7	0	0	0	4	3
Schizophrenia	18	16	0	0	0	8	3
Social Conditions	19	3	0	16	0	0	0
Substance Related	32	6	27	0	0	2	1
<b>Other Indicators</b>							
Dual Diagnosis	21	21	0	0	0	7	2
Homeless	6	1	1	4	0	0	0
SED (6-17)	18	14	2	0	0	12	0
SMI (If ever)	112	101	5	2	0	47	26

Notes: The same client may be counted in more than one category, e.g., clients can receive services under more than one contract source, in more than one "County of Residence," or may have multiple "Other Indicators." Please see Definition page for other considerations.

Oklahoma Department of Mental Health and Substance Abuse Services  
**Counts of Admitted Clients Served by Funding Source for Each County of Residence During FY1999**

**COUNTY OF RESIDENCE = LATIMER**

	Funding Source						
	Total	Mental Health	Substance Abuse	Domestic Violence	Residential Care	Medicaid	Other
<b>Total</b>							
Unduplicated Count	237	113	81	13	1	29	36
<b>Agency Type</b>							
Community Mental Health Center	111	110	0	0	0	14	0
Domestic Violence and Sexual Assault	7	0	0	7	0	0	0
Hospital	4	4	0	0	0	0	0
Residential Care	1	0	0	0	1	0	0
Substance Abuse	120	0	81	6	0	15	36
<b>Sex</b>							
Female	134	58	49	9	1	22	22
Male	103	55	32	4	0	7	14
<b>Age</b>							
0-04	7	1	4	1	0	0	2
05-17	56	6	22	6	0	2	30
18-20	10	3	6	0	0	2	3
21-24	8	3	5	1	0	0	0
25-34	54	26	21	4	0	10	1
35-44	50	35	14	1	0	6	0
45-54	31	23	5	0	1	6	0
55-64	18	13	4	0	0	3	0
65-74	2	2	0	0	0	0	0
75-84	1	1	0	0	0	0	0
<b>Race</b>							
White	193	96	65	11	1	23	28
Black	8	2	6	0	0	0	0
Native American	32	12	8	2	0	6	8
Hispanic	4	3	2	0	0	0	0
<b>Presenting Problem/Diagnosis</b>							
Alcohol Abuse	27	4	20	0	0	3	3
Developmental Disorder	19	3	9	0	0	1	11
Mood Disorder	59	54	2	0	1	9	0
Non Alcohol/Drug Related Organic	6	6	0	0	0	1	0
Other Non-Psychotic	52	13	20	0	0	6	19
Other Psychotic	12	12	0	0	0	0	0
Personality Disorder	2	2	0	0	0	1	0
Schizophrenia	17	17	0	0	0	4	0
Social Conditions	30	2	17	13	0	1	0
Substance Related	17	0	13	0	0	3	3
<b>Other Indicators</b>							
Deaf and Hearing Impaired	3	2	1	0	0	0	0
Dual Diagnosis	15	13	1	0	0	2	0
Homeless	4	1	2	1	0	0	0
SED (6-17)	1	1	0	0	0	0	0
SMI (If ever)	52	47	3	1	1	15	0

Notes: The same client may be counted in more than one category, e.g., clients can receive services under more than one contract source, in more than one "County of Residence," or may have multiple "Other Indicators." Please see Definition page for other considerations.

Oklahoma Department of Mental Health and Substance Abuse Services  
**Counts of Admitted Clients Served by Funding Source for Each County of Residence During FY1999**

**COUNTY OF RESIDENCE = LEFLORE**

	Funding Source						
	Total	Mental Health	Substance Abuse	Domestic Violence	Residential Care	Medicaid	Other
<b>Total</b>							
Unduplicated Count	679	386	154	146	3	11	9
<b>Agency Type</b>							
Community Mental Health Center	378	378	2	0	0	4	1
Domestic Violence and Sexual Assault	141	0	0	141	0	0	0
Hospital	11	11	0	0	0	0	0
Other	6	0	6	0	0	0	0
Residential Care	3	0	0	0	3	0	0
Substance Abuse	160	0	146	10	0	7	8
<b>Sex</b>							
Female	361	182	69	112	1	10	4
Male	318	204	85	34	2	1	5
<b>Age</b>							
0-04	23	0	3	20	0	0	2
05-17	114	5	73	36	0	0	4
18-20	38	12	19	8	0	1	1
21-24	40	18	8	16	0	0	0
25-34	121	79	15	29	1	4	1
35-44	170	123	26	24	0	0	0
45-54	99	79	8	10	2	3	1
55-64	57	53	2	3	0	2	0
65-74	16	16	0	0	0	1	0
85+	1	1	0	0	0	0	0
<b>Race</b>							
White	586	349	117	122	3	11	8
Black	22	9	11	3	0	0	0
Native American	67	27	24	17	0	0	1
Hispanic	8	1	2	5	0	0	0
<b>Presenting Problem/Diagnosis</b>							
Alcohol Abuse	32	10	22	0	0	3	0
Developmental Disorder	5	3	0	0	2	0	0
Mood Disorder	191	186	0	4	0	3	2
Non Alcohol/Drug Related Organic	10	10	0	0	0	0	0
Other Non-Psychotic	37	32	1	3	0	1	3
Other Psychotic	52	51	0	1	0	0	0
Personality Disorder	3	3	0	0	0	0	0
Schizophrenia	65	65	0	0	0	2	0
Social Conditions	129	1	4	123	1	0	3
Substance Related	147	26	121	0	0	2	1
Deferred/No Diagnosis	21	0	6	15	0	0	0
<b>Other Indicators</b>							
Deaf and Hearing Impaired	1	1	0	0	0	0	0
Dual Diagnosis	51	51	0	0	0	0	0
Homeless	37	3	3	31	0	0	1
SED (6-17)	1	1	0	0	0	0	0
SMI (If ever)	240	221	8	11	2	5	1

Notes: The same client may be counted in more than one category, e.g., clients can receive services under more than one contract source, in more than one "County of Residence," or may have multiple "Other Indicators." Please see Definition page for other considerations.

Oklahoma Department of Mental Health and Substance Abuse Services  
**Counts of Admitted Clients Served by Funding Source for Each County of Residence During FY1999**

**COUNTY OF RESIDENCE = LINCOLN**

	Funding Source						
	Total	Mental Health	Substance Abuse	Domestic Violence	Residential Care	Medicaid	Other
<b>Total</b>							
Unduplicated Count	480	169	90	32	42	247	132
<b>Agency Type</b>							
Community Mental Health Center	346	159	23	0	0	242	121
Domestic Violence and Sexual Assault	34	0	2	32	0	0	0
Hospital	14	14	0	0	0	0	0
Other	2	1	1	0	0	0	0
Residential Care	42	0	0	0	42	0	0
Substance Abuse	75	0	68	0	0	5	11
<b>Sex</b>							
Female	250	81	34	23	4	157	65
Male	230	88	56	9	38	90	67
<b>Age</b>							
0-04	6	0	3	2	0	0	1
05-17	60	23	6	6	0	41	9
18-20	15	5	5	3	1	5	3
21-24	16	5	7	0	2	5	0
25-34	87	26	30	8	10	28	19
35-44	97	41	27	9	10	28	24
45-54	64	31	10	4	11	24	26
55-64	39	19	2	0	8	25	17
65-74	22	6	0	0	0	18	9
75-84	30	6	0	0	0	30	10
85+	44	7	0	0	0	43	14
<b>Race</b>							
White	392	144	73	24	35	193	112
Black	55	14	8	4	3	33	15
Native American	33	9	11	3	2	17	4
Hispanic	4	0	0	1	1	2	0
Asian	2	2	0	0	1	2	1
<b>Presenting Problem/Diagnosis</b>							
Alcohol Abuse	31	2	25	0	0	3	6
Developmental Disorder	14	5	0	0	2	8	4
Mood Disorder	119	59	4	0	9	70	50
Non Alcohol/Drug Related Organic	17	5	0	0	0	14	4
Other Non-Psychotic	102	30	3	0	0	91	26
Other Psychotic	53	24	6	0	20	16	9
Personality Disorder	2	0	0	0	0	1	1
Schizophrenia	72	41	6	0	5	39	26
Social Conditions	49	3	4	31	6	3	3
Substance Related	47	3	42	0	0	4	3
Deferred/No Diagnosis	3	0	2	1	0	0	0
<b>Other Indicators</b>							
Deaf and Hearing Impaired	10	4	2	0	1	4	1
Dual Diagnosis	44	26	15	0	1	17	17
Homeless	14	7	5	5	0	4	5
SED (6-17)	9	6	0	0	0	6	2
SMI (If ever)	219	112	34	1	42	102	74

Notes: The same client may be counted in more than one category, e.g., clients can receive services under more than one contract source, in more than one "County of Residence," or may have multiple "Other Indicators." Please see Definition page for other considerations.

Oklahoma Department of Mental Health and Substance Abuse Services  
**Counts of Admitted Clients Served by Funding Source for Each County of Residence During FY1999**

**COUNTY OF RESIDENCE = LOGAN**

	Funding Source						
	Total	Mental Health	Substance Abuse	Domestic Violence	Residential Care	Medicaid	Other
<b>Total</b>							
Unduplicated Count	415	192	183	21	2	66	91
<b>Agency Type</b>							
Community Mental Health Center	221	183	17	0	0	65	90
Domestic Violence and Sexual Assault	23	0	2	21	0	0	0
Hospital	16	16	0	0	0	0	0
Other	1	0	1	0	0	0	0
Residential Care	2	0	0	0	2	0	0
Substance Abuse	171	0	171	0	0	1	1
<b>Sex</b>							
Female	208	108	75	14	2	44	57
Male	207	84	108	7	0	22	34
<b>Age</b>							
0-04	8	1	1	5	0	0	2
05-17	55	21	28	2	0	7	19
18-20	26	11	13	1	0	4	5
21-24	25	14	11	1	0	1	2
25-34	95	39	49	7	0	12	12
35-44	120	56	54	5	2	20	22
45-54	60	36	19	0	0	15	18
55-64	16	7	6	0	0	3	3
65-74	9	6	1	0	0	4	7
85+	1	1	1	0	0	0	1
<b>Race</b>							
White	331	165	135	13	2	54	80
Black	58	22	29	6	0	9	9
Native American	13	1	10	2	0	1	0
Hispanic	14	4	10	0	0	2	2
<b>Presenting Problem/Diagnosis</b>							
Alcohol Abuse	55	2	55	0	0	0	0
Developmental Disorder	9	4	0	0	0	4	6
Mood Disorder	147	127	8	0	2	35	50
Non Alcohol/Drug Related Organic	2	2	0	0	0	1	1
Other Non-Psychotic	21	19	1	0	0	2	5
Other Psychotic	27	24	0	1	0	11	12
Schizophrenia	21	15	2	0	0	11	13
Social Conditions	57	4	33	18	0	1	3
Substance Related	77	2	76	0	0	1	1
Deferred/No Diagnosis	14	0	12	2	0	0	0
<b>Other Indicators</b>							
Deaf and Hearing Impaired	4	2	0	1	0	2	1
Dual Diagnosis	26	23	4	0	0	7	7
Homeless	19	1	13	4	0	1	1
SED (6-17)	23	20	0	0	0	6	19
SMI (If ever)	200	156	28	4	2	58	65

Notes: The same client may be counted in more than one category, e.g., clients can receive services under more than one contract source, in more than one "County of Residence," or may have multiple "Other Indicators." Please see Definition page for other considerations.

Oklahoma Department of Mental Health and Substance Abuse Services  
**Counts of Admitted Clients Served by Funding Source for Each County of Residence During FY1999**

**COUNTY OF RESIDENCE = LOVE**

		Funding Source						
		Total	Mental Health	Substance Abuse	Domestic Violence	Residential Care	Medicaid	Other
<b>Total</b>	Unduplicated Count	144	105	27	5	0	18	68
<b>Agency Type</b>	Community Mental Health Center	122	101	7	0	0	18	68
	Domestic Violence and Sexual Assault	5	0	0	5	0	0	0
	Hospital	6	6	0	0	0	0	0
	Substance Abuse	20	0	20	0	0	0	0
<b>Sex</b>	Female	77	57	10	4	0	14	36
	Male	67	48	17	1	0	4	32
<b>Age</b>	0-04	6	5	0	1	0	0	5
	05-17	41	28	6	0	0	0	32
	18-20	6	3	2	0	0	1	2
	21-24	10	7	4	0	0	0	2
	25-34	24	17	7	3	0	3	4
	35-44	32	23	5	1	0	6	11
	45-54	18	15	3	0	0	5	8
	55-64	6	6	0	0	0	2	3
	65-74	1	1	0	0	0	1	1
<b>Race</b>	White	126	92	26	4	0	15	56
	Black	7	7	0	0	0	2	5
	Native American	9	6	1	1	0	1	4
	Hispanic	2	1	0	0	0	0	2
	Asian	1	0	0	0	0	0	1
<b>Presenting Problem/Diagnosis</b>	Alcohol Abuse	7	4	4	0	0	0	3
	Developmental Disorder	15	13	0	0	0	0	12
	Mood Disorder	42	37	1	0	0	8	17
	Other Non-Psychotic	32	21	1	0	0	2	19
	Other Psychotic	14	12	1	0	0	3	9
	Schizophrenia	13	12	0	0	0	5	8
	Social Conditions	11	2	4	5	0	0	0
	Substance Related	18	5	16	0	0	0	0
<b>Other Indicators</b>	Dual Diagnosis	7	6	3	0	0	0	2
	Homeless	8	3	1	4	0	1	1
	SED (6-17)	10	6	2	0	0	0	6
	SMI (If ever)	55	50	4	2	0	14	23

Notes: The same client may be counted in more than one category, e.g., clients can receive services under more than one contract source, in more than one "County of Residence," or may have multiple "Other Indicators." Please see Definition page for other considerations.



Oklahoma Department of Mental Health and Substance Abuse Services  
**Counts of Admitted Clients Served by Funding Source for Each County of Residence During FY1999**

**COUNTY OF RESIDENCE = MAJOR**

	Funding Source						
	Total	Mental Health	Substance Abuse	Domestic Violence	Residential Care	Medicaid	Other
<b>Total</b>							
Unduplicated Count	136	114	7	8	1	40	0
<b>Agency Type</b>							
Community Mental Health Center	123	114	3	0	0	40	0
Domestic Violence and Sexual Assault	8	0	0	8	0	0	0
Hospital	1	1	0	0	0	0	0
Residential Care	1	0	0	0	1	0	0
Substance Abuse	5	0	5	0	0	0	0
<b>Sex</b>							
Female	67	57	1	6	0	23	0
Male	69	57	6	2	1	17	0
<b>Age</b>							
0-04	2	0	0	2	0	0	0
05-17	22	21	0	0	0	10	0
18-20	7	6	0	1	0	1	0
21-24	8	7	1	1	0	1	0
25-34	29	26	2	0	1	5	0
35-44	28	22	3	3	0	4	0
45-54	21	18	1	1	0	5	0
55-64	9	7	0	0	0	6	0
65-74	8	6	0	0	0	6	0
75-84	2	1	0	0	0	2	0
<b>Race</b>							
White	133	111	7	8	1	40	0
Native American	2	2	0	0	0	0	0
Hispanic	1	1	0	0	0	0	0
<b>Presenting Problem/Diagnosis</b>							
Alcohol Abuse	18	15	5	0	0	2	0
Developmental Disorder	5	4	0	0	1	1	0
Mood Disorder	60	57	0	0	0	20	0
Non Alcohol/Drug Related Organic	8	5	0	0	0	4	0
Other Non-Psychotic	12	11	0	0	0	3	0
Other Psychotic	2	2	0	0	0	1	0
Schizophrenia	4	4	0	0	0	4	0
Social Conditions	14	11	0	2	0	5	0
Substance Related	6	4	2	0	0	0	0
Deferred/No Diagnosis	8	1	1	6	0	0	0
<b>Other Indicators</b>							
Dual Diagnosis	10	10	0	0	0	1	0
Homeless	7	1	1	5	0	1	0
SMI (If ever)	61	52	3	0	1	24	0

Notes: The same client may be counted in more than one category, e.g., clients can receive services under more than one contract source, in more than one "County of Residence," or may have multiple "Other Indicators." Please see Definition page for other considerations.

Oklahoma Department of Mental Health and Substance Abuse Services  
**Counts of Admitted Clients Served by Funding Source for Each County of Residence During FY1999**

**COUNTY OF RESIDENCE = MARSHALL**

	Funding Source						
	Total	Mental Health	Substance Abuse	Domestic Violence	Residential Care	Medicaid	Other
<b>Total</b>							
Unduplicated Count	258	190	19	32	0	75	71
<b>Agency Type</b>							
Community Mental Health Center	218	189	12	0	0	75	71
Domestic Violence and Sexual Assault	32	0	0	32	0	0	0
Hospital	5	5	0	0	0	0	0
Substance Abuse	7	0	7	0	0	0	0
<b>Sex</b>							
Female	155	113	5	26	0	53	35
Male	103	77	14	6	0	22	36
<b>Age</b>							
0-04	10	1	0	8	0	0	2
05-17	52	41	0	10	0	0	29
18-20	6	5	0	1	0	1	2
21-24	17	15	2	1	0	7	4
25-34	48	38	5	6	0	16	9
35-44	52	36	9	4	0	17	8
45-54	35	29	2	2	0	11	9
55-64	25	17	1	0	0	14	6
65-74	8	5	0	0	0	5	2
75-84	2	1	0	0	0	2	0
85+	3	2	0	0	0	2	0
<b>Race</b>							
White	220	170	15	18	0	64	62
Black	6	4	0	0	0	3	1
Native American	26	10	3	14	0	3	5
Hispanic	6	6	1	0	0	5	3
<b>Presenting Problem/Diagnosis</b>							
Alcohol Abuse	10	4	9	0	0	1	2
Developmental Disorder	7	5	0	0	0	1	4
Mood Disorder	93	80	2	0	0	39	19
Non Alcohol/Drug Related Organic	4	3	0	0	0	1	1
Other Non-Psychotic	52	49	0	0	0	12	22
Other Psychotic	19	16	0	0	0	12	7
Personality Disorder	3	3	0	0	0	2	0
Schizophrenia	10	8	0	0	0	7	3
Social Conditions	48	16	0	32	0	0	9
Substance Related	14	8	8	0	0	0	4
<b>Other Indicators</b>							
Dual Diagnosis	11	10	1	0	0	6	1
Homeless	31	7	0	24	0	5	1
SED (6-17)	3	3	0	0	0	0	3
SMI (If ever)	125	104	4	2	0	66	28

Notes: The same client may be counted in more than one category, e.g., clients can receive services under more than one contract source, in more than one "County of Residence," or may have multiple "Other Indicators." Please see Definition page for other considerations.

Oklahoma Department of Mental Health and Substance Abuse Services  
**Counts of Admitted Clients Served by Funding Source for Each County of Residence During FY1999**

**COUNTY OF RESIDENCE = MAYES**

	Funding Source						
	Total	Mental Health	Substance Abuse	Domestic Violence	Residential Care	Medicaid	Other
<b>Total</b>							
Unduplicated Count	622	187	123	69	119	125	143
<b>Agency Type</b>							
Community Mental Health Center	323	160	2	0	0	124	135
Domestic Violence and Sexual Assault	72	0	4	69	0	0	0
Hospital	49	49	0	0	0	0	0
Other	2	0	2	0	0	0	0
Residential Care	119	0	0	0	119	0	0
Substance Abuse	122	0	119	0	0	1	9
<b>Sex</b>							
Female	274	77	39	47	39	80	54
Male	348	110	84	22	80	45	89
<b>Age</b>							
0-04	17	2	1	13	0	0	1
05-17	125	56	4	11	0	0	72
18-20	22	8	4	5	4	0	5
21-24	33	6	13	7	7	5	0
25-34	126	34	45	13	21	30	8
35-44	135	28	37	14	32	32	16
45-54	92	32	13	2	33	26	22
55-64	43	14	4	3	13	14	10
65-74	14	2	2	1	6	7	5
75-84	10	4	0	0	3	7	4
85+	5	1	0	0	0	4	0
<b>Race</b>							
White	479	141	96	52	90	104	111
Black	22	8	1	0	13	6	3
Native American	106	37	26	13	8	12	25
Hispanic	19	2	1	4	9	2	4
Asian	1	0	0	0	0	1	1
<b>Presenting Problem/Diagnosis</b>							
Alcohol Abuse	60	2	56	1	0	1	2
Developmental Disorder	91	29	0	0	31	1	39
Mood Disorder	157	76	1	0	34	54	30
Non Alcohol/Drug Related Organic	1	0	1	0	0	0	0
Other Non-Psychotic	63	22	1	0	0	18	26
Other Psychotic	76	23	0	0	44	22	14
Personality Disorder	1	0	0	0	0	0	1
Schizophrenia	52	31	0	0	0	28	23
Social Conditions	83	4	2	66	10	0	3
Substance Related	71	7	63	0	0	1	6
Deferred/No Diagnosis	9	0	3	2	4	0	0
<b>Other Indicators</b>							
Deaf and Hearing Impaired	5	1	0	1	0	3	2
Dual Diagnosis	40	27	1	0	0	21	10
Homeless	29	5	3	18	2	2	0
SED (6-17)	46	28	1	0	0	0	24
SMI (If ever)	298	103	20	7	119	103	61

Notes: The same client may be counted in more than one category, e.g., clients can receive services under more than one contract source, in more than one "County of Residence," or may have multiple "Other Indicators." Please see Definition page for other considerations.

Oklahoma Department of Mental Health and Substance Abuse Services  
**Counts of Admitted Clients Served by Funding Source for Each County of Residence During FY1999**

**COUNTY OF RESIDENCE = MCCLAIN**

	Funding Source						
	Total	Mental Health	Substance Abuse	Domestic Violence	Residential Care	Medicaid	Other
<b>Total</b>							
Unduplicated Count	232	110	50	19	0	52	72
<b>Agency Type</b>							
Community Mental Health Center	139	81	2	0	0	51	62
Domestic Violence and Sexual Assault	19	0	0	19	0	0	0
Hospital	34	34	0	0	0	0	0
Other	4	4	0	0	0	0	0
Substance Abuse	50	0	48	0	0	1	10
<b>Sex</b>							
Female	112	51	15	18	0	28	27
Male	120	59	35	1	0	24	45
<b>Age</b>							
0-04	2	1	1	0	0	0	1
05-17	44	26	9	4	0	2	19
18-20	11	7	5	0	0	2	2
21-24	14	8	3	2	0	2	3
25-34	55	33	14	6	0	12	11
35-44	60	22	18	6	0	8	14
45-54	17	8	0	1	0	8	7
55-64	11	3	0	0	0	5	7
65-74	7	2	0	0	0	3	4
75-84	5	0	0	0	0	4	3
85+	6	0	0	0	0	6	1
<b>Race</b>							
White	202	93	40	18	0	49	64
Black	6	4	2	0	0	1	1
Native American	19	10	7	1	0	1	2
Hispanic	6	4	1	0	0	1	4
Asian	1	1	0	0	0	0	1
<b>Presenting Problem/Diagnosis</b>							
Alcohol Abuse	17	5	12	0	0	0	2
Developmental Disorder	12	9	0	0	0	2	6
Mood Disorder	73	51	0	0	0	15	29
Non Alcohol/Drug Related Organic	4	1	0	0	0	4	0
Other Non-Psychotic	19	15	0	0	0	5	7
Other Psychotic	30	19	1	0	0	12	9
Schizophrenia	20	5	0	0	0	13	9
Social Conditions	29	6	3	19	0	0	3
Substance Related	35	3	32	0	0	1	7
Deferred/No Diagnosis	2	0	2	0	0	0	0
<b>Other Indicators</b>							
Deaf and Hearing Impaired	4	3	0	0	0	1	1
Dual Diagnosis	22	15	1	0	0	9	8
Homeless	16	6	4	6	0	0	2
SED (6-17)	21	16	1	0	0	2	11
SMI (If ever)	97	51	6	2	0	38	35

Notes: The same client may be counted in more than one category, e.g., clients can receive services under more than one contract source, in more than one "County of Residence," or may have multiple "Other Indicators." Please see Definition page for other considerations.

Oklahoma Department of Mental Health and Substance Abuse Services  
**Counts of Admitted Clients Served by Funding Source for Each County of Residence During FY1999**

**COUNTY OF RESIDENCE = MCCURTAIN**

	Funding Source						
	Total	Mental Health	Substance Abuse	Domestic Violence	Residential Care	Medicaid	Other
<b>Total</b>							
Unduplicated Count	827	304	236	317	4	117	56
<b>Agency Type</b>							
Community Mental Health Center	299	296	3	0	0	114	0
Domestic Violence and Sexual Assault	316	0	0	316	0	0	3
Hospital	11	11	0	0	0	0	0
Residential Care	4	0	0	0	4	0	0
Substance Abuse	235	0	234	1	0	3	53
<b>Sex</b>							
Female	446	172	86	210	1	71	20
Male	381	132	150	107	3	46	36
<b>Age</b>							
0-04	32	1	4	27	0	0	0
05-17	119	29	29	64	0	2	5
18-20	37	6	20	11	0	1	5
21-24	87	21	36	34	0	3	8
25-34	196	52	69	89	0	13	18
35-44	195	89	48	69	3	41	13
45-54	107	69	18	19	1	34	5
55-64	45	28	12	4	0	18	2
65-74	6	6	0	0	0	3	0
75-84	3	3	0	0	0	2	0
<b>Race</b>							
White	583	224	162	219	2	73	36
Black	118	56	23	41	1	31	7
Native American	117	20	47	55	1	13	13
Hispanic	9	3	4	3	0	0	0
Asian	2	1	0	1	0	0	0
<b>Presenting Problem/Diagnosis</b>							
Alcohol Abuse	89	9	81	3	0	3	23
Developmental Disorder	10	5	0	5	0	1	0
Mood Disorder	129	126	0	2	0	43	0
Non Alcohol/Drug Related Organic	5	5	0	0	0	3	0
Other Non-Psychotic	44	44	0	0	0	7	0
Other Psychotic	41	41	0	0	0	14	0
Schizophrenia	59	58	0	0	0	41	0
Social Conditions	312	4	8	299	1	2	3
Substance Related	159	14	145	2	1	3	30
Deferred/No Diagnosis	12	0	4	6	2	0	0
<b>Other Indicators</b>							
Deaf and Hearing Impaired	1	1	0	0	0	0	0
Dual Diagnosis	37	36	0	0	0	16	0
Homeless	40	2	7	30	1	0	1
SED (6-17)	13	13	0	0	0	2	0
SMI (If ever)	216	192	18	13	4	96	5

Notes: The same client may be counted in more than one category, e.g., clients can receive services under more than one contract source, in more than one "County of Residence," or may have multiple "Other Indicators." Please see Definition page for other considerations.

Oklahoma Department of Mental Health and Substance Abuse Services  
**Counts of Admitted Clients Served by Funding Source for Each County of Residence During FY1999**

**COUNTY OF RESIDENCE = MCINTOSH**

	Funding Source						
	Total	Mental Health	Substance Abuse	Domestic Violence	Residential Care	Medicaid	Other
<b>Total</b>							
Unduplicated Count	313	117	83	18	51	83	26
<b>Agency Type</b>							
Community Mental Health Center	154	107	0	0	1	63	0
Domestic Violence and Sexual Assault	12	0	0	12	0	0	0
Hospital	14	14	0	0	0	0	0
Other	4	0	4	0	0	0	0
Residential Care	50	0	0	0	50	0	0
Substance Abuse	97	0	79	6	0	20	26
<b>Sex</b>							
Female	165	64	41	14	22	51	12
Male	148	53	42	4	29	32	14
<b>Age</b>							
0-04	10	0	3	7	0	1	1
05-17	31	6	18	1	0	7	13
18-20	12	5	2	1	2	2	1
21-24	19	6	5	0	3	8	1
25-34	73	24	25	5	9	22	5
35-44	82	34	19	3	16	18	4
45-54	52	27	7	1	14	10	0
55-64	28	11	4	0	7	13	0
65-74	6	4	0	0	0	2	1
<b>Race</b>							
White	261	99	72	16	39	66	24
Black	27	11	2	0	8	10	0
Native American	27	5	9	2	4	7	2
Hispanic	2	2	0	0	0	0	0
<b>Presenting Problem/Diagnosis</b>							
Alcohol Abuse	19	3	15	0	0	1	0
Developmental Disorder	56	1	4	0	49	2	3
Mood Disorder	88	57	5	0	0	32	2
Non Alcohol/Drug Related Organic	2	1	0	0	0	1	0
Other Non-Psychotic	45	20	15	0	0	17	9
Other Psychotic	21	17	0	0	1	6	0
Schizophrenia	21	12	0	0	0	14	0
Social Conditions	32	5	9	16	1	4	4
Substance Related	38	2	31	1	0	6	8
Deferred/No Diagnosis	6	0	5	1	0	0	0
<b>Other Indicators</b>							
Deaf and Hearing Impaired	1	1	0	0	0	0	0
Dual Diagnosis	27	18	3	0	1	8	1
Homeless	12	3	3	3	0	3	1
SED (6-17)	5	5	0	0	0	0	0
SMI (If ever)	175	76	12	2	50	65	2

Notes: The same client may be counted in more than one category, e.g., clients can receive services under more than one contract source, in more than one "County of Residence," or may have multiple "Other Indicators." Please see Definition page for other considerations.

Oklahoma Department of Mental Health and Substance Abuse Services  
**Counts of Admitted Clients Served by Funding Source for Each County of Residence During FY1999**

**COUNTY OF RESIDENCE = MURRAY**

	Funding Source						
	Total	Mental Health	Substance Abuse	Domestic Violence	Residential Care	Medicaid	Other
<b>Total</b>							
Unduplicated Count	287	234	42	8	4	79	95
<b>Agency Type</b>							
Community Mental Health Center	254	231	19	0	0	79	93
Domestic Violence and Sexual Assault	8	0	0	8	0	0	0
Hospital	10	10	0	0	0	0	0
Residential Care	4	0	0	0	4	0	0
Substance Abuse	26	0	26	0	0	2	4
<b>Sex</b>							
Female	173	141	22	6	1	53	54
Male	114	93	20	2	3	26	41
<b>Age</b>							
05-17	38	29	2	1	0	8	26
18-20	11	9	2	0	0	2	5
21-24	15	10	3	2	0	5	2
25-34	52	41	9	1	1	6	11
35-44	90	77	19	4	1	26	20
45-54	51	41	6	0	2	16	18
55-64	21	20	1	0	0	10	9
65-74	6	6	0	0	0	3	4
75-84	3	1	0	0	0	3	0
<b>Race</b>							
White	255	207	36	8	3	69	85
Black	6	4	1	0	1	3	3
Native American	23	19	5	0	0	7	7
Hispanic	4	4	0	0	0	0	0
<b>Presenting Problem/Diagnosis</b>							
Alcohol Abuse	22	12	11	0	0	3	6
Developmental Disorder	22	15	0	0	4	4	11
Mood Disorder	120	116	4	0	0	32	39
Non Alcohol/Drug Related Organic	2	0	0	0	0	2	0
Other Non-Psychotic	35	30	0	0	0	11	13
Other Psychotic	24	23	1	0	0	7	8
Personality Disorder	1	1	0	0	0	0	0
Schizophrenia	28	28	0	0	0	20	13
Social Conditions	16	3	3	8	0	1	4
Substance Related	28	10	25	0	0	1	3
<b>Other Indicators</b>							
Deaf and Hearing Impaired	5	3	0	1	0	2	2
Dual Diagnosis	21	18	7	0	0	1	5
Homeless	10	5	3	2	0	0	1
SED (6-17)	15	13	0	0	0	4	11
SMI (If ever)	169	147	16	3	4	59	56

Notes: The same client may be counted in more than one category, e.g., clients can receive services under more than one contract source, in more than one "County of Residence," or may have multiple "Other Indicators." Please see Definition page for other considerations.

Oklahoma Department of Mental Health and Substance Abuse Services  
**Counts of Admitted Clients Served by Funding Source for Each County of Residence During FY1999**

**COUNTY OF RESIDENCE = MUSKOGEE**

	Funding Source						
	Total	Mental Health	Substance Abuse	Domestic Violence	Residential Care	Medicaid	Other
<b>Total</b>							
Unduplicated Count	1,310	720	327	144	36	312	29
<b>Agency Type</b>							
Community Mental Health Center	914	658	61	0	33	308	8
Domestic Violence and Sexual Assault	144	0	2	144	0	0	0
Hospital	101	101	0	0	0	0	0
Other	16	1	15	0	0	0	0
Residential Care	3	0	0	0	3	0	0
Substance Abuse	260	0	258	0	0	4	21
<b>Sex</b>							
Female	708	351	170	105	13	224	23
Male	602	369	157	39	23	88	6
<b>Age</b>							
0-04	41	5	15	23	0	0	0
05-17	248	174	31	44	0	8	2
18-20	62	40	17	4	1	6	0
21-24	105	61	31	13	0	25	6
25-34	298	142	107	23	4	84	13
35-44	319	169	96	31	7	92	4
45-54	140	73	29	6	12	54	4
55-64	75	45	1	0	7	31	0
65-74	17	8	0	0	4	11	0
75-84	5	3	0	0	1	1	0
<b>Race</b>							
White	896	535	220	68	25	206	20
Black	263	119	65	35	8	85	5
Native American	145	57	44	38	2	19	3
Hispanic	21	12	3	3	1	2	1
<b>Presenting Problem/Diagnosis</b>							
Alcohol Abuse	80	13	65	2	0	12	5
Developmental Disorder	100	92	0	0	2	7	0
Mood Disorder	355	267	7	0	7	126	4
Non Alcohol/Drug Related Organic	10	7	0	0	1	3	0
Other Non-Psychotic	150	130	7	0	2	25	3
Other Psychotic	73	58	0	0	7	26	1
Personality Disorder	10	5	0	0	0	6	0
Schizophrenia	103	48	0	0	15	64	0
Social Conditions	238	88	17	124	2	20	0
Substance Related	238	29	214	4	0	23	16
Deferred/No Diagnosis	42	2	25	15	0	0	0
<b>Other Indicators</b>							
Deaf and Hearing Impaired	3	2	0	0	0	1	0
Dual Diagnosis	116	94	3	0	1	38	0
Homeless	115	32	50	34	0	18	6
SED (6-17)	124	123	1	0	0	1	0
SMI (If ever)	633	392	90	25	36	256	14

Notes: The same client may be counted in more than one category, e.g., clients can receive services under more than one contract source, in more than one "County of Residence," or may have multiple "Other Indicators." Please see Definition page for other considerations.



Oklahoma Department of Mental Health and Substance Abuse Services  
**Counts of Admitted Clients Served by Funding Source for Each County of Residence During FY1999**

**COUNTY OF RESIDENCE = NOBLE**

	Funding Source						
	Total	Mental Health	Substance Abuse	Domestic Violence	Residential Care	Medicaid	Other
<b>Total</b>							
Unduplicated Count	194	73	67	24	7	30	62
<b>Agency Type</b>							
Community Mental Health Center	100	65	7	0	0	30	58
Domestic Violence and Sexual Assault	24	0	0	24	0	0	0
Hospital	14	14	0	0	0	0	0
Residential Care	7	0	0	0	7	0	0
Substance Abuse	62	0	61	0	0	0	4
<b>Sex</b>							
Female	88	37	17	18	2	21	31
Male	106	36	50	6	5	9	31
<b>Age</b>							
0-04	9	1	0	4	0	0	6
05-17	26	13	1	3	0	0	20
18-20	6	1	4	1	0	0	0
21-24	14	6	4	3	0	2	1
25-34	44	15	23	6	1	8	8
35-44	40	12	21	3	1	4	10
45-54	33	14	12	3	3	5	11
55-64	10	5	1	0	1	6	5
65-74	6	3	1	1	0	3	1
75-84	3	1	0	0	1	1	0
85+	3	2	0	0	0	1	0
<b>Race</b>							
White	147	60	45	19	6	24	47
Black	15	7	3	0	1	4	5
Native American	28	8	16	4	0	1	8
Hispanic	6	0	3	1	0	1	2
<b>Presenting Problem/Diagnosis</b>							
Alcohol Abuse	54	2	52	0	0	0	3
Developmental Disorder	16	9	0	0	0	0	12
Mood Disorder	48	34	0	0	5	16	21
Non Alcohol/Drug Related Organic	2	1	0	0	0	1	0
Other Non-Psychotic	15	10	1	0	0	3	5
Other Psychotic	8	5	0	0	2	1	1
Schizophrenia	13	11	1	0	0	9	11
Social Conditions	30	3	1	22	0	0	8
Substance Related	14	1	13	0	0	0	1
Deferred/No Diagnosis	2	0	0	2	0	0	0
<b>Other Indicators</b>							
Deaf and Hearing Impaired	1	1	0	0	0	1	0
Dual Diagnosis	9	6	1	0	0	4	4
Homeless	15	1	12	2	0	0	0
SED (6-17)	6	5	0	0	0	0	4
SMI (If ever)	64	35	12	3	7	23	29

Notes: The same client may be counted in more than one category, e.g., clients can receive services under more than one contract source, in more than one "County of Residence," or may have multiple "Other Indicators." Please see Definition page for other considerations.

Oklahoma Department of Mental Health and Substance Abuse Services  
**Counts of Admitted Clients Served by Funding Source for Each County of Residence During FY1999**

**COUNTY OF RESIDENCE = NOWATA**

	Funding Source						
	Total	Mental Health	Substance Abuse	Domestic Violence	Residential Care	Medicaid	Other
<b>Total</b>							
Unduplicated Count	175	52	37	68	1	24	23
<b>Agency Type</b>							
Community Mental Health Center	71	48	0	0	0	24	22
Domestic Violence and Sexual Assault	68	0	1	68	0	0	0
Hospital	11	11	0	0	0	0	0
Residential Care	1	0	0	0	1	0	0
Substance Abuse	36	0	36	0	0	0	1
<b>Sex</b>							
Female	102	24	14	53	0	16	10
Male	73	28	23	15	1	8	13
<b>Age</b>							
0-04	2	0	0	2	0	0	0
05-17	26	13	1	8	0	0	7
18-20	10	1	4	5	0	1	1
21-24	18	6	5	6	0	1	1
25-34	39	5	10	22	0	5	4
35-44	41	12	8	17	1	10	2
45-54	23	7	8	4	0	2	2
55-64	9	5	1	2	0	3	3
65-74	5	3	0	2	0	0	3
75-84	1	0	0	0	0	1	0
85+	1	0	0	0	0	1	0
<b>Race</b>							
White	121	42	20	44	1	20	18
Black	20	5	9	4	0	2	4
Native American	37	7	8	20	0	2	1
<b>Presenting Problem/Diagnosis</b>							
Alcohol Abuse	11	1	10	0	0	0	1
Developmental Disorder	12	8	0	0	0	0	4
Mood Disorder	36	28	0	0	0	11	8
Non Alcohol/Drug Related Organic	1	1	0	0	0	0	1
Other Non-Psychotic	8	4	0	0	0	3	2
Other Psychotic	6	3	0	0	1	2	0
Schizophrenia	12	10	0	0	0	7	6
Social Conditions	70	0	4	66	0	1	0
Substance Related	23	0	23	0	0	0	1
Deferred/No Diagnosis	2	0	0	2	0	0	0
<b>Other Indicators</b>							
Dual Diagnosis	11	8	0	0	0	4	0
Homeless	7	0	4	3	0	0	0
SED (6-17)	10	8	0	0	0	0	4
SMI (If ever)	58	35	6	5	1	21	16

Notes: The same client may be counted in more than one category, e.g., clients can receive services under more than one contract source, in more than one "County of Residence," or may have multiple "Other Indicators." Please see Definition page for other considerations.

Oklahoma Department of Mental Health and Substance Abuse Services  
**Counts of Admitted Clients Served by Funding Source for Each County of Residence During FY1999**

**COUNTY OF RESIDENCE = OKFUSKEE**

	Funding Source						
	Total	Mental Health	Substance Abuse	Domestic Violence	Residential Care	Medicaid	Other
<b>Total</b>							
Unduplicated Count	380	143	73	17	69	157	95
<b>Agency Type</b>							
Community Mental Health Center	240	137	3	0	0	155	90
Domestic Violence and Sexual Assault	17	0	0	17	0	0	0
Hospital	15	15	0	0	0	0	0
Other	2	0	2	0	0	0	0
Residential Care	69	0	0	0	69	0	0
Substance Abuse	71	0	69	0	0	2	5
<b>Sex</b>							
Female	147	60	13	16	23	66	33
Male	233	83	60	1	46	91	62
<b>Age</b>							
0-04	7	0	3	3	0	1	1
05-17	55	21	2	2	0	29	35
18-20	19	7	11	1	0	5	2
21-24	20	9	4	2	1	8	3
25-34	83	23	23	4	13	33	8
35-44	102	35	26	2	24	39	18
45-54	49	23	2	3	16	25	11
55-64	32	16	1	0	11	15	10
65-74	9	6	1	0	3	2	5
75-84	4	3	0	0	1	0	2
<b>Race</b>							
White	228	95	38	13	24	102	59
Black	94	32	12	1	41	38	18
Native American	51	16	21	3	1	14	16
Hispanic	6	2	1	0	2	2	2
Asian	3	0	1	0	1	1	0
<b>Presenting Problem/Diagnosis</b>							
Alcohol Abuse	29	0	28	0	0	1	2
Developmental Disorder	36	12	0	0	8	16	21
Mood Disorder	83	47	0	0	5	40	20
Non Alcohol/Drug Related Organic	1	0	0	0	0	1	0
Other Non-Psychotic	34	19	1	0	0	19	10
Other Psychotic	78	17	0	0	47	26	11
Personality Disorder	3	3	0	0	0	2	1
Schizophrenia	67	46	0	0	0	50	27
Social Conditions	35	2	5	17	10	1	0
Substance Related	27	1	25	0	0	1	3
Deferred/No Diagnosis	15	0	15	0	0	0	0
<b>Other Indicators</b>							
Deaf and Hearing Impaired	3	2	0	0	0	1	0
Dual Diagnosis	20	17	0	0	0	13	6
Homeless	17	3	4	4	6	0	0
SED (6-17)	43	19	0	0	0	21	33
SMI (If ever)	231	105	12	2	69	122	49

Notes: The same client may be counted in more than one category, e.g., clients can receive services under more than one contract source, in more than one "County of Residence," or may have multiple "Other Indicators." Please see Definition page for other considerations.

**Oklahoma Department of Mental Health and Substance Abuse Services**  
**Counts of Admitted Clients Served by Funding Source for Each County of Residence During FY1999**

**COUNTY OF RESIDENCE = OKLAHOMA**

	Funding Source						
	Total	Mental Health	Substance Abuse	Domestic Violence	Residential Care	Medicaid	Other
<b>Total</b>							
Unduplicated Count	11,573	4,882	3,577	1,223	82	2,485	3,277
<b>Agency Type</b>							
Community Mental Health Center	7,889	4,628	1,173	0	0	2,466	3,220
Domestic Violence and Sexual Assault	1,225	0	2	1,223	0	0	0
Hospital	410	410	0	0	0	0	0
Other	68	66	2	0	0	0	0
Residential Care	82	0	0	0	82	0	0
Substance Abuse	2,622	2	2,605	0	0	20	62
<b>Sex</b>							
Female	6,043	2,638	1,365	909	21	1,542	1,751
Male	5,530	2,244	2,212	314	61	943	1,526
<b>Age</b>							
0-04	437	38	41	211	0	9	173
05-17	1,901	402	227	242	0	128	1,302
18-20	431	182	190	59	0	30	60
21-24	687	290	306	107	2	69	57
25-34	2,337	1,034	1,035	286	8	378	340
35-44	3,012	1,459	1,208	223	22	690	554
45-54	1,580	846	467	70	29	507	360
55-64	606	349	92	20	11	269	195
65-74	308	171	9	4	8	190	145
75-84	186	77	1	1	2	149	66
85+	88	34	1	0	0	66	25
<b>Race</b>							
White	7,689	3,569	2,330	642	64	1,676	2,175
Black	2,826	953	892	368	16	646	823
Native American	549	160	228	102	0	80	109
Hispanic	525	196	145	93	1	69	150
Asian	95	44	12	23	1	18	21
<b>Presenting Problem/Diagnosis</b>							
Alcohol Abuse	957	149	868	0	2	38	24
Developmental Disorder	641	174	14	0	1	74	558
Mood Disorder	3,133	2,224	352	1	14	952	1,005
Non Alcohol/Drug Related Organic	125	75	7	0	0	77	36
Other Non-Psychotic	1,403	643	96	0	0	297	774
Other Psychotic	937	709	79	0	26	366	222
Personality Disorder	29	19	2	0	0	18	9
Schizophrenia	1,177	831	68	0	0	617	409
Social Conditions	1,741	184	154	1,216	37	38	203
Substance Related	2,023	115	1,959	0	0	25	44
Deferred/No Diagnosis	124	7	104	6	3	4	3
<b>Other Indicators</b>							
Deaf and Hearing Impaired	83	43	13	6	1	39	17
Dual Diagnosis	973	745	232	0	0	304	276
Homeless	1,057	354	415	371	3	64	43
SED (6-17)	353	197	13	1	0	63	243
SMI (If ever)	5,296	3,514	1,220	147	82	1,931	1,299

Notes: The same client may be counted in more than one category, e.g., clients can receive services under more than one contract source, in more than one "County of Residence," or may have multiple "Other Indicators." Please see Definition page for other considerations.

Oklahoma Department of Mental Health and Substance Abuse Services  
**Counts of Admitted Clients Served by Funding Source for Each County of Residence During FY1999**

**COUNTY OF RESIDENCE = OKMULGEE**

	Funding Source						
	Total	Mental Health	Substance Abuse	Domestic Violence	Residential Care	Medicaid	Other
<b>Total</b>							
Unduplicated Count	967	374	194	162	25	353	302
<b>Agency Type</b>							
Community Mental Health Center	570	311	5	0	0	347	283
Domestic Violence and Sexual Assault	167	0	7	162	0	0	4
Hospital	89	89	0	0	0	0	0
Other	6	0	6	0	0	0	0
Residential Care	25	0	0	0	25	0	0
Substance Abuse	190	0	177	0	0	7	15
<b>Sex</b>							
Female	489	179	61	129	10	190	122
Male	478	195	133	33	15	163	180
<b>Age</b>							
0-04	25	2	0	21	0	3	4
05-17	295	113	6	33	0	131	197
18-20	40	16	10	10	0	10	6
21-24	58	17	19	17	0	12	4
25-34	185	59	59	51	3	55	14
35-44	188	78	71	24	9	52	27
45-54	109	54	26	4	5	48	32
55-64	43	24	3	2	5	25	11
65-74	19	11	0	0	3	12	7
75-84	2	0	0	0	0	2	0
85+	3	0	0	0	0	3	0
<b>Race</b>							
White	691	282	132	101	18	263	230
Black	131	54	31	16	5	51	27
Native American	128	35	29	36	2	30	39
Hispanic	23	4	2	9	0	9	6
Asian	1	0	1	0	0	0	0
<b>Presenting Problem/Diagnosis</b>							
Alcohol Abuse	51	2	50	0	0	0	2
Developmental Disorder	157	56	0	0	24	65	106
Mood Disorder	261	165	5	0	0	146	92
Non Alcohol/Drug Related Organic	2	2	0	0	0	1	1
Other Non-Psychotic	104	53	3	0	0	52	49
Other Psychotic	58	43	0	0	1	25	11
Personality Disorder	5	3	0	0	0	3	2
Schizophrenia	72	51	4	0	0	49	26
Social Conditions	172	0	9	162	0	5	5
Substance Related	137	11	121	0	0	8	8
Deferred/No Diagnosis	6	0	6	0	0	0	0
<b>Other Indicators</b>							
Deaf and Hearing Impaired	6	1	1	1	0	4	1
Dual Diagnosis	45	33	11	0	0	10	6
Homeless	94	17	10	66	1	8	4
SED (6-17)	206	96	0	0	0	108	153
SMI (If ever)	359	206	49	19	25	187	88

Notes: The same client may be counted in more than one category, e.g., clients can receive services under more than one contract source, in more than one "County of Residence," or may have multiple "Other Indicators." Please see Definition page for other considerations.

Oklahoma Department of Mental Health and Substance Abuse Services  
**Counts of Admitted Clients Served by Funding Source for Each County of Residence During FY1999**

**COUNTY OF RESIDENCE = OSAGE**

	Funding Source						
	Total	Mental Health	Substance Abuse	Domestic Violence	Residential Care	Medicaid	Other
<b>Total</b>							
Unduplicated Count	420	150	194	61	3	41	84
<b>Agency Type</b>							
Community Mental Health Center	158	115	17	0	0	40	68
Domestic Violence and Sexual Assault	61	0	3	61	0	0	1
Hospital	32	32	0	0	0	0	0
Other	101	10	95	0	0	0	6
Residential Care	3	0	0	0	3	0	0
Substance Abuse	86	1	84	0	0	1	9
<b>Sex</b>							
Female	198	75	74	37	0	32	50
Male	222	75	120	24	3	9	34
<b>Age</b>							
0-04	12	0	3	6	0	0	3
05-17	64	14	24	12	0	1	22
18-20	29	6	18	5	0	0	3
21-24	25	6	16	4	0	3	5
25-34	103	33	51	19	1	10	13
35-44	105	45	56	10	1	10	18
45-54	56	31	22	2	1	11	13
55-64	17	9	2	3	0	4	6
65-74	9	6	2	0	0	2	1
<b>Race</b>							
White	319	124	127	51	3	33	71
Black	20	10	8	2	0	5	3
Native American	76	14	57	7	0	2	8
Hispanic	6	3	2	1	0	2	2
Asian	1	0	1	0	0	0	0
<b>Presenting Problem/Diagnosis</b>							
Alcohol Abuse	49	4	47	1	0	1	3
Developmental Disorder	25	10	2	0	2	2	17
Mood Disorder	89	65	16	0	1	17	29
Non Alcohol/Drug Related Organic	2	2	0	0	0	1	0
Other Non-Psychotic	46	22	19	0	0	7	10
Other Psychotic	20	19	0	0	0	4	5
Personality Disorder	7	2	6	0	0	0	0
Schizophrenia	24	22	3	0	0	10	10
Social Conditions	78	7	15	57	0	0	3
Substance Related	80	1	78	0	0	0	7
Deferred/No Diagnosis	14	0	11	3	0	0	0
<b>Other Indicators</b>							
Dual Diagnosis	35	25	14	0	0	3	7
Homeless	20	0	6	13	0	0	2
SED (6-17)	14	4	0	0	0	1	12
SMI (If ever)	143	96	33	7	3	35	43

Notes: The same client may be counted in more than one category, e.g., clients can receive services under more than one contract source, in more than one "County of Residence," or may have multiple "Other Indicators." Please see Definition page for other considerations.

Oklahoma Department of Mental Health and Substance Abuse Services  
**Counts of Admitted Clients Served by Funding Source for Each County of Residence During FY1999**

**COUNTY OF RESIDENCE = OTTAWA**

	Funding Source						
	Total	Mental Health	Substance Abuse	Domestic Violence	Residential Care	Medicaid	Other
<b>Total</b>							
Unduplicated Count	641	246	138	142	1	82	195
<b>Agency Type</b>							
Community Mental Health Center	356	203	1	0	0	82	193
Domestic Violence and Sexual Assault	138	0	0	138	0	0	0
Hospital	84	84	0	0	0	0	0
Other	3	0	3	0	0	0	0
Residential Care	1	0	0	0	1	0	0
Substance Abuse	139	0	134	4	0	0	2
<b>Sex</b>							
Female	313	112	34	100	0	55	91
Male	328	134	104	42	1	27	104
<b>Age</b>							
0-04	39	1	2	30	0	0	8
05-17	202	78	5	50	0	1	140
18-20	33	17	12	5	0	1	7
21-24	43	11	14	9	1	9	0
25-34	134	52	47	27	0	25	10
35-44	110	45	40	18	0	21	8
45-54	52	28	14	3	0	16	9
55-64	22	12	4	0	0	6	10
65-74	5	2	0	0	0	3	2
75-84	1	0	0	0	0	0	1
<b>Race</b>							
White	487	203	109	87	1	71	143
Black	17	2	5	6	0	2	3
Native American	118	42	21	29	0	8	45
Hispanic	32	6	3	21	0	1	4
Asian	1	1	0	0	0	0	0
<b>Presenting Problem/Diagnosis</b>							
Alcohol Abuse	68	13	59	0	0	1	1
Developmental Disorder	60	28	0	0	0	1	55
Mood Disorder	208	129	1	0	1	51	82
Non Alcohol/Drug Related Organic	4	2	0	0	0	2	0
Other Non-Psychotic	57	32	1	0	0	7	36
Other Psychotic	36	29	0	0	0	8	9
Personality Disorder	2	2	0	0	0	1	0
Schizophrenia	23	17	0	0	0	10	7
Social Conditions	144	0	1	142	0	0	1
Substance Related	83	11	74	0	0	1	4
Deferred/No Diagnosis	3	0	3	0	0	0	0
<b>Other Indicators</b>							
Deaf and Hearing Impaired	2	0	0	0	0	1	1
Dual Diagnosis	55	44	3	0	0	10	6
Homeless	111	3	7	103	0	0	0
SED (6-17)	119	56	0	0	0	0	115
SMI (If ever)	215	128	27	16	1	73	41

Notes: The same client may be counted in more than one category, e.g., clients can receive services under more than one contract source, in more than one "County of Residence," or may have multiple "Other Indicators." Please see Definition page for other considerations.

Oklahoma Department of Mental Health and Substance Abuse Services  
**Counts of Admitted Clients Served by Funding Source for Each County of Residence During FY1999**

**COUNTY OF RESIDENCE = PAWNEE**

	Funding Source						
	Total	Mental Health	Substance Abuse	Domestic Violence	Residential Care	Medicaid	Other
<b>Total</b>							
Unduplicated Count	333	146	136	24	0	53	92
<b>Agency Type</b>							
Community Mental Health Center	167	119	3	0	0	53	90
Domestic Violence and Sexual Assault	24	0	0	24	0	0	0
Hospital	18	18	0	0	0	0	0
Other	70	15	64	0	0	0	0
Substance Abuse	75	0	74	0	0	0	2
<b>Sex</b>							
Female	163	84	47	17	0	41	54
Male	170	62	89	7	0	12	38
<b>Age</b>							
0-04	7	3	0	1	0	0	5
05-17	75	31	20	8	0	3	40
18-20	25	9	14	2	0	3	3
21-24	22	10	10	1	0	2	1
25-34	64	27	33	5	0	13	9
35-44	67	31	29	6	0	10	10
45-54	46	23	19	1	0	12	14
55-64	18	9	8	0	0	6	7
65-74	6	3	2	0	0	2	3
75-84	1	0	1	0	0	0	0
85+	2	0	0	0	0	2	0
<b>Race</b>							
White	235	113	89	11	0	50	69
Black	13	7	4	3	0	2	2
Native American	80	26	38	10	0	1	21
Hispanic	5	0	5	0	0	0	0
<b>Presenting Problem/Diagnosis</b>							
Alcohol Abuse	79	3	78	0	0	0	0
Developmental Disorder	31	19	0	0	0	2	25
Mood Disorder	70	57	6	0	0	22	27
Non Alcohol/Drug Related Organic	2	0	0	0	0	2	0
Other Non-Psychotic	55	32	11	0	0	10	17
Other Psychotic	13	9	0	0	0	9	9
Personality Disorder	5	2	4	0	0	1	0
Schizophrenia	13	10	2	0	0	6	9
Social Conditions	39	13	4	23	0	1	3
Substance Related	33	2	32	0	0	0	2
Deferred/No Diagnosis	3	0	2	1	0	0	0
<b>Other Indicators</b>							
Deaf and Hearing Impaired	2	1	0	0	0	1	1
Dual Diagnosis	14	9	6	0	0	4	1
Homeless	6	2	4	0	0	0	0
SED (6-17)	12	10	0	0	0	0	10
SMI (If ever)	112	77	21	2	0	45	42

Notes: The same client may be counted in more than one category, e.g., clients can receive services under more than one contract source, in more than one "County of Residence," or may have multiple "Other Indicators." Please see Definition page for other considerations.



Oklahoma Department of Mental Health and Substance Abuse Services  
**Counts of Admitted Clients Served by Funding Source for Each County of Residence During FY1999**

**COUNTY OF RESIDENCE = PAYNE**

	Funding Source						
	Total	Mental Health	Substance Abuse	Domestic Violence	Residential Care	Medicaid	Other
<b>Total</b>							
Unduplicated Count	1,289	457	427	336	3	169	373
<b>Agency Type</b>							
Community Mental Health Center	515	351	28	0	0	168	363
Domestic Violence and Sexual Assault	336	0	0	336	0	0	3
Hospital	109	109	0	0	0	0	0
Other	43	39	4	0	0	0	0
Residential Care	3	0	0	0	3	0	0
Substance Abuse	403	0	402	0	0	1	7
<b>Sex</b>							
Female	589	232	112	195	1	104	193
Male	700	225	315	141	2	65	180
<b>Age</b>							
0-04	83	3	1	62	0	0	20
05-17	152	54	7	54	0	7	84
18-20	93	19	61	18	0	3	9
21-24	175	35	104	36	0	9	20
25-34	264	100	87	84	1	34	52
35-44	288	116	115	64	1	45	78
45-54	145	84	40	14	1	34	66
55-64	53	32	10	3	0	17	32
65-74	16	9	2	1	0	4	6
75-84	10	3	0	0	0	7	4
85+	10	2	0	0	0	9	2
<b>Race</b>							
White	1,068	404	331	275	2	149	320
Black	91	27	34	23	1	10	21
Native American	92	19	45	20	0	8	22
Hispanic	34	6	15	10	0	2	8
Asian	14	3	4	8	0	0	2
<b>Presenting Problem/Diagnosis</b>							
Alcohol Abuse	262	7	257	1	0	0	5
Developmental Disorder	76	32	1	0	0	5	64
Mood Disorder	250	202	15	1	2	81	147
Non Alcohol/Drug Related Organic	1	0	0	0	0	1	1
Other Non-Psychotic	93	54	1	0	0	18	52
Other Psychotic	83	74	3	1	0	19	38
Personality Disorder	1	0	0	0	0	1	0
Schizophrenia	75	55	2	0	0	41	55
Social Conditions	307	44	10	258	1	0	6
Substance Related	150	10	144	0	0	3	5
Deferred/No Diagnosis	83	0	6	77	0	0	0
<b>Other Indicators</b>							
Deaf and Hearing Impaired	3	2	0	0	0	1	2
Dual Diagnosis	71	57	14	0	0	21	38
Homeless	63	17	31	17	0	4	8
SED (6-17)	69	38	1	0	0	4	54
SMI (If ever)	392	280	64	31	3	135	224

Notes: The same client may be counted in more than one category, e.g., clients can receive services under more than one contract source, in more than one "County of Residence," or may have multiple "Other Indicators." Please see Definition page for other considerations.

Oklahoma Department of Mental Health and Substance Abuse Services  
 Counts of Admitted Clients Served by Funding Source for Each County of Residence During FY1999

**COUNTY OF RESIDENCE = PITTSBURGH**

	Funding Source						
	Total	Mental Health	Substance Abuse	Domestic Violence	Residential Care	Medicaid	Other
<b>Total</b>							
Unduplicated Count	964	633	240	81	36	102	10
<b>Agency Type</b>							
Community Mental Health Center	634	631	0	0	0	78	1
Domestic Violence and Sexual Assault	15	0	0	15	0	0	0
Hospital	3	3	0	0	0	0	0
Other	3	0	3	0	0	0	0
Residential Care	36	0	0	0	36	0	0
Substance Abuse	308	0	237	67	0	27	9
<b>Sex</b>							
Female	511	355	81	65	19	64	4
Male	453	278	159	16	17	38	6
<b>Age</b>							
0-04	19	1	3	17	0	0	0
05-17	106	22	62	22	0	2	1
18-20	45	23	16	5	1	1	0
21-24	62	42	17	5	1	7	0
25-34	178	114	59	11	4	16	1
35-44	242	163	61	14	8	36	5
45-54	177	151	18	4	10	23	1
55-64	92	80	3	2	8	15	2
65-74	35	30	1	0	4	2	0
75-84	7	6	0	1	0	0	0
85+	1	1	0	0	0	0	0
<b>Race</b>							
White	776	547	156	68	28	83	7
Black	49	24	19	3	2	5	1
Native American	124	56	53	10	6	13	1
Hispanic	17	6	11	0	0	1	1
Asian	2	1	1	0	0	0	0
<b>Presenting Problem/Diagnosis</b>							
Alcohol Abuse	87	24	63	1	0	11	3
Developmental Disorder	13	10	2	0	1	0	0
Mood Disorder	285	276	2	1	4	28	0
Non Alcohol/Drug Related Organic	9	9	0	0	0	0	0
Other Non-Psychotic	115	108	5	0	0	6	1
Other Psychotic	82	71	0	0	10	12	0
Personality Disorder	5	4	1	0	0	1	0
Schizophrenia	95	94	0	0	0	33	1
Social Conditions	108	4	13	76	20	2	0
Substance Related	189	34	153	3	0	10	5
Deferred/No Diagnosis	4	0	3	0	1	0	0
<b>Other Indicators</b>							
Deaf and Hearing Impaired	9	2	3	0	3	1	0
Dual Diagnosis	74	70	3	0	0	14	1
Homeless	36	6	11	20	1	1	0
SED (6-17)	8	8	0	0	0	0	0
SMI (If ever)	297	249	21	6	36	63	3

Notes: The same client may be counted in more than one category, e.g., clients can receive services under more than one contract source, in more than one "County of Residence," or may have multiple "Other Indicators." Please see Definition page for other considerations.

Oklahoma Department of Mental Health and Substance Abuse Services  
**Counts of Admitted Clients Served by Funding Source for Each County of Residence During FY1999**

**COUNTY OF RESIDENCE = PONTOTOC**

	Funding Source						
	Total	Mental Health	Substance Abuse	Domestic Violence	Residential Care	Medicaid	Other
<b>Total</b>							
Unduplicated Count	938	539	170	214	50	235	239
<b>Agency Type</b>							
Community Mental Health Center	616	530	39	0	0	206	236
Domestic Violence and Sexual Assault	214	0	0	214	0	0	0
Hospital	15	15	0	0	0	0	0
Other	3	3	0	0	0	0	0
Residential Care	50	0	0	0	50	0	0
Substance Abuse	166	0	143	0	0	37	3
<b>Sex</b>							
Female	509	297	64	139	20	151	121
Male	429	242	106	75	30	84	118
<b>Age</b>							
0-04	22	5	3	14	0	0	7
05-17	123	73	3	39	0	4	71
18-20	48	31	14	11	2	3	14
21-24	67	34	16	24	2	15	6
25-34	207	93	46	71	6	71	17
35-44	243	130	60	41	18	72	42
45-54	139	105	19	12	16	45	35
55-64	58	46	4	2	5	18	25
65-74	23	17	3	0	1	5	17
75-84	7	4	2	0	0	1	5
85+	1	1	0	0	0	1	0
<b>Race</b>							
White	776	468	136	161	43	197	204
Black	41	24	6	6	5	15	15
Native American	99	32	25	38	1	16	15
Hispanic	25	13	3	9	0	7	4
Asian	3	2	0	0	1	2	1
<b>Presenting Problem/Diagnosis</b>							
Alcohol Abuse	71	16	54	0	0	15	5
Developmental Disorder	48	42	0	0	0	6	37
Mood Disorder	297	233	5	5	39	76	73
Non Alcohol/Drug Related Organic	14	10	0	0	0	9	6
Other Non-Psychotic	100	76	1	1	0	30	38
Other Psychotic	71	59	1	0	10	25	32
Personality Disorder	7	7	0	0	0	3	3
Schizophrenia	81	70	0	0	0	52	32
Social Conditions	226	11	7	205	1	0	9
Substance Related	121	18	104	1	0	26	4
Deferred/No Diagnosis	5	1	2	2	0	0	0
<b>Other Indicators</b>							
Deaf and Hearing Impaired	4	3	0	0	0	1	2
Dual Diagnosis	37	33	4	0	0	13	12
Homeless	107	15	7	86	0	4	4
SED (6-17)	20	17	0	0	0	1	17
SMI (If ever)	479	382	41	35	50	200	141

Notes: The same client may be counted in more than one category, e.g., clients can receive services under more than one contract source, in more than one "County of Residence," or may have multiple "Other Indicators." Please see Definition page for other considerations.

Oklahoma Department of Mental Health and Substance Abuse Services  
**Counts of Admitted Clients Served by Funding Source for Each County of Residence During FY1999**

**COUNTY OF RESIDENCE = POTTAWATOMIE**

	Funding Source						
	Total	Mental Health	Substance Abuse	Domestic Violence	Residential Care	Medicaid	Other
<b>Total</b>							
Unduplicated Count	909	302	320	101	0	270	284
<b>Agency Type</b>							
Community Mental Health Center	483	270	39	0	0	260	224
Domestic Violence and Sexual Assault	105	0	4	101	0	0	0
Hospital	50	50	0	0	0	0	0
Other	5	5	0	0	0	0	0
Substance Abuse	313	0	282	0	0	11	60
<b>Sex</b>							
Female	461	154	110	80	0	176	162
Male	448	148	210	21	0	94	122
<b>Age</b>							
0-04	19	1	5	11	0	2	2
05-17	112	25	26	31	0	32	28
18-20	43	10	24	6	0	5	8
21-24	67	16	41	7	0	6	8
25-34	206	63	105	26	0	35	43
35-44	215	77	87	15	0	55	58
45-54	100	52	23	4	0	34	37
55-64	55	26	8	0	0	23	23
65-74	38	15	1	1	0	27	28
75-84	31	12	0	0	0	29	27
85+	23	5	0	0	0	22	22
<b>Race</b>							
White	732	261	230	77	0	224	254
Black	50	20	20	3	0	21	6
Native American	114	21	63	14	0	24	22
Hispanic	18	2	7	7	0	1	2
<b>Presenting Problem/Diagnosis</b>							
Alcohol Abuse	156	9	134	0	0	7	32
Developmental Disorder	17	9	0	0	0	12	7
Mood Disorder	204	134	8	1	0	83	92
Non Alcohol/Drug Related Organic	13	9	1	0	0	10	6
Other Non-Psychotic	102	37	3	0	0	79	62
Other Psychotic	42	34	3	0	0	18	10
Schizophrenia	93	55	4	0	0	50	41
Social Conditions	140	8	24	100	0	4	8
Substance Related	166	17	143	0	0	8	24
Deferred/No Diagnosis	9	0	8	0	0	1	2
<b>Other Indicators</b>							
Deaf and Hearing Impaired	7	2	1	0	0	4	5
Dual Diagnosis	78	62	12	0	0	24	22
Homeless	38	11	8	19	0	1	2
SED (6-17)	8	4	1	0	0	2	3
SMI (If ever)	349	217	62	8	0	130	118

Notes: The same client may be counted in more than one category, e.g., clients can receive services under more than one contract source, in more than one "County of Residence," or may have multiple "Other Indicators." Please see Definition page for other considerations.

Oklahoma Department of Mental Health and Substance Abuse Services  
**Counts of Admitted Clients Served by Funding Source for Each County of Residence During FY1999**

**COUNTY OF RESIDENCE = PUSHMATAHA**

	Funding Source						
	Total	Mental Health	Substance Abuse	Domestic Violence	Residential Care	Medicaid	Other
<b>Total</b>							
Unduplicated Count	321	112	144	53	0	38	23
<b>Agency Type</b>							
Community Mental Health Center	108	108	1	0	0	31	0
Domestic Violence and Sexual Assault	53	0	0	53	0	0	0
Hospital	5	5	0	0	0	0	0
Substance Abuse	165	0	143	0	0	8	23
<b>Sex</b>							
Female	175	68	62	40	0	21	7
Male	146	44	82	13	0	17	16
<b>Age</b>							
0-04	6	0	0	4	0	1	2
05-17	92	7	65	4	0	1	17
18-20	12	4	2	6	0	1	0
21-24	19	2	10	6	0	1	0
25-34	61	19	30	16	0	6	2
35-44	66	33	28	9	0	12	1
45-54	36	23	6	6	0	10	1
55-64	21	17	3	1	0	6	0
65-74	8	7	0	1	0	0	0
<b>Race</b>							
White	289	106	130	43	0	36	20
Black	2	0	2	0	0	0	0
Native American	28	5	12	9	0	1	3
Hispanic	1	0	0	1	0	0	0
Asian	1	1	0	0	0	1	0
<b>Presenting Problem/Diagnosis</b>							
Alcohol Abuse	44	5	39	0	0	1	2
Developmental Disorder	37	1	0	31	0	0	5
Mood Disorder	55	54	0	0	0	12	1
Non Alcohol/Drug Related Organic	1	1	0	0	0	0	0
Other Non-Psychotic	25	17	0	0	0	7	7
Other Psychotic	12	12	0	0	0	5	0
Schizophrenia	12	12	0	0	0	10	0
Social Conditions	44	4	13	22	0	3	5
Substance Related	98	6	93	0	0	1	3
Deferred/No Diagnosis	2	0	2	0	0	0	0
<b>Other Indicators</b>							
Deaf and Hearing Impaired	2	1	0	1	0	0	0
Dual Diagnosis	12	12	0	0	0	3	0
Homeless	9	2	3	4	0	0	0
SED (6-17)	2	2	0	0	0	0	0
SMI (If ever)	63	56	6	3	0	23	1

Notes: The same client may be counted in more than one category, e.g., clients can receive services under more than one contract source, in more than one "County of Residence," or may have multiple "Other Indicators." Please see Definition page for other considerations.

Oklahoma Department of Mental Health and Substance Abuse Services  
**Counts of Admitted Clients Served by Funding Source for Each County of Residence During FY1999**

**COUNTY OF RESIDENCE = ROGER MILLS**

	Funding Source						
	Total	Mental Health	Substance Abuse	Domestic Violence	Residential Care	Medicaid	Other
<b>Total</b>							
Unduplicated Count	50	15	15	22	0	2	1
<b>Agency Type</b>							
Community Mental Health Center	16	14	2	0	0	2	0
Domestic Violence and Sexual Assault	22	0	0	22	0	0	0
Hospital	1	1	0	0	0	0	0
Substance Abuse	14	0	14	0	0	0	1
<b>Sex</b>							
Female	22	5	3	15	0	0	0
Male	28	10	12	7	0	2	1
<b>Age</b>							
0-04	2	0	0	2	0	0	0
05-17	8	1	0	7	0	0	0
18-20	6	3	2	1	0	0	0
21-24	1	0	1	0	0	0	0
25-34	12	3	6	3	0	1	0
35-44	18	6	5	9	0	1	1
45-54	2	1	1	0	0	0	0
55-64	1	1	0	0	0	0	0
<b>Race</b>							
White	41	15	13	15	0	2	1
Native American	4	0	2	2	0	0	0
Hispanic	5	0	0	5	0	0	0
<b>Presenting Problem/Diagnosis</b>							
Alcohol Abuse	4	1	3	0	0	0	1
Developmental Disorder	2	1	1	0	0	0	0
Mood Disorder	5	5	0	0	0	0	0
Other Non-Psychotic	4	4	0	0	0	1	0
Schizophrenia	1	1	0	0	0	1	0
Social Conditions	23	2	0	21	0	0	0
Substance Related	12	1	11	0	0	0	0
Deferred/No Diagnosis	1	0	0	1	0	0	0
<b>Other Indicators</b>							
Homeless	2	0	1	1	0	0	0
SED (6-17)	1	1	0	0	0	0	0
SMI (If ever)	11	7	2	2	0	2	1

Notes: The same client may be counted in more than one category, e.g., clients can receive services under more than one contract source, in more than one "County of Residence," or may have multiple "Other Indicators." Please see Definition page for other considerations.

Oklahoma Department of Mental Health and Substance Abuse Services  
**Counts of Admitted Clients Served by Funding Source for Each County of Residence During FY1999**

**COUNTY OF RESIDENCE = ROGERS**

	Funding Source						
	Total	Mental Health	Substance Abuse	Domestic Violence	Residential Care	Medicaid	Other
<b>Total</b>							
Unduplicated Count	809	261	256	211	53	107	152
<b>Agency Type</b>							
Community Mental Health Center	334	229	5	0	0	107	120
Domestic Violence and Sexual Assault	211	0	5	211	0	0	1
Hospital	56	56	0	0	0	0	0
Other	12	0	12	0	0	0	0
Residential Care	53	0	0	0	53	0	0
Substance Abuse	244	0	235	0	0	0	31
<b>Sex</b>							
Female	409	125	94	141	21	67	75
Male	400	136	162	70	32	40	77
<b>Age</b>							
0-04	19	0	0	19	0	0	0
05-17	91	28	15	43	0	0	12
18-20	51	17	24	10	1	1	8
21-24	77	26	30	19	3	6	10
25-34	210	58	80	62	4	28	20
35-44	199	62	77	42	13	28	39
45-54	100	40	27	12	14	21	29
55-64	41	20	3	3	11	14	16
65-74	16	8	0	0	4	8	15
75-84	5	2	0	1	3	1	3
<b>Race</b>							
White	658	219	211	156	44	84	121
Black	29	6	6	8	7	8	9
Native American	120	34	35	43	1	14	19
Hispanic	11	2	4	4	1	1	2
Asian	3	2	1	0	0	0	1
<b>Presenting Problem/Diagnosis</b>							
Alcohol Abuse	98	4	89	1	2	0	8
Developmental Disorder	39	7	0	2	27	2	7
Mood Disorder	201	147	3	2	4	47	48
Non Alcohol/Drug Related Organic	2	1	0	0	0	2	1
Other Non-Psychotic	32	26	0	0	0	7	7
Other Psychotic	58	38	2	0	9	12	19
Personality Disorder	1	0	0	0	0	1	1
Schizophrenia	67	36	0	0	0	35	36
Social Conditions	225	0	11	206	11	0	2
Substance Related	154	10	142	0	0	1	23
Deferred/No Diagnosis	15	1	14	0	0	0	0
<b>Other Indicators</b>							
Deaf and Hearing Impaired	4	1	1	0	0	2	1
Dual Diagnosis	63	52	6	0	0	10	8
Homeless	62	9	8	43	1	2	1
SED (6-17)	20	17	0	0	0	0	5
SMI (If ever)	320	182	40	22	53	102	108

Notes: The same client may be counted in more than one category, e.g., clients can receive services under more than one contract source, in more than one "County of Residence," or may have multiple "Other Indicators." Please see Definition page for other considerations.

Oklahoma Department of Mental Health and Substance Abuse Services  
**Counts of Admitted Clients Served by Funding Source for Each County of Residence During FY1999**

**COUNTY OF RESIDENCE = SEMINOLE**

	Funding Source						
	Total	Mental Health	Substance Abuse	Domestic Violence	Residential Care	Medicaid	Other
<b>Total</b>							
Unduplicated Count	836	445	141	173	1	303	175
<b>Agency Type</b>							
Community Mental Health Center	596	433	37	0	0	300	156
Domestic Violence and Sexual Assault	173	0	0	173	0	0	0
Hospital	30	30	0	0	0	0	0
Other	1	1	0	0	0	0	0
Residential Care	1	0	0	0	1	0	0
Substance Abuse	123	0	119	2	0	3	19
<b>Sex</b>							
Female	417	218	52	100	0	172	80
Male	419	227	89	73	1	131	95
<b>Age</b>							
0-04	16	4	1	9	0	2	4
05-17	158	72	7	48	0	40	70
18-20	27	17	6	6	0	5	13
21-24	55	29	15	15	0	15	6
25-34	169	88	42	44	0	46	17
35-44	207	110	49	43	1	78	29
45-54	112	70	17	6	0	54	18
55-64	48	30	4	1	0	28	11
65-74	28	18	0	1	0	21	6
75-84	13	6	0	0	0	11	1
85+	3	1	0	0	0	3	0
<b>Race</b>							
White	596	324	89	128	1	212	123
Black	85	45	14	8	0	41	17
Native American	146	69	36	35	0	44	29
Hispanic	17	9	3	4	0	4	6
Asian	2	0	0	0	0	2	0
<b>Presenting Problem/Diagnosis</b>							
Alcohol Abuse	60	19	39	0	0	10	9
Developmental Disorder	51	32	1	0	0	19	33
Mood Disorder	230	183	6	0	1	118	54
Non Alcohol/Drug Related Organic	7	2	0	0	0	7	1
Other Non-Psychotic	93	62	0	0	0	54	29
Other Psychotic	59	49	3	0	0	29	14
Personality Disorder	9	9	0	0	0	4	2
Schizophrenia	66	40	0	0	0	52	17
Social Conditions	217	42	10	173	0	4	8
Substance Related	89	16	82	0	0	6	8
Deferred/No Diagnosis	2	0	2	0	0	0	0
<b>Other Indicators</b>							
Deaf and Hearing Impaired	4	2	1	0	0	2	2
Dual Diagnosis	35	26	7	0	0	13	6
Homeless	38	8	8	23	0	3	2
SED (6-17)	23	20	0	0	0	3	21
SMI (If ever)	386	267	32	16	1	229	77

Notes: The same client may be counted in more than one category, e.g., clients can receive services under more than one contract source, in more than one "County of Residence," or may have multiple "Other Indicators." Please see Definition page for other considerations.



Oklahoma Department of Mental Health and Substance Abuse Services  
**Counts of Admitted Clients Served by Funding Source for Each County of Residence During FY1999**

**COUNTY OF RESIDENCE = SEQUOYAH**

	Funding Source						
	Total	Mental Health	Substance Abuse	Domestic Violence	Residential Care	Medicaid	Other
<b>Total</b>							
Unduplicated Count	414	332	72	17	16	208	111
<b>Agency Type</b>							
Community Mental Health Center	331	310	28	0	0	208	108
Domestic Violence and Sexual Assault	18	0	0	17	0	0	1
Hospital	8	8	0	0	0	0	0
Other	24	15	9	0	0	0	0
Residential Care	16	0	0	0	16	0	0
Substance Abuse	37	0	37	0	0	0	2
<b>Sex</b>							
Female	213	171	29	15	4	118	48
Male	201	161	43	2	12	90	63
<b>Age</b>							
0-04	1	0	0	1	0	0	0
05-17	40	23	3	9	0	7	9
18-20	13	12	1	0	0	2	0
21-24	14	9	6	0	1	4	1
25-34	77	49	27	3	2	28	8
35-44	113	96	19	3	3	73	28
45-54	96	89	12	0	7	60	39
55-64	48	43	4	1	3	28	22
65-74	12	11	0	0	0	6	4
<b>Race</b>							
White	356	292	58	12	15	182	98
Black	12	12	0	0	0	8	4
Native American	42	22	13	5	1	14	7
Hispanic	7	6	1	0	0	4	2
Asian	2	1	1	0	0	0	0
<b>Presenting Problem/Diagnosis</b>							
Alcohol Abuse	18	4	15	0	0	1	0
Developmental Disorder	11	8	0	0	0	7	7
Mood Disorder	166	154	8	0	5	100	47
Non Alcohol/Drug Related Organic	6	6	0	0	0	4	3
Other Non-Psychotic	47	44	4	0	0	28	13
Other Psychotic	36	31	1	0	7	22	15
Schizophrenia	54	54	3	0	0	42	22
Social Conditions	40	18	1	17	3	2	2
Substance Related	39	13	32	0	1	2	2
Deferred/No Diagnosis	8	0	8	0	0	0	0
<b>Other Indicators</b>							
Deaf and Hearing Impaired	1	1	0	0	0	1	0
Dual Diagnosis	21	21	3	0	0	13	5
Homeless	15	6	6	4	0	4	2
SED (6-17)	29	23	0	0	0	7	9
SMI (If ever)	287	269	22	0	16	187	96

Notes: The same client may be counted in more than one category, e.g., clients can receive services under more than one contract source, in more than one "County of Residence," or may have multiple "Other Indicators." Please see Definition page for other considerations.

Oklahoma Department of Mental Health and Substance Abuse Services  
**Counts of Admitted Clients Served by Funding Source for Each County of Residence During FY1999**

**COUNTY OF RESIDENCE = STEPHENS**

	Funding Source						
	Total	Mental Health	Substance Abuse	Domestic Violence	Residential Care	Medicaid	Other
<b>Total</b>							
Unduplicated Count	601	234	127	272	19	15	6
<b>Agency Type</b>							
Community Mental Health Center	239	224	38	0	0	15	4
Domestic Violence and Sexual Assault	272	0	0	272	0	0	0
Hospital	10	10	0	0	0	0	0
Residential Care	19	0	0	0	19	0	0
Substance Abuse	94	0	93	0	0	0	2
<b>Sex</b>							
Female	347	109	39	209	9	12	2
Male	254	125	88	63	10	3	4
<b>Age</b>							
0-04	57	5	0	52	0	0	0
05-17	92	8	3	81	0	0	0
18-20	34	5	15	15	0	0	1
21-24	55	20	19	21	0	1	0
25-34	130	54	34	56	3	1	0
35-44	119	60	31	37	5	7	1
45-54	76	51	20	9	8	5	3
55-64	25	20	4	1	2	0	0
65-74	8	6	1	0	1	1	1
75-84	4	4	0	0	0	0	0
85+	1	1	0	0	0	0	0
<b>Race</b>							
White	479	204	108	196	18	12	6
Black	47	12	5	30	0	1	0
Native American	33	7	9	18	1	2	0
Hispanic	38	10	5	24	0	0	0
Asian	5	1	0	4	0	0	0
<b>Presenting Problem/Diagnosis</b>							
Alcohol Abuse	54	23	43	0	0	0	1
Developmental Disorder	5	4	0	1	0	0	0
Mood Disorder	82	75	1	1	2	6	1
Non Alcohol/Drug Related Organic	4	3	0	0	0	1	0
Other Non-Psychotic	35	35	0	0	0	0	0
Other Psychotic	42	36	0	0	8	3	1
Schizophrenia	36	34	1	0	0	5	2
Social Conditions	274	4	0	270	0	0	0
Substance Related	89	24	83	0	0	0	1
Deferred/No Diagnosis	10	0	1	0	9	0	0
<b>Other Indicators</b>							
Deaf and Hearing Impaired	1	1	0	0	0	0	0
Dual Diagnosis	15	15	1	0	0	0	0
Homeless	52	5	5	42	0	0	0
SED (6-17)	4	3	1	0	0	0	0
SMI (If ever)	130	108	8	11	19	12	4

Notes: The same client may be counted in more than one category, e.g., clients can receive services under more than one contract source, in more than one "County of Residence," or may have multiple "Other Indicators." Please see Definition page for other considerations.

Oklahoma Department of Mental Health and Substance Abuse Services  
**Counts of Admitted Clients Served by Funding Source for Each County of Residence During FY1999**

**COUNTY OF RESIDENCE = TEXAS**

	Funding Source						
	Total	Mental Health	Substance Abuse	Domestic Violence	Residential Care	Medicaid	Other
<b>Total</b>							
Unduplicated Count	412	252	53	111	0	92	22
<b>Agency Type</b>							
Community Mental Health Center	264	252	5	0	0	92	0
Domestic Violence and Sexual Assault	111	0	0	111	0	0	0
Hospital	1	1	0	0	0	0	0
Substance Abuse	52	0	49	0	0	0	22
<b>Sex</b>							
Female	255	165	11	81	0	58	5
Male	157	87	42	30	0	34	17
<b>Age</b>							
0-04	27	0	1	26	0	0	0
05-17	75	35	2	36	0	18	2
18-20	29	16	8	7	0	1	3
21-24	28	17	4	6	0	1	2
25-34	84	53	13	22	0	13	7
35-44	105	77	23	11	0	27	7
45-54	33	29	2	3	0	11	1
55-64	18	17	0	0	0	9	0
65-74	8	5	0	0	0	7	0
75-84	4	2	0	0	0	4	0
85+	1	1	0	0	0	1	0
<b>Race</b>							
White	318	227	41	50	0	86	16
Black	2	0	1	1	0	0	1
Native American	5	4	1	0	0	0	1
Hispanic	90	21	10	60	0	6	4
<b>Presenting Problem/Diagnosis</b>							
Alcohol Abuse	53	15	39	0	0	2	17
Developmental Disorder	9	9	0	0	0	4	0
Mood Disorder	157	151	0	0	0	48	0
Non Alcohol/Drug Related Organic	5	4	0	0	0	3	0
Other Non-Psychotic	31	31	0	0	0	8	0
Other Psychotic	10	10	0	0	0	6	0
Personality Disorder	1	1	0	0	0	0	0
Schizophrenia	15	13	0	0	0	12	0
Social Conditions	121	10	1	109	0	6	0
Substance Related	23	9	14	0	0	3	5
Deferred/No Diagnosis	2	0	0	2	0	0	0
<b>Other Indicators</b>							
Deaf and Hearing Impaired	3	2	0	1	0	2	0
Dual Diagnosis	46	46	0	0	0	18	0
Homeless	24	8	2	15	0	3	0
SED (6-17)	9	7	1	0	0	4	1
SMI (If ever)	87	77	4	3	0	47	1

Notes: The same client may be counted in more than one category, e.g., clients can receive services under more than one contract source, in more than one "County of Residence," or may have multiple "Other Indicators." Please see Definition page for other considerations.

Oklahoma Department of Mental Health and Substance Abuse Services  
**Counts of Admitted Clients Served by Funding Source for Each County of Residence During FY1999**

**COUNTY OF RESIDENCE = TILLMAN**

	Funding Source						
	Total	Mental Health	Substance Abuse	Domestic Violence	Residential Care	Medicaid	Other
<b>Total</b>							
Unduplicated Count	100	42	33	26	0	0	3
<b>Agency Type</b>							
Community Mental Health Center	41	40	1	0	0	0	0
Domestic Violence and Sexual Assault	26	0	1	26	0	0	0
Hospital	2	2	0	0	0	0	0
Substance Abuse	33	0	32	0	0	0	3
<b>Sex</b>							
Female	60	24	16	19	0	0	3
Male	40	18	17	7	0	0	0
<b>Age</b>							
0-04	8	0	2	6	0	0	0
05-17	6	3	0	3	0	0	0
18-20	3	0	1	2	0	0	0
21-24	7	3	0	4	0	0	0
25-34	31	12	15	5	0	0	0
35-44	20	11	8	2	0	0	1
45-54	18	6	7	4	0	0	2
55-64	4	4	0	0	0	0	0
65-74	1	1	0	0	0	0	0
75-84	2	2	0	0	0	0	0
<b>Race</b>							
White	68	27	20	23	0	0	1
Black	18	7	10	1	0	0	1
Native American	4	1	1	1	0	0	1
Hispanic	10	7	2	1	0	0	0
<b>Presenting Problem/Diagnosis</b>							
Alcohol Abuse	16	1	14	0	0	0	2
Mood Disorder	12	12	0	0	0	0	0
Non Alcohol/Drug Related Organic	1	1	0	0	0	0	0
Other Non-Psychotic	4	4	0	0	0	0	0
Other Psychotic	7	7	0	0	0	0	0
Schizophrenia	11	11	0	0	0	0	0
Social Conditions	30	2	3	26	0	0	0
Substance Related	21	3	18	0	0	0	1
Deferred/No Diagnosis	1	1	0	0	0	0	0
<b>Other Indicators</b>							
Dual Diagnosis	3	3	0	0	0	0	0
Homeless	2	1	0	1	0	0	0
SED (6-17)	1	1	0	0	0	0	0
SMI (If ever)	28	23	4	1	0	0	1

Notes: The same client may be counted in more than one category, e.g., clients can receive services under more than one contract source, in more than one "County of Residence," or may have multiple "Other Indicators." Please see Definition page for other considerations.

Oklahoma Department of Mental Health and Substance Abuse Services  
**Counts of Admitted Clients Served by Funding Source for Each County of Residence During FY1999**

**COUNTY OF RESIDENCE = TULSA**

	Funding Source						
	Total	Mental Health	Substance Abuse	Domestic Violence	Residential Care	Medicaid	Other
<b>Total</b>							
Unduplicated Count	9,020	3,974	4,150	1,353	44	1,354	878
<b>Agency Type</b>							
Community Mental Health Center	4,804	3,744	1,408	0	0	1,352	342
Domestic Violence and Sexual Assault	1,464	0	206	1,347	0	0	48
Hospital	483	483	0	0	0	0	0
Other	267	0	267	0	0	0	0
Residential Care	44	0	0	0	44	0	0
Substance Abuse	2,886	89	2,565	6	0	3	488
<b>Sex</b>							
Female	4,158	2,091	1,331	899	18	830	269
Male	4,862	1,883	2,819	454	26	524	609
<b>Age</b>							
0-04	169	3	41	126	0	0	5
05-17	819	228	208	208	0	125	281
18-20	376	179	201	45	0	29	27
21-24	627	261	319	120	2	44	40
25-34	2,309	916	1,222	404	7	238	175
35-44	2,759	1,240	1,461	318	6	421	242
45-54	1,362	741	580	102	11	301	75
55-64	457	301	105	22	12	148	25
65-74	116	84	12	7	3	40	7
75-84	23	19	1	1	3	7	1
85+	3	2	0	0	0	1	0
<b>Race</b>							
White	6,204	2,969	2,768	889	36	898	576
Black	1,922	735	889	291	6	357	208
Native American	660	153	422	102	2	54	69
Hispanic	281	116	100	65	0	34	22
Asian	44	27	8	6	0	15	3
<b>Presenting Problem/Diagnosis</b>							
Alcohol Abuse	1,052	51	911	9	2	6	195
Developmental Disorder	179	104	1	0	3	57	86
Mood Disorder	2,598	2,097	853	1	17	460	148
Non Alcohol/Drug Related Organic	51	34	4	0	0	26	1
Other Non-Psychotic	512	373	66	0	0	119	99
Other Psychotic	740	621	155	0	15	200	9
Personality Disorder	77	58	24	0	0	20	2
Schizophrenia	889	696	208	0	0	442	17
Social Conditions	1,535	44	237	1,329	7	21	54
Substance Related	1,817	68	1,669	8	0	14	266
Deferred/No Diagnosis	322	7	308	7	0	0	1
<b>Other Indicators</b>							
Deaf and Hearing Impaired	25	14	10	2	0	9	2
Dual Diagnosis	1,236	873	915	0	0	295	30
Homeless	1,012	348	544	113	1	81	196
SED (6-17)	368	151	26	2	0	55	261
SMI (If ever)	4,319	3,192	1,549	172	44	1,185	168

Notes: The same client may be counted in more than one category, e.g., clients can receive services under more than one contract source, in more than one "County of Residence," or may have multiple "Other Indicators." Please see Definition page for other considerations.

Oklahoma Department of Mental Health and Substance Abuse Services  
**Counts of Admitted Clients Served by Funding Source for Each County of Residence During FY1999**

**COUNTY OF RESIDENCE = WAGONER**

	Funding Source						
	Total	Mental Health	Substance Abuse	Domestic Violence	Residential Care	Medicaid	Other
<b>Total</b>							
Unduplicated Count	447	224	143	92	3	101	131
<b>Agency Type</b>							
Community Mental Health Center	256	206	55	0	0	98	121
Domestic Violence and Sexual Assault	93	0	4	92	0	0	0
Hospital	19	19	0	0	0	0	0
Other	8	0	8	0	0	0	0
Residential Care	3	0	0	0	3	0	0
Substance Abuse	93	0	89	0	0	3	10
<b>Sex</b>							
Female	250	122	65	72	1	68	69
Male	197	102	78	20	2	33	62
<b>Age</b>							
0-04	11	0	5	6	0	0	1
05-17	28	7	4	17	0	1	3
18-20	16	6	7	4	0	2	5
21-24	31	13	16	7	0	6	9
25-34	114	44	50	29	0	14	23
35-44	120	63	45	18	0	29	40
45-54	82	54	13	11	1	26	33
55-64	33	25	3	0	2	17	10
65-74	9	9	0	0	0	6	5
75-84	2	2	0	0	0	0	2
85+	1	1	0	0	0	0	0
<b>Race</b>							
White	352	180	115	69	2	75	98
Black	48	27	12	4	1	20	18
Native American	38	11	14	15	0	5	11
Hispanic	11	5	3	4	0	2	3
Asian	1	1	0	0	0	0	1
<b>Presenting Problem/Diagnosis</b>							
Alcohol Abuse	36	6	30	0	0	2	9
Developmental Disorder	5	3	0	0	1	1	1
Mood Disorder	109	103	13	0	0	32	46
Non Alcohol/Drug Related Organic	4	2	0	0	0	3	0
Other Non-Psychotic	25	21	2	0	0	12	8
Other Psychotic	38	32	7	0	2	18	23
Personality Disorder	1	1	0	0	0	0	0
Schizophrenia	46	39	3	0	0	25	18
Social Conditions	95	2	8	89	0	0	2
Substance Related	94	16	77	1	0	9	24
Deferred/No Diagnosis	10	0	8	2	0	0	0
<b>Other Indicators</b>							
Dual Diagnosis	31	21	18	0	0	6	9
Homeless	35	6	8	21	2	1	2
SED (6-17)	6	4	1	0	0	1	2
SMI (If ever)	225	168	55	11	3	85	92

Notes: The same client may be counted in more than one category, e.g., clients can receive services under more than one contract source, in more than one "County of Residence," or may have multiple "Other Indicators." Please see Definition page for other considerations.

Oklahoma Department of Mental Health and Substance Abuse Services  
**Counts of Admitted Clients Served by Funding Source for Each County of Residence During FY1999**

**COUNTY OF RESIDENCE = WASHINGTON**

	Funding Source						
	Total	Mental Health	Substance Abuse	Domestic Violence	Residential Care	Medicaid	Other
<b>Total</b>							
Unduplicated Count	1,425	436	279	617	2	185	237
<b>Agency Type</b>							
Community Mental Health Center	595	410	1	0	0	181	221
Domestic Violence and Sexual Assault	617	0	0	617	0	0	0
Hospital	58	58	0	0	0	0	0
Other	2	0	2	0	0	0	0
Residential Care	2	0	0	0	2	0	0
Substance Abuse	278	0	276	0	0	4	16
<b>Sex</b>							
Female	809	229	108	424	0	133	116
Male	616	207	171	193	2	52	121
<b>Age</b>							
0-04	32	1	7	23	0	0	2
05-17	236	120	29	68	0	0	67
18-20	80	19	20	39	0	0	10
21-24	121	22	31	78	1	9	4
25-34	348	76	86	200	0	39	18
35-44	337	85	81	144	1	56	40
45-54	155	73	22	45	0	32	41
55-64	75	29	2	13	0	29	33
65-74	14	5	1	4	0	3	8
75-84	17	4	0	2	0	9	10
85+	10	2	0	1	0	8	4
<b>Race</b>							
White	1,116	355	209	469	2	146	187
Black	89	22	20	36	0	16	20
Native American	197	53	41	91	0	23	27
Hispanic	37	6	10	20	0	0	3
Asian	3	2	0	1	0	0	0
<b>Presenting Problem/Diagnosis</b>							
Alcohol Abuse	102	7	94	0	0	2	3
Developmental Disorder	82	66	0	2	0	1	42
Mood Disorder	287	200	3	0	2	81	71
Non Alcohol/Drug Related Organic	4	3	0	0	0	3	0
Other Non-Psychotic	89	60	0	0	0	21	37
Other Psychotic	57	45	0	0	0	17	17
Personality Disorder	4	2	0	0	0	4	2
Schizophrenia	97	58	0	0	0	52	48
Social Conditions	625	3	18	606	0	0	5
Substance Related	168	7	160	1	0	4	11
Deferred/No Diagnosis	18	1	9	8	0	0	1
<b>Other Indicators</b>							
Deaf and Hearing Impaired	3	0	2	0	0	1	0
Dual Diagnosis	78	60	2	0	0	24	16
Homeless	73	32	12	27	0	4	5
SED (6-17)	92	79	0	0	0	0	39
SMI (If ever)	451	254	50	61	2	160	140

Notes: The same client may be counted in more than one category, e.g., clients can receive services under more than one contract source, in more than one "County of Residence," or may have multiple "Other Indicators." Please see Definition page for other considerations.

Oklahoma Department of Mental Health and Substance Abuse Services  
 Counts of Admitted Clients Served by Funding Source for Each County of Residence During FY1999

COUNTY OF RESIDENCE = WASHITA

	Funding Source						
	Total	Mental Health	Substance Abuse	Domestic Violence	Residential Care	Medicaid	Other
<b>Total</b>							
Unduplicated Count	206	112	51	39	0	48	10
<b>Agency Type</b>							
Community Mental Health Center	128	112	5	0	0	48	8
Domestic Violence and Sexual Assault	40	0	1	39	0	0	0
Substance Abuse	46	0	46	0	0	0	2
<b>Sex</b>							
Female	108	63	12	26	0	34	6
Male	98	49	39	13	0	14	4
<b>Age</b>							
0-04	7	2	0	5	0	0	0
05-17	32	12	7	13	0	9	0
18-20	14	6	8	1	0	2	0
21-24	13	5	4	3	0	2	0
25-34	45	24	13	8	0	9	4
35-44	61	38	15	6	0	17	2
45-54	20	15	3	3	0	2	0
55-64	13	9	1	0	0	7	3
65-74	1	1	0	0	0	0	1
<b>Race</b>							
White	185	108	41	32	0	47	9
Black	3	0	3	0	0	0	0
Native American	9	2	4	3	0	1	0
Hispanic	9	2	3	4	0	0	1
<b>Presenting Problem/Diagnosis</b>							
Alcohol Abuse	16	3	15	0	0	0	2
Developmental Disorder	6	6	0	0	0	4	0
Mood Disorder	47	39	0	0	0	17	2
Non Alcohol/Drug Related Organic	4	4	0	0	0	2	1
Other Non-Psychotic	39	34	0	0	0	16	0
Other Psychotic	5	5	0	0	0	2	0
Schizophrenia	13	12	0	0	0	5	5
Social Conditions	43	4	2	38	0	0	0
Substance Related	39	6	35	1	0	2	0
<b>Other Indicators</b>							
Dual Diagnosis	6	6	1	0	0	3	1
Homeless	13	0	3	10	0	0	0
SED (6-17)	9	8	0	0	0	7	0
SMI (If ever)	77	59	7	3	0	27	8

Notes: The same client may be counted in more than one category, e.g., clients can receive services under more than one contract source, in more than one "County of Residence," or may have multiple "Other Indicators." Please see Definition page for other considerations.



Oklahoma Department of Mental Health and Substance Abuse Services  
**Counts of Admitted Clients Served by Funding Source for Each County of Residence During FY1999**

**COUNTY OF RESIDENCE = WOODS**

	Funding Source						
	Total	Mental Health	Substance Abuse	Domestic Violence	Residential Care	Medicaid	Other
<b>Total</b>							
Unduplicated Count	249	224	23	15	0	77	2
<b>Agency Type</b>							
Community Mental Health Center	228	224	10	0	0	77	0
Domestic Violence and Sexual Assault	15	0	0	15	0	0	0
Substance Abuse	14	0	14	0	0	0	2
<b>Sex</b>							
Female	142	130	5	12	0	55	1
Male	107	94	18	3	0	22	1
<b>Age</b>							
0-04	5	1	1	3	0	1	0
05-17	39	37	2	2	0	19	0
18-20	15	13	1	1	0	3	0
21-24	18	16	1	3	0	4	0
25-34	44	39	11	3	0	10	2
35-44	62	57	3	2	0	17	0
45-54	31	27	3	1	0	10	0
55-64	19	18	1	0	0	8	0
65-74	9	9	0	0	0	4	0
75-84	7	7	0	0	0	1	0
<b>Race</b>							
White	233	213	18	11	0	72	1
Black	3	1	1	2	0	1	0
Native American	9	6	3	1	0	2	1
Hispanic	6	4	1	1	0	2	0
<b>Presenting Problem/Diagnosis</b>							
Alcohol Abuse	19	16	10	0	0	1	0
Developmental Disorder	15	14	0	0	0	7	0
Mood Disorder	137	136	2	0	0	48	0
Non Alcohol/Drug Related Organic	3	3	0	0	0	1	0
Other Non-Psychotic	21	21	0	0	0	5	0
Other Psychotic	6	5	0	0	0	3	0
Schizophrenia	8	8	0	0	0	4	0
Social Conditions	30	15	1	15	0	4	0
Substance Related	14	5	9	0	0	4	2
Deferred/No Diagnosis	2	1	1	0	0	0	0
<b>Other Indicators</b>							
Deaf and Hearing Impaired	1	1	0	0	0	0	0
Dual Diagnosis	18	18	2	0	0	3	0
Homeless	11	4	3	4	0	3	1
SED (6-17)	7	7	0	0	0	6	0
SMI (If ever)	90	87	4	1	0	42	2

Notes: The same client may be counted in more than one category, e.g., clients can receive services under more than one contract source, in more than one "County of Residence," or may have multiple "Other Indicators." Please see Definition page for other considerations.

Oklahoma Department of Mental Health and Substance Abuse Services  
**Counts of Admitted Clients Served by Funding Source for Each County of Residence During FY1999**

**COUNTY OF RESIDENCE = WOODWARD**

	Funding Source						
	Total	Mental Health	Substance Abuse	Domestic Violence	Residential Care	Medicaid	Other
<b>Total</b>							
Unduplicated Count	612	499	31	97	7	178	2
<b>Agency Type</b>							
Community Mental Health Center	509	493	19	0	0	178	0
Domestic Violence and Sexual Assault	97	0	0	97	0	0	0
Hospital	7	7	0	0	0	0	0
Residential Care	7	0	0	0	7	0	0
Substance Abuse	14	0	13	0	0	0	2
<b>Sex</b>							
Female	367	293	6	77	2	111	0
Male	245	206	25	20	5	67	2
<b>Age</b>							
0-04	22	1	1	20	0	1	0
05-17	108	76	2	27	0	36	1
18-20	34	25	4	9	0	6	1
21-24	36	34	3	2	0	10	0
25-34	114	94	12	16	0	22	0
35-44	151	134	7	17	3	38	0
45-54	80	74	2	6	2	32	0
55-64	49	46	0	0	2	23	0
65-74	11	10	0	0	0	6	0
75-84	5	4	0	0	0	3	0
85+	2	1	0	0	0	1	0
<b>Race</b>							
White	579	478	27	86	7	175	1
Black	9	4	1	4	0	1	1
Native American	6	5	1	1	0	0	0
Hispanic	18	12	2	6	0	2	0
<b>Presenting Problem/Diagnosis</b>							
Alcohol Abuse	29	28	9	0	0	3	0
Developmental Disorder	33	30	0	0	1	15	0
Mood Disorder	227	222	2	0	0	66	0
Non Alcohol/Drug Related Organic	8	8	0	0	0	4	0
Other Non-Psychotic	76	75	1	0	0	22	0
Other Psychotic	45	40	0	0	2	32	0
Schizophrenia	28	26	0	0	0	22	0
Social Conditions	135	38	0	95	4	10	0
Substance Related	43	31	17	0	0	4	2
Deferred/No Diagnosis	5	2	2	2	0	0	0
<b>Other Indicators</b>							
Deaf and Hearing Impaired	2	2	0	0	0	1	0
Dual Diagnosis	60	58	0	0	0	15	0
Homeless	26	21	2	3	0	6	1
SED (6-17)	17	14	1	0	0	7	1
SMI (If ever)	211	187	5	12	7	102	1

Notes: The same client may be counted in more than one category, e.g., clients can receive services under more than one contract source, in more than one "County of Residence," or may have multiple "Other Indicators." Please see Definition page for other considerations.

Oklahoma Department of Mental Health and Substance Abuse Services  
**Counts of Admitted Clients Served by Funding Source for Each County of Residence During FY1999**

**COUNTY OF RESIDENCE = OUT OF STATE/UNKNOWN**

	Funding Source						
	Total	Mental Health	Substance Abuse	Domestic Violence	Residential Care	Medicaid	Other
<b>Total</b>							
Unduplicated Count	615	160	94	364	2	5	13
<b>Agency Type</b>							
Community Mental Health Center	124	108	20	0	0	5	6
Domestic Violence and Sexual Assault	362	0	0	362	0	0	0
Hospital	55	55	0	0	0	0	0
Other	5	5	0	0	0	0	0
Residential Care	2	1	0	0	2	0	0
Substance Abuse	79	0	75	2	0	0	7
<b>Sex</b>							
Female	374	69	22	282	1	1	3
Male	241	91	72	82	1	4	10
<b>Age</b>							
0-04	74	0	1	73	0	0	0
05-17	121	5	8	108	0	0	0
18-20	25	6	4	15	0	0	0
21-24	42	14	7	21	0	0	0
25-34	152	49	33	73	0	1	7
35-44	122	45	29	53	0	2	1
45-54	58	28	11	15	2	2	4
55-64	17	11	1	4	0	0	1
65-74	2	2	0	0	0	0	0
75-84	2	0	0	2	0	0	0
<b>Race</b>							
White	423	130	75	219	2	3	11
Black	102	17	7	78	0	2	1
Native American	35	6	5	25	0	0	0
Hispanic	56	7	7	43	0	0	1
<b>Presenting Problem/Diagnosis</b>							
Alcohol Abuse	43	11	32	1	0	0	3
Developmental Disorder	2	2	0	0	1	0	0
Mood Disorder	61	57	6	2	0	1	0
Non Alcohol/Drug Related Organic	3	3	0	0	0	0	0
Other Non-Psychotic	17	13	1	0	0	0	3
Other Psychotic	52	48	6	0	1	0	0
Personality Disorder	1	1	0	0	0	0	0
Schizophrenia	20	18	1	0	0	4	1
Social Conditions	358	7	6	342	0	0	3
Substance Related	43	5	39	0	0	0	3
Deferred/No Diagnosis	24	1	3	20	0	0	0
<b>Other Indicators</b>							
Deaf and Hearing Impaired	2	1	0	1	0	0	0
Dual Diagnosis	34	27	10	0	0	0	0
Homeless	212	19	23	171	0	1	1
SED (6-17)	3	2	0	1	0	0	0
SMI (If ever)	124	90	14	23	2	4	3

Notes: The same client may be counted in more than one category, e.g., clients can receive services under more than one contract source, in more than one "County of Residence," or may have multiple "Other Indicators." Please see Definition page for other considerations.

## Definitions of Terms and Categorization Variables

---

The following are definitions of terms and categorization variables used in this Data Book report.

### Admitted Clients Served

Admitted Clients Served had an admission transaction in the ICIS before or during the report year and had received a service during the year. They are counted only once in the total for each level of aggregation. This is called an unduplicated count.

### Age

Client age is computed using the client's age at the middle of the fiscal year.

### Contacts

Individuals are counted as contacts when they call or visit an agency, but are not admitted.

### Funding Source

Funding Source helps identify the payment source of services. Frequently, clients receive services under multiple funding sources. The funding source categories for this report were Mental Health, Substance Abuse, Domestic Violence, Residential Care, Medicaid, and Other.

### ICIS

The Oklahoma Department of Mental Health and Substance Abuse Services maintains an agency-wide database, the Integrated Client Information System (ICIS), to which all Department-funded services and transactions are reported. The ICIS contains demographic and service information about clients and agencies.

### List of Agencies by Type

The following is a list of agencies by type that provided data during the Fiscal Year 1999:

**AGENCY TYPE****AGENCY NAME****Community Mental Health**

ASSOCIATED CENTERS FOR THERAPY, INC.  
BILL WILLIS MENTAL HEALTH  
CARL ALBERT CMHC  
CENTRAL OKLAHOMA CMHC  
CHISHOLM TRAIL COUNSELING SERVICES  
COMMUNITY COUNSELING CENTER  
CREEKS MENTAL HEALTH SERVICES  
EDWIN FAIR CMHC  
GRAND LAKE M.H.C.  
GREEN COUNTRY BEHAVIORAL HEALTH SERVICES  
HOPE COMMUNITY SERVICES, INC.  
JIM TALIAFERRO CMHC  
MENTAL HEALTH SERVICES OF SOUTHERN OKLAHOMA  
NORTH CARE CENTER  
OK COUNTY CRISIS INTERVENTION CENTER  
PARKSIDE, INC.  
RED ROCK BEHAVIORAL HEALTH SERVICES  
RED ROCK WEST  
WESTERN STATE PSYCHIATRIC CENTER  
WHEATLAND MENTAL HEALTH CENTER, INC.

**Domestic Violence and Sexual Assault**

ACMI HOUSE INC  
ACTION ASSOCIATES, INC.  
CALL RAPE INC.  
COMMUNITY CRISIS CENTER, INC.  
CRISIS CONTROL CENTER  
DOMESTIC VIOLENCE PROGRAM OF NORTH CENTRAL OK.  
DOMESTIC VIOLENCE INTERVENTION SERVICES  
FAMILY CRISIS & COUNSELING CENTER  
FAMILY CRISIS CENTER, INC.  
FAMILY RESOURCE CENTER  
FAMILY SHELTER  
HELP-IN-CRISIS, INC.  
N.W. DOMESTIC CRISIS SERVICES  
NEW DIRECTIONS, INC.  
OKLMULGEE COUNTY FAMILY RESOURCE CENTER INC.  
PROJECT SAFE, INC.  
ROGERS COUNTY COMMUNITY SERVICES  
S.O.S. FOR FAMILIES  
STEPHENS COUNTY VOLUNTEERS FOR CRISIS INTERVENTION  
STILLWATER DOMESTIC VIOLENCE SERVICE INC.  
TULSA SEXUAL ASSAULT NURSE EXAMINERS PROGRAM  
WOMEN IN SAFE HOMES, INC.  
WOMEN'S CRISIS SERVICES  
WOMEN'S SERVICE & FAMILY RESOURCE CENTER  
WOMENS RESOURCE CENTER

AGENCY TYPE	AGENCY NAME
<b>Hospitals</b>	YWCA CRISIS CENTER YWCA OF OKC CRISIS SERVICES  EASTERN STATE HOSPITAL GRIFFIN MEMORIAL HOSPITAL OKLAHOMA YOUTH CENTER
<b>Other Agencies</b>	CENTER FOR CHILDREN & FAMILIES DIVORCE VISITATION ARBITRATION GREAT PLAINS IMPROVEMENT FND. HIV RESOURCE CONSORTIUM HOMINY HEALTH SRVCS CENTTER INC. PEOPLE INCORPORATED PROJECT HEARTLAND SAFE HAVEN TRANSITION HOUSE INC. TULSA METROPOLITAN MINISTRY
<b>Residential Care</b>	ADA RESIDENTIAL CARE BOLEY RESIDENTIAL CARE HOME BOLEY RESIDENTIAL CARE HOME II CLETA'S COTTAGE COPP'S RESIDENTIAL CARE, INC. COUNTRY LANE RESIDENTIAL CARE HOME DON MENTZER FACILITY DOW RESIDENTIAL CARE HOME DUNCAN COMMUNITY RESIDENCE INC DYCO PROPERTIES, INC. EDNA LEE'S RESIDENTIAL CARE EL RENO RESIDENTIAL CARE ELM TREE HOUSE FAIR OAKS GOLDEN YEARS GREEN ACRES HAV-TAPINC DBA, THE HARBOR HIGH CEDAR RESIDENTIAL CARE LAKE FRANCIS RETIREMENT CENTER LARI'S RESIDENTIAL CARE MILLER COZY HOME, INC. NORTH FORK RESIDENTIAL CARE ORCHARD GROVE PADEN RESIDENTIAL CARE RAMBLING ROSE RESIDENTIAL CARE SANTE FE RESIDENTIAL CARE

**AGENCY TYPE****AGENCY NAME**

---

**Substance Abuse**

SHERRYS OLD FASHIONED R & B  
SOUTHWEST RETIREMENT HOME, INC  
SUGAR MOUNTAIN RETREAT  
SUNNY ACRES BOARDING MANOR, INC.  
SUNNY ACRES RESIDENTIAL CARE

ADA AREA CHEMICAL DEPENDENCY CENTER, INC.  
ALPHA II, INC.  
BILL JOHNSON C.C.  
BRIDGEWAY  
CAA TURNING POINT  
CARE FOR CHANGE, INC.  
CBTI-CREEK COUNTY  
COMMUNITY ALCOHOLISM SERVICES  
CROSSROADS INCORPORATED  
DRUG RECOVERY, INC.  
EAGLE RIDGE INSTITUTE  
EDMOND FAMILY SERVICES, INC.  
FIRST WINGS OF FREEDOM  
GATEWAY TO PREVENTION/RECOVERY  
HOUSE OF HOPE, INC.  
INDIAN HEALTH CARE RESOURCE CENTER  
KEY OF LIFE - SPTU  
KIAMICHI COUNCIL ON ALCOHOLISM  
L.A.R.C.  
LASTSTOP  
LEFLORE COUNTY YOUTH & FAMILY SERVICES, INC.  
LIFE IMPROVEMENT CENTER  
LOGAN COUNTY YOUTH AND FAMILY SERVICES INC.  
METRO TULSA SUBSTANCE ABUSE SERVICES  
MONARCH, INC.  
MOORE ALCOHOL AND DRUG CENTER  
MUSKOGEE COUNTY COUNCIL YOUTH SERVICES  
MUSKOGEE INTERVENTION PROGRAM  
N.E. OK COUNCIL ON ALCOHOLISM  
NAIC CENTER OF OKLAHOMA ALCOHOL & DRUG SERVICES, INC.  
NATIVE AMERICAN CENTER OF RECOVERY  
NEW HOPE OF MANGUM  
NORMAN ALCOHOL AND DRUG TREATMENT CENTER  
NW SUBSTANCE TREATMENT CENTER  
OPPORTUNITIES, INC.  
PALMER DRUG ABUSE PROGRAM INC.  
PAYNE COUNTY COUNSELING SERVICES, INC.  
ROADBACK, INC.  
ROGERS COUNTY DRUG ABUSE PROGRAM, INC.  
S.W. YOUTH & FAMILY SERVICES  
SECOND CHANCE CDU  
SOAARR, INC.

## AGENCY TYPE

## AGENCY NAME

---

STARTING POINT II, INC.  
STREET SCHOOL, INC.  
THE NEXT STEP NETWORK, INC.  
THE OAKS BEHAVIORAL HEALTH CENTER  
THE REFERRAL CENTER  
TOTAL LIFE COUNSELING  
TRI-CITY SUBSTANCE ABUSE CENTER  
TRI-CITY YOUTH & FAMILY CENTER  
TULSA DRUG COURT TREATMENT CENTER  
TURNING POINT  
TWELVE & TWELVE, INC.  
VINITA ALCOHOL AND DRUG TREATMENT CENTER

## ODMHSAS

Refers to the Oklahoma Department of Mental Health and Substance Abuse Services.

## Other Indicators

There are several groups of clients that are of special interest because they have special treatment needs, state or federal requirements regarding their placement or the services they receive, or because they are part of a priority population. The definitions of these groups and criteria for their selection are provided below:

- Deaf and Hearing Impaired  
Clients who are deaf, hard of hearing, or indicated the need for an interpreter for the deaf were grouped to form the Deaf and Hearing Impaired category.
- Homeless  
A homeless person under ICIS criteria is a person who: (a) lacks a fixed, regular and adequate night time residence AND (b) has a primary night time residence that is a supervised publicly or privately operated shelter designed to provide temporary living accommodations including welfare hotels, congregate shelters, halfway houses, and transitional housing for the mentally ill; or an institution that provides a temporary residence for individuals intended to be institutionalized; or a public or private place not designed for, or ordinarily used as, a regular sleeping accommodation for human beings, not limited to people living on the streets. Individuals are considered homeless if they have lost their permanent residence, and are temporarily living in a shelter to avoid being on the street. Prisoners being released or in the custody of a correctional facility are not



considered homeless at the time of admission for treatment. The definition also excludes persons in a hospital, residential care facility, commercial hotel/motel, supervised apartment, or living with parent/other relative (even if only temporarily). The definition does include domestic violence and sexual assault shelters, as the persons have fled a residence that is not adequate (i.e., not safe).

- Legal Status

Legal Status has three categories; Voluntary, Civil Involuntary, and Criminal Involuntary. The categories of legal status (with ICIS codes) are as follows:

**Voluntary.** These clients enter treatment voluntarily and are coded Voluntary Admission (01), Court Voluntary (02), Informal Admission (16), or Other (18).

**Civil Involuntary.** These clients are required by the court system to receive services, even though they may be reluctant. They are coded Court Commitment (03), Order of Detention (06), Juvenile Court Order (07), Transfer – Other Legal Entity (08), Court Ordered Juveniles in Need of Treatment, DHS given custody (10), Court Ordered Juveniles in Need of Treatment Parental Custody Retained (11), Emergency Detention (12), Continued Court Detention (13), 28-Day Court Commitment (14), or Protective Custody (17).

**Criminal Involuntary.** These clients are required to receive services because they have been accused of or have committed a crime. Codes include the following; Incompetent to Stand Trial (04), Not Guilty by Reason of Insanity (05), Court Order for Observation and Evaluation (09), Court Referred DUI Clients (15), Criminal Hold (20), or Court Commit with Hold (21).

- Adults with Serious Mental Illness (SMI)

SMI denotes clients who have been identified **at any time** as having a serious mental illness using the formal ODMHSAS definition. According to this definition, an Adult with a Serious Mental Illness must be an individual 18 years of age or older.

- Children with a Serious Emotional Disturbance (SED)

SED refers to children who meet departmental criteria for having a Serious Emotional Disturbance.

- Any Alcohol/Drug Problem

A substance abuse client is one who has one or more DSM-IV Axis I primary, secondary or tertiary diagnoses from categories 1.a. or 1.b. (in the Dual

Diagnosis definition below) or one or more ICIS Substance Abuse Related Problems (710-731, 741-743). Clients identified only as co-dependents are not identified as substance abusers.

- **Dual Diagnosis Client**

A dual diagnosis client is one who meets the criteria for having a substance abuse diagnosis from categories 1.a. or 1.b. below and meets the criteria for a mental illness based on one or more DSM-IV Axis II primary, secondary, or tertiary diagnoses from categories 2.a. through 2.e. below.

- 1.a. Psychoactive Substance Induced Organic Disorders: 291.0-291.8, 292.0-292.83, 292.89-282.99
- b. Psychoactive Substance Use Disorders: 303.0-305.99.
- 2.a. Schizophrenia: 295.10, 295.20, 295.30, 295.40, 295.60, 295.70, 295.90
- b. Delusional (Paranoid) Disorder: 297.1
- c. Other Psychotic Disorders: 295.40, 295.70, 297.3, 298.8, 298.9, 297.1, 297.3
- d. Mood Disorders: 296.20-296.7
- e. Borderline Personality Disorder: 301.83

## Presenting Problem/Diagnosis

Categories for this variable are based on the DSM-IV primary diagnosis or primary presenting problem. If the admitting agency has clinicians qualified to make a diagnosis, the diagnosis is used, otherwise, a presenting problem is used to define a client's category.

<b>Categories</b>	<b>Codes</b>
<b>Developmental Disorders</b>	
DSM-IV Codes:	302.5-302.69, 302.85, 307-307.39, 307.5-307.99, 309.21, 312-312.29, 312.9-313.21, 313.81-313.89, 314-314.99, 315-319.99, 299-299.99
Presenting Problems:	210, 240

**Categories****Codes****Non Alcohol/Drug Related Organic**

DSM-IV Codes: 290-290.99, 293-293.83, 294-294.80, 310-310.10

**Alcohol Abuse**

DSM-IV Codes: 291-291.99, 293.9, 303-303.99, 305-305.02  
Presenting Problems: 741, 710, 711

**Other Substance Abuse**

DSM-IV Codes: 305.1-305.99, 292-292.99, 304-304.99  
Presenting Problems: 742, 743, 744, 720-731

**Schizophrenia**

DSM-IV Codes: 295 (excluding 295.4, 295.7)

**Other Psychotic**

DSM-IV Codes: 297-298.9, 295.40, 294.9, 295.70  
Presenting Problems: 510-530, 650

**Mood Disorders**

DSM-IV Codes: 296-296.99, 301.13, 300.4-300.49, 293.89, 311-311.99  
Presenting Problems: 500-503

**Other Non-Psychotic**

DSM-IV Codes: 300-300.39, 300.6-300.99, 302-302.49, 302.7-302.84, 302.89-302.99, 307-4-307.49, 307.8, 312.8, 308.3-309.19, 309.23-309.99, 312.3, 316-316.99, 780.50

**Personality Disorders**

DSM-IV Codes: 301-301.9

**Social Conditions**

DSM-IV Codes: V40.00-V40.60, V61-V71.02, 955.5-995.81  
Presenting Problems: 740, 450, 620-632, 311-420

**Deferred/No Diagnosis**

DSM-IV Codes: 799.9-799.90, V71.09  
Presenting Problems: 110, 130

## Race

The Unknown category was utilized to group Clients who made no selection from the choices below indicating their race.

The following groupings are used for reporting race:

- White
- Black
- Native American
- Hispanic
- Asian
- Unknown

Various Categories:

In response to many special report requests in past years, the special reports table was generated to address the majority of those requests.

## Description of the Data Book

---

This Data Book displays Counts of Admitted Clients Served by Funding Source for Sex, Age, Race, Presenting Problem/Diagnosis, County of Residence, and Other Indicators. It contains six tables presenting data for 1) Statewide Total, 2) Agency, 3) Agency Type, 4) Count of Residence, 5) Planning Area, and 6) Various Categories.

### Admitted Clients Served by Funding Source

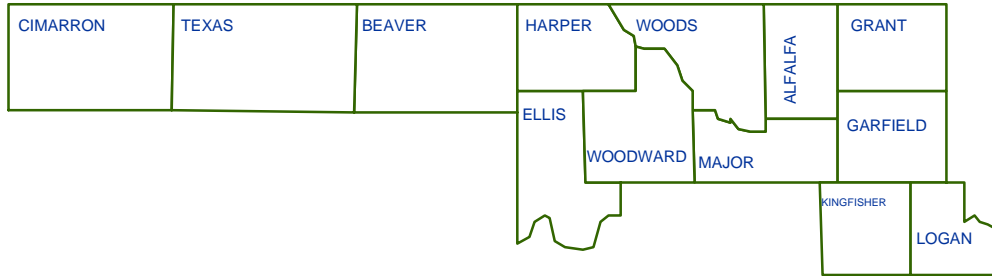
Admitted Clients Served are clients who have an admission transaction in the ICIS before or during the report year and had received a service during the report year. They are counted only once in the total for each level of aggregation or category in which they appear. This is called an unduplicated count. For example, a client may receive services at one hospital and then receive services at another hospital in the same year. This client would be counted twice (once at each hospital) in the agency report, but only once in the agency type and statewide tables. Because information such as age and sex should remain constant (except for data entry errors), counts for categories of these variables will sum to the total clients served on each table. Variables that might change from admission at one facility to admission at another or over time, (e.g., legal status, diagnosis, and target population) can be counted in more than one category and should not be summed.

This Data Book shows only clients who were admitted for services and excludes contacts. It enumerates admitted clients, but further limits the counts to specific subgroups of the client population. Each individual counted has received a service at some time during the year regardless of the year he/she was admitted. Clients are grouped by frequently referenced demographics: Sex, Age, Race, Presenting Problem/Diagnosis, County of Residence, and Other Indicators. A client may be in more than one of these groups, or a client's group may change during the year. As a result, the sum of target populations exceeds the total number served. However, for any given population, the age, race, and sex, which do not change (age is calculated as of a single point in time), are unduplicated counts and should equal the total.

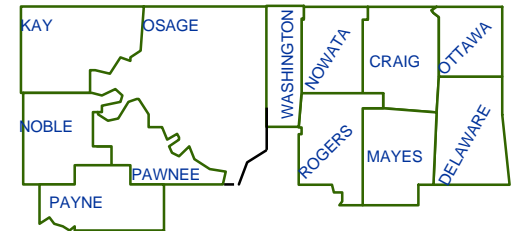
OKLAHOMA DEPARTMENT OF MENTAL HEALTH  
AND SUBSTANCE ABUSE SERVICES

# Planning Areas

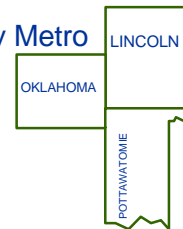
Northwest



Northeast



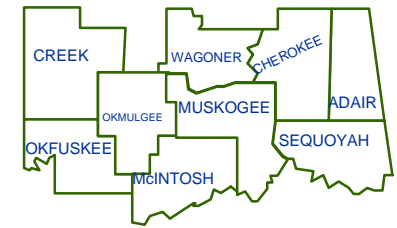
Oklahoma City Metro



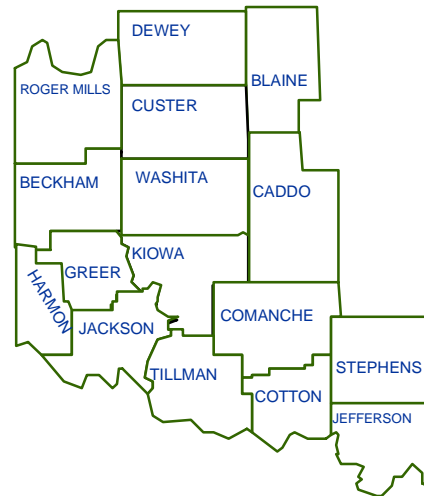
Tulsa Metro



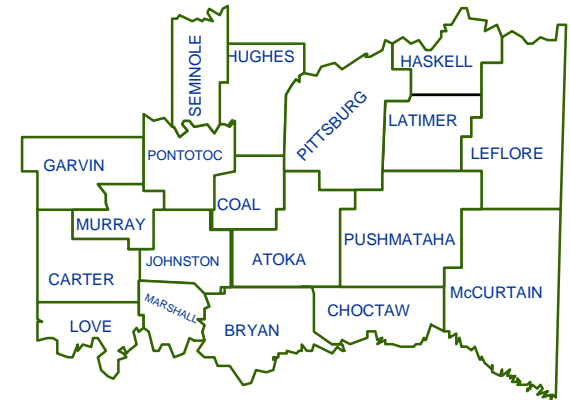
East Central



Central



Southwest



Southeast