

data

BOOK FOR FISCAL YEAR 2000

Section One:
Admitted Clients Served
By Funding Source

Table 5. Counts of Admitted
Clients Served for each Planning
Area

DATA BOOK FOR FISCAL YEAR 2000

Published by

Oklahoma Department of Mental Health and Substance Abuse
Services

Prepared by

Ali Akour, Ph.D.

Data Analyst, Evaluation and Data Analysis Section
Decision Support Services

2002

Terry Cline, Ph.D., Commissioner
Steve Davis, Ph.D., Director of Decision Support Services
Mark Reynolds, Ed. D., Evaluation & Data Analysis Data Projects Manager

Public Domain Notice

The Data Book for Fiscal Year 2000 is in the public domain and may be reproduced or copied without permission from the Oklahoma Department of Mental Health and Substance Abuse Services. However, this publication may not be reproduced or distributed for a fee without the specific, written authorization of Oklahoma Department of Mental Health and Substance Abuse Services. Citation of the source is appreciated.

Electronic Access to Publication

This publication is available on the World Wide Web at:
<http://www.odmhsas.org/specialreports.htm>

How to Contact Us

Oklahoma Department of Mental Health and Substance Abuse Services
Evaluation and Data Analysis Section
P.O. Box 53277
Oklahoma City, OK 73152-3277
(405) 522-3813

Contents

Introduction

Section One: Admitted Clients Served by Funding Source

- Table 1. Counts of Admitted Clients Served for **Statewide Total**
- Table 2. Counts of Admitted Clients Served for each **Agency**
- Table 3. Counts of Admitted Clients Served for each **Agency Type**
- Table 4. Counts of Admitted Clients Served for each **County of Residence**
- Table 5. Counts of Admitted Clients Served for each **Planning Area**
- Table 6. Counts of Admitted Clients Served for **Various Categories**

Section Two: Units of Service by Funding Source

- Table 7. Counts of Day and Hourly Services Provided for **Statewide Total**
- Table 8. Counts of Day and Hourly Services Provided for each **Agency**
- Table 9. Counts of Day and Hourly Services Provided for each **Agency Type**
- Table 10. Counts of Day and Hourly Services Provided for each **County of Residence**
- Table 11. Counts of Day and Hourly Services Provided for each **Planning Area**
- Table 12. Counts of Day and Hourly Services Provided for **Various Categories**

Appendix

Definitions of Terms and Categorization Variables

Descriptions of Sections and Tables

Map of Planning Areas

DATA BOOK FOR FISCAL YEAR 2000

Introduction

Prior to Fiscal Year 1999, any client seen at an Oklahoma Department of Mental Health and Substance Abuse Services (ODMHSAS) contracted facility was reported, regardless of who paid for the service. Starting with Fiscal Year 1999, only clients funded in full or in part by ODMHSAS were reported. Therefore, previous years' reported client counts will be larger than in following years.

During the Fiscal Year 2000, the State of Oklahoma expenditures on community mental health services, inpatient facilities, substance abuse services, domestic violence/sexual assault services, and departmental management amounted to approximately \$159 million dollars. An unduplicated total of approximately 79,700 recipients were served system-wide in FY 2000. The unduplicated total of 79,700 recipients consists of 56,545 recipients that were admitted and served and 19,155 recipients that were contacts. The Data Book report is generated to provide basic information about these recipients and services they received for policy makers, interest groups, and others working to improve the quality of life for those in need.

The Data Book report is produced by the Evaluation and Data Analysis Section of the Decision Support Services Division at the Oklahoma Department of Mental Health and Substance Abuse Services (ODMHSAS). The report summarizes demographic information and services for clients served in agencies operated by or funded through ODMHSAS. To create the Data Book report, data are extracted from the ODMHSAS Integrated Client Information System (ICIS). ICIS contains demographic and service information about service recipients and agencies.

To meet the specific needs of a variety of entities, the Data Book report consists of two separate sections: Admitted Clients Served by Funding Source; Units of Service by Funding Source. The sections are then divided into tables and each table presents a different view of the data. Definitions of terms and a Map of Planning Areas are also provided.

Oklahoma Department of Mental Health and Substance Abuse Services
Counts of Admitted Clients Served by Funding Source for Each Planning Area During FY2000
PLANNING AREA = CENTRAL

	Total	Funding Source					
		Mental Health	Substance Abuse	Domestic Violence	Residential Care	Medicaid	Other
Total							
Unduplicated Count	5,531	2,084	1,514	540	82	982	1,376
Agency Type							
Community Mental Health Center	3,014	1,715	18	0	0	911	965
Domestic Violence and Sexual Assault	546	0	0	540	0	0	20
Hospital	719	208	0	0	0	72	482
Other	246	246	0	0	0	0	0
Residential Care	82	0	0	0	82	0	0
Substance Abuse	1,515	0	1,500	0	0	9	19
Sex							
Female	2,867	1,125	532	451	34	600	712
Male	2,664	959	982	89	48	382	664
Age							
0-04	119	30	24	65	0	0	3
05-17	763	186	258	87	0	93	201
18-20	359	119	144	52	0	42	44
21-24	464	170	179	54	2	56	76
25-34	1,195	510	387	125	6	159	221
35-44	1,381	595	368	117	26	214	379
45-54	698	292	123	33	21	176	241
55-64	338	122	29	6	19	141	119
65-74	119	33	2	1	5	56	57
75-84	58	15	0	0	3	25	26
85+	37	12	0	0	0	20	9
Race							
White	4,628	1,799	1,203	409	74	832	1,207
Black	385	112	124	45	6	82	84
Native American	327	101	119	44	1	45	58
Hispanic	58	14	21	13	0	4	10
Asian	26	10	7	3	0	4	6
Two or More Races	158	51	44	35	1	15	17
Presenting Problem/Diagnosis							
Alcohol Abuse	453	69	342	1	0	16	55
Developmental Disorder	221	66	7	3	8	47	120
Mood Disorder	1,650	910	1	5	21	415	580
Non Alcohol/Drug Related Organic	28	13	0	0	0	8	11
Other Non-Psychotic	528	338	3	0	0	133	115
Other Psychotic	475	205	1	0	22	143	240
Personality Disorder	3	3	0	0	0	1	0
Schizophrenia	405	152	0	0	0	197	213
Social Conditions	1,079	312	211	519	24	7	34
Substance Related	1,083	82	960	1	2	18	55
Unknown/Other	2	1	0	0	0	0	1
Deferred/No Diagnosis	16	0	0	11	5	0	0
County of Residence							
Canadian	967	572	133	123	28	182	66
Cleveland	3,310	983	1,132	202	54	458	1,157
Grady	1,001	448	173	196	0	285	61
McClain	293	88	81	19	0	59	95
Other Indicators							
Any Alcohol/Drug Problem	2,243	538	1,307	19	5	213	465

Notes: The same client may be counted in more than one category, e.g., clients can receive services under more than one contract source, in more than one "County of Residence," or may have multiple "Other Indicators." Please see Definition page for other considerations.

Oklahoma Department of Mental Health and Substance Abuse Services
Counts of Admitted Clients Served by Funding Source for Each Planning Area During FY2000
PLANNING AREA = CENTRAL

	Funding Source						
	Total	Mental Health	Substance Abuse	Domestic Violence	Residential Care	Medicaid	Other
Custody of DHS	72	5	34	0	1	30	9
Custody of DOC	281	24	246	6	0	2	5
Custody of OJA	32	2	5	0	0	26	1
Deaf and Hearing Impaired	36	10	0	1	0	9	21
Dual Diagnosis	401	179	19	0	0	93	199
Homeless	281	68	54	114	0	13	57
Indigent	5,251	2,011	1,423	476	81	973	1,292
SED (6-17)	210	53	0	0	0	70	115
SMI (If ever)	2,436	1,172	214	77	80	754	937

Notes: The same client may be counted in more than one category, e.g., clients can receive services under more than one contract source, in more than one "County of Residence," or may have multiple "Other Indicators." Please see Definition page for other considerations.

Oklahoma Department of Mental Health and Substance Abuse Services
Counts of Admitted Clients Served by Funding Source for Each Planning Area During FY2000
PLANNING AREA = EAST CENTRAL

		Funding Source						
		Total	Mental Health	Substance Abuse	Domestic Violence	Residential Care	Medicaid	Other
Total	Unduplicated Count	5,892	1,797	1,442	882	467	1,511	1,324
Agency Type	Community Mental Health Center	3,601	1,644	424	0	35	1,462	1,105
	Domestic Violence and Sexual Assault	904	0	9	872	0	0	67
	Hospital	327	181	0	0	0	14	164
	Other	27	27	0	0	0	0	0
	Residential Care	434	0	0	0	434	0	0
	Substance Abuse	1,076	0	1,048	13	0	43	1
Sex	Female	3,172	891	647	682	188	925	659
	Male	2,720	906	795	200	279	586	665
Age	0-04	185	13	36	131	0	9	0
	05-17	671	166	91	224	1	125	99
	18-20	307	88	97	51	15	55	68
	21-24	490	150	175	76	20	83	114
	25-34	1,380	415	442	214	83	300	312
	35-44	1,529	481	450	124	147	394	376
	45-54	846	309	126	50	115	322	228
	55-64	360	135	20	9	60	165	93
	65-74	94	28	4	3	20	45	26
	75-84	25	11	1	0	5	10	7
	85+	5	1	0	0	1	3	1
Race	White	4,227	1,394	1,034	497	318	1,133	981
	Black	598	192	113	72	108	168	76
	Native American	831	156	239	194	31	170	224
	Hispanic	44	9	13	13	2	6	10
	Asian	14	6	0	1	0	5	7
	Two or More Races	268	46	62	108	10	32	29
	Unknown	2	0	0	0	0	1	1
Presenting Problem/Diagnosis	Alcohol Abuse	434	32	349	0	3	21	83
	Developmental Disorder	319	102	8	0	113	79	56
	Mood Disorder	1,576	832	84	1	32	614	506
	Non Alcohol/Drug Related Organic	36	15	0	0	0	23	5
	Other Non-Psychotic	553	259	13	0	2	205	195
	Other Psychotic	629	211	14	0	278	165	116
	Personality Disorder	32	15	3	0	0	18	7
	Schizophrenia	454	205	2	0	15	291	104
	Social Conditions	1,090	72	91	856	31	30	87
	Substance Related	1,107	88	908	8	1	79	176
	Unknown/Other	4	2	0	0	1	0	1
	Deferred/No Diagnosis	20	0	0	18	2	0	0
County of Residence	Adair	394	67	42	87	43	88	151
	Cherokee	947	158	128	205	112	257	409
	Creek	732	231	312	77	10	143	44
	McIntosh	330	104	109	9	53	83	27
	Muskogee	1,297	659	386	173	47	265	70

Notes: The same client may be counted in more than one category, e.g., clients can receive services under more than one contract source, in more than one "County of Residence," or may have multiple "Other Indicators." Please see Definition page for other considerations.

Oklahoma Department of Mental Health and Substance Abuse Services
Counts of Admitted Clients Served by Funding Source for Each Planning Area During FY2000
PLANNING AREA = EAST CENTRAL

	Funding Source						
	Total	Mental Health	Substance Abuse	Domestic Violence	Residential Care	Medicaid	Other
Okfuskee	429	110	58	35	163	115	27
Okmulgee	672	178	173	181	33	166	48
Sequoyah	512	152	59	20	19	250	251
Wagoner	696	152	189	97	9	158	299
Other Indicators							
Any Alcohol/Drug Problem	2,298	519	1,342	138	14	328	499
Custody of DHS	127	28	17	5	1	54	28
Custody of DOC	286	30	212	2	7	26	40
Custody of OJA	14	1	6	1	1	3	2
Deaf and Hearing Impaired	20	3	5	1	0	9	6
Dual Diagnosis	403	210	103	0	4	121	115
Homeless	415	103	68	211	10	28	40
Indigent	5,666	1,752	1,377	822	456	1,492	1,249
SED (6-17)	196	99	0	0	0	64	44
SMI (If ever)	3,204	1,394	436	120	462	1,227	791

Notes: The same client may be counted in more than one category, e.g., clients can receive services under more than one contract source, in more than one "County of Residence," or may have multiple "Other Indicators." Please see Definition page for other considerations.

Oklahoma Department of Mental Health and Substance Abuse Services
Counts of Admitted Clients Served by Funding Source for Each Planning Area During FY2000
PLANNING AREA = NORTHEAST

	Total	Funding Source					
		Mental Health	Substance Abuse	Domestic Violence	Residential Care	Medicaid	Other
Total							
Unduplicated Count	6,988	2,324	2,127	1,695	383	1,356	561
Agency Type							
Community Mental Health Center	3,262	2,146	199	0	0	1,329	81
Domestic Violence and Sexual Assault	1,763	0	7	1,695	0	0	291
Hospital	393	190	0	0	0	30	190
Other	76	76	0	0	0	0	0
Residential Care	383	0	0	0	383	0	0
Substance Abuse	1,980	27	1,960	0	0	2	8
Sex							
Female	3,438	1,132	676	1,151	125	806	199
Male	3,550	1,192	1,451	544	258	550	362
Age							
0-04	239	2	15	216	0	1	38
05-17	723	166	222	267	0	84	28
18-20	410	111	204	81	4	39	29
21-24	705	200	307	185	10	81	61
25-34	1,642	527	552	474	49	248	150
35-44	1,729	660	556	336	102	346	144
45-54	918	401	198	102	107	271	78
55-64	396	183	54	21	67	167	23
65-74	131	50	18	10	27	54	5
75-84	64	22	1	2	16	39	2
85+	31	2	0	1	1	26	3
Race							
White	5,555	1,959	1,565	1,257	309	1,172	420
Black	277	66	86	73	38	48	39
Native American	902	207	390	226	23	103	52
Hispanic	85	22	24	35	1	7	13
Asian	19	4	2	7	2	1	10
Two or More Races	310	91	87	99	11	25	29
Presenting Problem/Diagnosis							
Alcohol Abuse	1,016	76	949	0	7	10	11
Developmental Disorder	226	77	32	0	81	38	9
Mood Disorder	1,746	1,190	62	9	92	581	102
Non Alcohol/Drug Related Organic	31	11	2	0	0	18	5
Other Non-Psychotic	378	232	13	0	0	157	15
Other Psychotic	499	260	8	0	126	140	53
Personality Disorder	17	10	3	0	0	8	0
Schizophrenia	664	347	7	0	0	388	50
Social Conditions	1,918	93	85	1,646	51	5	255
Substance Related	1,125	83	1,042	2	1	17	31
Unknown/Other	12	0	0	1	10	0	1
Deferred/No Diagnosis	89	13	1	37	24	0	37
County of Residence							
Craig	542	212	102	20	195	218	37
Delaware	394	136	146	47	12	86	17
Kay	995	405	230	269	0	212	40
Mayes	677	242	206	83	101	151	35
Noble	156	46	59	24	5	31	10
Nowata	141	31	38	56	2	18	7

Notes: The same client may be counted in more than one category, e.g., clients can receive services under more than one contract source, in more than one "County of Residence," or may have multiple "Other Indicators." Please see Definition page for other considerations.

Oklahoma Department of Mental Health and Substance Abuse Services
Counts of Admitted Clients Served by Funding Source for Each Planning Area During FY2000
PLANNING AREA = NORTHEAST

	Funding Source						
	Total	Mental Health	Substance Abuse	Domestic Violence	Residential Care	Medicaid	Other
Osage	423	122	204	56	2	59	24
Ottawa	530	198	156	135	10	85	23
Pawnee	276	101	117	26	0	54	21
Payne	1,163	360	401	275	1	179	202
Rogers	749	220	248	216	59	84	33
Washington	1,097	276	241	494	3	184	112
Other Indicators							
Any Alcohol/Drug Problem	2,840	715	2,026	20	35	263	147
Custody of DHS	68	14	21	19	1	15	2
Custody of DOC	179	17	149	12	0	3	8
Custody of OJA	30	4	19	0	0	7	0
Deaf and Hearing Impaired	31	9	0	4	1	15	4
Dual Diagnosis	497	351	65	0	0	139	55
Homeless	411	66	101	219	17	15	20
Indigent	6,581	2,230	2,020	1,497	377	1,343	499
SED (6-17)	130	85	0	0	0	44	4
SMI (If ever)	2,969	1,697	370	171	383	1,178	236

Notes: The same client may be counted in more than one category, e.g., clients can receive services under more than one contract source, in more than one "County of Residence," or may have multiple "Other Indicators." Please see Definition page for other considerations.

Oklahoma Department of Mental Health and Substance Abuse Services
Counts of Admitted Clients Served by Funding Source for Each Planning Area During FY2000
PLANNING AREA = NORTHWEST

	Funding Source						
	Total	Mental Health	Substance Abuse	Domestic Violence	Residential Care	Medicaid	Other
Total							
Unduplicated Count	3,312	1,178	483	565	7	460	1,322
Agency Type							
Community Mental Health Center	2,449	1,157	112	0	0	448	1,299
Domestic Violence and Sexual Assault	568	0	5	565	0	0	1
Hospital	60	27	0	0	0	12	24
Other	4	4	0	0	0	0	0
Residential Care	7	0	0	0	7	0	0
Substance Abuse	385	0	384	0	0	2	2
Sex							
Female	1,880	671	170	417	1	295	726
Male	1,432	507	313	148	6	165	596
Age							
0-04	137	1	57	75	0	3	5
05-17	448	82	41	118	0	90	164
18-20	197	66	31	30	0	32	67
21-24	312	132	45	73	0	29	102
25-34	686	251	145	120	1	76	250
35-44	805	343	124	100	2	94	351
45-54	407	180	27	37	1	63	196
55-64	225	94	9	11	2	52	120
65-74	62	24	2	1	1	16	41
75-84	23	4	1	0	0	2	18
85+	10	1	1	0	0	3	8
Race							
White	2,887	1,062	361	415	6	419	1,251
Black	153	45	59	31	1	22	26
Native American	98	27	24	31	0	9	23
Hispanic	95	10	21	56	0	4	15
Asian	7	5	0	1	0	1	4
Two or More Races	86	30	20	31	0	6	4
Presenting Problem/Diagnosis							
Alcohol Abuse	237	62	138	4	0	4	76
Developmental Disorder	192	40	57	1	2	30	102
Mood Disorder	1,272	625	9	1	0	202	684
Non Alcohol/Drug Related Organic	35	11	0	0	0	5	28
Other Non-Psychotic	356	172	3	0	0	65	160
Other Psychotic	151	84	1	0	3	47	79
Personality Disorder	30	23	3	0	0	4	3
Schizophrenia	171	80	2	0	0	71	79
Social Conditions	730	40	87	542	2	19	58
Substance Related	288	63	206	6	0	15	54
Deferred/No Diagnosis	11	0	0	11	0	0	0
County of Residence							
Alfalfa	73	18	3	5	0	20	46
Beaver	46	8	8	5	0	4	30
Cimarron	36	8	6	2	0	7	19
Ellis	86	21	9	6	0	8	62
Garfield	892	459	116	253	2	118	79
Grant	26	10	3	4	0	8	4
Harper	72	11	3	8	0	18	48

Notes: The same client may be counted in more than one category, e.g., clients can receive services under more than one contract source, in more than one "County of Residence," or may have multiple "Other Indicators." Please see Definition page for other considerations.

Oklahoma Department of Mental Health and Substance Abuse Services
Counts of Admitted Clients Served by Funding Source for Each Planning Area During FY2000
PLANNING AREA = NORTHWEST

	Funding Source						
	Total	Mental Health	Substance Abuse	Domestic Violence	Residential Care	Medicaid	Other
Kingfisher	142	103	11	17	0	24	6
Logan	391	207	160	12	0	40	29
Major	158	37	10	4	1	23	115
Texas	447	75	76	112	0	42	226
Woods	306	63	39	32	0	58	190
Woodward	669	167	43	106	4	92	469
Other Indicators							
Any Alcohol/Drug Problem	1,167	421	392	62	0	98	476
Custody of DHS	43	3	11	4	0	12	16
Custody of DOC	55	16	38	1	0	1	6
Custody of OJA	7	0	2	0	0	3	2
Deaf and Hearing Impaired	13	5	0	0	0	2	7
Dual Diagnosis	267	142	11	0	0	39	169
Homeless	182	27	31	103	0	9	24
Indigent	3,121	1,142	466	518	7	457	1,211
SED (6-17)	93	44	0	0	0	29	31
SMI (If ever)	1,330	790	84	59	7	285	507

Notes: The same client may be counted in more than one category, e.g., clients can receive services under more than one contract source, in more than one "County of Residence," or may have multiple "Other Indicators." Please see Definition page for other considerations.

Oklahoma Department of Mental Health and Substance Abuse Services
Counts of Admitted Clients Served by Funding Source for Each Planning Area During FY2000
PLANNING AREA = OKLAHOMA CITY METRO

	Total	Funding Source					
		Mental Health	Substance Abuse	Domestic Violence	Residential Care	Medicaid	Other
Total							
Unduplicated Count	11,879	5,628	3,667	1,262	140	2,187	1,067
Agency Type							
Community Mental Health Center	7,012	5,400	226	0	0	2,108	431
Domestic Violence and Sexual Assault	1,263	0	1	1,262	0	0	24
Hospital	979	354	0	0	0	71	621
Other	70	70	0	0	0	0	0
Residential Care	140	0	0	0	140	0	0
Substance Abuse	3,486	0	3,463	4	0	12	35
Sex							
Female	6,030	2,759	1,463	952	46	1,382	491
Male	5,849	2,869	2,204	310	94	805	576
Age							
0-04	406	37	164	206	0	2	6
05-17	1,463	722	356	250	0	147	126
18-20	476	220	195	59	2	49	36
21-24	822	379	322	113	4	55	69
25-34	2,503	1,186	944	311	14	308	248
35-44	3,167	1,568	1,121	205	48	526	304
45-54	1,734	921	431	93	38	427	166
55-64	721	400	97	21	23	269	78
65-74	316	127	29	2	10	182	27
75-84	183	49	8	2	1	146	6
85+	88	19	0	0	0	76	1
Race							
White	8,072	4,012	2,337	747	97	1,568	780
Black	2,578	1,079	969	254	33	456	190
Native American	598	245	203	88	6	83	55
Hispanic	254	110	81	47	0	15	15
Asian	92	62	9	11	2	17	11
Two or More Races	426	169	88	118	2	55	18
Presenting Problem/Diagnosis							
Alcohol Abuse	1,225	392	848	0	1	27	60
Developmental Disorder	321	221	21	2	2	85	60
Mood Disorder	3,113	2,286	120	0	49	855	367
Non Alcohol/Drug Related Organic	114	69	0	0	0	46	16
Other Non-Psychotic	930	681	23	0	0	273	74
Other Psychotic	1,072	762	8	0	45	305	214
Personality Disorder	20	17	1	0	0	7	1
Schizophrenia	1,192	757	15	0	4	567	180
Social Conditions	2,178	427	454	1,258	37	14	28
Substance Related	2,509	328	2,221	1	0	27	76
Unknown/Other	7	1	0	0	2	0	4
Deferred/No Diagnosis	25	4	16	3	1	0	1
County of Residence							
Lincoln	420	194	71	31	69	99	27
Oklahoma	10,542	5,146	3,349	994	72	1,908	924
Pottawatomie	971	304	251	248	0	183	117
Other Indicators							
Any Alcohol/Drug Problem	5,750	2,469	3,187	43	10	535	481
Custody of DHS	200	39	133	1	2	26	12

Notes: The same client may be counted in more than one category, e.g., clients can receive services under more than one contract source, in more than one "County of Residence," or may have multiple "Other Indicators." Please see Definition page for other considerations.

Oklahoma Department of Mental Health and Substance Abuse Services
Counts of Admitted Clients Served by Funding Source for Each Planning Area During FY2000
PLANNING AREA = OKLAHOMA CITY METRO

	Funding Source						
	Total	Mental Health	Substance Abuse	Domestic Violence	Residential Care	Medicaid	Other
Custody of DOC	361	76	266	6	1	21	8
Custody of OJA	27	4	14	0	0	8	1
Deaf and Hearing Impaired	68	27	4	3	2	36	5
Dual Diagnosis	1,110	877	90	0	0	244	164
Homeless	927	560	187	157	4	52	153
Indigent	11,238	5,460	3,406	1,056	138	2,170	990
SED (6-17)	278	172	1	0	0	89	89
SMI (If ever)	5,533	3,806	630	130	140	1,648	801

Notes: The same client may be counted in more than one category, e.g., clients can receive services under more than one contract source, in more than one "County of Residence," or may have multiple "Other Indicators." Please see Definition page for other considerations.

Oklahoma Department of Mental Health and Substance Abuse Services
Counts of Admitted Clients Served by Funding Source for Each Planning Area During FY2000
PLANNING AREA = SOUTHEAST

	Funding Source						
	Total	Mental Health	Substance Abuse	Domestic Violence	Residential Care	Medicaid	Other
Total							
Unduplicated Count	9,335	3,165	2,289	1,775	72	1,984	2,047
Agency Type							
Community Mental Health Center	5,724	3,052	435	0	0	1,724	1,841
Domestic Violence and Sexual Assault	1,671	0	0	1,670	0	0	2
Hospital	434	212	0	0	0	38	208
Other	9	9	0	0	0	0	0
Residential Care	72	0	0	0	72	0	0
Substance Abuse	2,203	0	1,939	117	0	243	7
Sex							
Female	4,827	1,672	810	1,164	30	1,251	979
Male	4,508	1,493	1,479	611	42	733	1,068
Age							
0-04	294	23	51	179	0	11	43
05-17	1,356	281	303	337	0	168	449
18-20	490	149	189	114	0	50	78
21-24	736	266	270	197	2	84	79
25-34	1,949	644	622	478	8	377	272
35-44	2,241	894	581	339	19	546	442
45-54	1,360	571	221	97	27	397	371
55-64	616	251	45	27	13	233	181
65-74	209	59	6	6	2	81	100
75-84	74	26	0	1	1	33	28
85+	10	1	1	0	0	4	4
Race							
White	7,536	2,723	1,697	1,347	58	1,617	1,722
Black	620	180	183	80	7	159	142
Native American	910	184	303	243	6	166	145
Hispanic	69	24	26	18	0	5	5
Asian	17	6	0	5	1	5	4
Two or More Races	271	65	96	82	0	33	30
Presenting Problem/Diagnosis							
Alcohol Abuse	853	145	688	5	2	66	68
Developmental Disorder	361	113	30	19	7	56	188
Mood Disorder	2,584	1,490	94	11	22	739	794
Non Alcohol/Drug Related Organic	90	38	1	0	0	44	27
Other Non-Psychotic	1,065	560	39	1	0	319	347
Other Psychotic	719	383	24	3	16	262	238
Personality Disorder	19	14	1	0	0	6	5
Schizophrenia	681	239	9	0	0	367	263
Social Conditions	2,016	94	149	1,715	23	48	39
Substance Related	1,533	166	1,317	13	1	102	85
Unknown/Other	2	0	0	1	1	0	0
Deferred/No Diagnosis	10	0	1	8	1	0	0
County of Residence							
Atoka	322	50	154	26	0	77	64
Bryan	945	402	184	186	0	171	204
Carter	675	347	147	102	2	138	84
Choctaw	360	67	130	71	2	63	83
Coal	154	28	66	18	2	46	25
Garvin	607	298	121	126	0	126	98

Notes: The same client may be counted in more than one category, e.g., clients can receive services under more than one contract source, in more than one "County of Residence," or may have multiple "Other Indicators." Please see Definition page for other considerations.

Oklahoma Department of Mental Health and Substance Abuse Services
Counts of Admitted Clients Served by Funding Source for Each Planning Area During FY2000
PLANNING AREA = SOUTHEAST

	Funding Source						
	Total	Mental Health	Substance Abuse	Domestic Violence	Residential Care	Medicaid	Other
Haskell	217	75	22	6	0	49	116
Hughes	180	48	33	24	0	32	68
Johnston	336	181	60	20	0	75	72
Latimer	237	50	76	12	1	77	76
LeFlore	717	142	147	188	5	116	234
Love	109	54	21	20	0	17	19
Marshall	291	151	54	23	0	77	57
McCurtain	846	117	294	296	5	101	146
Murray	291	184	55	13	4	70	32
Pittsburgh	1,138	312	321	96	27	242	405
Pontotoc	980	421	214	234	23	225	129
Pushmataha	270	48	83	55	0	64	50
Seminole	801	210	132	270	1	232	90
Other Indicators							
Any Alcohol/Drug Problem	3,504	1,041	2,125	96	6	508	517
Custody of DHS	111	6	40	9	0	41	24
Custody of DOC	289	23	256	7	0	4	5
Custody of OJA	30	5	13	0	0	11	5
Deaf and Hearing Impaired	35	10	4	3	3	9	14
Dual Diagnosis	628	346	78	0	0	180	232
Homeless	570	90	57	234	4	97	162
Indigent	9,055	3,095	2,215	1,677	71	1,968	1,982
SED (6-17)	181	81	1	0	0	32	107
SMI (If ever)	3,475	1,716	370	192	71	1,392	922

Notes: The same client may be counted in more than one category, e.g., clients can receive services under more than one contract source, in more than one "County of Residence," or may have multiple "Other Indicators." Please see Definition page for other considerations.

Oklahoma Department of Mental Health and Substance Abuse Services
Counts of Admitted Clients Served by Funding Source for Each Planning Area During FY2000
PLANNING AREA = SOUTHWEST

	Total	Funding Source					
		Mental Health	Substance Abuse	Domestic Violence	Residential Care	Medicaid	Other
Total							
Unduplicated Count	6,315	1,596	1,109	1,330	77	1,031	2,366
Agency Type							
Community Mental Health Center	4,192	1,523	173	0	0	1,005	2,322
Domestic Violence and Sexual Assault	1,329	0	0	1,328	0	0	4
Hospital	129	68	0	0	0	27	39
Other	3	3	0	0	0	0	0
Residential Care	90	22	0	0	77	0	0
Substance Abuse	969	0	958	2	0	3	8
Sex							
Female	3,379	796	301	1,013	37	642	1,241
Male	2,936	800	808	317	40	389	1,125
Age							
0-04	280	9	16	215	0	25	25
05-17	978	115	77	312	0	223	356
18-20	372	107	83	61	1	29	133
21-24	567	146	124	123	1	55	212
25-34	1,395	369	318	290	9	171	526
35-44	1,521	457	342	235	21	226	588
45-54	768	266	112	79	23	171	330
55-64	290	98	30	10	14	77	134
65-74	101	25	7	4	7	28	49
75-84	32	2	0	1	1	18	11
85+	11	2	0	0	0	8	2
Race							
White	4,424	1,273	765	797	57	724	1,673
Black	866	119	125	176	14	154	430
Native American	540	124	143	140	5	83	145
Hispanic	257	45	44	116	0	27	53
Asian	49	10	2	8	0	7	31
Two or More Races	230	36	38	97	1	37	35
Presenting Problem/Diagnosis							
Alcohol Abuse	724	136	334	3	0	53	287
Developmental Disorder	315	41	64	8	13	74	157
Mood Disorder	1,393	591	16	2	7	312	724
Non Alcohol/Drug Related Organic	24	5	0	0	0	7	14
Other Non-Psychotic	853	320	8	0	0	235	397
Other Psychotic	399	169	1	0	20	123	226
Personality Disorder	13	8	0	0	0	5	0
Schizophrenia	394	128	1	0	0	163	238
Social Conditions	1,434	58	35	1,294	23	12	27
Substance Related	1,076	160	692	0	1	54	298
Unknown/Other	2	0	0	0	1	0	1
Deferred/No Diagnosis	38	4	0	23	12	0	0
County of Residence							
Beckham	528	235	171	64	0	137	9
Blaine	257	157	46	29	0	40	22
Caddo	477	107	105	76	0	104	175
Comanche	2,307	331	224	312	49	344	1,522
Cotton	59	16	16	2	1	12	23
Custer	515	277	91	134	1	121	25

Notes: The same client may be counted in more than one category, e.g., clients can receive services under more than one contract source, in more than one "County of Residence," or may have multiple "Other Indicators." Please see Definition page for other considerations.

Oklahoma Department of Mental Health and Substance Abuse Services
Counts of Admitted Clients Served by Funding Source for Each Planning Area During FY2000
PLANNING AREA = SOUTHWEST

	Funding Source						
	Total	Mental Health	Substance Abuse	Domestic Violence	Residential Care	Medicaid	Other
Dewey	87	33	16	14	2	9	33
Greer	111	44	46	10	0	15	9
Harmon	43	4	7	16	0	10	11
Jackson	509	60	120	160	2	44	197
Jefferson	66	17	19	12	0	8	24
Kiowa	208	120	40	16	0	41	17
Roger Mills	87	19	13	53	0	4	2
Stephens	849	80	113	400	22	86	257
Tillman	118	17	44	19	0	16	37
Washita	182	83	57	28	0	41	4
Other Indicators							
Any Alcohol/Drug Problem	2,366	604	1,075	55	3	226	845
Custody of DHS	134	23	11	2	0	96	25
Custody of DOC	196	20	154	3	1	5	17
Custody of OJA	36	7	6	0	0	22	8
Deaf and Hearing Impaired	25	13	2	2	0	4	11
Dual Diagnosis	269	165	18	0	0	65	106
Homeless	318	29	82	173	2	9	29
Indigent	5,942	1,552	1,066	1,241	76	1,014	2,151
SED (6-17)	323	41	1	0	0	139	188
SMI (If ever)	1,855	850	153	76	76	569	820

Notes: The same client may be counted in more than one category, e.g., clients can receive services under more than one contract source, in more than one "County of Residence," or may have multiple "Other Indicators." Please see Definition page for other considerations.

Oklahoma Department of Mental Health and Substance Abuse Services
Counts of Admitted Clients Served by Funding Source for Each Planning Area During FY2000
PLANNING AREA = TULSA METRO

	Total	Funding Source					
		Mental Health	Substance Abuse	Domestic Violence	Residential Care	Medicaid	Other
Total							
Unduplicated Count	8,379	3,892	3,933	1,280	43	1,022	449
Agency Type							
Community Mental Health Center	4,531	3,741	1,448	0	0	1,000	16
Domestic Violence and Sexual Assault	1,465	0	137	1,277	0	0	293
Hospital	275	136	0	0	0	11	138
Other	174	174	0	0	0	0	0
Residential Care	43	0	0	0	43	0	0
Substance Abuse	2,596	0	2,591	5	0	12	2
Sex							
Female	4,120	2,081	1,430	986	14	625	101
Male	4,259	1,811	2,503	294	29	397	348
Age							
0-04	168	4	23	142	0	1	1
05-17	625	208	201	197	0	55	0
18-20	414	155	252	45	0	23	10
21-24	716	328	375	111	2	40	53
25-34	2,153	937	1,147	364	4	151	151
35-44	2,414	1,142	1,260	289	8	316	143
45-54	1,337	755	567	102	11	266	61
55-64	436	284	93	22	15	136	23
65-74	96	67	15	6	2	25	6
75-84	17	11	0	1	1	8	0
85+	3	1	0	1	0	1	1
Race							
White	5,638	2,943	2,557	751	34	654	301
Black	1,754	635	832	317	6	284	91
Native American	568	154	365	83	1	44	21
Hispanic	171	60	59	66	0	3	9
Asian	51	29	12	8	0	13	3
Two or More Races	318	89	170	58	2	24	24
Presenting Problem/Diagnosis							
Alcohol Abuse	804	49	775	2	3	2	4
Developmental Disorder	114	90	10	0	3	25	1
Mood Disorder	2,580	2,187	909	0	18	381	47
Non Alcohol/Drug Related Organic	31	23	4	0	0	12	1
Other Non-Psychotic	439	386	66	0	0	71	4
Other Psychotic	702	581	144	0	14	160	45
Personality Disorder	50	42	12	0	0	11	0
Schizophrenia	777	563	176	0	0	339	44
Social Conditions	1,558	23	203	1,274	5	8	292
Substance Related	1,913	54	1,886	4	0	17	12
Unknown/Other	1	0	0	0	0	0	1
Deferred/No Diagnosis	5	5	0	0	0	0	0
County of Residence							
Osage	5	2	3	0	0	0	1
Tulsa	8,375	3,890	3,930	1,280	43	1,022	448
Other Indicators							
Any Alcohol/Drug Problem	4,630	1,716	3,772	58	6	425	110
Custody of DHS	77	48	13	4	0	28	0
Custody of DOC	314	41	284	7	0	1	4

Notes: The same client may be counted in more than one category, e.g., clients can receive services under more than one contract source, in more than one "County of Residence," or may have multiple "Other Indicators." Please see Definition page for other considerations.

Oklahoma Department of Mental Health and Substance Abuse Services
Counts of Admitted Clients Served by Funding Source for Each Planning Area During FY2000
PLANNING AREA = TULSA METRO

	Funding Source						
	Total	Mental Health	Substance Abuse	Domestic Violence	Residential Care	Medicaid	Other
Custody of OJA	41	3	38	0	0	0	0
Deaf and Hearing Impaired	22	9	5	1	0	9	1
Dual Diagnosis	1,273	914	971	0	0	266	53
Homeless	1,018	396	515	288	3	59	20
Indigent	7,871	3,775	3,689	1,144	40	1,014	354
SED (6-17)	189	164	10	0	0	37	0
SMI (If ever)	4,706	3,570	1,754	174	43	955	164

Notes: The same client may be counted in more than one category, e.g., clients can receive services under more than one contract source, in more than one "County of Residence," or may have multiple "Other Indicators." Please see Definition page for other considerations.

Oklahoma Department of Mental Health and Substance Abuse Services
Counts of Admitted Clients Served by Funding Source for Each Planning Area During FY2000
PLANNING AREA = UNKNOWN/OUT OF STATE

	Total	Funding Source					
		Mental Health	Substance Abuse	Domestic Violence	Residential Care	Medicaid	Other
Total							
Unduplicated Count	637	133	91	314	13	31	98
Agency Type							
Community Mental Health Center	189	111	18	0	0	28	55
Domestic Violence and Sexual Assault	312	0	1	312	0	0	7
Hospital	64	26	0	0	0	3	36
Other	1	1	0	0	0	0	0
Residential Care	13	0	0	0	13	0	0
Substance Abuse	75	0	72	3	0	0	0
Sex							
Female	365	51	27	241	5	20	45
Male	272	82	64	73	8	11	53
Age							
0-04	67	0	0	67	0	0	1
05-17	92	0	7	76	0	5	8
18-20	36	9	4	17	1	3	5
21-24	46	10	11	17	1	1	10
25-34	132	32	28	58	2	3	18
35-44	154	48	26	48	2	10	33
45-54	75	22	11	25	3	6	15
55-64	28	10	4	6	3	1	4
65-74	6	1	0	0	1	1	3
75-84	1	1	0	0	0	1	1
Race							
White	448	106	55	216	1	23	86
Black	63	12	1	45	1	0	4
Native American	26	3	4	10	0	6	4
Hispanic	28	2	4	19	0	0	3
Asian	3	1	0	2	0	0	0
Two or More Races	26	2	2	19	0	2	1
Unknown	45	7	25	3	11	0	0
Presenting Problem/Diagnosis							
Alcohol Abuse	43	8	31	0	0	0	7
Developmental Disorder	7	1	1	1	1	1	2
Mood Disorder	91	49	4	0	1	16	33
Non Alcohol/Drug Related Organic	2	1	0	0	0	0	1
Other Non-Psychotic	22	13	0	0	0	6	7
Other Psychotic	59	36	1	0	0	2	26
Personality Disorder	2	0	0	0	0	1	1
Schizophrenia	24	14	0	0	0	5	11
Social Conditions	306	0	1	306	0	0	7
Substance Related	35	4	28	1	0	0	3
Deferred/No Diagnosis	49	8	25	6	11	0	0
County of Residence							
Out of State/Unknown	637	133	91	314	13	31	98
Other Indicators							
Any Alcohol/Drug Problem	158	54	65	10	0	4	38
Custody of DOC	6	0	5	1	0	0	0
Custody of OJA	1	0	0	0	0	0	1
Deaf and Hearing Impaired	2	1	0	1	0	0	0
Dual Diagnosis	42	20	4	0	0	3	22

Notes: The same client may be counted in more than one category, e.g., clients can receive services under more than one contract source, in more than one "County of Residence," or may have multiple "Other Indicators." Please see Definition page for other considerations.

Oklahoma Department of Mental Health and Substance Abuse Services
Counts of Admitted Clients Served by Funding Source for Each Planning Area During FY2000
PLANNING AREA = UNKNOWN/OUT OF STATE

	Funding Source						
	Total	Mental Health	Substance Abuse	Domestic Violence	Residential Care	Medicaid	Other
Homeless	145	17	5	115	0	4	15
Indigent	535	112	54	291	2	28	87
SED (6-17)	5	0	0	0	0	4	1
SMI (If ever)	170	94	12	20	2	20	48

Notes: The same client may be counted in more than one category, e.g., clients can receive services under more than one contract source, in more than one "County of Residence," or may have multiple "Other Indicators." Please see Definition page for other considerations.

Definitions of Terms and Categorization Variables

The following are definitions of terms and categorization variables used in this Data Book report.

Admitted Clients Served

Admitted Clients Served had an admission transaction in the ICIS before or during the report year and had received a service during the year. For this section, they are counted only once in the total for each level of aggregation. This is called an unduplicated count.

Age

Client age is computed using the client's age at the middle of the fiscal year.

Contacts

Individuals are counted as contacts when they call or visit an agency, but are not admitted.

Funding Source

Funding Source helps identify the payment source of services. Frequently, clients receive services under multiple funding sources. The funding source categories for this report were Mental Health, Substance Abuse, Domestic Violence, Residential Care, Medicaid, and Other.

ICIS

The Oklahoma Department of Mental Health and Substance Abuse Services maintains an agency-wide database, the Integrated Client Information System (ICIS), to which all Department-funded services and transactions are reported. The ICIS contains demographic and service information about clients and agencies.

List of Agencies by Type

The following is a list of agencies by type that provided data during the Fiscal Year 2000:

AGENCY TYPE**AGENCY NAME**

Community Mental Health

ASSOCIATED CENTERS FOR THERAPY, INC.
BILL WILLIS MENTAL HEALTH
CARL ALBERT CMHC
CENTRAL OKLAHOMA CMHC
CHISHOLM TRAIL COUNSELING SERVICES
COMMUNITY COUNSELING CENTER
CREEKS MENTAL HEALTH SERVICES
EDWIN FAIR CMHC
GRAND LAKE M.H.C.
GREEN COUNTRY BEHAVIORAL HEALTH SERVICES
HOPE COMMUNITY SERVICES, INC.
JIM TALIAFERRO CMHC
MENTAL HEALTH SERVICES OF SOUTHERN OKLAHOMA
NORTH CARE CENTER
OK COUNTY CRISIS INTERVENTION CENTER
PARKSIDE, INC.
RED ROCK BEHAVIORAL HEALTH SERVICES
RED ROCK WEST
WESTERN STATE PSYCHIATRIC CENTER
WHEATLAND MENTAL HEALTH CENTER, INC.

Domestic Violence and Sexual Assault

ACMI HOUSE INC
ACTION ASSOCIATES, INC.
CALL RAPE INC.
COMMUNITY CRISIS CENTER, INC.
CRISIS CONTROL CENTER
D.V. PROG. OF N. CENTRAL OK.
DOMESTIC VIOLENCE INTERVENTION SERVICES
FAMILY CRISIS & COUNSELING CENTER
FAMILY CRISIS CENTER, INC.
FAMILY RESOURCE CENTER
FAMILY SHELTER
HELP-IN-CRISIS, INC.
N.W. DOMESTIC CRISIS SERVICES
NEW DIRECTIONS, INC.
OKLMULGEE COUNTY FAMILY RESOURCE CENTER INC.
PROJECT SAFE, INC.
ROGERS CO COMMUNITY SERVICES
S.O.S. FOR FAMILIES
STEPHENS COUNTY VOLUNTEERS FOR CRISIS INTERVENTION
STILLWATER DOMESTIC VIOLENCE SERVICE INC.
TULSA SEXUAL ASSAULT NURSE EXAMINERS PROGRAM
WOMEN IN SAFE HOMES, INC.
WOMEN'S CRISIS SERVICES

AGENCY TYPE**AGENCY NAME**

WOMEN'S SERVICE & FAMILY RESOURCE CENTER
WOMENS RESOURCE CENTER
YWCA CRISIS CENTER
YWCA OF OKC CRISIS SERVICES

Hospitals

EASTERN STATE HOSPITAL
GRIFFIN MEMORIAL HOSPITAL
OKLAHOMA YOUTH CENTER

Other Agencies

CENTER FOR CHILDREN & FAMILIES
CHRYSALIS CLUB
CROSSROADS INCORPORATED
DIVORCE VISITATION ARBITRATION
GREAT PLAINS IMPROVEMENT FND.
PROJECT HEARTLAND
SAFE HAVEN
TRANSITION HOUSE INC.
TULSA METROPOLITAN MINISTRY

Residential Care

ADA RESIDENTIAL CARE
BOLEY RESIDENTIAL CARE HOME
BOLEY RESIDENTIAL CARE HOME II
CLETA'S COTTAGE
COPP'S RESIDENTIAL CARE, INC.
COUNTRY LANE RESID. CARE HOME
DON MENTZER FACILITY
DOW RESIDENTIAL CARE HOME
DUNCAN COMMUNITY RESIDENCE INC
DYCO PROPERTIES, INC.
EDNA LEE'S RESIDENTIAL CARE
EL RENO RESIDENTIAL CARE
ELM TREE HOUSE
FAIR OAKS
GREEN ACRES
HAV-TAPINC DBA, THE HARBOR
HIGH CEDAR RESIDENTIAL CARE
LAKE FRANCIS RETIREMENT CENTER
LARI'S RES CARE
MILLER COZY HOME, INC.
NORTH FORK RESIDENTIAL CARE
ORCHARD GROVE
PADEN RESIDENTIAL CARE
PRAGUE ASSISTED LIVING CENTER
RAMBLING ROSE RESIDENTIAL CARE
SANTE FE RESIDENTIAL CARE

AGENCY TYPE**AGENCY NAME**

Substance Abuse

SHERRYS OLD FASHIONED R & B
SOUTHWEST RETIREMENT HOME, INC
SUGAR MOUNTAIN RETREAT
SUNNY ACRES BOARDING MANOR, INC.
SUNNY ACRES RESIDENTIAL CARE

A BETTER CHANCE
ADA AREA CHEMICAL DEPENDENCY CENTER, INC.
ALPHA II, INC.
BILL JOHNSON C.C.
BRIDGEWAY
CAA TURNING POINT
CARE FOR CHANGE, INC.
CBTI-CREEK COUNTY
CITIZEN POTOWATIOMI NATION
COMMUNITY ALCOHOLISM SERVICES
DRUG RECOVERY, INC.
EAGLE RIDGE INSTITUTE
EDMOND FAMILY SERVICES, INC.
GATEWAY TO PREVENTION/RECOVERY
HOMINY HEALTH SRVCS CENTER INC.
HOUSE OF HOPE, INC.
INDIAN HEALTH CARE RESOURCE CENTER
KIAMICHI COUNCIL ON ALCOHOLISM
LASTSTOP
LEFLORE COUNTY YOUTH & FAMILY SERVICES, INC.
LIFE IMPROVEMENT CENTER
LOGAN COUNTY YOUTH AND FAMILY SERVICES INC.
METRO TULSA SUBSTANCE ABUSE SERVICES
MONARCH, INC.
MOORE ALCOHOL AND DRUG CENTER
MUSKOGEE CO COUNCIL YTH SV
MUSKOGEE INTERVENTION PROGRAM
N.E. OK COUNCIL ON ALCOHOLISM
NAIC CENTER OF OKLAHOMA ALCOHOL & DRUG SERVICES, INC.
NATIVE AMERICAN CENTER OF RECOVERY
NEW HOPE OF MANGUM
NORMAN ALCOHOL AND DRUG TREATMENT CENTER
NW SUBSTANCE TREATMENT CENTER
OKLA NATIVE AMERICAN BEHAVIORAL HEALTH CIRCLE
OPPORTUNITIES, INC.
PAYNE CO COUNSELING SERVICES, INC.
ROADBACK, INC.
ROGERS COUNTY DRUG ABUSE PROGRAM, INC.
S.W. YOUTH & FAMILY SERVICES
SECOND CHANCE CDU
SOAARR, INC.

AGENCY TYPE

AGENCY NAME

STARTING POINT II, INC.
STREET SCHOOL, INC.
THE NEXT STEP NETWORK, INC.
THE OAKS BEHAVIORAL HEALTH CENTER
THE REFERRAL CENTER
TOTAL LIFE COUNSELING
TRI-CITY SUBSTANCE ABUSE CENTER
TRI-CITY YOUTH & FAMILY CENTER
TURNING POINT
TWELVE & TWELVE, INC.
VINITA ALCOHOL AND DRUG TREATMENT CENTER

ODMHSAS

Refers to the Oklahoma Department of Mental Health and Substance Abuse Services.

Other Indicators

There are several groups of clients that are of special interest because they have special treatment needs, state or federal requirements regarding their placement or the services they receive, or because they are part of a priority population. The definitions of these groups and criteria for their selection are provided below:

- **Custody of DHS**

The client, 18 years of age or younger, is in the custody of the Department of Human Services.

- **Custody of DOC**

The client is in the custody of the Department of Corrections. Clients under house arrest, electronic monitoring, or in prison are all considered to be in the custody of DOC. Clients on probation or parole are not.

- **Custody of OJA**

The client, 18 years of age or younger, is in the custody of the Office of Juvenile Affairs.

- **Deaf and Hearing Impaired**

Clients who are deaf, hard of hearing, or indicated the need for an interpreter for the deaf were grouped to form the Deaf and Hearing Impaired category.

- **Homeless**

A homeless person under ICIS criteria is a person who: (a) lacks a fixed, regular and adequate night time residence AND (b) has a primary night time residence that is a supervised publicly or privately operated shelter designed to provide temporary living accommodations including welfare hotels, congregate shelters, halfway houses, and transitional housing for the mentally ill; or an institution that provides a temporary residence for individuals intended to be institutionalized; or a public or private place not designed for, or ordinarily used as, a regular sleeping accommodation for human beings, not limited to people living on the streets. Individuals are considered homeless if they have lost their permanent residence, and are temporarily living in a shelter to avoid being on the street. Prisoners being released or in the custody of a correctional facility are not considered homeless at the time of admission for treatment. The definition also excludes persons in a hospital, residential care facility, commercial hotel/motel, supervised apartment, or living with parent/other relative (even if only temporarily). The definition does include domestic violence and sexual assault shelters, as the persons have fled a residence that is not adequate (i.e., not safe).

- **Legal Status**

Legal Status has three categories; Voluntary, Civil Involuntary, and Criminal Involuntary. The categories of legal status (with ICIS codes) are as follows:

Voluntary. These clients enter treatment voluntarily and are coded Voluntary Admission (01), Court Voluntary (02), Informal Admission (16), or Other (18).

Civil Involuntary. These clients are required by the court system to receive services, even though they may be reluctant. They are coded Court Commitment (03), Order of Detention (06), Juvenile Court Order (07), Transfer – Other Legal Entity (08), Court Ordered Juveniles in Need of Treatment, DHS given custody (10), Court Ordered Juveniles in Need of Treatment Parental Custody Retained (11), Emergency Detention (12), Continued Court Detention (13), 28-Day Court Commitment (14), or Protective Custody (17).

Criminal Involuntary. These clients are required to receive services because they have been accused of or have committed a crime. Codes include the following; Incompetent to Stand Trial (04), Not Guilty by Reason of Insanity (05), Court Order for Observation and Evaluation (09), Court Referred DUI Clients (15), Criminal Hold (20), or Court Commit with Hold (21).

- **Adults with Serious Mental Illness (SMI)**

SMI denotes clients who have been identified **at any time** as having a serious mental illness using the formal ODMHSAS definition. According to this definition, an Adult with a Serious Mental Illness must be an individual 18 years of age or older.

- **Children with a Serious Emotional Disturbance (SED)**

SED refers to children who meet departmental criteria for having a Serious Emotional Disturbance.

- **Any Alcohol/Drug Problem**

A substance abuse client is one who has one or more DSM-IV Axis I primary, secondary or tertiary diagnoses from categories 1.a. or 1.b. (in the Dual Diagnosis definition below) or one or more ICIS Substance Abuse Related Problems (710-731, 741-743). Clients identified only as co-dependents are not identified as substance abusers.

- **Dual Diagnosis Client**

A dual diagnosis client is one who meets the criteria for having a substance abuse diagnosis from categories 1.a. or 1.b. below and meets the criteria for a mental illness based on one or more DSM-IV Axis II primary, secondary, or tertiary diagnoses from categories 2.a. through 2.e. below.

- 1.a. Psychoactive Substance Induced Organic Disorders: 291.0-291.8, 292.0-292.83, 292.89-282.99
- b. Psychoactive Substance Use Disorders: 303.0-305.99.
- 2.a. Schizophrenia: 295.10, 295.20, 295.30, 295.40, 295.60, 295.70, 295.90
- b. Delusional (Paranoid) Disorder: 297.1
- c. Other Psychotic Disorders: 295.40, 295.70, 297.3, 298.8, 298.9, 297.1, 297.3
- d. Mood Disorders: 296.20-296.7
- e. Borderline Personality Disorder: 301.83

- **Indigent**

A person whose applicable income falls at or below 200% of the Federal Poverty Level is considered indigent. To determine whether the client was indigent, the household gross annual income must have been reported. The ODMHSAS eligibility criteria for indigence are based on the weighted average poverty

thresholds provided annually by the U. S. Department of Commerce. The following table presents the threshold levels for FY00.

**Oklahoma Department of Mental Health and Substance Abuse Services
Eligibility Criteria
Indigence Threshold
(200% of Federal Poverty Guideline)**

Number of Persons in Household	Household Gross Annual Income *
1	\$16,480
2	\$22,120
3	\$27,760
4	\$33,400
5	\$39,040
6	\$44,680
7	\$50,320
8	\$55,960
9 or more	Add \$ 5,640 to \$55,960 for each additional person

Presenting Problem/Diagnosis

Categories for this variable are based on the DSM-IV primary diagnosis or primary presenting problem. If the admitting agency has clinicians qualified to make a diagnosis, the diagnosis is used, otherwise, a presenting problem is used to define a client's category.

Categories	Codes
Developmental Disorders	
DSM-IV Codes:	302.5-302.69, 302.85, 307-307.39, 307.5-307.99, 309.21, 312-312.29, 312.9-313.21, 313.81-313.89, 314-314.99, 315-319.99, 299-299.99
Presenting Problems:	210, 240
Non Alcohol/Drug Related Organic	
DSM-IV Codes:	290-290.99, 293-293.83, 294-294.80, 310-310.10
Alcohol Abuse	
DSM-IV Codes:	291-291.99, 293.9, 303-303.99, 305-305.02
Presenting Problems:	741, 710, 711
Other Substance Abuse	
DSM-IV Codes:	305.1-305.99, 292-292.99, 304-304.99
Presenting Problems:	742, 743, 744, 720-731
Schizophrenia	
DSM-IV Codes:	295 (excluding 295.4, 295.7)
Other Psychotic	
DSM-IV Codes:	297-298.9, 295.40, 294.9, 295.70
Presenting Problems:	510-530, 650
Mood Disorders	
DSM-IV Codes:	296-296.99 301.13, 300.4-300.49, 293.89, 311-311.99
Presenting Problems:	500-503

Categories	Codes
Other Non-Psychotic	
DSM-IV Codes:	300-300.39, 300.6-300.99, 302-302.49, 302.7-302.84, 302.89-302.99, 307-4-307.49, 307.8, 312.8, 308.3-309.19, 309.23-309.99, 312.3, 316-316.99, 780.50
Personality Disorders	
DSM-IV Codes:	301-301.9
Social Conditions	
DSM-IV Codes:	V40.00-V40.60, V61-V71.02, 955.5-995.81
Presenting Problems:	740, 450, 620-632, 311-420
Deferred/No Diagnosis	
DSM-IV Codes:	799.9-799.90, V71.09
Presenting Problems:	110, 130

Race

Clients who selected more than one category from the choices below, indicating their race, are grouped in the Two or More Races category. The Unknown category was utilized to group Clients who made no selection from the choices below indicating their race.

The following groupings are used for reporting race:

- White
- Black
- Native American
- Hispanic
- Asian
- Two or More Races
- Unknown

Units of Service: Day and Hourly

The time provider agency staff spend delivering services to or for service recipients is reported in days, parts of days or minutes (summed to hours). Following is a list of codes and descriptions for services funded by DMHSAS in FY00.

Services	Category	Code	Description
Day	Crisis Stabilization	002E	Crisis Stabilization
	Detoxification	002B	Detoxification
		001B	Medical Detoxification
		002C	Non-medical Detoxification (social)
		002K	Non-medical Detoxification
	Housing	003M	Dependent Children Of Substance Abuse in Halfway House
		003N	Dependent Children Of Substance Abuse In Residential Treatment
		003G	Domestic Violence Residential Shelter For Primary Victims
		003H	Domestic Violence Residential Shelter For Dependents
		003P	Enhanced Residential Care
		004E	Family Self Sufficiency Program
		003B	Halfway House
		003A	Halfway House Services for Pregnant and Postpartum Women
		003S	Halfway House Services for Women with Dependent Children
		003T	Halfway House Service for Dually Diagnosed
		003Y	Halfway House Services for Adolescents
		003C	Independent Living Training Program
		003V	Permanent Congregate Housing with Onsite Support
		003Z	Permanent Congregate House
		003K	Residential Care
		003Q	Safe Haven
		003I	Short-term Emergency Shelter
		003F	Sponsored Family Program
		003J	Sponsored Housing Program
		003E	Supervised Housing
	003R	Transitional Living	
	Inpatient	001D	Acute Inpatient
		001C	Acute Medical Care
		001A	Intermediate Inpatient
	Residential Treatment	002Q	Enhanced Residential Treatment - Mental Health
		002N	Intensive Residential Substance Abuse Treatment
		002R	Intensive Residential Treatment
		002P	Intensive Residential Treatment - Mental Health
		002A	Residential Treatment (Substance Abuse & Mental Health)
		002G	Residential Treatment for Adolescents

Services	Category	Code	Description
		002H	Residential Treatment for Women with Dependent Children
		002J	Residential Treatment Dually Diagnosed
		002S	Residential Treatment
		002M	Services to Dependent Children of Substance Abuse Clients in Residential Treatment
Hourly			
	Evaluation/Assessment		
		106	Clinical Testing
		100	Competency Evaluation
		102	Court Related Evaluation
		104	DUI Assessment
		110	Evaluation and Assessment
		101	Evaluation/assessment
		107	Group Assessment
		138	Institution Based SA Screening
		105	Referral
		300	Treatment Plan Review
		400	Treatment Planning
	Counseling		
		132	Family/marital
		137	Family/Marital Counseling (Mental Health Professional)
		131	Group Counseling
		136	Group Counseling (Mental Health Professional)
		135	Individual Counseling (Mental Health Professional)
		130	Individual Counseling
		241	Peer Counseling
		249	Staff Time Providing Support Group Service (Project Heartland)
	Crisis Intervention		
		133	Crisis Intervention Counseling
		134	Crisis Intervention Telephone
		120	Emergency/Crisis (face/face)
		121	Emergency/Crisis (telephone)
		123	Mobile Crisis Service
	Case Management		
		212	Case Management
		225	Case Management
		226	Case Management
		204	Client Advocacy
		213	Intensive Case Management
	Physician/Lab Services		
		305	Medical Review
		308	Medication Delivery
		304	Pharmacological Management
	Other Day Services		
		004C	Day School/6 Hours

Services	Category	Code	Description
		434	Intensive Outpatient Services - Group
		433	Intensive Outpatient Services - Individual
	Other Outpatient Services	500	Consultation
		109	Court Related Services
		210	Disaster Support Service
		590	Divorce Visitation Arbitration
		501	Education
		190	Gate-keeping
		207	Home-based Care
		565	Institution-based Substance Abuse Treatment
		570	Job Retention Support
		252	PACT Timeline Development
		506	Sexual Assault Nurse Examiner (SANE) Training
		504	System Support
		503	Training
		505	Treatment Team Meeting
	Outreach	551	Community Outreach
		553	Community Outreach to Children
		552	Intensive Outreach to Children
		550	Outreach
		561	Prevention Type Activities
		560	Substance Abuse Early Intervention
	Rehabilitation	203	Client Education
		242	Consumer Drop-in Center
		430	Day Treatment Hourly
		217	Group Rehabilitative Treatment
		216	Individual Rehab Treatment
		431	Psycho-social Hourly
		205	Resource Skills Development
		251	Resource Skills Development by Peers
		224	Substance Abuse Dx\Prob-Related Education (Family)
		219	Substance Abuse Dx\Prob-Related Education (Group)
		218	Substance Abuse Dx\Prob-Related Education (Individual)
		211	Substance Abuse Dx\Prob-Related Education
		202	Socialization
	Vocational	243	Employment Training
		245	Pre-vocational
		244	Vocational Training

Various Categories:

In response to many special report requests in past years, the special reports table was generated to address the majority of those requests.

Description of Sections and Tables

The Data Book consists of two sections. The first section displays Counts of Admitted Clients Served by Funding Source for Sex, Age, Race, Presenting Problem/Diagnosis, County of Residence, and Other Indicators. The second section presents Counts of Day and Hourly Units of Service by Funding Source for Admitted Clients and Contacts. Each section contains six tables presenting data for 1) Statewide Total, 2) Agency, 3) Agency Type, 4) Count of Residence, 5) Planning Area, and 6) Various Categories.

Section One: Admitted Clients Served by Funding Source

Admitted Clients Served are clients who have an admission transaction in the ICIS before or during the report year and had received a service during the report year. For this section, they are counted only once in the total for each level of aggregation or category in which they appear. This is called an unduplicated count. For example, a client may receive services at one hospital and then receive services at another hospital in the same year. This client would be counted twice (once at each hospital) in the agency report, but only once in the agency type and statewide tables. Because information such as age and sex should remain constant (except for data entry errors), counts for categories of these variables will sum to the total clients served on each table. Variables that might change from admission at one facility to admission at another or over time, (e.g., legal status, diagnosis, and target population) can be counted in more than one category and should not be summed.

This section shows only clients who were admitted for services and excludes contacts. It enumerates admitted clients, but further limits the counts to specific subgroups of the client population. Each individual counted has received a service at some time during the year regardless of the year he/she was admitted. Clients are grouped by frequently referenced demographics: Sex, Age, Race, Presenting Problem/Diagnosis, County of Residence, and Other Indicators. A client may be in more than one of these groups, or a client's group may change during the year. As a result, the sum of target populations exceeds the total number served. However, for any given population, the age, race, and sex, which do not change (age is calculated as of a single point in time), are unduplicated counts and should equal the total.

Section Two: Units of Service by Funding Source

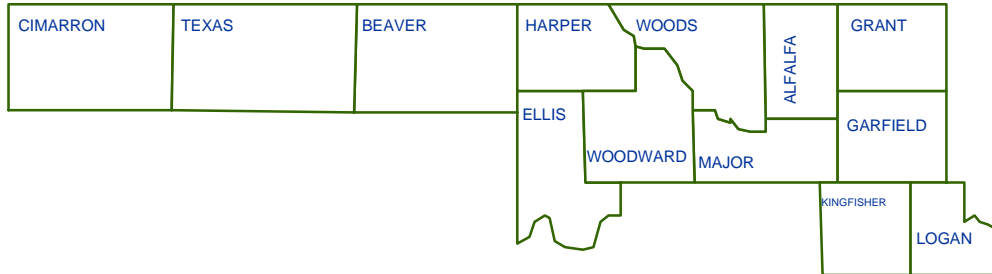
This section helps to quantify the Department's impact on the community by reporting the total number of individuals identified as receiving a service during the fiscal year. It also presents Summaries for all types of services funded through the ODMHSAS.

Individuals are counted as contacts when they call or visit an agency, but are not admitted. In general, a person can be reported as a contact twice at the same agency within a twelve-month period, but services are not given a third time without an admission. A client can also seek services at another agency and be counted as a contact there. In the Data Book report, an agency's contact counts exclude individuals who are subsequently admitted there. Additionally, two types of contacts are excluded from counts: Emergency Contacts and Group Contacts. In these cases, individuals are not identified and their addition would likely produce duplicated counts. However, the services to those individuals are reported.

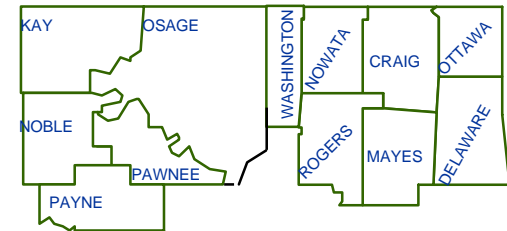
OKLAHOMA DEPARTMENT OF MENTAL HEALTH
AND SUBSTANCE ABUSE SERVICES

Planning Areas

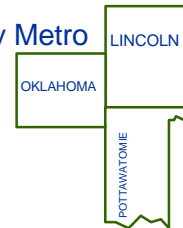
Northwest



Northeast



Oklahoma City Metro



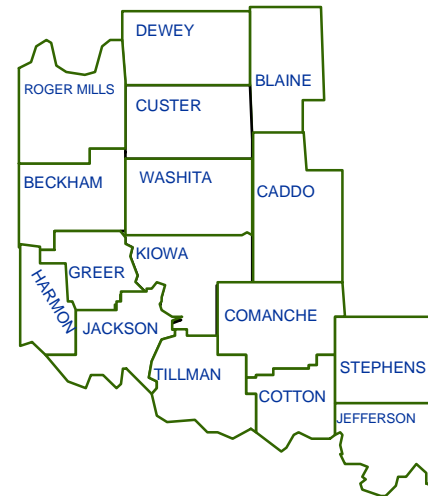
Tulsa Metro



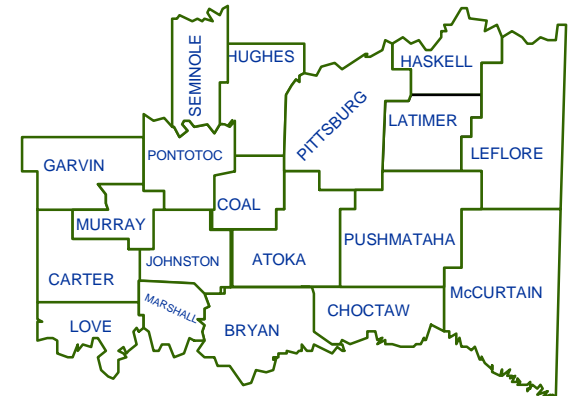
East Central



Central



Southwest



Southeast