

data

BOOK FOR FISCAL YEAR 2001

Section One:
Admitted Clients Served
By Funding Source

Table 5. Counts of Admitted
Clients Served for each Planning
Area

DATA BOOK FOR FISCAL YEAR 2001

Published by

Oklahoma Department of Mental Health and Substance Abuse
Services

Prepared by

Ali Akour, Ph.D.

Data Analyst, Evaluation and Data Analysis Section
Decision Support Services

2002

Terry Cline, Ph.D., Commissioner
Steve Davis, Ph.D., Director of Decision Support Services
Mark Reynolds, Ed. D., Evaluation & Data Analysis Data Projects Manager

Public Domain Notice

The Data Book for Fiscal Year 2001 is in the public domain and may be reproduced or copied without permission from the Oklahoma Department of Mental Health and Substance Abuse Services. However, this publication may not be reproduced or distributed for a fee without the specific, written authorization of Oklahoma Department of Mental Health and Substance Abuse Services. Citation of the source is appreciated.

Electronic Access to Publication

This publication is available on the World Wide Web at:
<http://www.odmhsas.org/specialreports.htm>

How to Contact Us

Oklahoma Department of Mental Health and Substance Abuse Services
Evaluation and Data Analysis Section
P.O. Box 53277
Oklahoma City, OK 73152-3277
(405) 522-3813

Contents

Introduction

Section One: Admitted Clients Served by Funding Source

- Table 1. Counts of Admitted Clients Served for **Statewide Total**
- Table 2. Counts of Admitted Clients Served for each **Agency**
- Table 3. Counts of Admitted Clients Served for each **Agency Type**
- Table 4. Counts of Admitted Clients Served for each **County of Residence**
- Table 5. Counts of Admitted Clients Served for each **Planning Area**
- Table 6. Counts of Admitted Clients Served for **Various Categories**

Section Two: Units of Service by Funding Source

- Table 7. Counts of Day and Hourly Services Provided for **Statewide Total**
- Table 8. Counts of Day and Hourly Services Provided for each **Agency**
- Table 9. Counts of Day and Hourly Services Provided for each **Agency Type**
- Table 10. Counts of Day and Hourly Services Provided for each **County of Residence**
- Table 11. Counts of Day and Hourly Services Provided for each **Planning Area**
- Table 12. Counts of Day and Hourly Services Provided for **Various Categories**

Appendix

Definitions of Terms and Categorization Variables

Descriptions of Sections and Tables

Map of Planning Areas

DATA BOOK FOR FISCAL YEAR 2001

Introduction

Prior to Fiscal Year 1999, any client seen at an Oklahoma Department of Mental Health and Substance Abuse Services (ODMHSAS) contracted facility was reported, regardless of who paid for the service. Starting with Fiscal Year 1999, only clients funded in full or in part by ODMHSAS were reported. Therefore, previous years' reported client counts will be larger than in following years.

During the Fiscal Year 2001, the State of Oklahoma expenditures on community mental health services, inpatient facilities, substance abuse services, domestic violence/sexual assault services, and departmental management amounted to approximately \$177 million dollars. An unduplicated total of approximately 82,042 recipients were served system-wide in FY 2001. The unduplicated total of 82,042 recipients consists of 58,351 recipients that were admitted and served and 23,691 recipients that were contacts. The Data Book report is generated to provide basic information about these recipients and services they received for policy makers, interest groups, and others working to improve the quality of life for those in need.

The Data Book report is produced by the Evaluation and Data Analysis Section of the Decision Support Services Division at the Oklahoma Department of Mental Health and Substance Abuse Services (ODMHSAS). The report summarizes demographic information and services for clients served in agencies operated by or funded through ODMHSAS. To create the Data Book report, data are extracted from the ODMHSAS Integrated Client Information System (ICIS). ICIS contains demographic and service information about service recipients and agencies.

To meet the specific needs of a variety of entities, the Data Book report consists of two separate sections: Admitted Clients Served by Funding Source; Units of Service by Funding Source. The sections are then divided into tables and each table presents a different view of the data. Definitions of terms and a Map of Planning Areas are also provided.

Oklahoma Department of Mental Health and Substance Abuse Services
Counts of Admitted Clients Served by Funding Source for Each Planning Area During FY2001
PLANNING AREA = CENTRAL

	Total	Funding Source					
		Mental Health	Substance Abuse	Domestic Violence	Residential Care	Medicaid	Other
Total							
Unduplicated Count	5,671	2,663	1,432	610	85	1,048	1,067
Agency Type							
Community Mental Health Center	3,232	2,243	26	0	0	941	830
Domestic Violence and Sexual Assault	601	0	2	597	0	0	8
Hospital	744	345	0	0	0	144	295
Other	256	256	0	0	0	0	0
Residential Care	85	0	0	0	85	0	0
Substance Abuse	1,425	0	1,416	13	0	3	7
Sex							
Female	3,079	1,469	543	519	26	655	578
Male	2,592	1,194	889	91	59	393	489
Age							
0-04	137	26	33	75	0	3	2
05-17	822	294	238	74	0	179	125
18-20	343	134	107	53	0	30	56
21-24	481	225	180	79	3	45	42
25-34	1,158	597	331	146	6	151	156
35-44	1,395	731	372	139	19	208	253
45-54	788	422	146	38	28	183	219
55-64	317	157	20	5	23	135	109
65-74	119	35	5	1	3	60	53
75-84	72	24	0	0	3	33	37
85+	39	18	0	0	0	21	15
Race							
White	4,800	2,302	1,179	473	77	882	940
Black	340	118	104	34	5	90	58
Native American	312	128	94	51	2	44	45
Hispanic	84	37	20	19	0	9	9
Asian	29	16	7	3	0	5	9
Two or More Races	175	76	38	34	1	23	9
Presenting Problem/Diagnosis							
Alcohol Abuse	440	94	322	11	0	11	43
Developmental Disorder	254	127	0	1	9	82	72
Mood Disorder	1,842	1,221	3	2	20	495	491
Non Alcohol/Drug Related Organic	27	11	0	0	0	9	15
Other Non-Psychotic	617	481	2	0	0	120	99
Other Psychotic	470	289	0	0	19	154	179
Personality Disorder	7	7	0	0	0	1	1
Schizophrenia	331	169	0	0	0	173	152
Social Conditions	1,122	285	220	593	30	6	18
Substance Related	993	83	900	3	3	15	24
Deferred/No Diagnosis	4	0	0	0	4	0	0
County of Residence							
Canadian	1,118	707	158	177	31	116	71
Cleveland	3,107	1,224	960	214	53	627	826
Grady	1,154	597	220	203	1	236	85
McClain	332	146	100	17	0	70	89
Other Indicators							
Any Alcohol/Drug Problem	2,105	645	1,222	24	9	204	321
Custody of DHS	68	9	27	0	0	32	4

Notes: Information in this table is based on data reported to DMHSAS as of 01/01/2002. The same client may be counted in more than one category, e.g., clients can receive services under more than one contract source, in more than one "County of Residence," or may have multiple "Other Indicators." Please see Definition page for other considerations.

Oklahoma Department of Mental Health and Substance Abuse Services
Counts of Admitted Clients Served by Funding Source for Each Planning Area During FY2001
PLANNING AREA = CENTRAL

	Funding Source						
	Total	Mental Health	Substance Abuse	Domestic Violence	Residential Care	Medicaid	Other
Custody of DOC	187	25	157	14	1	1	3
Custody of OJA	24	1	3	0	0	19	1
Deaf and Hearing Impaired	27	12	3	1	0	6	12
Dual Diagnosis	407	230	31	0	0	103	157
Homeless	278	94	32	128	0	13	24
Indigent	5,427	2,606	1,380	546	83	1,038	969
SED (6-17)	215	93	0	0	0	95	54
SMI (If ever)	2,462	1,532	209	82	83	704	746

Notes: Information in this table is based on data reported to DMHSAS as of 01/01/2002. The same client may be counted in more than one category, e.g., clients can receive services under more than one contract source, in more than one "County of Residence," or may have multiple "Other Indicators." Please see Definition page for other considerations.

Oklahoma Department of Mental Health and Substance Abuse Services
Counts of Admitted Clients Served by Funding Source for Each Planning Area During FY2001
PLANNING AREA = EAST CENTRAL

	Funding Source						
	Total	Mental Health	Substance Abuse	Domestic Violence	Residential Care	Medicaid	Other
Total							
Unduplicated Count	6,563	3,030	1,595	932	529	1,318	1,146
Agency Type							
Community Mental Health Center	4,311	2,943	520	0	40	1,300	979
Domestic Violence and Sexual Assault	1,001	0	61	916	0	0	156
Hospital	141	110	0	0	0	7	32
Other	15	15	0	0	0	0	0
Residential Care	491	0	0	0	491	0	0
Substance Abuse	1,102	0	1,077	17	0	13	0
Sex							
Female	3,478	1,556	645	723	201	818	625
Male	3,085	1,474	950	209	328	500	521
Age							
0-04	185	16	17	148	0	4	5
05-17	775	310	41	221	0	163	100
18-20	373	157	116	63	10	38	67
21-24	618	292	235	94	25	70	76
25-34	1,531	731	493	203	95	262	249
35-44	1,645	777	490	150	162	338	314
45-54	932	482	165	43	142	264	200
55-64	377	209	32	7	67	134	94
65-74	103	45	5	2	23	39	31
75-84	23	11	1	1	4	6	10
85+	1	0	0	0	1	0	0
Race							
White	4,828	2,425	1,130	541	369	1,022	841
Black	571	234	115	81	116	123	47
Native American	896	244	290	214	34	122	216
Hispanic	72	30	8	21	6	10	12
Asian	18	5	3	6	1	5	4
Two or More Races	310	123	73	74	9	36	36
Unknown	1	1	0	0	0	1	0
Presenting Problem/Diagnosis							
Alcohol Abuse	502	79	418	2	3	8	46
Developmental Disorder	405	179	15	1	125	76	57
Mood Disorder	1,890	1,396	77	1	41	559	422
Non Alcohol/Drug Related Organic	40	32	1	0	0	17	6
Other Non-Psychotic	717	516	15	0	1	182	135
Other Psychotic	648	257	21	0	317	148	102
Personality Disorder	22	13	4	0	0	7	7
Schizophrenia	436	314	11	0	24	253	85
Social Conditions	1,126	66	87	919	25	8	157
Substance Related	1,235	244	984	5	4	66	149
Unknown/Other	2	0	0	0	1	0	1
Deferred/No Diagnosis	6	0	0	4	2	0	0
County of Residence							
Adair	464	125	75	76	36	112	222
Cherokee	985	306	195	178	143	185	323
Creek	766	370	289	81	7	80	27
McIntosh	348	141	84	27	69	75	30
Muskogee	1,630	1,060	412	189	59	285	26

Notes: Information in this table is based on data reported to DMHSAS as of 01/01/2002. The same client may be counted in more than one category, e.g., clients can receive services under more than one contract source, in more than one "County of Residence," or may have multiple "Other Indicators." Please see Definition page for other considerations.

Oklahoma Department of Mental Health and Substance Abuse Services
Counts of Admitted Clients Served by Funding Source for Each Planning Area During FY2001
PLANNING AREA = EAST CENTRAL

	Funding Source						
	Total	Mental Health	Substance Abuse	Domestic Violence	Residential Care	Medicaid	Other
Okfuskee	427	171	56	22	172	104	12
Okmulgee	838	372	167	265	27	133	30
Sequoyah	555	258	113	36	20	173	259
Wagoner	705	252	215	63	25	177	222
Other Indicators							
Any Alcohol/Drug Problem	2,513	919	1,484	170	23	265	342
Custody of DHS	117	45	8	3	1	43	27
Custody of DOC	341	48	251	19	25	13	25
Custody of OJA	17	7	5	0	1	4	0
Deaf and Hearing Impaired	20	12	0	0	2	10	3
Dual Diagnosis	435	320	101	0	4	106	66
Homeless	490	157	50	265	10	30	79
Indigent	6,345	2,968	1,534	887	512	1,298	1,074
SED (6-17)	338	206	0	0	0	99	58
SMI (If ever)	3,598	2,335	460	135	527	1,040	685

Notes: Information in this table is based on data reported to DMHSAS as of 01/01/2002. The same client may be counted in more than one category, e.g., clients can receive services under more than one contract source, in more than one "County of Residence," or may have multiple "Other Indicators." Please see Definition page for other considerations.

Oklahoma Department of Mental Health and Substance Abuse Services
Counts of Admitted Clients Served by Funding Source for Each Planning Area During FY2001
PLANNING AREA = NORTHEAST

	Total	Funding Source					
		Mental Health	Substance Abuse	Domestic Violence	Residential Care	Medicaid	Other
Total							
Unduplicated Count	7,654	2,842	2,323	1,713	415	1,454	469
Agency Type							
Community Mental Health Center	3,735	2,688	183	0	0	1,444	50
Domestic Violence and Sexual Assault	1,879	0	7	1,712	0	0	377
Hospital	141	103	0	0	0	11	45
Other	76	76	0	0	0	0	0
Residential Care	415	0	0	0	415	0	0
Substance Abuse	2,173	31	2,158	1	0	1	2
Sex							
Female	3,814	1,481	693	1,234	128	881	182
Male	3,840	1,361	1,630	479	287	573	287
Age							
0-04	235	4	19	172	0	1	85
05-17	739	207	202	291	0	62	38
18-20	524	171	252	97	7	33	21
21-24	830	256	369	175	17	79	68
25-34	1,791	654	589	468	58	292	105
35-44	1,859	767	582	353	105	398	98
45-54	1,040	495	230	116	118	314	42
55-64	428	211	58	29	68	174	9
65-74	133	56	19	10	27	50	2
75-84	57	16	3	1	15	37	0
85+	18	5	0	1	0	14	1
Race							
White	5,909	2,278	1,696	1,218	338	1,219	340
Black	295	85	97	57	37	62	27
Native American	1,067	311	420	263	24	129	52
Hispanic	117	31	29	52	1	12	7
Asian	27	9	8	9	1	2	7
Two or More Races	419	148	109	117	14	35	37
Presenting Problem/Diagnosis							
Alcohol Abuse	1,164	88	1,090	1	10	13	8
Developmental Disorder	221	114	4	2	75	35	3
Mood Disorder	2,030	1,484	47	3	131	683	30
Non Alcohol/Drug Related Organic	26	14	0	0	0	14	2
Other Non-Psychotic	449	350	14	0	0	127	6
Other Psychotic	497	281	2	0	127	168	19
Personality Disorder	14	7	2	0	0	6	0
Schizophrenia	642	375	0	0	10	402	18
Social Conditions	1,973	86	83	1,655	50	1	289
Substance Related	1,219	107	1,132	2	2	16	7
Unknown/Other	12	2	0	0	8	0	2
Deferred/No Diagnosis	119	0	1	51	19	0	87
County of Residence							
Craig	560	232	92	43	188	221	7
Delaware	455	228	141	54	11	82	4
Kay	1,062	425	276	281	0	223	27
Mayes	768	326	233	55	153	193	11
Noble	182	62	71	19	6	38	16
Nowata	181	57	51	61	1	20	11

Notes: Information in this table is based on data reported to DMHSAS as of 01/01/2002. The same client may be counted in more than one category, e.g., clients can receive services under more than one contract source, in more than one "County of Residence," or may have multiple "Other Indicators." Please see Definition page for other considerations.

Oklahoma Department of Mental Health and Substance Abuse Services
Counts of Admitted Clients Served by Funding Source for Each Planning Area During FY2001
PLANNING AREA = NORTHEAST

	Funding Source						
	Total	Mental Health	Substance Abuse	Domestic Violence	Residential Care	Medicaid	Other
Osage	443	165	225	37	3	56	5
Ottawa	590	227	155	161	10	105	0
Pawnee	218	90	100	6	0	50	7
Payne	1,344	437	489	259	1	199	272
Rogers	759	213	229	270	53	64	2
Washington	1,262	405	283	473	2	207	108
Other Indicators							
Any Alcohol/Drug Problem	3,166	912	2,222	18	36	320	60
Custody of DHS	57	17	17	4	1	20	0
Custody of DOC	200	20	156	19	0	3	11
Custody of OJA	17	3	9	0	0	5	0
Deaf and Hearing Impaired	25	9	2	5	0	10	3
Dual Diagnosis	574	464	42	0	0	179	15
Homeless	497	72	98	306	15	13	29
Indigent	7,243	2,739	2,269	1,489	406	1,447	398
SED (6-17)	188	145	5	0	0	51	1
SMI (If ever)	3,445	2,226	375	190	414	1,330	114

Notes: Information in this table is based on data reported to DMHSAS as of 01/01/2002. The same client may be counted in more than one category, e.g., clients can receive services under more than one contract source, in more than one "County of Residence," or may have multiple "Other Indicators." Please see Definition page for other considerations.

Oklahoma Department of Mental Health and Substance Abuse Services
Counts of Admitted Clients Served by Funding Source for Each Planning Area During FY2001
PLANNING AREA = NORTHWEST

	Total	Funding Source					
		Mental Health	Substance Abuse	Domestic Violence	Residential Care	Medicaid	Other
Total							
Unduplicated Count	3,910	2,114	684	629	5	503	1,207
Agency Type							
Community Mental Health Center	2,719	2,090	4	0	0	493	1,157
Domestic Violence and Sexual Assault	643	0	29	629	0	0	36
Hospital	64	45	0	0	0	10	13
Other	3	3	0	0	0	0	0
Residential Care	5	0	0	0	5	0	0
Substance Abuse	661	0	654	0	0	5	4
Sex							
Female	2,063	1,178	198	435	1	308	687
Male	1,847	936	486	194	4	195	520
Age							
0-04	146	3	49	98	0	0	4
05-17	558	262	73	124	0	93	152
18-20	267	166	47	28	2	53	54
21-24	349	194	67	70	0	34	87
25-34	768	441	146	131	0	81	216
35-44	1,028	557	227	119	0	109	329
45-54	480	288	61	41	1	72	200
55-64	230	149	12	14	2	47	119
65-74	57	36	2	3	0	11	29
75-84	24	16	0	1	0	2	15
85+	3	2	0	0	0	1	2
Race							
White	3,341	1,911	524	459	5	453	1,109
Black	180	65	57	39	0	23	25
Native American	128	58	29	28	0	11	26
Hispanic	173	37	54	80	0	7	32
Asian	10	6	0	2	0	1	4
Two or More Races	100	47	23	21	0	8	11
Presenting Problem/Diagnosis							
Alcohol Abuse	336	90	214	5	0	7	72
Developmental Disorder	172	116	0	0	1	42	67
Mood Disorder	1,438	1,110	3	0	0	235	632
Non Alcohol/Drug Related Organic	42	32	0	0	0	8	26
Other Non-Psychotic	457	361	2	0	0	72	145
Other Psychotic	179	131	0	0	2	50	82
Personality Disorder	29	23	0	0	0	7	1
Schizophrenia	160	105	0	0	0	66	73
Social Conditions	738	100	83	548	2	7	48
Substance Related	478	88	384	3	0	13	51
Unknown/Other	1	1	0	0	0	0	0
Deferred/No Diagnosis	73	0	2	73	0	0	13
County of Residence							
Alfalfa	258	64	169	9	0	19	43
Beaver	51	29	7	10	0	5	32
Cimarron	31	19	3	5	0	1	17
Ellis	89	51	10	10	0	8	37
Garfield	1,089	589	110	306	1	158	127
Grant	34	17	3	2	1	15	10

Notes: Information in this table is based on data reported to DMHSAS as of 01/01/2002. The same client may be counted in more than one category, e.g., clients can receive services under more than one contract source, in more than one "County of Residence," or may have multiple "Other Indicators." Please see Definition page for other considerations.

Oklahoma Department of Mental Health and Substance Abuse Services
Counts of Admitted Clients Served by Funding Source for Each Planning Area During FY2001
PLANNING AREA = NORTHWEST

	Funding Source						
	Total	Mental Health	Substance Abuse	Domestic Violence	Residential Care	Medicaid	Other
Harper	75	48	6	1	0	13	52
Kingfisher	219	133	59	16	0	21	12
Logan	462	243	163	39	0	34	35
Major	164	104	9	8	0	32	67
Texas	430	182	101	106	0	38	185
Woods	296	187	23	16	0	34	156
Woodward	741	455	21	101	3	128	434
Other Indicators							
Any Alcohol/Drug Problem	1,432	688	600	57	0	114	370
Custody of DHS	48	17	14	0	0	20	18
Custody of DOC	222	17	200	3	0	5	3
Custody of OJA	19	4	9	0	0	6	4
Deaf and Hearing Impaired	17	8	0	4	0	2	8
Dual Diagnosis	290	230	10	0	0	49	137
Homeless	192	40	42	114	1	12	21
Indigent	3,657	2,068	673	565	5	496	1,042
SED (6-17)	100	75	0	0	0	27	23
SMI (If ever)	1,414	1,071	71	61	5	308	491

Notes: Information in this table is based on data reported to DMHSAS as of 01/01/2002. The same client may be counted in more than one category, e.g., clients can receive services under more than one contract source, in more than one "County of Residence," or may have multiple "Other Indicators." Please see Definition page for other considerations.

Oklahoma Department of Mental Health and Substance Abuse Services
Counts of Admitted Clients Served by Funding Source for Each Planning Area During FY2001
PLANNING AREA = OKLAHOMA CITY METRO

	Total	Funding Source					
		Mental Health	Substance Abuse	Domestic Violence	Residential Care	Medicaid	Other
Total							
Unduplicated Count	11,492	5,477	3,499	1,474	164	1,859	687
Agency Type							
Community Mental Health Center	6,499	5,132	179	0	24	1,739	442
Domestic Violence and Sexual Assault	1,475	0	3	1,474	0	0	14
Hospital	1,017	668	0	0	0	151	250
Other	51	51	0	0	0	0	0
Residential Care	141	0	0	0	141	0	0
Substance Abuse	3,343	0	3,328	0	0	4	19
Sex							
Female	5,884	2,747	1,414	1,054	58	1,143	300
Male	5,608	2,730	2,085	420	106	716	387
Age							
0-04	368	35	153	179	0	2	1
05-17	1,554	749	402	309	0	128	33
18-20	517	241	186	72	3	41	40
21-24	816	383	305	128	3	57	39
25-34	2,389	1,158	855	344	21	247	145
35-44	3,009	1,471	1,045	306	50	474	221
45-54	1,701	928	435	114	53	383	118
55-64	641	353	85	17	23	209	62
65-74	289	109	28	4	10	154	22
75-84	137	36	5	1	1	101	5
85+	71	14	0	0	0	63	1
Race							
White	7,908	3,946	2,269	910	108	1,327	520
Black	2,201	948	778	262	43	377	115
Native American	669	250	251	129	7	65	24
Hispanic	340	151	112	68	1	20	10
Asian	82	49	8	12	2	14	13
Two or More Races	425	187	96	99	3	62	6
Presenting Problem/Diagnosis							
Alcohol Abuse	1,181	331	847	0	4	28	50
Developmental Disorder	284	223	0	1	3	51	32
Mood Disorder	3,219	2,493	108	1	79	763	228
Non Alcohol/Drug Related Organic	85	40	1	0	0	43	13
Other Non-Psychotic	992	787	29	0	1	213	40
Other Psychotic	1,016	745	5	0	48	294	153
Personality Disorder	22	19	2	0	0	5	0
Schizophrenia	994	666	14	0	17	463	107
Social Conditions	2,059	195	385	1,472	8	5	16
Substance Related	2,440	337	2,151	0	2	29	60
Unknown/Other	4	0	0	0	2	0	2
Deferred/No Diagnosis	16	3	11	0	1	1	0
County of Residence							
Lincoln	465	240	91	37	75	113	19
Oklahoma	9,894	4,948	3,042	1,071	89	1,569	592
Pottawatomie	1,191	312	374	370	0	181	77
Other Indicators							
Any Alcohol/Drug Problem	5,398	2,250	3,083	10	18	491	304
Custody of DHS	255	80	153	0	1	23	4

Notes: Information in this table is based on data reported to DMHSAS as of 01/01/2002. The same client may be counted in more than one category, e.g., clients can receive services under more than one contract source, in more than one "County of Residence," or may have multiple "Other Indicators." Please see Definition page for other considerations.

Oklahoma Department of Mental Health and Substance Abuse Services
Counts of Admitted Clients Served by Funding Source for Each Planning Area During FY2001
PLANNING AREA = OKLAHOMA CITY METRO

	Funding Source						
	Total	Mental Health	Substance Abuse	Domestic Violence	Residential Care	Medicaid	Other
Custody of DOC	322	62	243	8	1	14	3
Custody of OJA	57	2	41	0	0	12	2
Deaf and Hearing Impaired	72	35	6	3	2	33	6
Dual Diagnosis	1,038	855	86	0	3	201	87
Homeless	1,021	621	124	244	5	80	79
Indigent	10,909	5,300	3,386	1,243	161	1,842	584
SED (6-17)	290	218	5	0	0	69	18
SMI (If ever)	5,157	3,645	571	162	164	1,415	526

Notes: Information in this table is based on data reported to DMHSAS as of 01/01/2002. The same client may be counted in more than one category, e.g., clients can receive services under more than one contract source, in more than one "County of Residence," or may have multiple "Other Indicators." Please see Definition page for other considerations.

Oklahoma Department of Mental Health and Substance Abuse Services
Counts of Admitted Clients Served by Funding Source for Each Planning Area During FY2001
PLANNING AREA = SOUTHEAST

	Funding Source						
	Total	Mental Health	Substance Abuse	Domestic Violence	Residential Care	Medicaid	Other
Total							
Unduplicated Count	9,406	3,695	2,600	1,809	125	1,776	1,734
Agency Type							
Community Mental Health Center	5,728	3,487	536	0	0	1,700	1,577
Domestic Violence and Sexual Assault	1,747	0	154	1,708	0	0	2
Hospital	590	404	0	0	0	44	160
Other	4	4	0	0	0	0	0
Residential Care	125	0	0	0	125	0	0
Substance Abuse	2,187	0	2,056	118	0	39	3
Sex							
Female	4,911	2,037	952	1,181	49	1,114	885
Male	4,495	1,658	1,648	628	76	662	849
Age							
0-04	257	30	53	167	0	4	17
05-17	1,033	283	263	302	0	135	150
18-20	517	218	224	105	6	30	53
21-24	789	306	321	190	1	64	70
25-34	2,081	835	702	502	16	320	298
35-44	2,369	1,012	727	351	35	476	422
45-54	1,442	639	259	148	36	419	384
55-64	629	288	39	28	22	229	194
65-74	212	64	11	14	7	70	109
75-84	68	20	1	1	2	24	34
85+	9	0	0	1	0	5	3
Race							
White	7,434	3,138	1,887	1,247	105	1,449	1,482
Black	623	186	200	108	10	163	116
Native American	1,008	268	366	315	9	132	103
Hispanic	117	38	42	37	0	4	6
Asian	18	6	2	3	1	5	7
Two or More Races	337	87	139	106	0	25	20
Presenting Problem/Diagnosis							
Alcohol Abuse	861	146	748	23	5	27	53
Developmental Disorder	246	141	9	7	6	54	70
Mood Disorder	2,851	1,894	108	17	24	767	780
Non Alcohol/Drug Related Organic	73	26	1	0	0	37	25
Other Non-Psychotic	921	621	22	0	0	242	224
Other Psychotic	765	420	31	0	60	238	224
Personality Disorder	21	14	0	0	0	9	5
Schizophrenia	670	258	8	0	0	346	271
Social Conditions	1,928	80	165	1,670	23	24	9
Substance Related	1,727	212	1,561	89	5	43	78
Unknown/Other	4	0	0	1	1	0	2
Deferred/No Diagnosis	6	0	0	5	1	0	0
County of Residence							
Atoka	322	67	191	10	1	41	62
Bryan	884	407	214	191	1	133	64
Carter	669	338	162	122	2	125	50
Choctaw	356	79	135	76	3	63	82
Coal	148	36	81	20	2	24	19
Garvin	615	331	136	125	0	101	65

Notes: Information in this table is based on data reported to DMHSAS as of 01/01/2002. The same client may be counted in more than one category, e.g., clients can receive services under more than one contract source, in more than one "County of Residence," or may have multiple "Other Indicators." Please see Definition page for other considerations.

Oklahoma Department of Mental Health and Substance Abuse Services
Counts of Admitted Clients Served by Funding Source for Each Planning Area During FY2001
PLANNING AREA = SOUTHEAST

	Funding Source						
	Total	Mental Health	Substance Abuse	Domestic Violence	Residential Care	Medicaid	Other
Haskell	237	98	43	9	8	56	111
Hughes	237	76	86	26	0	39	104
Johnston	301	187	46	12	0	86	26
Latimer	201	63	59	17	0	55	66
LeFlore	767	238	180	128	27	128	268
Love	122	69	26	17	0	23	9
Marshall	311	177	74	17	0	61	34
McCurtain	834	150	241	273	10	171	194
Murray	278	188	48	10	4	61	15
Pittsburgh	1,199	410	297	108	36	246	411
Pontotoc	1,068	456	316	353	29	207	52
Pushmataha	233	61	83	52	0	31	50
Seminole	770	289	204	262	2	131	56
Other Indicators							
Any Alcohol/Drug Problem	3,708	1,177	2,441	203	11	383	408
Custody of DHS	74	9	38	2	0	20	9
Custody of DOC	497	54	446	34	0	7	9
Custody of OJA	26	3	14	0	0	8	4
Deaf and Hearing Impaired	40	13	10	3	2	11	14
Dual Diagnosis	570	348	94	0	0	159	185
Homeless	477	109	38	173	13	79	125
Indigent	9,124	3,623	2,556	1,676	124	1,764	1,657
SED (6-17)	115	58	0	0	0	47	25
SMI (If ever)	3,532	1,933	408	208	124	1,304	923

Notes: Information in this table is based on data reported to DMHSAS as of 01/01/2002. The same client may be counted in more than one category, e.g., clients can receive services under more than one contract source, in more than one "County of Residence," or may have multiple "Other Indicators." Please see Definition page for other considerations.

Oklahoma Department of Mental Health and Substance Abuse Services
Counts of Admitted Clients Served by Funding Source for Each Planning Area During FY2001
PLANNING AREA = SOUTHWEST

	Total	Funding Source					
		Mental Health	Substance Abuse	Domestic Violence	Residential Care	Medicaid	Other
Total							
Unduplicated Count	6,574	2,027	1,162	1,607	78	1,353	2,304
Agency Type							
Community Mental Health Center	4,067	1,946	90	0	0	1,325	2,272
Domestic Violence and Sexual Assault	1,611	0	7	1,607	0	0	6
Hospital	138	83	0	0	0	34	28
Other	2	2	0	0	0	0	0
Residential Care	94	33	0	0	78	0	0
Substance Abuse	1,079	0	1,077	0	0	0	3
Sex							
Female	3,469	964	333	1,179	35	831	1,225
Male	3,105	1,063	829	428	43	522	1,079
Age							
0-04	326	16	21	253	0	38	32
05-17	974	139	57	343	0	375	317
18-20	390	142	89	86	2	49	125
21-24	591	191	148	169	2	64	167
25-34	1,433	490	327	348	13	226	475
35-44	1,638	596	364	296	18	279	618
45-54	809	313	122	84	23	200	349
55-64	294	114	26	19	14	91	159
65-74	80	19	6	8	4	14	47
75-84	33	5	2	1	2	14	14
85+	6	2	0	0	0	3	1
Race							
White	4,516	1,549	795	970	63	907	1,606
Black	991	197	163	275	10	239	388
Native American	544	161	128	138	4	101	167
Hispanic	299	72	50	117	0	46	72
Asian	49	9	3	10	0	12	29
Two or More Races	252	46	35	112	1	50	42
Presenting Problem/Diagnosis							
Alcohol Abuse	695	198	344	2	1	95	236
Developmental Disorder	279	93	5	20	17	134	101
Mood Disorder	1,484	762	11	7	8	407	811
Non Alcohol/Drug Related Organic	22	9	0	0	0	7	14
Other Non-Psychotic	776	360	6	0	0	287	364
Other Psychotic	423	202	1	0	20	139	237
Personality Disorder	18	18	0	0	0	2	0
Schizophrenia	387	139	1	0	0	179	247
Social Conditions	1,639	44	41	1,527	19	13	24
Substance Related	1,168	262	779	4	2	98	273
Unknown/Other	5	1	0	3	1	0	0
Deferred/No Diagnosis	58	6	0	44	11	0	4
County of Residence							
Beckham	578	228	205	113	0	119	8
Blaine	261	162	29	55	0	41	18
Caddo	484	131	125	55	0	109	194
Comanche	2,593	671	292	489	53	652	1,442
Cotton	80	24	22	8	1	14	33
Custer	482	234	63	184	1	108	12

Notes: Information in this table is based on data reported to DMHSAS as of 01/01/2002. The same client may be counted in more than one category, e.g., clients can receive services under more than one contract source, in more than one "County of Residence," or may have multiple "Other Indicators." Please see Definition page for other considerations.

Oklahoma Department of Mental Health and Substance Abuse Services
Counts of Admitted Clients Served by Funding Source for Each Planning Area During FY2001
PLANNING AREA = SOUTHWEST

	Funding Source						
	Total	Mental Health	Substance Abuse	Domestic Violence	Residential Care	Medicaid	Other
Dewey	83	47	8	17	1	7	34
Greer	90	45	30	9	0	12	11
Harmon	47	8	8	16	0	6	20
Jackson	483	95	106	128	1	78	176
Jefferson	62	21	14	11	0	6	25
Kiowa	179	87	41	20	0	50	28
Roger Mills	66	23	12	31	0	6	3
Stephens	909	169	148	415	21	97	262
Tillman	110	36	36	18	0	10	39
Washita	177	72	43	50	0	43	2
Other Indicators							
Any Alcohol/Drug Problem	2,356	786	1,121	65	4	329	716
Custody of DHS	134	26	16	2	0	107	46
Custody of DOC	218	17	186	7	1	4	13
Custody of OJA	29	5	3	0	0	18	13
Deaf and Hearing Impaired	25	9	2	5	0	6	9
Dual Diagnosis	297	192	12	0	0	85	134
Homeless	342	36	113	179	1	10	19
Indigent	6,073	1,945	1,123	1,454	78	1,324	2,022
SED (6-17)	339	44	5	0	0	219	190
SMI (If ever)	1,825	918	147	89	77	632	887

Notes: Information in this table is based on data reported to DMHSAS as of 01/01/2002. The same client may be counted in more than one category, e.g., clients can receive services under more than one contract source, in more than one "County of Residence," or may have multiple "Other Indicators." Please see Definition page for other considerations.

Oklahoma Department of Mental Health and Substance Abuse Services
Counts of Admitted Clients Served by Funding Source for Each Planning Area During FY2001
PLANNING AREA = TULSA METRO

	Total	Funding Source					
		Mental Health	Substance Abuse	Domestic Violence	Residential Care	Medicaid	Other
Total							
Unduplicated Count	8,588	4,768	3,750	854	71	584	121
Agency Type							
Community Mental Health Center	4,968	4,628	920	0	0	579	24
Domestic Violence and Sexual Assault	1,038	0	122	853	0	0	76
Hospital	88	72	0	0	0	5	20
Other	219	219	0	0	0	0	0
Residential Care	71	0	0	0	71	0	0
Substance Abuse	2,892	0	2,891	1	0	0	2
Sex							
Female	4,105	2,465	1,282	715	25	329	23
Male	4,483	2,303	2,468	139	46	255	98
Age							
0-04	116	3	11	101	0	2	0
05-17	639	179	259	176	0	48	1
18-20	492	244	252	37	1	13	6
21-24	793	449	368	64	3	22	17
25-34	2,095	1,157	987	225	7	76	32
35-44	2,462	1,393	1,219	171	21	182	44
45-54	1,436	944	541	65	22	148	16
55-64	437	316	102	13	14	61	4
65-74	98	72	11	1	2	25	1
75-84	17	9	0	1	1	6	0
85+	3	2	0	0	0	1	0
Race							
White	5,898	3,613	2,381	487	55	403	75
Black	1,689	775	805	223	11	133	28
Native American	595	194	387	60	3	24	10
Hispanic	188	75	72	50	0	6	2
Asian	44	29	7	7	0	6	1
Two or More Races	288	114	145	27	2	13	5
Presenting Problem/Diagnosis							
Alcohol Abuse	946	129	869	3	3	1	2
Developmental Disorder	125	89	5	0	14	23	2
Mood Disorder	2,875	2,707	579	0	28	220	9
Non Alcohol/Drug Related Organic	35	31	0	0	0	8	0
Other Non-Psychotic	500	470	26	0	0	49	1
Other Psychotic	716	655	102	0	18	87	12
Personality Disorder	55	50	10	0	0	7	0
Schizophrenia	665	583	100	0	0	186	13
Social Conditions	1,077	44	118	848	5	0	74
Substance Related	2,229	141	2,155	2	0	5	8
Unknown/Other	4	0	1	0	3	0	0
Deferred/No Diagnosis	8	5	1	1	1	0	1
County of Residence							
Osage	8	4	1	2	0	1	1
Tulsa	8,580	4,764	3,749	852	71	583	120
Other Indicators							
Any Alcohol/Drug Problem	4,925	2,135	3,625	54	9	209	28
Custody of DHS	42	13	10	0	0	25	0
Custody of DOC	374	44	333	2	0	0	0

Notes: Information in this table is based on data reported to DMHSAS as of 01/01/2002. The same client may be counted in more than one category, e.g., clients can receive services under more than one contract source, in more than one "County of Residence," or may have multiple "Other Indicators." Please see Definition page for other considerations.

Oklahoma Department of Mental Health and Substance Abuse Services
Counts of Admitted Clients Served by Funding Source for Each Planning Area During FY2001
PLANNING AREA = TULSA METRO

	Funding Source						
	Total	Mental Health	Substance Abuse	Domestic Violence	Residential Care	Medicaid	Other
Custody of OJA	23	1	20	0	0	2	0
Deaf and Hearing Impaired	21	10	5	2	2	6	0
Dual Diagnosis	1,263	1,146	635	0	0	135	6
Homeless	974	494	392	236	1	35	6
Indigent	8,174	4,632	3,547	781	69	579	86
SED (6-17)	163	134	3	0	0	36	0
SMI (If ever)	5,058	4,436	1,337	121	71	530	38

Notes: Information in this table is based on data reported to DMHSAS as of 01/01/2002. The same client may be counted in more than one category, e.g., clients can receive services under more than one contract source, in more than one "County of Residence," or may have multiple "Other Indicators." Please see Definition page for other considerations.

Oklahoma Department of Mental Health and Substance Abuse Services
Counts of Admitted Clients Served by Funding Source for Each Planning Area During FY2001
PLANNING AREA = UNKNOWN/OUT OF STATE

	Total	Funding Source					
		Mental Health	Substance Abuse	Domestic Violence	Residential Care	Medicaid	Other
Total							
Unduplicated Count	639	147	113	319	9	19	77
Agency Type							
Community Mental Health Center	176	120	12	0	0	18	55
Domestic Violence and Sexual Assault	313	0	3	313	0	0	1
Hospital	53	31	0	0	0	1	23
Residential Care	9	0	0	0	9	0	0
Substance Abuse	105	0	98	7	0	0	0
Sex							
Female	374	66	40	241	5	11	40
Male	265	81	73	78	4	8	37
Age							
0-04	59	0	3	57	0	0	0
05-17	94	1	1	91	0	0	1
18-20	45	8	11	14	0	4	10
21-24	50	15	12	17	1	0	5
25-34	123	30	35	50	2	2	10
35-44	142	45	30	51	1	8	25
45-54	91	32	19	28	4	3	18
55-64	30	13	2	11	0	1	8
65-74	4	2	0	0	1	1	0
75-84	1	1	0	0	0	0	0
Race							
White	433	118	87	182	7	14	62
Black	79	14	10	50	1	0	6
Native American	50	9	7	31	0	4	3
Hispanic	35	0	4	26	0	0	5
Asian	3	1	0	2	0	0	0
Two or More Races	36	3	3	29	0	1	1
Unknown	5	2	2	0	1	0	0
Presenting Problem/Diagnosis							
Alcohol Abuse	55	8	44	0	0	0	5
Developmental Disorder	1	0	0	0	1	0	0
Mood Disorder	86	55	2	0	3	8	31
Non Alcohol/Drug Related Organic	2	2	0	0	0	0	0
Other Non-Psychotic	22	13	1	0	0	4	8
Other Psychotic	63	45	1	0	4	3	19
Schizophrenia	17	12	1	0	0	3	7
Social Conditions	316	0	7	313	0	0	1
Substance Related	71	11	56	1	0	1	6
Unknown/Other	1	1	0	0	0	0	0
Deferred/No Diagnosis	10	2	2	5	1	0	0
County of Residence							
Out of State/Unknown	639	147	113	319	9	19	77
Other Indicators							
Any Alcohol/Drug Problem	191	54	103	15	0	4	27
Custody of DHS	3	1	1	0	0	0	1
Custody of DOC	14	1	11	1	0	0	1
Custody of OJA	1	0	0	0	0	0	1
Deaf and Hearing Impaired	1	1	0	0	0	0	0
Dual Diagnosis	37	25	2	0	0	2	11

Notes: Information in this table is based on data reported to DMHSAS as of 01/01/2002. The same client may be counted in more than one category, e.g., clients can receive services under more than one contract source, in more than one "County of Residence," or may have multiple "Other Indicators." Please see Definition page for other considerations.

Oklahoma Department of Mental Health and Substance Abuse Services
Counts of Admitted Clients Served by Funding Source for Each Planning Area During FY2001
PLANNING AREA = UNKNOWN/OUT OF STATE

	Funding Source						
	Total	Mental Health	Substance Abuse	Domestic Violence	Residential Care	Medicaid	Other
Homeless	193	26	9	152	1	2	7
Indigent	593	138	102	305	8	17	67
SED (6-17)	1	1	0	0	0	0	0
SMI (If ever)	191	112	21	28	8	12	47

Notes: Information in this table is based on data reported to DMHSAS as of 01/01/2002. The same client may be counted in more than one category, e.g., clients can receive services under more than one contract source, in more than one "County of Residence," or may have multiple "Other Indicators." Please see Definition page for other considerations.

Definitions of Terms and Categorization Variables

The following are definitions of terms and categorization variables used in this Data Book report.

Admitted Clients Served

Admitted Clients Served had an admission transaction in the ICIS before or during the report year and had received a service during the year. For this section, they are counted only once in the total for each level of aggregation. This is called an unduplicated count.

Age

Client age is computed using the client's age at the middle of the fiscal year.

Contacts

Individuals are counted as contacts when they call or visit an agency, but are not admitted.

Funding Source

Funding Source helps identify the payment source of services. Frequently, clients receive services under multiple funding sources. The funding source categories for this report were Mental Health, Substance Abuse, Domestic Violence, Residential Care, Medicaid, and Other.

ICIS

The Oklahoma Department of Mental Health and Substance Abuse Services maintains an agency-wide database, the Integrated Client Information System (ICIS), to which all Department-funded services and transactions are reported. The ICIS contains demographic and service information about clients and agencies.

List of Agencies by Type

The following is a list of agencies by type that provided data during the Fiscal Year 2001:

AGENCY TYPE**AGENCY NAME**

Community Mental Health

ASSOCIATED CENTERS FOR THERAPY, INC.
BILL WILLIS MENTAL HEALTH
CARL ALBERT CMHC
CENTRAL OKLAHOMA CMHC
CHISHOLM TRAIL COUNSELING SVC
COMMUNITY COUNSELING CENTER
CREEKS MENTAL HEALTH SERVICES
EDWIN FAIR CMHC
GRAND LAKE M.H.C.
GREEN COUNTRY BEHAVIORAL HEALTH SERVICES
HOPE COMMUNITY SERVICES, INC.
JIM TALIAFERRO CMHC
MENTAL HEALTH SERVICES OF SOUTHERN OKLAHOMA
NORTH CARE CENTER
OK COUNTY CRISIS INTERVENTION CENTER
PARKSIDE, INC.
RED ROCK BEHAVIORAL HEALTH SVC
RED ROCK WEST
WAGONER COMMUNITY HOSPITAL-BILL WILLIS
WESTERN STATE PSYCHIATRIC CENTER
WHEATLAND MH CTR, INC.

Domestic Violence and Sexual Assault

ACMI HOUSE INC
ACTION ASSOCIATES, INC.
CALL RAPE INC.
COMMUNITY CRISIS CENTER, INC.
CRISIS CONTROL CENTER
DOMESTIC VIOLENCE PROGRAM OF NORTH CENTRAL OK.
DOMESTIC VIOLENCE INTERVENTION SERVICES
FAMILY CRISIS & COUNSELING CENTER
FAMILY CRISIS CENTER, INC.
FAMILY RESOURCE CENTER
FAMILY SHELTER
HELP-IN-CRISIS, INC.
N.W. DOMESTIC CRISIS SERVICES
NEW DIRECTIONS, INC.
OKLMULGEE COUNTY FAMILY RESOURCE CENTER INC.
PROJECT SAFE, INC.
ROGERS CO COMMUNITY SERVICES
S.O.S. FOR FAMILIES
STEPHENS COUNTY VOLUNTEERS FOR CRISIS INTERVENTION
STILLWATER DOMESTIC VIOLENCE SERVICE INC.
TULSA SEXUAL ASSAULT NURSE EXAMINERS PROGRAM

AGENCY TYPE**AGENCY NAME**

WOMEN IN SAFE HOMES, INC.
WOMEN'S CRISIS SERVICES
WOMEN'S SERVICE & FAMILY RESOURCE CENTER
WOMENS RESOURCE CENTER
YWCA CRISIS CENTER
YWCA OF OKC CRISIS SERVICES

Hospitals

EASTERN STATE HOSPITAL
GRIFFIN MEMORIAL HOSPITAL
OKLAHOMA YOUTH CENTER

Other Agencies

CENTER FOR CHILDREN & FAMILIES
CROSSROADS INCORPORATED
DIVORCE VISITATION ARBITRATION
PROJECT HEARTLAND
SAFE HAVEN
THUNDERBIRD CLUBHOUSE
TRANSITION HOUSE INC.
TULSA METROPOLITAN MINISTRY

Residential Care

ADA RESIDENTIAL CARE
BOLEY RESIDENTIAL CARE HOME
BOLEY RESIDENTIAL CARE HOME II
CLETA'S COTTAGE
COPP'S RESIDENTIAL CARE, INC.
COUNTRY LANE RESIDENTIAL CARE HOME
DON MENTZER FACILITY
DOW RESIDENTIAL CARE HOME
DUNCAN COMMUNITY RESIDENCE INC
DYCO PROPERTIES, INC.
EDNA LEE'S RESIDENTIAL CARE
EL RENO RESIDENTIAL CARE
FAIR OAKS
GREEN ACRES
HAV-TAPINC DBA, THE HARBOR
HIGH CEDAR RESIDENTIAL CARE
LAKE FRANCIS RETIREMENT CENTER
LARI'S RES CARE
MEADOW BROOK RESCARE
MILLER COZY HOME, INC.
NEW BEGINNING
NORTH FORK RESIDENTIAL CARE
ORCHARD GROVE
PADEN RESIDENTIAL CARE
PRAGUE ASSISTED LIVING CENTER
RAMBLING ROSE RESIDENTIAL CARE
SANTE FE RESIDENTIAL CARE

AGENCY TYPE**AGENCY NAME****Substance Abuse**

SHERRYS OLD FASHIONED R & B
SOUTHWEST RETIREMENT HOME, INC
SUGAR MOUNTAIN RETREAT
SUNNY ACRES BOARDING MANOR, INC.
SUNNY ACRES RESIDENTIAL CARE

A BETTER CHANCE
ADA AREA CHEMICAL DEPENDENCY CENTER, INC.
ALPHA II, INC.
BRIDGEWAY
CAA TURNING POINT
CARE FOR CHANGE, INC.
CBTI-CREEK COUNTY
CITIZEN POTOWATIOMI NATION
COMMUNITY ALCOHOLISM SERVICES
DRUG RECOVERY, INC.
EAGLE RIDGE INSTITUTE
EDMOND FAMILY SERVICES, INC.
GATEWAY TO PREVENTION/RECOVERY
HOMINY HEALTH SRVCS CTR INC.
HOUSE OF HOPE, INC.
HUMAN SKILLS & RESOURCES
INDIAN HEALTH CARE RESOURCE CENTER
KIAMICHI COUNCIL ON ALCOHOLISM
LASTSTOP
LATINO COMMUNITY DEVOLOMENT AGENCY
LEFLORE COUNTY YOUTH & FAMILY SERVICES, INC.
LIFE IMPROVEMENT CENTER
LOGAN COUNTY YOUTH AND FAMILY SERVICES INC.
METRO TULSA SUBSTANCE ABUSE SERVICES
MONARCH, INC.
MOORE ALCOHOL AND DRUG CENTER
MUSKOGEE CO COUNCIL YTH SV
N.E. OK COUNCIL ON ALCOHOLISM
NAIC CENTER OF OKLAHOMA ALCOHOL & DRUG SERVICES, INC.
NATIVE AMERICAN CENTER OF RECOVERY
NEW DIRECTIONS
NEW HOPE OF MANGUM
NEXT STEP NETWORK, INC., (THE)
NORMAN ALCOHOL AND DRUG TREATMENT CENTER
NW SUBSTANCE TREATMENT CENTER
OAKS BEHAVIORAL HEALTH CENTER, (THE)
OPPORTUNITIES, INC.
PAYNE CO COUNSELING SVC, INC.
REFERRAL CENTER, (THE)
ROADBACK, INC.
ROGERS COUNTY DRUG ABUSE PROGRAM, INC.
S.W. YOUTH & FAMILY SERVICES

AGENCY TYPE

AGENCY NAME

SECOND CHANCE CDU
STARTING POINT II, INC.
STREET SCHOOL, INC.
TOTAL LIFE COUNSELING
TRI-CITY SUBSTANCE ABUSE CTR
TRI-CITY YOUTH & FAMILY CENTER
TURNING POINT
TWELVE & TWELVE, INC.
VINITA ALCOHOL AND DRUG TREATMENT CENTER

ODMHSAS

Refers to the Oklahoma Department of Mental Health and Substance Abuse Services.

Other Indicators

There are several groups of clients that are of special interest because they have special treatment needs, state or federal requirements regarding their placement or the services they receive, or because they are part of a priority population. The definitions of these groups and criteria for their selection are provided below:

- **Custody of DHS**

The client, 18 years of age or younger, is in the custody of the Department of Human Services.

- **Custody of DOC**

The client is in the custody of the Department of Corrections. Clients under house arrest, electronic monitoring, or in prison are all considered to be in the custody of DOC. Clients on probation or parole are not.

- **Custody of OJA**

The client, 18 years of age or younger, is in the custody of the Office of Juvenile Affairs.

- **Deaf and Hearing Impaired**

Clients who are deaf, hard of hearing, or indicated the need for an interpreter for the deaf were grouped to form the Deaf and Hearing Impaired category.

- **Homeless**

A homeless person under ICIS criteria is a person who: (a) lacks a fixed, regular and adequate night time residence AND (b) has a primary night time residence that is a supervised publicly or privately operated shelter designed to provide temporary living accommodations including welfare hotels, congregate shelters, halfway houses, and transitional housing for the mentally ill; or an institution that provides a temporary residence for individuals intended to be institutionalized; or a public or private place not designed for, or ordinarily used as, a regular sleeping accommodation for human beings, not limited to people living on the streets. Individuals are considered homeless if they have lost their permanent residence, and are temporarily living in a shelter to avoid being on the street. Prisoners being released or in the custody of a correctional facility are not considered homeless at the time of admission for treatment. The definition also excludes persons in a hospital, residential care facility, commercial hotel/motel, supervised apartment, or living with parent/other relative (even if only temporarily). The definition does include domestic violence and sexual assault shelters, as the persons have fled a residence that is not adequate (i.e., not safe).

- **Legal Status**

Legal Status has three categories; Voluntary, Civil Involuntary, and Criminal Involuntary. The categories of legal status (with ICIS codes) are as follows:

Voluntary. These clients enter treatment voluntarily and are coded Voluntary Admission (01), Court Voluntary (02), Informal Admission (16), or Other (18).

Civil Involuntary. These clients are required by the court system to receive services, even though they may be reluctant. They are coded Court Commitment (03), Order of Detention (06), Juvenile Court Order (07), Transfer – Other Legal Entity (08), Court Ordered Juveniles in Need of Treatment, DHS given custody (10), Court Ordered Juveniles in Need of Treatment Parental Custody Retained (11), Emergency Detention (12), Continued Court Detention (13), 28-Day Court Commitment (14), or Protective Custody (17).

Criminal Involuntary. These clients are required to receive services because they have been accused of or have committed a crime. Codes include the following; Incompetent to Stand Trial (04), Not Guilty by Reason of Insanity (05), Court Order for Observation and Evaluation (09), Court Referred DUI Clients (15), Criminal Hold (20), or Court Commit with Hold (21).

- **Adults with Serious Mental Illness (SMI)**

SMI denotes clients who have been identified **at any time** as having a serious mental illness using the formal ODMHSAS definition. According to this definition, an Adult with a Serious Mental Illness must be an individual 18 years of age or older.

- **Children with a Serious Emotional Disturbance (SED)**

SED refers to children who meet departmental criteria for having a Serious Emotional Disturbance.

- **Any Alcohol/Drug Problem**

A substance abuse client is one who has one or more DSM-IV Axis I primary, secondary or tertiary diagnoses from categories 1.a. or 1.b. (in the Dual Diagnosis definition below) or one or more ICIS Substance Abuse Related Problems (710-731, 741-743). Clients identified only as co-dependents are not identified as substance abusers.

- **Dual Diagnosis Client**

A dual diagnosis client is one who meets the criteria for having a substance abuse diagnosis from categories 1.a. or 1.b. below and meets the criteria for a mental illness based on one or more DSM-IV Axis II primary, secondary, or tertiary diagnoses from categories 2.a. through 2.e. below.

- 1.a. Psychoactive Substance Induced Organic Disorders: 291.0-291.8, 292.0-292.83, 292.89-282.99
- b. Psychoactive Substance Use Disorders: 303.0-305.99.
- 2.a. Schizophrenia: 295.10, 295.20, 295.30, 295.40, 295.60, 295.70, 295.90
- b. Delusional (Paranoid) Disorder: 297.1
- c. Other Psychotic Disorders: 295.40, 295.70, 297.3, 298.8, 298.9, 297.1, 297.3
- d. Mood Disorders: 296.20-296.7
- e. Borderline Personality Disorder: 301.83

- **Indigent**

A person whose applicable income falls at or below 200% of the Federal Poverty Level is considered indigent. To determine whether the client was indigent, the household gross annual income must have been reported. The ODMHSAS eligibility criteria for indigence are based on the weighted average poverty

thresholds provided annually by the U. S. Department of Commerce. The following table presents the threshold levels for FY01.

**Oklahoma Department of Mental Health and Substance Abuse Services
Eligibility Criteria
Indigence Threshold
(200% of Federal Poverty Guideline)**

Number of Persons in Household	Household Gross Annual Income
1	\$16,700
2	\$22,500
3	\$28,300
4	\$34,100
5	\$39,900
6	\$45,700
7	\$51,500
8	\$57,300
9 or more	Add \$ 5,800 to \$57,300 for each additional person

Presenting Problem/Diagnosis

Categories for this variable are based on the DSM-IV primary diagnosis or primary presenting problem. If the admitting agency has clinicians qualified to make a diagnosis, the diagnosis is used, otherwise, a presenting problem is used to define a client's category.

Categories	Codes
Developmental Disorders	
DSM-IV Codes:	302.5-302.69, 302.85, 307-307.39, 307.5-307.99, 309.21, 312-312.29, 312.9-313.21, 313.81-313.89, 314-314.99, 315-319.99, 299-299.99
Presenting Problems:	210, 240
Non Alcohol/Drug Related Organic	
DSM-IV Codes:	290-290.99, 293-293.83, 294-294.80, 310-310.10
Alcohol Abuse	
DSM-IV Codes:	291-291.99, 293.9, 303-303.99, 305-305.02
Presenting Problems:	741, 710, 711
Other Substance Abuse	
DSM-IV Codes:	305.1-305.99, 292-292.99, 304-304.99
Presenting Problems:	742, 743, 744, 720-731
Schizophrenia	
DSM-IV Codes:	295 (excluding 295.4, 295.7)
Other Psychotic	
DSM-IV Codes:	297-298.9, 295.40, 294.9, 295.70
Presenting Problems:	510-530, 650
Mood Disorders	
DSM-IV Codes:	296-296.99 301.13, 300.4-300.49, 293.89, 311-311.99
Presenting Problems:	500-503

Categories	Codes
Other Non-Psychotic	
DSM-IV Codes:	300-300.39, 300.6-300.99, 302-302.49, 302.7-302.84, 302.89-302.99, 307-4-307.49, 307.8, 312.8, 308.3-309.19, 309.23-309.99, 312.3, 316-316.99, 780.50
Personality Disorders	
DSM-IV Codes:	301-301.9
Social Conditions	
DSM-IV Codes:	V40.00-V40.60, V61-V71.02, 955.5-995.81
Presenting Problems:	740, 450, 620-632, 311-420
Deferred/No Diagnosis	
DSM-IV Codes:	799.9-799.90, V71.09
Presenting Problems:	110, 130

Race

Clients who selected more than one category from the choices below, indicating their race, are grouped in the Two or More Races category. The Unknown category was utilized to group Clients who made no selection from the choices below indicating their race.

The following groupings are used for reporting race:

- White
- Black
- Native American
- Hispanic
- Asian
- Two or More Races
- Unknown

Units of Service: Day and Hourly

The time provider agency staff spend delivering services to or for service recipients is reported in days, parts of days or minutes (summed to hours). Following is a list of codes and descriptions for services funded by DMHSAS in FY01.

Services	Category	Code	Description
Day	Crisis Stabilization	002E	Crisis Stabilization
	Detoxification	002B	Detoxification
		001B	Medical Detoxification
		002C	Non-medical Detoxification (social)
		002K	Non-medical Detoxification
	Housing	003M	Dependent Children Of Substance Abuse in Halfway House
		003N	Dependent Children Of Substance Abuse In Residential Treatment
		003G	Domestic Violence Residential Shelter For Primary Victims
		003H	Domestic Violence Residential Shelter For Dependents
		003P	Enhanced Residential Care
		004E	Family Self Sufficiency Program
		003B	Halfway House
		003A	Halfway House Services for Pregnant and Postpartum Women
		003S	Halfway House Services for Women with Dependent Children
		003T	Halfway House Service for Dually Diagnosed
		003Y	Halfway House Services for Adolescents
		003C	Independent Living Training Program
		003V	Permanent Congregate Housing with Onsite Support
		003Z	Permanent Congregate House
		003K	Residential Care
		003Q	Safe Haven
		003I	Short-term Emergency Shelter
		003F	Sponsored Family Program
		003J	Sponsored Housing Program
		003E	Supervised Housing
	003R	Transitional Living	
	Inpatient	001D	Acute Inpatient
		001C	Acute Medical Care
		001A	Intermediate Inpatient
	Residential Treatment	002Q	Enhanced Residential Treatment - Mental Health
		002N	Intensive Residential Substance Abuse Treatment
		002R	Intensive Residential Treatment
		002P	Intensive Residential Treatment - Mental Health
		002A	Residential Treatment (Substance Abuse & Mental Health)
		002G	Residential Treatment for Adolescents

Services	Category	Code	Description
		002H	Residential Treatment for Women with Dependent Children
		002J	Residential Treatment Dually Diagnosed
		002S	Residential Treatment
		002M	Services to Dependent Children of Substance Abuse Clients in Residential Treatment
Hourly			
	Evaluation/Assessment		
		106	Clinical Testing
		100	Competency Evaluation
		102	Court Related Evaluation
		104	DUI Assessment
		110	Evaluation and Assessment
		101	Evaluation/assessment
		107	Group Assessment
		138	Institution Based SA Screening
		105	Referral
		300	Treatment Plan Review
		400	Treatment Planning
	Counseling		
		132	Family/marital
		137	Family/Marital Counseling (Mental Health Professional)
		131	Group Counseling
		136	Group Counseling (Mental Health Professional)
		135	Individual Counseling (Mental Health Professional)
		130	Individual Counseling
		241	Peer Counseling
		249	Staff Time Providing Support Group Service (Project Heartland)
	Crisis Intervention		
		133	Crisis Intervention Counseling
		134	Crisis Intervention Telephone
		120	Emergency/Crisis (face/face)
		121	Emergency/Crisis (telephone)
		123	Mobile Crisis Service
	Case Management		
		212	Case Management
		225	Case Management
		226	Case Management
		204	Client Advocacy
		213	Intensive Case Management
	Physician/Lab Services		
		305	Medical Review
		308	Medication Delivery
		304	Pharmacological Management
	Other Day Services		
		004C	Day School/6 Hours

Services	Category	Code	Description
		434	Intensive Outpatient Services - Group
		433	Intensive Outpatient Services - Individual
	Other Outpatient Services	500	Consultation
		109	Court Related Services
		210	Disaster Support Service
		590	Divorce Visitation Arbitration
		501	Education
		190	Gate-keeping
		207	Home-based Care
		565	Institution-based Substance Abuse Treatment
		570	Job Retention Support
		252	PACT Timeline Development
		506	Sexual Assault Nurse Examiner (SANE) Training
		504	System Support
		503	Training
		505	Treatment Team Meeting
	Outreach	551	Community Outreach
		553	Community Outreach to Children
		552	Intensive Outreach to Children
		550	Outreach
		561	Prevention Type Activities
		560	Substance Abuse Early Intervention
	Rehabilitation	203	Client Education
		242	Consumer Drop-in Center
		430	Day Treatment Hourly
		217	Group Rehabilitative Treatment
		216	Individual Rehab Treatment
		431	Psycho-social Hourly
		205	Resource Skills Development
		251	Resource Skills Development by Peers
		224	Substance Abuse Dx\Prob-Related Education (Family)
		219	Substance Abuse Dx\Prob-Related Education (Group)
		218	Substance Abuse Dx\Prob-Related Education (Individual)
		211	Substance Abuse Dx\Prob-Related Education
		202	Socialization
	Vocational	243	Employment Training
		245	Pre-vocational
		244	Vocational Training

Various Categories:

In response to many special report requests in past years, the special reports table was generated to address the majority of those requests.

Description of Sections and Tables

The Data Book consists of two sections. The first section displays Counts of Admitted Clients Served by Funding Source for Sex, Age, Race, Presenting Problem/Diagnosis, County of Residence, and Other Indicators. The second section presents Counts of Day and Hourly Units of Service by Funding Source for Admitted Clients and Contacts. Each section contains six tables presenting data for 1) Statewide Total, 2) Agency, 3) Agency Type, 4) Count of Residence, 5) Planning Area, and 6) Various Categories.

Section One: Admitted Clients Served by Funding Source

Admitted Clients Served are clients who have an admission transaction in the ICIS before or during the report year and had received a service during the report year. For this section, they are counted only once in the total for each level of aggregation or category in which they appear. This is called an unduplicated count. For example, a client may receive services at one hospital and then receive services at another hospital in the same year. This client would be counted twice (once at each hospital) in the agency report, but only once in the agency type and statewide tables. Because information such as age and sex should remain constant (except for data entry errors), counts for categories of these variables will sum to the total clients served on each table. Variables that might change from admission at one facility to admission at another or over time, (e.g., legal status, diagnosis, and target population) can be counted in more than one category and should not be summed.

This section shows only clients who were admitted for services and excludes contacts. It enumerates admitted clients, but further limits the counts to specific subgroups of the client population. Each individual counted has received a service at some time during the year regardless of the year he/she was admitted. Clients are grouped by frequently referenced demographics: Sex, Age, Race, Presenting Problem/Diagnosis, County of Residence, and Other Indicators. A client may be in more than one of these groups, or a client's group may change during the year. As a result, the sum of target populations exceeds the total number served. However, for any given population, the age, race, and sex, which do not change (age is calculated as of a single point in time), are unduplicated counts and should equal the total.

Section Two: Units of Service by Funding Source

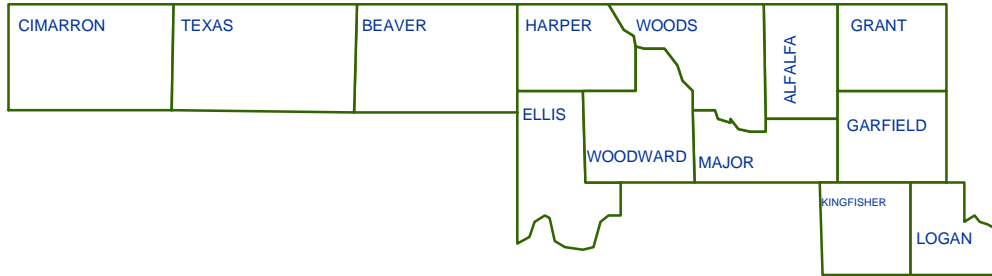
This section helps to quantify the Department's impact on the community by reporting the total number of individuals identified as receiving a service during the fiscal year. It also presents Summaries for all types of services funded through the ODMHSAS.

Individuals are counted as contacts when they call or visit an agency, but are not admitted. In general, a person can be reported as a contact twice at the same agency within a twelve-month period, but services are not given a third time without an admission. A client can also seek services at another agency and be counted as a contact there. In the Data Book report, an agency's contact counts exclude individuals who are subsequently admitted there. Additionally, two types of contacts are excluded from counts: Emergency Contacts and Group Contacts. In these cases, individuals are not identified and their addition would likely produce duplicated counts. However, the services to those individuals are reported.

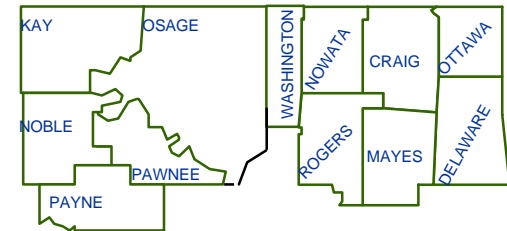
OKLAHOMA DEPARTMENT OF MENTAL HEALTH
AND SUBSTANCE ABUSE SERVICES

Planning Areas

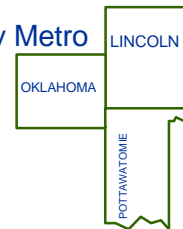
Northwest



Northeast



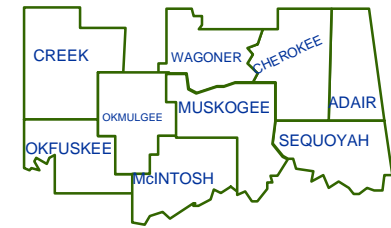
Oklahoma City Metro



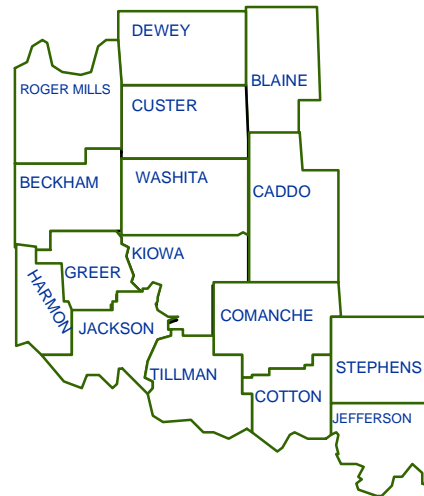
Tulsa Metro



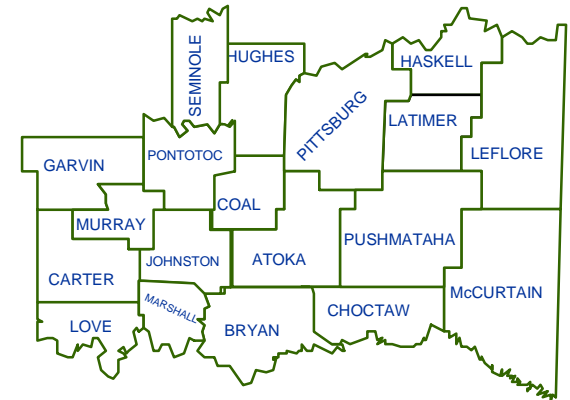
East Central



Central



Southwest



Southeast