

# *data*

BOOK FOR FISCAL YEAR 2002

Section One:  
Admitted Clients Served by Funding  
Source

Table 5. Counts of Admitted Clients  
Served for each Planning Area

# DATA BOOK FOR FISCAL YEAR 2002

Published by

Oklahoma Department of Mental Health and Substance Abuse  
Services

Prepared by

**Ali Akour, Ph.D.**

Data Analyst, Evaluation and Data Analysis Section  
Decision Support Services

2002

---

**Terry Cline, Ph.D., Commissioner**  
**Steve Davis, Ph.D., Director of Decision Support Services**  
**Mark Reynolds, Ed. D., Evaluation & Data Analysis Data Projects Manager**

## Public Domain Notice

The Data Book for Fiscal Year 2002 is in the public domain and may be reproduced or copied without permission from the Oklahoma Department of Mental Health and Substance Abuse Services. However, this publication may not be reproduced or distributed for a fee without the specific, written authorization of Oklahoma Department of Mental Health and Substance Abuse Services. Citation of the source is appreciated.

## Electronic Access to Publication

This publication is available on the World Wide Web at:  
<http://www.odmhsas.org/databooks.htm>

## How to Contact Us

**Oklahoma Department of Mental Health and Substance Abuse Services  
Evaluation and Data Analysis Section**

P.O. Box 53277  
Oklahoma City, OK 73152-3277  
(405) 522-3813

# Contents

---

## Introduction

### Section One: Admitted Clients Served by Funding Source

- Table 1. Counts of Admitted Clients Served for **Statewide Total**
- Table 2. Counts of Admitted Clients Served for each **Agency**
- Table 3. Counts of Admitted Clients Served for each **Agency Type**
- Table 4. Counts of Admitted Clients Served for each **County of Residence**
- Table 5. Counts of Admitted Clients Served for each **Planning Area**
- Table 6. Counts of Admitted Clients Served for **Various Categories**

### Section Two: Units of Service by Funding Source

- Table 7. Counts of Day and Hourly Services Provided for **Statewide Total**
- Table 8. Counts of Day and Hourly Services Provided for each **Agency**
- Table 9. Counts of Day and Hourly Services Provided for each **Agency Type**
- Table 10. Counts of Day and Hourly Services Provided for each **County of Residence**
- Table 11. Counts of Day and Hourly Services Provided for each **Planning Area**
- Table 12. Counts of Day and Hourly Services Provided for **Various Categories**

## Appendix

**Definitions of Terms and Categorization Variables**

**Descriptions of Sections and Tables**

**Map of Planning Areas**

# DATA BOOK FOR FISCAL YEAR 2002

## Introduction

---

Prior to Fiscal Year 1999, any client seen at an Oklahoma Department of Mental Health and Substance Abuse Services (ODMHSAS) contracted facility was reported, regardless of who paid for the service. Starting with Fiscal Year 1999, only clients funded in full or in part by ODMHSAS were reported. Therefore, previous years' reported client counts will be larger than in following years.

During the Fiscal Year 2002, the State of Oklahoma expenditures on community mental health services, inpatient facilities, substance abuse services, domestic violence/sexual assault services, and departmental management amounted to approximately \$192 million dollars. An unduplicated total of approximately 88,941 recipients were served system-wide in FY 2002. The unduplicated total of 88,941 recipients consists of 60,556 recipients that were admitted and served and 28,385 recipients that were contacts. The Data Book report is generated to provide basic information about these recipients and services they received for policy makers, interest groups, and others working to improve the quality of life for those in need.

The Data Book report is produced by the Evaluation and Data Analysis Section of the Decision Support Services Division at the Oklahoma Department of Mental Health and Substance Abuse Services (ODMHSAS). The report summarizes demographic information and services for clients served in agencies operated by or funded through ODMHSAS. To create the Data Book report, data are extracted from the ODMHSAS Integrated Client Information System (ICIS). ICIS contains demographic and service information about service recipients and agencies.

To meet the specific needs of a variety of entities, the Data Book report consists of two separate sections: Admitted Clients Served by Funding Source; Units of Service by Funding Source. The sections are then divided into tables and each table presents a different view of the data. Definitions of terms and a Map of Planning Areas are also provided.

**Oklahoma Department of Mental Health and Substance Abuse Services**  
**Counts of Admitted Clients Served by Funding Source for Each Planning Area During FY2002**  
**PLANNING AREA = CENTRAL**

	Total	Funding Source					
		Mental Health	Substance Abuse	Domestic Violence	Residential Care	Medicaid	Other
<b>Total</b>							
Unduplicated Count	5,639	3,099	1,503	666	99	941	742
<b>Agency Type</b>							
Community Mental Health Center	3,044	2,636	94	0	1	817	531
Domestic Violence and Sexual Assault	667	0	0	666	0	0	4
Hospital	818	460	0	0	0	164	250
Other	253	252	1	0	0	0	0
Residential Care	98	0	0	0	98	0	0
Substance Abuse	1,426	0	1,420	0	0	0	9
<b>Sex</b>							
Female	2,909	1,590	597	544	33	556	370
Male	2,730	1,509	906	122	66	385	372
<b>Age</b>							
0-04	117	17	25	74	0	4	2
05-17	944	497	256	94	0	209	97
18-20	341	180	101	44	1	26	39
21-24	490	228	190	87	5	36	21
25-34	1,143	613	380	173	9	117	80
35-44	1,304	772	360	134	27	182	176
45-54	810	514	161	56	26	156	165
55-64	287	173	28	3	23	113	76
65-74	114	61	2	1	7	52	51
75-84	49	24	0	0	1	25	21
85+	40	20	0	0	0	21	14
<b>Race</b>							
White	4,728	2,676	1,198	514	91	781	656
Black	327	154	105	37	7	77	38
Native American	341	144	118	73	0	52	29
Hispanic	114	58	36	18	0	18	9
Asian	34	19	9	3	0	3	6
Two or More Races	155	70	47	22	1	16	6
<b>Presenting Problem/Diagnosis</b>							
Alcohol Abuse	442	128	302	0	1	19	30
Developmental Disorder	284	242	3	0	7	85	48
Mood Disorder	1,758	1,405	12	3	26	442	303
Non Alcohol/Drug Related Organic	21	9	0	0	0	9	10
Other Non-Psychotic	551	478	8	0	0	92	66
Other Psychotic	440	344	1	0	19	142	143
Personality Disorder	8	6	0	0	0	0	2
Schizophrenia	300	226	1	0	1	142	115
Social Conditions	1,149	269	189	658	40	6	7
Substance Related	1,108	130	997	2	1	23	30
Deferred/No Diagnosis	8	0	0	3	4	0	1
<b>County of Residence</b>							
Canadian	1,143	705	183	213	42	118	9
Cleveland	3,149	1,695	933	249	52	632	623
Grady	1,037	529	297	181	4	123	46
McClain	351	184	98	24	1	74	65
<b>Other Indicators</b>							
Any Alcohol/Drug Problem	2,266	894	1,312	6	7	212	234
Custody of DHS	86	29	26	0	0	42	3

Notes: Information in this table is based on data reported to DMHSAS as of 07/01/2002. The same client may be counted in more than one category, e.g., clients can receive services under more than one contract source, in more than one "County of Residence," or may have multiple "Other Indicators." Please see Definition page for other considerations.

Oklahoma Department of Mental Health and Substance Abuse Services  
**Counts of Admitted Clients Served by Funding Source for Each Planning Area During FY2002**  
**PLANNING AREA = CENTRAL**

	<b>Funding Source</b>						
	<b>Total</b>	<b>Mental Health</b>	<b>Substance Abuse</b>	<b>Domestic Violence</b>	<b>Residential Care</b>	<b>Medicaid</b>	<b>Other</b>
Custody of DOC	241	39	193	3	4	3	0
Custody of OJA	51	15	22	0	0	19	5
Deaf and Hard Hearing	24	13	6	0	0	7	7
Dual Diagnosis	440	347	28	0	0	92	102
Homeless	355	102	37	197	0	14	25
Indigent	5,396	3,013	1,456	604	90	928	660
SED (6-17)	297	200	0	0	0	148	48
SMI (If ever)	2,402	1,784	221	99	97	620	522

Notes: Information in this table is based on data reported to DMHSAS as of 07/01/2002. The same client may be counted in more than one category, e.g., clients can receive services under more than one contract source, in more than one "County of Residence," or may have multiple "Other Indicators." Please see Definition page for other considerations.

**Oklahoma Department of Mental Health and Substance Abuse Services**  
**Counts of Admitted Clients Served by Funding Source for Each Planning Area During FY2002**  
**PLANNING AREA = EAST CENTRAL**

	<b>Funding Source</b>						
	<b>Total</b>	<b>Mental Health</b>	<b>Substance Abuse</b>	<b>Domestic Violence</b>	<b>Residential Care</b>	<b>Medicaid</b>	<b>Other</b>
<b>Total</b>							
Unduplicated Count	7,008	3,817	1,801	838	579	1,162	1,122
<b>Agency Type</b>							
Community Mental Health Center	4,760	3,733	684	0	38	1,157	922
Domestic Violence and Sexual Assault	903	0	55	817	0	0	170
Hospital	169	126	0	0	0	7	46
Other	78	7	71	0	0	0	0
Residential Care	549	0	0	0	549	0	0
Substance Abuse	1,089	0	1,069	23	0	0	0
<b>Sex</b>							
Female	3,757	2,070	812	664	224	725	568
Male	3,251	1,747	989	174	355	437	554
<b>Age</b>							
0-04	192	27	29	125	0	5	15
05-17	875	484	60	188	0	79	189
18-20	373	181	140	50	10	18	52
21-24	660	341	238	87	25	80	71
25-34	1,643	870	595	186	105	248	218
35-44	1,710	957	520	150	177	293	266
45-54	1,023	618	183	41	165	259	173
55-64	410	266	34	11	75	138	84
65-74	100	62	2	0	18	36	40
75-84	22	11	0	0	4	6	14
<b>Race</b>							
White	5,085	3,010	1,196	445	431	898	813
Black	579	279	143	57	109	118	47
Native American	1,002	361	390	200	36	106	193
Hispanic	80	37	21	19	3	8	10
Asian	24	14	6	4	1	4	5
Two or More Races	393	149	82	118	13	31	57
Unknown	1	1	0	0	0	0	0
<b>Presenting Problem/Diagnosis</b>							
Alcohol Abuse	516	105	436	1	3	12	55
Developmental Disorder	455	251	11	0	123	43	78
Mood Disorder	2,199	1,854	90	0	55	518	398
Non Alcohol/Drug Related Organic	40	37	0	0	0	15	5
Other Non-Psychotic	765	642	36	0	0	162	119
Other Psychotic	724	317	15	0	369	141	94
Personality Disorder	26	18	2	0	0	8	6
Schizophrenia	397	324	12	0	19	209	82
Social Conditions	1,037	57	95	826	28	6	176
Substance Related	1,359	306	1,150	5	7	59	126
Deferred/No Diagnosis	7	0	0	6	1	0	0
<b>County of Residence</b>							
Adair	614	240	170	77	60	76	211
Cherokee	1,043	337	248	250	176	117	291
Creek	882	557	254	40	8	92	52
McIntosh	364	166	102	19	71	63	19
Muskogee	1,618	1,101	362	178	56	280	45
Okfuskee	469	203	59	19	180	96	14
Okmulgee	792	464	173	148	12	134	45

Notes: Information in this table is based on data reported to DMHSAS as of 07/01/2002. The same client may be counted in more than one category, e.g., clients can receive services under more than one contract source, in more than one "County of Residence," or may have multiple "Other Indicators." Please see Definition page for other considerations.



Oklahoma Department of Mental Health and Substance Abuse Services  
**Counts of Admitted Clients Served by Funding Source for Each Planning Area During FY2002**  
**PLANNING AREA = EAST CENTRAL**

	<b>Funding Source</b>						
	<b>Total</b>	<b>Mental Health</b>	<b>Substance Abuse</b>	<b>Domestic Violence</b>	<b>Residential Care</b>	<b>Medicaid</b>	<b>Other</b>
Sequoyah	645	411	136	50	36	158	234
Wagoner	780	379	311	66	26	161	214
<b>Other Indicators</b>							
Any Alcohol/Drug Problem	2,671	1,132	1,649	133	25	231	315
Custody of DHS	102	39	20	3	1	13	45
Custody of DOC	292	38	217	5	35	7	45
Custody of OJA	15	9	4	0	1	0	1
Deaf and Hard Hearing	23	14	4	1	2	6	3
Dual Diagnosis	410	344	71	0	8	91	53
Homeless	515	128	72	311	14	27	55
Indigent	6,830	3,763	1,763	796	555	1,152	1,069
SED (6-17)	454	333	6	0	0	46	127
SMI (If ever)	3,858	2,827	457	127	578	1,002	598

Notes: Information in this table is based on data reported to DMHSAS as of 07/01/2002. The same client may be counted in more than one category, e.g., clients can receive services under more than one contract source, in more than one "County of Residence," or may have multiple "Other Indicators." Please see Definition page for other considerations.

**Oklahoma Department of Mental Health and Substance Abuse Services**  
**Counts of Admitted Clients Served by Funding Source for Each Planning Area During FY2002**  
**PLANNING AREA = NORTHEAST**

	Total	Funding Source					
		Mental Health	Substance Abuse	Domestic Violence	Residential Care	Medicaid	Other
<b>Total</b>							
Unduplicated Count	8,096	3,215	2,545	1,581	400	1,440	563
<b>Agency Type</b>							
Community Mental Health Center	4,043	3,078	135	0	0	1,433	84
Domestic Violence and Sexual Assault	1,789	0	5	1,580	0	0	455
Hospital	129	93	0	0	0	7	37
Other	132	58	74	0	0	0	0
Residential Care	400	0	0	0	400	0	0
Substance Abuse	2,379	32	2,353	1	0	0	0
<b>Sex</b>							
Female	4,079	1,693	850	1,163	127	888	257
Male	4,017	1,522	1,695	418	273	552	306
<b>Age</b>							
0-04	191	5	23	139	0	0	47
05-17	767	304	209	230	0	24	21
18-20	522	181	251	94	6	18	37
21-24	894	306	416	167	8	73	70
25-34	1,958	768	672	426	51	318	162
35-44	1,992	788	660	366	107	423	149
45-54	1,136	557	243	127	122	314	63
55-64	434	225	55	23	59	177	9
65-74	130	55	15	6	32	53	4
75-84	61	21	1	3	15	35	0
85+	11	5	0	0	0	5	1
<b>Race</b>							
White	6,326	2,661	1,852	1,146	329	1,215	386
Black	287	87	109	39	40	57	17
Native American	1,064	347	442	199	18	137	76
Hispanic	122	23	31	57	3	14	9
Asian	33	6	12	12	1	2	2
Two or More Races	451	115	149	137	9	19	74
<b>Presenting Problem/Diagnosis</b>							
Alcohol Abuse	1,094	54	1,034	0	12	11	8
Developmental Disorder	241	165	1	2	58	20	1
Mood Disorder	2,300	1,776	37	7	124	674	37
Non Alcohol/Drug Related Organic	22	13	0	0	0	10	2
Other Non-Psychotic	465	386	12	0	0	107	10
Other Psychotic	553	330	0	5	141	194	32
Personality Disorder	16	11	2	0	0	6	0
Schizophrenia	647	365	1	0	13	410	16
Social Conditions	1,924	78	96	1,534	41	2	417
Substance Related	1,485	92	1,418	1	1	12	10
Unknown/Other	9	1	0	1	6	0	1
Deferred/No Diagnosis	71	0	1	32	18	0	36
<b>County of Residence</b>							
Craig	520	217	85	27	182	220	2
Delaware	490	216	174	77	9	78	3
Kay	1,111	524	235	284	0	223	21
Mayes	924	375	295	91	148	195	19
Noble	161	71	53	12	5	30	11
Nowata	196	59	51	59	1	25	36

Notes: Information in this table is based on data reported to DMHSAS as of 07/01/2002. The same client may be counted in more than one category, e.g., clients can receive services under more than one contract source, in more than one "County of Residence," or may have multiple "Other Indicators." Please see Definition page for other considerations.

Oklahoma Department of Mental Health and Substance Abuse Services  
**Counts of Admitted Clients Served by Funding Source for Each Planning Area During FY2002**  
**PLANNING AREA = NORTHEAST**

	<b>Funding Source</b>						
	<b>Total</b>	<b>Mental Health</b>	<b>Substance Abuse</b>	<b>Domestic Violence</b>	<b>Residential Care</b>	<b>Medicaid</b>	<b>Other</b>
Osage	489	192	216	46	2	47	10
Ottawa	488	217	134	95	12	98	5
Pawnee	258	101	114	20	1	41	14
Payne	1,325	493	466	243	2	200	273
Rogers	929	355	353	212	47	62	3
Washington	1,373	420	392	422	1	224	168
<b>Other Indicators</b>							
Any Alcohol/Drug Problem	3,461	953	2,451	28	37	330	67
Custody of DHS	58	27	19	0	0	13	0
Custody of DOC	190	24	141	20	1	4	11
Custody of OJA	24	7	13	0	0	4	0
Deaf and Hard Hearing	19	8	2	2	0	10	1
Dual Diagnosis	666	554	39	0	0	198	14
Homeless	475	71	107	281	11	13	36
Indigent	7,692	3,108	2,497	1,357	389	1,437	474
SED (6-17)	230	214	1	0	0	17	1
SMI (If ever)	3,797	2,602	406	175	400	1,371	134

Notes: Information in this table is based on data reported to DMHSAS as of 07/01/2002. The same client may be counted in more than one category, e.g., clients can receive services under more than one contract source, in more than one "County of Residence," or may have multiple "Other Indicators." Please see Definition page for other considerations.

**Oklahoma Department of Mental Health and Substance Abuse Services**  
**Counts of Admitted Clients Served by Funding Source for Each Planning Area During FY2002**  
**PLANNING AREA = NORTHWEST**

	Total	Funding Source					
		Mental Health	Substance Abuse	Domestic Violence	Residential Care	Medicaid	Other
<b>Total</b>							
Unduplicated Count	4,118	2,281	547	848	5	512	1,483
<b>Agency Type</b>							
Community Mental Health Center	2,858	2,253	19	0	0	502	1,462
Domestic Violence and Sexual Assault	872	0	22	848	0	0	12
Hospital	65	41	0	0	0	12	14
Other	5	5	0	0	0	0	0
Residential Care	5	0	0	0	5	0	0
Substance Abuse	510	0	510	0	0	0	0
<b>Sex</b>							
Female	2,344	1,290	219	618	2	317	846
Male	1,774	991	328	230	3	195	637
<b>Age</b>							
0-04	144	6	39	103	0	2	7
05-17	610	299	55	169	0	102	241
18-20	263	156	49	37	1	49	92
21-24	399	214	69	96	1	35	114
25-34	892	495	156	207	0	78	272
35-44	967	565	133	158	0	106	350
45-54	508	329	38	55	1	69	225
55-64	246	157	7	18	1	52	128
65-74	63	41	1	3	1	15	40
75-84	21	15	0	1	0	4	13
85+	5	4	0	1	0	0	1
<b>Race</b>							
White	3,549	2,045	414	666	4	464	1,358
Black	157	72	43	37	0	17	20
Native American	121	63	22	21	0	15	32
Hispanic	210	67	40	97	0	9	56
Asian	20	6	2	10	0	0	6
Two or More Races	97	36	31	21	1	7	12
<b>Presenting Problem/Diagnosis</b>							
Alcohol Abuse	293	92	190	0	0	8	59
Developmental Disorder	164	124	0	1	1	44	99
Mood Disorder	1,529	1,210	1	0	0	234	829
Non Alcohol/Drug Related Organic	30	17	0	0	0	8	20
Other Non-Psychotic	479	388	1	0	0	72	197
Other Psychotic	199	152	0	0	3	55	101
Personality Disorder	36	33	0	0	0	4	2
Schizophrenia	169	107	0	0	0	71	81
Social Conditions	772	92	83	585	1	7	40
Substance Related	390	116	272	0	0	10	59
Unknown/Other	2	1	0	0	0	0	1
Deferred/No Diagnosis	262	0	1	262	0	0	0
<b>County of Residence</b>							
Alfalfa	108	77	14	5	0	17	74
Beaver	45	28	7	3	0	9	29
Cimarron	38	30	4	2	0	5	25
Ellis	85	43	11	13	0	9	43
Garfield	1,301	603	127	492	1	148	105
Grant	41	22	4	4	1	11	1

Notes: Information in this table is based on data reported to DMHSAS as of 07/01/2002. The same client may be counted in more than one category, e.g., clients can receive services under more than one contract source, in more than one "County of Residence," or may have multiple "Other Indicators." Please see Definition page for other considerations.

Oklahoma Department of Mental Health and Substance Abuse Services  
**Counts of Admitted Clients Served by Funding Source for Each Planning Area During FY2002**  
**PLANNING AREA = NORTHWEST**

	<b>Funding Source</b>						
	<b>Total</b>	<b>Mental Health</b>	<b>Substance Abuse</b>	<b>Domestic Violence</b>	<b>Residential Care</b>	<b>Medicaid</b>	<b>Other</b>
Harper	86	45	6	5	0	16	60
Kingfisher	237	124	58	50	0	18	6
Logan	516	295	175	38	0	28	28
Major	175	114	13	13	0	40	110
Texas	540	257	94	140	0	51	272
Woods	272	198	11	22	0	31	191
Woodward	709	452	24	64	3	129	540
<b>Other Indicators</b>							
Any Alcohol/Drug Problem	1,215	679	473	10	0	81	417
Custody of DHS	43	19	16	0	0	13	14
Custody of DOC	89	17	65	4	0	3	2
Custody of OJA	18	10	7	0	0	5	8
Deaf and Hard Hearing	23	16	0	0	0	3	12
Dual Diagnosis	276	232	1	0	0	38	159
Homeless	188	42	38	105	1	8	22
Indigent	3,838	2,234	540	736	5	506	1,330
SED (6-17)	117	85	0	0	0	33	57
SMI (If ever)	1,558	1,172	96	88	5	323	630

Notes: Information in this table is based on data reported to DMHSAS as of 07/01/2002. The same client may be counted in more than one category, e.g., clients can receive services under more than one contract source, in more than one "County of Residence," or may have multiple "Other Indicators." Please see Definition page for other considerations.

**Oklahoma Department of Mental Health and Substance Abuse Services**  
**Counts of Admitted Clients Served by Funding Source for Each Planning Area During FY2002**  
**PLANNING AREA = OKLAHOMA CITY METRO**

	<b>Funding Source</b>						
	<b>Total</b>	<b>Mental Health</b>	<b>Substance Abuse</b>	<b>Domestic Violence</b>	<b>Residential Care</b>	<b>Medicaid</b>	<b>Other</b>
<b>Total</b>							
Unduplicated Count	12,141	5,697	4,192	1,572	181	1,651	578
<b>Agency Type</b>							
Community Mental Health Center	6,374	5,320	190	0	34	1,526	385
Domestic Violence and Sexual Assault	1,574	0	0	1,571	0	0	21
Hospital	1,080	766	0	0	0	158	195
Other	47	47	0	0	0	0	0
Residential Care	147	0	0	0	147	0	0
Substance Abuse	4,024	0	4,013	1	0	0	14
<b>Sex</b>							
Female	6,274	2,902	1,814	1,108	66	1,033	253
Male	5,867	2,795	2,378	464	115	618	325
<b>Age</b>							
0-04	413	20	160	232	0	2	4
05-17	1,461	646	458	264	0	111	59
18-20	531	238	240	68	0	29	20
21-24	982	411	425	157	7	65	37
25-34	2,676	1,249	1,094	385	20	216	107
35-44	3,184	1,548	1,203	322	50	429	162
45-54	1,881	1,096	493	113	59	354	133
55-64	604	352	88	28	35	181	34
65-74	265	104	26	2	8	146	16
75-84	101	25	4	1	2	83	3
85+	43	8	1	0	0	35	3
<b>Race</b>							
White	8,279	4,213	2,667	930	123	1,153	425
Black	2,373	927	958	296	46	365	100
Native American	630	209	304	93	6	65	28
Hispanic	462	161	178	121	1	20	7
Asian	113	65	13	23	1	13	10
Two or More Races	434	191	93	116	4	41	11
<b>Presenting Problem/Diagnosis</b>							
Alcohol Abuse	1,289	327	998	0	3	15	35
Developmental Disorder	226	186	3	0	4	31	25
Mood Disorder	3,417	2,793	97	1	92	720	191
Non Alcohol/Drug Related Organic	78	43	0	0	0	40	8
Other Non-Psychotic	945	807	27	0	1	162	39
Other Psychotic	1,093	862	3	0	58	292	112
Personality Disorder	20	17	2	0	0	5	0
Schizophrenia	942	652	11	0	17	402	112
Social Conditions	2,044	94	373	1,567	5	6	22
Substance Related	2,979	304	2,741	2	0	16	46
Deferred/No Diagnosis	5	2	0	2	1	0	0
<b>County of Residence</b>							
Lincoln	452	248	78	33	74	87	29
Oklahoma	10,530	5,118	3,624	1,265	107	1,420	499
Pottawatomie	1,240	369	501	280	0	149	54
<b>Other Indicators</b>							
Any Alcohol/Drug Problem	6,022	2,290	3,797	5	13	416	235
Custody of DHS	238	75	135	1	0	29	5
Custody of DOC	407	56	335	7	2	13	4

Notes: Information in this table is based on data reported to DMHSAS as of 07/01/2002. The same client may be counted in more than one category, e.g., clients can receive services under more than one contract source, in more than one "County of Residence," or may have multiple "Other Indicators." Please see Definition page for other considerations.

Oklahoma Department of Mental Health and Substance Abuse Services  
**Counts of Admitted Clients Served by Funding Source for Each Planning Area During FY2002**  
**PLANNING AREA = OKLAHOMA CITY METRO**

	<b>Funding Source</b>						
	<b>Total</b>	<b>Mental Health</b>	<b>Substance Abuse</b>	<b>Domestic Violence</b>	<b>Residential Care</b>	<b>Medicaid</b>	<b>Other</b>
Custody of OJA	35	9	21	0	0	6	2
Deaf and Hard Hearing	60	30	13	3	0	22	5
Dual Diagnosis	1,050	871	95	0	5	196	72
Homeless	1,619	787	180	673	4	78	56
Indigent	11,666	5,544	4,092	1,391	180	1,635	498
SED (6-17)	351	254	2	0	0	89	36
SMI (If ever)	5,544	4,160	718	146	181	1,308	429

Notes: Information in this table is based on data reported to DMHSAS as of 07/01/2002. The same client may be counted in more than one category, e.g., clients can receive services under more than one contract source, in more than one "County of Residence," or may have multiple "Other Indicators." Please see Definition page for other considerations.

**Oklahoma Department of Mental Health and Substance Abuse Services**  
**Counts of Admitted Clients Served by Funding Source for Each Planning Area During FY2002**  
**PLANNING AREA = SOUTHEAST**

	Total	Funding Source					
		Mental Health	Substance Abuse	Domestic Violence	Residential Care	Medicaid	Other
<b>Total</b>							
Unduplicated Count	9,586	4,449	2,773	1,798	138	1,895	1,257
<b>Agency Type</b>							
Community Mental Health Center	5,666	4,273	476	0	0	1,848	1,115
Domestic Violence and Sexual Assault	1,803	0	162	1,716	0	0	6
Hospital	579	425	0	0	0	50	117
Other	1	1	0	0	0	0	0
Residential Care	138	0	0	0	138	0	0
Substance Abuse	2,330	0	2,247	103	0	0	24
<b>Sex</b>							
Female	5,055	2,443	1,090	1,117	52	1,249	636
Male	4,531	2,006	1,683	681	86	646	621
<b>Age</b>							
0-04	301	56	58	188	0	1	12
05-17	942	330	237	295	0	134	57
18-20	501	190	241	103	4	25	35
21-24	918	376	387	203	9	77	56
25-34	2,178	910	793	504	20	312	181
35-44	2,327	1,184	705	337	36	528	315
45-54	1,500	863	294	130	28	440	302
55-64	651	372	50	31	33	276	154
65-74	204	129	7	5	8	73	113
75-84	57	37	1	0	0	27	30
85+	7	2	0	2	0	2	2
<b>Race</b>							
White	7,511	3,800	1,983	1,190	115	1,560	1,071
Black	629	242	189	125	11	159	79
Native American	1,045	305	408	312	10	131	85
Hispanic	147	43	46	62	1	12	8
Asian	24	8	6	7	1	3	2
Two or More Races	375	76	161	125	0	32	12
<b>Presenting Problem/Diagnosis</b>							
Alcohol Abuse	827	155	714	6	2	18	39
Developmental Disorder	187	151	5	0	6	40	27
Mood Disorder	3,015	2,348	143	7	29	931	547
Non Alcohol/Drug Related Organic	66	43	0	0	0	33	24
Other Non-Psychotic	823	658	16	0	0	209	152
Other Psychotic	749	513	17	0	68	274	169
Personality Disorder	10	8	0	0	0	4	2
Schizophrenia	640	432	6	0	0	338	224
Social Conditions	1,968	47	207	1,728	22	26	10
Substance Related	1,875	215	1,719	40	6	26	62
Unknown/Other	4	0	0	1	2	0	1
Deferred/No Diagnosis	21	0	1	18	3	0	0
<b>County of Residence</b>							
Atoka	325	86	196	16	1	38	71
Bryan	770	409	163	153	2	137	25
Carter	641	334	173	99	2	141	23
Choctaw	323	116	128	53	5	61	52
Coal	168	48	90	33	2	15	16
Garvin	582	345	137	99	0	110	42

Notes: Information in this table is based on data reported to DMHSAS as of 07/01/2002. The same client may be counted in more than one category, e.g., clients can receive services under more than one contract source, in more than one "County of Residence," or may have multiple "Other Indicators." Please see Definition page for other considerations.



Oklahoma Department of Mental Health and Substance Abuse Services  
**Counts of Admitted Clients Served by Funding Source for Each Planning Area During FY2002**  
**PLANNING AREA = SOUTHEAST**

	<b>Funding Source</b>						
	<b>Total</b>	<b>Mental Health</b>	<b>Substance Abuse</b>	<b>Domestic Violence</b>	<b>Residential Care</b>	<b>Medicaid</b>	<b>Other</b>
Haskell	264	139	41	53	8	57	65
Hughes	283	124	91	26	0	57	87
Johnston	291	173	39	24	0	110	7
Latimer	209	97	78	6	0	42	47
LeFlore	858	378	237	169	35	121	209
Love	102	62	20	13	0	21	8
Marshall	292	160	82	19	0	67	6
McCurtain	942	249	339	303	13	181	153
Murray	258	154	42	21	4	76	7
Pittsburgh	1,175	632	282	117	26	269	310
Pontotoc	1,163	528	332	310	37	235	53
Pushmataha	251	110	81	38	2	32	49
Seminole	827	349	240	259	1	131	30
<b>Other Indicators</b>							
Any Alcohol/Drug Problem	3,858	1,284	2,572	187	10	361	288
Custody of DHS	73	14	43	2	0	18	2
Custody of DOC	452	35	404	17	0	11	47
Custody of OJA	20	6	14	0	0	5	0
Deaf and Hard Hearing	36	22	2	5	2	15	10
Dual Diagnosis	565	449	75	0	0	152	98
Homeless	319	85	49	173	12	12	15
Indigent	9,315	4,377	2,716	1,687	137	1,884	1,182
SED (6-17)	164	99	1	0	0	74	21
SMI (If ever)	4,240	2,971	447	186	137	1,574	903

Notes: Information in this table is based on data reported to DMHSAS as of 07/01/2002. The same client may be counted in more than one category, e.g., clients can receive services under more than one contract source, in more than one "County of Residence," or may have multiple "Other Indicators." Please see Definition page for other considerations.

**Oklahoma Department of Mental Health and Substance Abuse Services**  
**Counts of Admitted Clients Served by Funding Source for Each Planning Area During FY2002**  
**PLANNING AREA = SOUTHWEST**

		<b>Funding Source</b>						
		<b>Total</b>	<b>Mental Health</b>	<b>Substance Abuse</b>	<b>Domestic Violence</b>	<b>Residential Care</b>	<b>Medicaid</b>	<b>Other</b>
<b>Total</b>	Unduplicated Count	6,806	2,712	1,532	1,671	81	1,346	2,402
<b>Agency Type</b>	Community Mental Health Center	3,992	2,646	117	0	0	1,304	2,383
	Domestic Violence and Sexual Assault	1,678	0	8	1,671	0	0	5
	Hospital	124	72	0	0	0	48	15
	Residential Care	99	29	0	0	81	0	0
	Substance Abuse	1,423	0	1,421	0	0	0	3
<b>Sex</b>	Female	3,682	1,354	605	1,261	41	811	1,256
	Male	3,124	1,358	927	410	40	535	1,146
<b>Age</b>	0-04	268	7	25	223	0	13	13
	05-17	895	210	92	291	0	321	314
	18-20	408	190	105	95	2	29	126
	21-24	705	297	209	183	2	74	237
	25-34	1,528	610	441	418	11	203	477
	35-44	1,659	748	470	313	18	289	605
	45-54	896	434	154	119	25	241	395
	55-64	325	165	32	20	15	129	163
	65-74	83	40	3	6	4	29	55
	75-84	30	7	1	2	4	12	15
	85+	10	4	0	1	0	6	2
<b>Race</b>	White	4,765	2,035	1,046	1,058	68	929	1,695
	Black	876	298	208	207	9	214	381
	Native American	563	178	178	174	2	82	130
	Hispanic	327	93	65	139	1	37	76
	Asian	58	20	4	14	0	14	40
	Two or More Races	282	98	36	85	1	73	80
<b>Presenting Problem/Diagnosis</b>	Alcohol Abuse	750	252	464	2	0	62	207
	Developmental Disorder	231	97	7	8	16	105	117
	Mood Disorder	1,538	1,046	13	22	6	487	844
	Non Alcohol/Drug Related Organic	26	17	0	0	0	7	15
	Other Non-Psychotic	721	477	5	0	0	229	384
	Other Psychotic	424	269	0	0	19	160	272
	Personality Disorder	24	20	1	0	0	9	3
	Schizophrenia	397	222	1	0	0	224	263
	Social Conditions	1,700	37	81	1,563	27	3	17
	Substance Related	1,349	329	985	4	1	68	282
	Unknown/Other	1	0	0	0	1	0	0
	Deferred/No Diagnosis	86	2	0	74	11	0	0
<b>County of Residence</b>	Beckham	642	218	239	143	0	113	11
	Blaine	270	124	38	96	0	40	9
	Caddo	533	174	174	121	0	90	161
	Comanche	2,534	1,126	416	420	61	602	1,529
	Cotton	73	43	10	4	1	20	43
	Custer	505	244	104	155	2	117	10
	Dewey	90	51	16	11	0	6	40

Notes: Information in this table is based on data reported to DMHSAS as of 07/01/2002. The same client may be counted in more than one category, e.g., clients can receive services under more than one contract source, in more than one "County of Residence," or may have multiple "Other Indicators." Please see Definition page for other considerations.

Oklahoma Department of Mental Health and Substance Abuse Services  
**Counts of Admitted Clients Served by Funding Source for Each Planning Area During FY2002**  
**PLANNING AREA = SOUTHWEST**

	<b>Funding Source</b>						
	<b>Total</b>	<b>Mental Health</b>	<b>Substance Abuse</b>	<b>Domestic Violence</b>	<b>Residential Care</b>	<b>Medicaid</b>	<b>Other</b>
Greer	116	43	53	19	0	16	14
Harmon	54	18	7	19	0	7	16
Jackson	532	141	153	158	1	80	182
Jefferson	85	36	23	16	0	11	38
Kiowa	218	102	59	29	0	58	32
Roger Mills	51	15	8	26	0	6	3
Stephens	862	269	169	357	16	109	270
Tillman	129	52	22	46	0	19	44
Washita	205	77	54	59	0	55	1
<b>Other Indicators</b>							
Any Alcohol/Drug Problem	2,642	988	1,449	115	1	278	738
Custody of DHS	126	32	31	0	0	86	34
Custody of DOC	283	24	251	9	0	6	12
Custody of OJA	34	13	5	0	0	10	14
Deaf and Hard Hearing	19	11	2	2	0	7	9
Dual Diagnosis	302	236	14	0	0	89	159
Homeless	316	49	127	136	1	10	23
Indigent	6,352	2,540	1,514	1,545	81	1,320	2,098
SED (6-17)	330	96	6	0	0	209	216
SMI (If ever)	2,054	1,258	214	145	80	781	1,103

Notes: Information in this table is based on data reported to DMHSAS as of 07/01/2002. The same client may be counted in more than one category, e.g., clients can receive services under more than one contract source, in more than one "County of Residence," or may have multiple "Other Indicators." Please see Definition page for other considerations.

**Oklahoma Department of Mental Health and Substance Abuse Services**  
**Counts of Admitted Clients Served by Funding Source for Each Planning Area During FY2002**  
**PLANNING AREA = TULSA METRO**

	Total	Funding Source					
		Mental Health	Substance Abuse	Domestic Violence	Residential Care	Medicaid	Other
<b>Total</b>							
Unduplicated Count	8,752	5,020	3,282	816	71	602	302
<b>Agency Type</b>							
Community Mental Health Center	4,907	4,632	348	0	0	588	51
Domestic Violence and Sexual Assault	1,061	0	153	810	0	0	193
Hospital	702	649	0	0	0	16	64
Other	450	450	0	0	0	0	0
Residential Care	71	0	0	0	71	0	0
Substance Abuse	2,847	0	2,841	6	0	0	0
<b>Sex</b>							
Female	4,172	2,595	1,091	643	28	356	82
Male	4,580	2,425	2,191	173	43	246	220
<b>Age</b>							
0-04	117	5	15	97	0	0	0
05-17	563	227	214	120	0	34	2
18-20	434	222	192	40	0	8	9
21-24	810	426	355	70	4	34	45
25-34	2,146	1,148	906	222	7	80	100
35-44	2,500	1,488	1,026	179	19	175	80
45-54	1,583	1,059	487	75	25	162	47
55-64	467	361	80	10	11	61	13
65-74	107	72	7	2	5	35	5
75-84	23	10	0	1	0	13	1
85+	2	2	0	0	0	0	0
<b>Race</b>							
White	6,002	3,768	2,009	499	53	432	191
Black	1,679	799	745	177	10	116	58
Native American	680	312	329	56	4	33	23
Hispanic	268	128	82	47	2	4	19
Asian	57	41	9	4	0	7	4
Two or More Races	370	178	153	36	2	14	7
<b>Presenting Problem/Diagnosis</b>							
Alcohol Abuse	1,012	129	912	7	3	1	8
Developmental Disorder	222	196	2	2	18	16	2
Mood Disorder	3,227	3,049	218	0	25	262	29
Non Alcohol/Drug Related Organic	38	36	1	0	0	6	0
Other Non-Psychotic	552	508	13	0	0	62	3
Other Psychotic	903	847	34	0	20	101	33
Personality Disorder	94	90	5	0	0	6	0
Schizophrenia	699	645	37	0	0	150	30
Social Conditions	1,044	41	88	802	6	0	184
Substance Related	2,257	228	2,088	5	1	8	12
Unknown/Other	4	0	0	0	2	0	2
Deferred/No Diagnosis	3	3	0	0	0	0	0
<b>County of Residence</b>							
Osage	4	2	1	1	0	0	1
Tulsa	8,749	5,019	3,281	815	71	602	301
<b>Other Indicators</b>							
Any Alcohol/Drug Problem	4,960	2,235	3,190	53	12	188	62
Custody of DHS	43	26	12	0	0	12	0
Custody of DOC	383	67	319	2	0	3	2

Notes: Information in this table is based on data reported to DMHSAS as of 07/01/2002. The same client may be counted in more than one category, e.g., clients can receive services under more than one contract source, in more than one "County of Residence," or may have multiple "Other Indicators." Please see Definition page for other considerations.

Oklahoma Department of Mental Health and Substance Abuse Services  
**Counts of Admitted Clients Served by Funding Source for Each Planning Area During FY2002**  
**PLANNING AREA = TULSA METRO**

	<b>Funding Source</b>						
	<b>Total</b>	<b>Mental Health</b>	<b>Substance Abuse</b>	<b>Domestic Violence</b>	<b>Residential Care</b>	<b>Medicaid</b>	<b>Other</b>
Custody of OJA	36	5	29	0	0	3	1
Deaf and Hard Hearing	22	13	5	1	2	4	0
Dual Diagnosis	1,286	1,178	293	0	0	117	26
Homeless	1,299	809	419	164	2	42	24
Indigent	8,411	4,970	3,109	725	69	599	241
SED (6-17)	117	111	0	0	0	23	1
SMI (If ever)	5,124	4,494	908	134	71	563	114

Notes: Information in this table is based on data reported to DMHSAS as of 07/01/2002. The same client may be counted in more than one category, e.g., clients can receive services under more than one contract source, in more than one "County of Residence," or may have multiple "Other Indicators." Please see Definition page for other considerations.

**Oklahoma Department of Mental Health and Substance Abuse Services**  
**Counts of Admitted Clients Served by Funding Source for Each Planning Area During FY2002**  
**PLANNING AREA = UNKNOWN/OUT OF STATE**

	Total	Funding Source					
		Mental Health	Substance Abuse	Domestic Violence	Residential Care	Medicaid	Other
<b>Total</b>							
Unduplicated Count	671	175	99	342	10	12	98
<b>Agency Type</b>							
Community Mental Health Center	171	138	7	0	0	12	68
Domestic Violence and Sexual Assault	333	0	0	330	0	0	13
Hospital	55	38	0	0	0	0	17
Other	5	5	0	0	0	0	0
Residential Care	10	0	0	0	10	0	0
Substance Abuse	104	0	92	12	0	0	0
<b>Sex</b>							
Female	370	71	24	261	4	5	44
Male	301	104	75	81	6	7	54
<b>Age</b>							
0-04	71	0	0	71	0	0	0
05-17	95	1	0	93	0	0	2
18-20	28	11	3	12	0	1	4
21-24	53	7	17	26	1	0	5
25-34	161	52	32	63	2	2	29
35-44	156	53	29	57	2	5	31
45-54	77	34	14	17	4	3	17
55-64	23	14	3	2	0	1	7
65-74	6	2	1	1	1	0	3
75-84	1	1	0	0	0	0	0
<b>Race</b>							
White	461	139	78	203	9	6	70
Black	89	17	12	55	1	0	10
Native American	63	8	4	44	0	6	9
Hispanic	34	7	3	22	0	0	6
Asian	3	3	0	0	0	0	1
Two or More Races	23	2	2	18	0	0	2
<b>Presenting Problem/Diagnosis</b>							
Alcohol Abuse	57	11	42	0	0	0	7
Developmental Disorder	2	0	0	0	1	0	1
Mood Disorder	85	65	2	0	2	3	29
Non Alcohol/Drug Related Organic	3	3	0	0	0	0	2
Other Non-Psychotic	17	12	1	0	0	2	9
Other Psychotic	70	48	1	1	7	4	22
Personality Disorder	1	1	0	0	0	0	0
Schizophrenia	27	21	0	0	0	3	9
Social Conditions	349	6	0	340	0	0	14
Substance Related	66	11	53	1	0	0	5
<b>County of Residence</b>							
Out of State/Unknown	671	175	99	342	10	12	98
<b>Other Indicators</b>							
Any Alcohol/Drug Problem	184	55	96	21	0	2	26
Custody of DOC	10	1	7	2	0	0	0
Deaf and Hard Hearing	2	1	0	1	0	0	0
Dual Diagnosis	24	18	3	0	0	2	7
Homeless	189	20	11	152	0	2	12
Indigent	618	164	93	319	10	10	78
SED (6-17)	1	1	0	0	0	0	0

Notes: Information in this table is based on data reported to DMHSAS as of 07/01/2002. The same client may be counted in more than one category, e.g., clients can receive services under more than one contract source, in more than one "County of Residence," or may have multiple "Other Indicators." Please see Definition page for other considerations.

Oklahoma Department of Mental Health and Substance Abuse Services  
**Counts of Admitted Clients Served by Funding Source for Each Planning Area During FY2002**  
**PLANNING AREA = UNKNOWN/OUT OF STATE**

	<b>Funding Source</b>						
	<b>Total</b>	<b>Mental Health</b>	<b>Substance Abuse</b>	<b>Domestic Violence</b>	<b>Residential Care</b>	<b>Medicaid</b>	<b>Other</b>
SMI (If ever)	179	112	14	16	10	11	51

Notes: Information in this table is based on data reported to DMHSAS as of 07/01/2002. The same client may be counted in more than one category, e.g., clients can receive services under more than one contract source, in more than one "County of Residence," or may have multiple "Other Indicators." Please see Definition page for other considerations.

# Definitions of Terms and Categorization Variables

---

The following are definitions of terms and categorization variables used in this Data Book report.

## **Admitted Clients Served**

Admitted Clients Served had an admission transaction in the ICIS before or during the report year and had received a service during the year. For this section, they are counted only once in the total for each level of aggregation. This is called an unduplicated count.

## **Age**

Client age is computed using the client's age at the middle of the fiscal year.

## **Contacts**

Individuals are counted as contacts when they call or visit an agency, but are not admitted.

## **Funding Source**

Funding Source helps identify the payment source of services. Frequently, clients receive services under multiple funding sources. The funding source categories for this report were Mental Health, Substance Abuse, Domestic Violence, Residential Care, Medicaid, and Other.

## **ICIS**

The Oklahoma Department of Mental Health and Substance Abuse Services maintains an agency-wide database, the Integrated Client Information System (ICIS), to which all Department-funded services and transactions are reported. The ICIS contains demographic and service information about clients and agencies.

## **List of Agencies by Type**

The following is a list of agencies by type that provided data during the Fiscal Year 2002:



**AGENCY TYPE****AGENCY NAME**

---

**Community Mental Health**

ASSOCIATED CENTERS FOR THERAPY, INC.  
BILL WILLIS MENTAL HEALTH  
CARL ALBERT C.M.H.C.  
CENTRAL OKLAHOMA CMHC  
CHISHOLM TRAIL COUNSELING SVS  
COMMUNITY COUNSELING CENTER  
CREEKS MENTAL HEALTH SERVICES  
EDWIN FAIR CMHC  
FAMILY & CHILDREN'S SERVICES  
GRAND LAKE M.H.C.  
GREEN COUNTRY BEHAVIORAL HEALTH SERVICES, INC.  
HOPE COMMUNITY SERVICES, INC.  
JIM TALIAFERRO CMHC  
M.H. SERVICES OF SOUTHERN OKLAHOMA  
NORTH CARE CENTER  
OKLAHOMA COUNTY CRISIS INTERVENTION CENTER  
PARKSIDE, INC.  
RED ROCK BEHAVIORAL HEALTH SVC  
RED ROCK WEST  
TULSA CRISIS INTERVENTION CENTER  
WAGONER COMMUNITY HOSPITAL-BILL WILLIS  
WAGONER HOSPITAL - CRISIS UNIT  
WESTERN STATE PSYCHIATRIC CTR  
WHEATLAND MH CTR, INC.

**Domestic Violence and Sexual Assault**

ACMI HOUSE INC  
ACTION ASSOCIATES, INC.  
CALL RAPE INC.  
COMMUNITY CRISIS CENTER, INC.  
CRISIS CONTROL CENTER  
D.V. PROGRAM OF N. CENTRAL OKLAHOMA  
DOMESTIC VIOL INTERVEN  
FAMILY CRISIS & COUNSELING CTR  
FAMILY CRISIS CTR, INC.  
FAMILY RESOURCE CENTER  
FAMILY SHELTER  
HELP-IN-CRISIS, INC.  
KIBOIS WOMEN'S SHELTER  
N.W. DOMESTIC CRISIS SERVICES  
NEW DIRECTIONS, INC.  
OKMULGEE CO FAMILY RESC CENTER  
PROJECT SAFE, INC.  
ROGERS CO COMMUNITY SERVICES  
S.O.S. FOR FAMILIES  
STEPHENS CO. VOL. FOR CRISIS,I

**AGENCY TYPE****AGENCY NAME**

---

STILLWATER DOM/VIOLENT SERVICES  
TULSA SEXUAL ASSAULT NURSE EN  
WOMEN IN SAFE HOMES, INC.  
WOMEN'S CRISIS SERVICES  
WOMEN'S SVC/FAM RESOURCE CTR  
WOMEN'S RESOURCE CENTER  
YWCA CRISIS CENTER  
YWCA OF OKC CRISIS SERVICES

**Hospitals**

EASTERN STATE HOSPITAL  
GRIFFIN MEMORIAL HOSPITAL  
OKLAHOMA BEHAVIORAL HEALTH SERVICES  
OKLAHOMA YOUTH CENTER

**Other Agencies**

CENTER FOR CHILDREN & FAMILIES  
CROSSROADS INCORPORATED  
DIVORCE VISITATION ARBITRATION  
PEOPLE INCORPORATED  
SAFE HAVEN  
THUNDERBIRD CLUBHOUSE  
TRANSITION HOUSE INC.  
TULSA METROPOLITAN MINISTRY

**Residential Care**

ADA RESIDENTIAL CARE  
BOLEY RESIDENTIAL CARE HOME  
BOLEY RESIDENTIAL CARE HOME II  
CLETA'S COTTAGE  
COPP'S RESIDENTIAL CARE, INC.  
COUNTRY LANE RESIDENTIAL CARE HOME  
DON MENTZER FACILITY  
DOW RESIDENTIAL CARE HOME  
DUNCAN COMMUNITY RESIDENCE INC  
EDNA LEE'S RESIDENTIAL CARE  
EL RENO RESIDENTIAL CARE HOME  
FAIR OAKS  
GREEN ACRES  
HAV-TAPINC DBA, THE HARBOR  
HIGH CEDAR RESIDENTIAL CARE  
LAKE FRANCIS RES. CARE, LLC  
LAKE FRANCIS RETIREMENT CENTER  
LARI'S RESIDENTIAL CARE, LLC  
MEADOW BROOK RESCARE  
MILLER COZY HOME, INC.  
NEW BEGINNING  
NORTH FORK RESIDENTIAL CARE

**AGENCY TYPE****AGENCY NAME**

---

ORCHARD GROVE  
PADEN RESIDENTIAL CARE  
PRAGUE ASSISTED LIVING CENTER  
RAMBLING ROSE RESIDENTIAL CARE  
SANTE FE RESIDENTIAL CARE  
SHERRY'S OLD FASHION ROOM AND BOARD  
SOUTHWEST RETIREMENT HOME, INC  
SUGAR MOUNTAIN RETREAT  
SUNNY ACRES BOARDING MANOR INC  
SUNNY ACRES RESIDENTIAL CARE

**Substance Abuse**

A BETTER CHANCE  
ADA AREA CHEMICAL DEP. CTR  
ALPHA II, INC.  
ALTERNATIVEWORKS  
BRIDGEWAY  
CAA TURNING POINT  
CARE FOR CHANGE INC.  
CITIZEN POTOWATOMI NATION  
COMMUNITY ALCOHOLISM SERVICES  
COMMUNITY CHILDREN'S SHELTER  
COMMUNITY DEVELOPMENT SUPPORT ASSOCIATION  
COPE, INC.  
COUNSELING CENTER OF S.E. OKLAHOMA  
DRUG RECOVERY, INC.  
EAGLE RIDGE INSTITUTE  
EDMOND FAMILY SERVICES, INC.  
GATEWAY TO PREVENTION/RECOVERY  
GREAT PLAINS YOUTH & FAMILY SERVICES, INC.  
HOMINY HEALTH SRVCS CTR INC.  
HOUSE OF HOPE INC  
HUMAN SKILLS & RESOURCES  
INDIAN HEALTH CARE RESRCE CTR  
KIAMICHI COUNCIL ON ALCOHOLISM  
LATINO COMMUNITY DEV. AGENCY  
LEFLORE CO. YOUTH/FAMILY SERVICES, INC.  
LIFE IMPROVEMENT CENTER  
LOGAN COUNTY YOUTH & FAMILY SERVICES, INC.  
MARIE DETTY YOUTH SVC CTR  
METRO TULSA SUBSTANCE ABUSE SERVICE  
MONARCH, INC.  
MOORE ALC/DRUG CTR  
MUSKOGEE COUNTY COUNCIL OF YOUTH SERVICES  
N.E. OK COUNCIL ON ALCOHOLISM  
NATIVE AMERICAN CENTER OF RECOVERY  
NEW DIRECTIONS

**AGENCY TYPE****AGENCY NAME**

---

NEW HOPE OF MANGUM  
NORMAN AL/DRUG TREATMENT CTR  
NORMAN ALCOHOL INFORMATION CTR  
NW SUBSTANCE TREATMENT CNTR  
OPPORTUNITIES, INC., CDTC  
PAYNE CO COUNSELING SVC, INC.  
PAYNE COUNTY DRUG COURT, INC.  
RIVERSIDE COUNSELING  
ROADBACK, INC.  
ROGERS COUNTY DRUG ABUSE  
S.W. YOUTH & FAMILY SERVICES  
SECOND CHANCE CDU  
STARTING POINT II, INC.  
STREET SCHOOL INC  
THE BROWN SCHOOLS OF OKLAHOMA, INC  
THE LASTSTOP  
THE NEXT STEP NETWORK, INC.  
THE OAKS REHAB. SERVICES CTR  
THE REFERRAL CENTER  
TOTAL LIFE COUNSELING  
TRI-CITY YOUTH & FAMILY CENTER  
TRI-CITY SUBSTANCE ABUSE CTR  
TURNING POINT  
TWELVE & TWELVE, INC  
VINITA AL/DG TREATMENT CTR

**ODMHSAS**

Refers to the Oklahoma Department of Mental Health and Substance Abuse Services.

**Other Indicators**

There are several groups of clients that are of special interest because they have special treatment needs, state or federal requirements regarding their placement or the services they receive, or because they are part of a priority population. The definitions of these groups and criteria for their selection are provided below:

- **Custody of DHS**

The client, 18 years of age or younger, is in the custody of the Department of Human Services.

- **Custody of DOC**

The client is in the custody of the Department of Corrections. Clients under house arrest, electronic monitoring, or in prison are all considered to be in the custody of DOC. Clients on probation or parole are not.

- **Custody of OJA**

The client, 18 years of age or younger, is in the custody of the Office of Juvenile Affairs.

- **Deaf and Hearing Impaired**

Clients who are deaf, hard of hearing, or indicated the need for an interpreter for the deaf were grouped to form the Deaf and Hearing Impaired category.

- **Homeless**

A homeless person under ICIS criteria is a person who: (a) lacks a fixed, regular and adequate night time residence AND (b) has a primary night time residence that is a supervised publicly or privately operated shelter designed to provide temporary living accommodations including welfare hotels, congregate shelters, halfway houses, and transitional housing for the mentally ill; or an institution that provides a temporary residence for individuals intended to be institutionalized; or a public or private place not designed for, or ordinarily used as, a regular sleeping accommodation for human beings, not limited to people living on the streets. Individuals are considered homeless if they have lost their permanent residence, and are temporarily living in a shelter to avoid being on the street. Prisoners being released or in the custody of a correctional facility are not considered homeless at the time of admission for treatment. The definition also excludes persons in a hospital, residential care facility, commercial hotel/motel, supervised apartment, or living with parent/other relative (even if only temporarily). The definition does include domestic violence and sexual assault shelters, as the persons have fled a residence that is not adequate (i.e., not safe).

- **Legal Status**

Legal Status has three categories; Voluntary, Civil Involuntary, and Criminal Involuntary. The categories of legal status (with ICIS codes) are as follows:

**Voluntary.** These clients enter treatment voluntarily and are coded Voluntary Admission (01), Court Voluntary (02), Informal Admission (16), or Other (18).

**Civil Involuntary.** These clients are required by the court system to receive services, even though they may be reluctant. They are coded Court Commitment (03), Order of Detention (06), Juvenile Court Order (07), Transfer – Other Legal Entity (08), Court Ordered Juveniles in Need of Treatment, DHS given custody (10), Court Ordered Juveniles in Need of Treatment Parental Custody Retained (11), Emergency Detention (12), Continued Court Detention (13), 28-Day Court Commitment (14), or Protective Custody (17).

**Criminal Involuntary.** These clients are required to receive services because they have been accused of or have committed a crime. Codes include the following; Incompetent to Stand Trial (04), Not Guilty by Reason of Insanity (05), Court Order for Observation and Evaluation (09), Court Referred DUI Clients (15), Criminal Hold (20), or Court Commit with Hold (21).

- **Adults with Serious Mental Illness (SMI)**

SMI denotes clients who have been identified **at any time** as having a serious mental illness using the formal ODMHSAS definition. According to this definition, an Adult with a Serious Mental Illness must be an individual 18 years of age or older.

- **Children with a Serious Emotional Disturbance (SED)**

SED refers to children who meet departmental criteria for having a Serious Emotional Disturbance.

- **Any Alcohol/Drug Problem**

A substance abuse client is one who has one or more DSM-IV Axis I primary, secondary or tertiary diagnoses from categories 1.a. or 1.b. (in the Dual Diagnosis definition below) or one or more ICIS Substance Abuse Related Problems (710-731, 741-743). Clients identified only as co-dependents are not identified as substance abusers.

- **Dual Diagnosis Client**

A dual diagnosis client is one who meets the criteria for having a substance abuse diagnosis from categories 1.a. or 1.b. below and meets the criteria for a mental illness based on one or more DSM-IV Axis II primary, secondary, or tertiary diagnoses from categories 2.a. through 2.e. below.

1.a. Psychoactive Substance Induced Organic Disorders: 291.0-291.8, 292.0-292.83, 292.89-282.99

- b. Psychoactive Substance Use Disorders: 303.0-305.99.
- 2.a. Schizophrenia: 295.10, 295.20, 295.30, 295.40, 295.60, 295.70, 295.90
- b. Delusional (Paranoid) Disorder: 297.1
- c. Other Psychotic Disorders: 295.40, 295.70, 297.3, 298.8, 298.9, 297.1, 297.3
- d. Mood Disorders: 296.20-296.7
- e. Borderline Personality Disorder: 301.83

▪ **Indigent**

A person whose applicable income falls at or below 200% of the Federal Poverty Level is considered indigent. To determine whether the client was indigent, the household gross annual income must have been reported. The ODMHSAS eligibility criteria for indigence are based on the weighted average poverty thresholds provided annually by the U. S. Department of Commerce. The following table presents the threshold levels for FY02.

**Oklahoma Department of Mental Health and Substance Abuse Services  
Eligibility Criteria  
Indigence Threshold  
(200% of Federal Poverty Guideline)**

Number of Persons in Household	Household Gross Annual Income
1	\$17,180
2	\$23,220
3	\$29,260
4	\$35,300
5	\$41,340
6	\$47,380
7	\$53,420
8	\$59,460
9 or more	Add \$ 6,040 to \$59,460 for each additional person

## Presenting Problem/Diagnosis

Categories for this variable are based on the DSM-IV primary diagnosis or primary presenting problem. If the admitting agency has clinicians qualified to make a diagnosis, the diagnosis is used, otherwise, a presenting problem is used to define a client's category.

Categories	Codes
<b>Developmental Disorders</b>	
DSM-IV Codes:	302.5-302.69, 302.85, 307-307.39, 307.5-307.99, 309.21, 312-312.29, 312.9-313.21, 313.81-313.89, 314-314.99, 315-319.99, 299-299.99
Presenting Problems:	210, 240
<b>Non Alcohol/Drug Related Organic</b>	
DSM-IV Codes:	290-290.99, 293-293.83, 294-294.80, 310-310.10
<b>Alcohol Abuse</b>	
DSM-IV Codes:	291-291.99, 293.9, 303-303.99, 305-305.02
Presenting Problems:	741, 710, 711
<b>Other Substance Abuse</b>	
DSM-IV Codes:	305.1-305.99, 292-292.99, 304-304.99
Presenting Problems:	742, 743, 744, 720-731
<b>Schizophrenia</b>	
DSM-IV Codes:	295 (excluding 295.4, 295.7)
<b>Other Psychotic</b>	
DSM-IV Codes:	297-298.9, 295.40, 294.9, 295.70
Presenting Problems:	510-530, 650
<b>Mood Disorders</b>	
DSM-IV Codes:	296-296.99 301.13, 300.4-300.49, 293.89, 311-311.99
Presenting Problems:	500-503



Categories	Codes
<b>Other Non-Psychotic</b>	
DSM-IV Codes:	300-300.39, 300.6-300.99, 302-302.49, 302.7-302.84, 302.89-302.99, 307-4-307.49, 307.8, 312.8, 308.3-309.19, 309.23-309.99, 312.3, 316-316.99, 780.50
<b>Personality Disorders</b>	
DSM-IV Codes:	301-301.9
<b>Social Conditions</b>	
DSM-IV Codes:	V40.00-V40.60, V61-V71.02, 955.5-995.81
Presenting Problems:	740, 450, 620-632, 311-420
<b>Deferred/No Diagnosis</b>	
DSM-IV Codes:	799.9-799.90, V71.09
Presenting Problems:	110, 130

## Race

Clients who selected more than one category from the choices below, indicating their race, are grouped in the Two or More Races category. The Unknown category was utilized to group Clients who made no selection from the choices below indicating their race.

The following groupings are used for reporting race:

- White
- Black
- Native American
- Hispanic
- Asian
- Two or More Races
- Unknown

## Units of Service: Day and Hourly

The time provider agency staff spend delivering services to or for service recipients is reported in days, parts of days or minutes (summed to hours). Following is a list of codes and descriptions for services funded by DMHSAS in FY02.

Services	Category	Code	Description
Day	Crisis Stabilization	002E	Crisis Stabilization
	Detoxification	002B	Detoxification
		001B	Medical Detoxification
		002C	Non-medical Detoxification (social)
		002K	Non-medical Detoxification
	Housing	003M	Dependent Children Of Substance Abuse in Halfway House
		003N	Dependent Children Of Substance Abuse In Residential Treatment
		003G	Domestic Violence Residential Shelter For Primary Victims
		003H	Domestic Violence Residential Shelter For Dependents
		003P	Enhanced Residential Care
		004E	Family Self Sufficiency Program
		003B	Halfway House
		003A	Halfway House Services for Pregnant and Postpartum Women
		003S	Halfway House Services for Women with Dependent Children
		003T	Halfway House Service for Dually Diagnosed
		003Y	Halfway House Services for Adolescents
		003C	Independent Living Training Program
		003V	Permanent Congregate Housing with Onsite Support
		003Z	Permanent Congregate House
		003K	Residential Care
		003Q	Safe Haven
		003I	Short-term Emergency Shelter
		003F	Sponsored Family Program
		003J	Sponsored Housing Program
		003E	Supervised Housing
	003R	Transitional Living	
	Inpatient	001D	Acute Inpatient
		001C	Acute Medical Care
		001A	Intermediate Inpatient
	Residential Treatment	002Q	Enhanced Residential Treatment - Mental Health
		002N	Intensive Residential Substance Abuse Treatment
		002R	Intensive Residential Treatment
		002P	Intensive Residential Treatment - Mental Health
		002A	Residential Treatment (Substance Abuse & Mental Health)

<b>Services</b>	<b>Category</b>	<b>Code</b>	<b>Description</b>
		002G	Residential Treatment for Adolescents
		002H	Residential Treatment for Women with Dependent Children
		002J	Residential Treatment Dually Diagnosed
		002S	Residential Treatment
		002M	Services to Dependent Children of Substance Abuse Clients in Residential Treatment
<b>Hourly</b>			
	Evaluation/Assessment		
		106	Clinical Testing
		100	Competency Evaluation
		102	Court Related Evaluation
		309	Drug Screening
		104	DUI Assessment
		110	Evaluation and Assessment
		101	Evaluation/assessment
		107	Group Assessment
		138	Institution Based SA Screening
		105	Referral
		300	Treatment Plan Review
		400	Treatment Planning
	Counseling		
		590	Divorce Visitation Arbitration Services
		132	Family/marital
		137	Family/Marital Counseling (Mental Health Professional)
		131	Group Counseling
		136	Group Counseling (Mental Health Professional)
		135	Individual Counseling (Mental Health Professional)
		130	Individual Counseling
		241	Peer Counseling
		249	Staff Time Providing Support Group Service (Project Heartland)
	Crisis Intervention		
		133	Crisis Intervention Counseling
		134	Crisis Intervention Telephone
		120	Emergency/Crisis (face/face)
		121	Emergency/Crisis (telephone)
		123	Mobile Crisis Service
	Case Management		
		212	Case Management
		225	Case Management
		226	Case Management
		852	Case Management & Home-based Travel
		204	Client Advocacy
		207	Home-based Services
		213	Intensive Case Management

<b>Services</b>	<b>Category</b>	<b>Code</b>	<b>Description</b>
	Physician/Lab Services	301	Laboratory
		305	Medical Review
		308	Medication Delivery
		304	Pharmacological Management
	Other Day Services	004C	Day School/6 Hours
		434	Intensive Outpatient Services- Group
		433	Intensive Outpatient Services- Individual
	Other Outpatient Services	214	Assertive Community Treatment
		500	Consultation
		109	Court Related Services
		210	Disaster Support Service
		501	Education
		190	Gate-keeping
		191	Gate-keeping Extension
		565	Institution-based Substance Abuse Treatment
		571	PACT Client Support
		252	PACT Timeline Development
		506	Sexual Assault Nurse Examiner (SANE) Training
		504	System Support
		503	Training
		505	Treatment Team Meeting
	Outreach	551	Community Outreach
		553	Community Outreach to Children
		552	Intensive Outreach to Children
		550	Outreach
		561	Prevention Type Activities
		560	Substance Abuse Early Intervention
	Rehabilitation	203	Client Education
		242	Consumer Drop-in Center
		430	Day Treatment Hourly
		217	Group Rehabilitative Treatment
		216	Individual Rehab Treatment
		431	Psycho-social Hourly
		205	Resource Skills Development
		251	Resource Skills Development by Peers
		224	Substance Abuse Dx\Prob-Related Education (Family)
		219	Substance Abuse Dx\Prob-Related Education (Group)
		218	Substance Abuse Dx\Prob-Related Education (Individual)
		211	Substance Abuse Dx\Prob-Related Education
		202	Socialization

<b>Services</b>	<b>Category</b>	<b>Code</b>	<b>Description</b>
	Vocational	243	Employment Training
		570	Job Retention Support
		245	Pre-vocational
		244	Vocational Training

**Various Categories:**

In response to many special report requests in past years, the special reports table was generated to address the majority of those requests.

## **Description of Sections and Tables**

---

The Data Book consists of two sections. The first section displays Counts of Admitted Clients Served by Funding Source for Sex, Age, Race, Presenting Problem/Diagnosis, County of Residence, and Other Indicators. The second section presents Counts of Day and Hourly Units of Service by Funding Source for Admitted Clients and Contacts. Each section contains six tables presenting data for 1) Statewide Total, 2) Agency, 3) Agency Type, 4) Count of Residence, 5) Planning Area, and 6) Various Categories.

### **Section One: Admitted Clients Served by Funding Source**

Admitted Clients Served are clients who have an admission transaction in the ICIS before or during the report year and had received a service during the report year. For this section, they are counted only once in the total for each level of aggregation or category in which they appear. This is called an unduplicated count. For example, a client may receive services at one hospital and then receive services at another hospital in the same year. This client would be counted twice (once at each hospital) in the agency report, but only once in the agency type and statewide tables. Because information such as age and sex should remain constant (except for data entry errors), counts for categories of these variables will sum to the total clients served on each table. Variables that might change from admission at one facility to admission at another or over time, (e.g., legal status, diagnosis, and target population) can be counted in more than one category and should not be summed.

This section shows only clients who were admitted for services and excludes contacts. It enumerates admitted clients, but further limits the counts to specific subgroups of the client population. Each individual counted has received a service at some time during the year regardless of the year he/she was admitted. Clients are grouped by frequently referenced demographics: Sex, Age, Race, Presenting Problem/Diagnosis, County of Residence, and Other Indicators. A client may be in more than one of these groups, or a client's group may change during the year. As a result, the sum of target populations exceeds the total number served. However, for any given population, the age, race, and sex, which do not change (age is calculated as of a single point in time), are unduplicated counts and should equal the total.

## **Section Two: Units of Service by Funding Source**

This section helps to quantify the Department's impact on the community by reporting the total number of individuals identified as receiving a service during the fiscal year. It also presents Summaries for all types of services funded through the ODMHSAS.

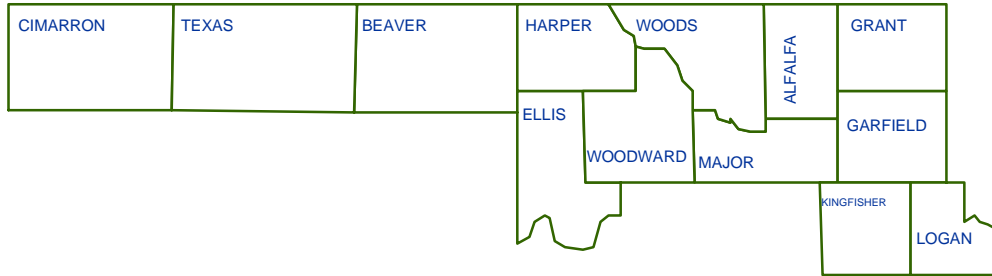
Individuals are counted as contacts when they call or visit an agency, but are not admitted. In general, a person can be reported as a contact twice at the same agency within a twelve-month period, but services are not given a third time without an admission. A client can also seek services at another agency and be counted as a contact there. In the Data Book report, an agency's contact counts exclude individuals who are subsequently admitted there. Additionally, two types of contacts are excluded from counts: Emergency Contacts and Group Contacts. In these cases, individuals are not identified and their addition would likely produce duplicated counts. However, the services to those individuals are reported.

---

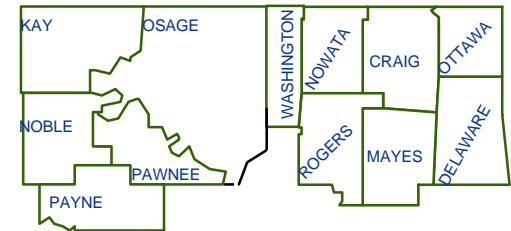
OKLAHOMA DEPARTMENT OF MENTAL HEALTH  
AND SUBSTANCE ABUSE SERVICES

# Planning Areas

Northwest



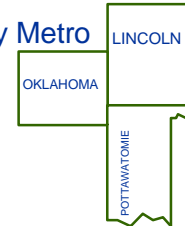
Northeast



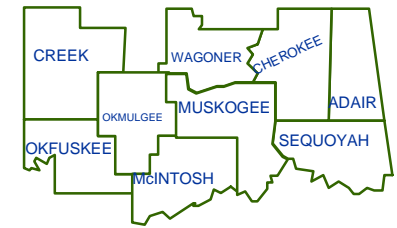
Tulsa Metro



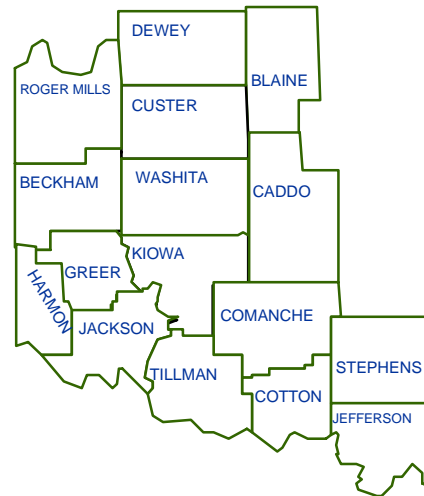
Oklahoma City Metro



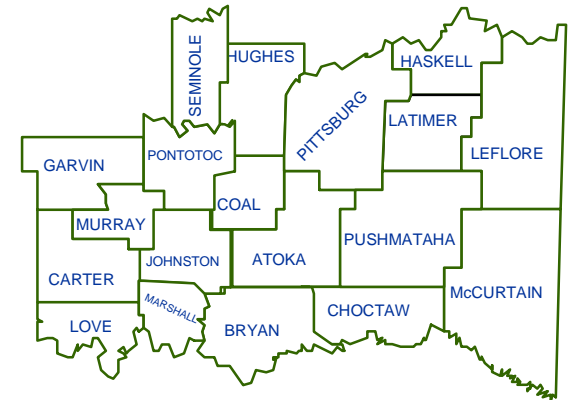
East Central



Central



Southwest



Southeast