

# *data*

BOOK FOR FISCAL YEAR 1994

Admitted Clients Served  
By Funding Source

Table 5. Counts of Admitted  
Clients Served for each  
Planning Area

Oklahoma Department of Mental Health and Substance Abuse Services  
Evaluation and Data Analysis Section  
P. O. Box 53277 • Oklahoma City, OK 73152 • 405 522 3813

# DATA BOOK FOR FISCAL YEAR 1994

Published by

Oklahoma Department of Mental Health and Substance Abuse  
Services

Prepared by

**Ali Akour, Ph.D.**

Data Analyst, Evaluation and Data Analysis Section  
Decision Support Services

2002

---

**Terry Cline, Ph.D., Commissioner**  
**Steve Davis, Ph.D., Director of Decision Support Services**  
**Mark Reynolds, Ed. D., Evaluation & Data Analysis Data Projects Manager**

## Public Domain Notice

The Data Book for Fiscal Year 1994 is in the public domain and may be reproduced or copied without permission from the Oklahoma Department of Mental Health and Substance Abuse Services. However, this publication may not be reproduced or distributed for a fee without the specific, written authorization of Oklahoma Department of Mental Health and Substance Abuse Services. Citation of the source is appreciated.

## Electronic Access to Publication

This publication is available on the World Wide Web at:  
<http://www.odmhsas.org/specialreports.htm>

## How to Contact Us

**Oklahoma Department of Mental Health and Substance Abuse Services  
Evaluation and Data Analysis Section**

P.O. Box 53277  
Oklahoma City, OK 73152-3277  
(405) 522-3813

# Contents

---

## Introduction

### Admitted Clients Served by Funding Source

- Table 1. Counts of Admitted Clients Served for **Statewide Total**
- Table 2. Counts of Admitted Clients Served for each **Agency**
- Table 3. Counts of Admitted Clients Served for each **Agency Type**
- Table 4. Counts of Admitted Clients Served for each **County of Residence**
- Table 5. Counts of Admitted Clients Served for each **Planning Area**
- Table 6. Counts of Admitted Clients Served for **Various Categories**

## Appendix

### Definitions of Terms and Categorization Variables

### Description of the Data Book

### Map of Planning Areas

# **DATA BOOK FOR FISCAL YEAR 1994**

## **Introduction**

---

Prior to Fiscal Year 1999, any client seen at an Oklahoma Department of Mental Health and Substance Abuse Services (ODMHSAS) contracted facility was reported, regardless of who paid for the service. Starting with Fiscal Year 1999, only clients funded in full or in part by ODMHSAS were reported. Therefore, previous years' reported client counts will be larger than in following years.

During the Fiscal Year 1994, the State of Oklahoma expenditures on community mental health services, inpatient facilities, substance abuse services, domestic violence/sexual assault services, and departmental management amounted to approximately \$151 million dollars. An unduplicated total of approximately 84,281 recipients were served system-wide in FY 1994. The unduplicated total of 84,281 recipients consists of 61,239 recipients that were admitted and served and 23,042 recipients that were contacts. This Data Book report is generated to provide basic information about these recipients for policy makers, interest groups, and others working to improve the quality of life for those in need.

The Data Book report is produced by the Evaluation and Data Analysis Section of the Decision Support Services Division at the ODMHSAS. The report summarizes demographic information for clients served in agencies operated by or funded through ODMHSAS. To create the Data Book report, data are extracted from the ODMHSAS Integrated Client Information System (ICIS). ICIS contains demographic and service information about service recipients and agencies.

This Data Book report focuses on Admitted Clients Served by Funding Source. To meet the specific needs of a variety of entities, the information is divided into tables and each table presents a different view of the data. Definitions of terms and a map of planning areas are also provided.

**Oklahoma Department of Mental Health and Substance Abuse Services**  
**Counts of Admitted Clients Served by Funding Source for Each Planning Area During FY1994**  
**PLANNING AREA = CENTRAL**

	Total	Funding Source					
		Mental Health	Substance Abuse	Domestic Violence	Residential Care	Medicaid	Other
<b>Total</b>							
Unduplicated Count	5,449	3,274	2,233	471	323	0	236
<b>Agency Type</b>							
Community Mental Health Center	3,020	2,911	767	0	0	0	55
Domestic Violence and Sexual Assault	472	0	0	471	0	0	1
Hospital	316	315	0	0	0	0	13
Other	162	162	0	0	0	0	0
Residential Care	323	0	0	0	323	0	0
Substance Abuse	1,641	4	1,482	0	0	0	167
<b>Sex</b>							
Female	2,842	1,824	1,080	360	131	0	28
Male	2,607	1,450	1,153	111	192	0	208
<b>Age</b>							
0-04	144	45	8	91	0	0	2
05-17	981	556	353	102	0	0	45
18-20	201	88	96	26	8	0	4
21-24	418	191	205	39	11	0	21
25-34	1,327	741	577	124	75	0	70
35-44	1,271	790	564	69	82	0	68
45-54	655	489	270	17	63	0	23
55-64	301	241	115	3	48	0	3
65-74	119	104	33	0	27	0	0
75-84	27	26	9	0	6	0	0
85+	5	3	3	0	3	0	0
<b>Race</b>							
White	4,585	2,827	1,897	371	254	0	154
Black	351	200	118	34	31	0	54
Native American	344	153	151	50	27	0	15
Hispanic	147	73	58	15	10	0	11
Asian	32	25	9	1	2	0	2
<b>Presenting Problem/Diagnosis</b>							
Alcohol Abuse	635	88	531	0	2	0	46
Developmental Disorder	232	211	12	0	10	0	23
Mood Disorder	1,328	1,260	345	2	12	0	18
Non Alcohol/Drug Related Organic	54	52	15	0	0	0	1
Other Non-Psychotic	524	500	121	0	3	0	11
Other Psychotic	324	267	57	0	63	0	3
Personality Disorder	23	23	6	0	0	0	0
Schizophrenia	551	537	158	0	0	0	8
Social Conditions	1,344	249	394	467	243	0	4
Substance Related	758	57	603	0	0	0	122
Deferred/No Diagnosis	99	89	27	2	5	0	0
<b>County of Residence</b>							
Canadian	1,223	955	504	83	84	0	14
Cleveland	3,015	1,550	1,080	221	238	0	196
Grady	1,042	665	569	161	0	0	12
McClain	222	123	87	8	1	0	14
<b>Other Indicators</b>							
Deaf and Hearing Impaired	39	26	14	0	4	0	1
Dual Diagnosis	643	588	158	0	5	0	9
Homeless	386	128	109	154	19	0	1

Notes: The same client may be counted in more than one category, e.g., clients can receive services under more than one contract source, in more than one "County of Residence," or may have multiple "Other Indicators." Please see Definition page for other considerations.

Oklahoma Department of Mental Health and Substance Abuse Services  
**Counts of Admitted Clients Served by Funding Source for Each Planning Area During FY1994**  
**PLANNING AREA = CENTRAL**

	<b>Funding Source</b>						
	<b>Total</b>	<b>Mental Health</b>	<b>Substance Abuse</b>	<b>Domestic Violence</b>	<b>Residential Care</b>	<b>Medicaid</b>	<b>Other</b>
SED (6-17)	285	259	39	0	0	0	18
SMI (If ever)	2,237	1,835	866	56	316	0	32

Notes: The same client may be counted in more than one category, e.g., clients can receive services under more than one contract source, in more than one "County of Residence," or may have multiple "Other Indicators." Please see Definition page for other considerations.

**Oklahoma Department of Mental Health and Substance Abuse Services**  
**Counts of Admitted Clients Served by Funding Source for Each Planning Area During FY1994**  
**PLANNING AREA = EAST CENTRAL**

	Total	Funding Source					
		Mental Health	Substance Abuse	Domestic Violence	Residential Care	Medicaid	Other
<b>Total</b>							
Unduplicated Count	6,833	5,284	2,459	745	348	0	27
<b>Agency Type</b>							
Community Mental Health Center	5,190	5,055	1,675	0	0	0	12
Domestic Violence and Sexual Assault	763	0	28	745	0	0	3
Hospital	488	488	0	0	0	0	0
Other	11	0	11	0	0	0	0
Residential Care	348	0	0	0	348	0	0
Substance Abuse	813	3	807	0	0	0	12
<b>Sex</b>							
Female	3,596	2,827	1,087	546	136	0	3
Male	3,237	2,457	1,372	199	212	0	24
<b>Age</b>							
0-04	281	83	22	191	0	0	0
05-17	1,137	924	99	189	1	0	5
18-20	249	189	83	32	7	0	2
21-24	442	304	165	67	16	0	3
25-34	1,631	1,188	663	155	59	0	5
35-44	1,511	1,206	671	72	106	0	6
45-54	812	691	379	30	81	0	4
55-64	452	405	217	5	48	0	2
65-74	213	197	99	4	21	0	0
75-84	82	74	44	0	9	0	0
85+	23	23	17	0	0	0	0
<b>Race</b>							
White	5,038	4,105	1,696	422	226	0	17
Black	822	601	399	116	61	0	3
Native American	843	501	311	173	52	0	6
Hispanic	129	71	46	32	9	0	1
Asian	14	10	7	2	1	0	0
<b>Presenting Problem/Diagnosis</b>							
Alcohol Abuse	604	171	509	1	3	0	7
Developmental Disorder	291	279	20	0	11	0	2
Mood Disorder	1,667	1,629	499	0	15	0	3
Non Alcohol/Drug Related Organic	154	148	73	0	0	0	0
Other Non-Psychotic	764	749	137	0	4	0	1
Other Psychotic	371	281	114	0	100	0	0
Personality Disorder	94	94	29	0	0	0	0
Schizophrenia	816	807	447	0	0	0	2
Social Conditions	1,342	385	96	719	198	0	4
Substance Related	563	185	466	1	5	0	8
Deferred/No Diagnosis	826	762	147	24	21	0	0
<b>County of Residence</b>							
Adair	293	205	26	61	31	0	1
Cherokee	844	591	130	157	82	0	8
Creek	830	543	548	86	0	0	5
McIntosh	450	367	220	23	56	0	2
Muskogee	2,556	2,104	809	258	46	0	5
Okfuskee	241	190	154	8	36	0	2
Okmulgee	641	496	388	34	29	0	3
Sequoyah	616	547	61	27	72	0	0

Notes: The same client may be counted in more than one category, e.g., clients can receive services under more than one contract source, in more than one "County of Residence," or may have multiple "Other Indicators." Please see Definition page for other considerations.



Oklahoma Department of Mental Health and Substance Abuse Services  
**Counts of Admitted Clients Served by Funding Source for Each Planning Area During FY1994**  
**PLANNING AREA = EAST CENTRAL**

	<b>Funding Source</b>						
	<b>Total</b>	<b>Mental Health</b>	<b>Substance Abuse</b>	<b>Domestic Violence</b>	<b>Residential Care</b>	<b>Medicaid</b>	<b>Other</b>
Wagoner	509	310	148	93	6	0	1
<b>Other Indicators</b>							
Deaf and Hearing Impaired	87	62	58	2	2	0	1
Dual Diagnosis	843	773	358	3	15	0	1
Homeless	406	188	151	91	46	0	2
SED (6-17)	396	391	37	2	0	0	3
SMI (If ever)	3,399	3,158	1,577	83	324	0	7

Notes: The same client may be counted in more than one category, e.g., clients can receive services under more than one contract source, in more than one "County of Residence," or may have multiple "Other Indicators." Please see Definition page for other considerations.

**Oklahoma Department of Mental Health and Substance Abuse Services**  
**Counts of Admitted Clients Served by Funding Source for Each Planning Area During FY1994**  
**PLANNING AREA = NORTHEAST**

	Total	Funding Source					
		Mental Health	Substance Abuse	Domestic Violence	Residential Care	Medicaid	Other
<b>Total</b>							
Unduplicated Count	8,459	4,748	3,884	1,661	433	0	306
<b>Agency Type</b>							
Community Mental Health Center	4,569	4,285	1,933	0	0	0	219
Domestic Violence and Sexual Assault	1,637	1	11	1,616	0	0	39
Hospital	741	741	0	0	0	0	0
Other	219	73	121	45	0	0	0
Residential Care	433	0	0	0	433	0	0
Substance Abuse	1,899	1	1,888	0	0	0	48
<b>Sex</b>							
Female	4,339	2,617	1,633	1,204	151	0	107
Male	4,120	2,131	2,251	457	282	0	199
<b>Age</b>							
0-04	400	61	31	299	0	0	43
05-17	1,453	887	181	397	0	0	144
18-20	416	222	177	84	7	0	9
21-24	758	329	396	159	17	0	12
25-34	2,097	1,079	1,095	407	60	0	46
35-44	1,768	1,028	1,016	238	107	0	36
45-54	838	581	533	57	80	0	12
55-64	438	328	280	13	92	0	4
65-74	208	165	132	6	49	0	0
75-84	75	62	40	1	20	0	0
85+	8	6	3	0	1	0	0
<b>Race</b>							
White	6,535	3,843	2,936	1,209	323	0	212
Black	465	207	243	123	58	0	20
Native American	1,279	613	630	286	39	0	66
Hispanic	181	83	70	33	12	0	8
Asian	23	9	8	10	1	0	0
<b>Presenting Problem/Diagnosis</b>							
Alcohol Abuse	1,347	152	1,238	5	10	0	49
Developmental Disorder	434	385	27	2	11	0	81
Mood Disorder	1,738	1,617	750	2	25	0	24
Non Alcohol/Drug Related Organic	103	98	54	0	0	0	2
Other Non-Psychotic	1,152	1,103	181	2	8	0	31
Other Psychotic	386	286	166	0	90	0	2
Personality Disorder	148	137	62	0	0	0	0
Schizophrenia	708	691	588	0	0	0	0
Social Conditions	2,365	277	246	1,576	274	0	77
Substance Related	706	108	630	1	1	0	32
Deferred/No Diagnosis	207	80	40	74	28	0	8
<b>County of Residence</b>							
Craig	680	530	448	6	256	0	1
Delaware	462	347	181	26	12	0	35
Kay	1,154	843	320	147	4	0	87
Mayes	644	420	218	102	78	0	18
Noble	226	121	93	18	13	0	6
Nowata	149	91	72	28	0	0	2
Osage	567	347	269	61	0	0	23
Ottawa	732	399	401	125	0	0	46

Notes: The same client may be counted in more than one category, e.g., clients can receive services under more than one contract source, in more than one "County of Residence," or may have multiple "Other Indicators." Please see Definition page for other considerations.

Oklahoma Department of Mental Health and Substance Abuse Services  
**Counts of Admitted Clients Served by Funding Source for Each Planning Area During FY1994**  
**PLANNING AREA = NORTHEAST**

	<b>Total</b>	<b>Funding Source</b>					<b>Other</b>
		<b>Mental Health</b>	<b>Substance Abuse</b>	<b>Domestic Violence</b>	<b>Residential Care</b>	<b>Medicaid</b>	
Pawnee	267	114	149	41	1	0	8
Payne	1,594	583	869	348	2	0	77
Rogers	843	574	442	33	75	0	2
Washington	1,366	439	470	744	2	0	1
<b>Other Indicators</b>							
Deaf and Hearing Impaired	70	48	43	3	3	0	4
Dual Diagnosis	949	838	518	12	9	0	16
Homeless	723	168	291	291	40	0	23
SED (6-17)	336	304	29	1	0	0	35
SMI (If ever)	2,727	2,240	1,732	154	420	0	41

Notes: The same client may be counted in more than one category, e.g., clients can receive services under more than one contract source, in more than one "County of Residence," or may have multiple "Other Indicators." Please see Definition page for other considerations.

**Oklahoma Department of Mental Health and Substance Abuse Services**  
**Counts of Admitted Clients Served by Funding Source for Each Planning Area During FY1994**  
**PLANNING AREA = NORTHWEST**

	Total	Funding Source					
		Mental Health	Substance Abuse	Domestic Violence	Residential Care	Medicaid	Other
<b>Total</b>							
Unduplicated Count	3,639	2,396	990	506	42	0	47
<b>Agency Type</b>							
Community Mental Health Center	2,313	2,289	187	0	0	0	11
Domestic Violence and Sexual Assault	506	0	0	502	0	0	3
Hospital	247	247	0	0	0	0	0
Other	5	1	0	4	0	0	0
Residential Care	42	0	0	0	42	0	0
Substance Abuse	831	6	814	0	0	0	33
<b>Sex</b>							
Female	1,888	1,354	285	381	14	0	15
Male	1,751	1,042	705	125	28	0	32
<b>Age</b>							
0-04	106	19	15	75	0	0	1
05-17	680	478	76	131	0	0	12
18-20	147	88	53	11	4	0	0
21-24	272	173	85	48	1	0	1
25-34	907	524	350	121	13	0	17
35-44	779	512	259	87	10	0	9
45-54	420	313	113	27	6	0	4
55-64	186	155	32	5	7	0	2
65-74	83	79	4	1	1	0	0
75-84	45	41	3	0	0	0	1
85+	14	14	0	0	0	0	0
<b>Race</b>							
White	3,108	2,143	780	399	34	0	40
Black	240	115	105	39	4	0	3
Native American	153	70	64	31	3	0	3
Hispanic	133	64	43	33	0	0	0
Asian	13	6	0	4	1	0	1
<b>Presenting Problem/Diagnosis</b>							
Alcohol Abuse	586	150	478	6	0	0	21
Developmental Disorder	179	178	2	0	0	0	1
Mood Disorder	810	800	65	0	0	0	1
Non Alcohol/Drug Related Organic	43	41	4	0	0	0	1
Other Non-Psychotic	312	307	23	0	0	0	1
Other Psychotic	122	115	6	1	5	0	2
Personality Disorder	97	96	19	0	0	0	1
Schizophrenia	251	250	15	0	0	0	0
Social Conditions	710	73	119	477	37	0	12
Substance Related	317	56	279	5	0	0	7
Deferred/No Diagnosis	445	427	3	17	0	0	0
<b>County of Residence</b>							
Alfalfa	100	70	26	8	0	0	1
Beaver	42	25	13	1	1	0	3
Cimarron	34	15	16	5	1	0	1
Ellis	39	24	5	10	0	0	0
Garfield	1,331	840	383	243	15	0	15
Grant	53	37	7	13	0	0	0
Harper	56	48	4	4	0	0	3
Kingfisher	197	170	69	4	0	0	0

Notes: The same client may be counted in more than one category, e.g., clients can receive services under more than one contract source, in more than one "County of Residence," or may have multiple "Other Indicators." Please see Definition page for other considerations.

Oklahoma Department of Mental Health and Substance Abuse Services  
**Counts of Admitted Clients Served by Funding Source for Each Planning Area During FY1994**  
**PLANNING AREA = NORTHWEST**

	<b>Total</b>	<b>Funding Source</b>					<b>Other</b>
		<b>Mental Health</b>	<b>Substance Abuse</b>	<b>Domestic Violence</b>	<b>Residential Care</b>	<b>Medicaid</b>	
Logan	507	289	213	24	0	0	12
Major	76	63	6	9	0	0	0
Texas	313	197	93	33	0	0	7
Woods	293	256	37	6	0	0	0
Woodward	659	388	131	146	25	0	5
<b>Other Indicators</b>							
Deaf and Hearing Impaired	18	16	3	0	0	0	0
Dual Diagnosis	458	434	122	3	0	0	2
Homeless	296	86	71	145	4	0	3
SED (6-17)	276	266	6	1	0	0	6
SMI (If ever)	1,414	1,258	259	54	42	0	5

Notes: The same client may be counted in more than one category, e.g., clients can receive services under more than one contract source, in more than one "County of Residence," or may have multiple "Other Indicators." Please see Definition page for other considerations.

**Oklahoma Department of Mental Health and Substance Abuse Services**  
**Counts of Admitted Clients Served by Funding Source for Each Planning Area During FY1994**  
**PLANNING AREA = OKLAHOMA CITY METRO**

	Total	Funding Source					Other
		Mental Health	Substance Abuse	Domestic Violence	Residential Care	Medicaid	
<b>Total</b>							
Unduplicated Count	14,832	6,461	8,049	1,538	153	0	2,226
<b>Agency Type</b>							
Community Mental Health Center	9,299	5,896	4,279	0	0	0	2,130
Domestic Violence and Sexual Assault	1,535	1	0	1,535	0	0	0
Hospital	1,080	1,080	0	0	0	0	0
Other	74	70	1	3	0	0	0
Residential Care	153	0	0	0	153	0	0
Substance Abuse	3,989	8	3,952	0	0	0	100
<b>Sex</b>							
Female	7,607	3,280	3,579	1,160	51	0	1,329
Male	7,225	3,181	4,470	378	102	0	897
<b>Age</b>							
0-04	608	180	73	323	0	0	82
05-17	2,677	1,513	725	370	0	0	569
18-20	494	225	240	72	7	0	64
21-24	980	470	489	146	10	0	93
25-34	3,477	1,485	2,123	318	40	0	331
35-44	3,364	1,377	2,318	210	40	0	359
45-54	1,534	644	1,035	74	29	0	193
55-64	803	306	558	20	14	0	130
65-74	442	142	288	5	11	0	118
75-84	284	76	125	0	2	0	166
85+	169	43	75	0	0	0	121
<b>Race</b>							
White	10,364	4,803	5,591	922	114	0	1,316
Black	3,185	1,129	1,762	408	28	0	773
Native American	769	287	455	98	11	0	105
Hispanic	466	220	210	84	0	0	22
Asian	96	38	44	26	0	0	10
<b>Presenting Problem/Diagnosis</b>							
Alcohol Abuse	2,125	477	1,857	0	2	0	36
Developmental Disorder	595	474	57	0	1	0	225
Mood Disorder	3,193	2,081	1,466	0	8	0	524
Non Alcohol/Drug Related Organic	506	137	253	0	0	0	306
Other Non-Psychotic	1,664	1,322	344	2	2	0	338
Other Psychotic	810	506	393	1	59	0	86
Personality Disorder	111	49	62	0	0	0	38
Schizophrenia	1,394	615	1,075	0	0	0	309
Social Conditions	3,051	732	676	1,534	79	0	262
Substance Related	2,106	255	1,923	0	3	0	60
Deferred/No Diagnosis	464	233	257	1	3	0	46
<b>County of Residence</b>							
Lincoln	624	240	234	30	0	0	384
Oklahoma	13,061	5,915	7,262	1,308	152	0	1,365
Pottawatomie	1,191	311	578	201	1	0	477
<b>Other Indicators</b>							
Deaf and Hearing Impaired	115	47	63	4	0	0	29
Dual Diagnosis	1,909	1,150	1,126	0	5	0	281
Homeless	1,326	473	670	334	9	0	17
SED (6-17)	696	621	102	0	0	0	118

Notes: The same client may be counted in more than one category, e.g., clients can receive services under more than one contract source, in more than one "County of Residence," or may have multiple "Other Indicators." Please see Definition page for other considerations.

Oklahoma Department of Mental Health and Substance Abuse Services  
 Counts of Admitted Clients Served by Funding Source for Each Planning Area During FY1994  
**PLANNING AREA = OKLAHOMA CITY METRO**

	Funding Source						
	Total	Mental Health	Substance Abuse	Domestic Violence	Residential Care	Medicaid	Other
SMI (If ever)	5,760	2,878	4,144	130	148	0	958

Notes: The same client may be counted in more than one category, e.g., clients can receive services under more than one contract source, in more than one "County of Residence," or may have multiple "Other Indicators." Please see Definition page for other considerations.

**Oklahoma Department of Mental Health and Substance Abuse Services**  
**Counts of Admitted Clients Served by Funding Source for Each Planning Area During FY1994**  
**PLANNING AREA = SOUTHEAST**

	Total	Funding Source					
		Mental Health	Substance Abuse	Domestic Violence	Residential Care	Medicaid	Other
<b>Total</b>							
Unduplicated Count	8,924	5,290	3,339	1,329	81	0	189
<b>Agency Type</b>							
Community Mental Health Center	6,245	5,104	1,907	0	0	0	170
Domestic Violence and Sexual Assault	1,329	1	0	1,329	0	0	0
Hospital	364	364	0	0	0	0	0
Other	4	3	1	0	0	0	0
Residential Care	81	0	0	0	81	0	0
Substance Abuse	1,498	7	1,490	0	0	0	20
<b>Sex</b>							
Female	4,855	2,889	1,547	966	39	0	101
Male	4,069	2,401	1,792	363	42	0	88
<b>Age</b>							
0-04	359	102	17	239	0	0	5
05-17	1,426	942	190	332	0	0	67
18-20	320	171	118	58	2	0	10
21-24	654	345	268	141	3	0	8
25-34	2,104	1,170	889	326	26	0	44
35-44	1,934	1,140	911	169	12	0	43
45-54	1,119	747	501	51	16	0	10
55-64	622	416	284	10	13	0	1
65-74	269	186	108	2	7	0	0
75-84	101	62	43	1	2	0	1
85+	16	9	10	0	0	0	0
<b>Race</b>							
White	7,117	4,392	2,650	914	59	0	146
Black	661	323	283	119	8	0	12
Native American	993	498	353	253	13	0	27
Hispanic	138	66	48	31	0	0	4
Asian	29	12	7	12	1	0	0
<b>Presenting Problem/Diagnosis</b>							
Alcohol Abuse	1,001	366	784	2	0	0	25
Developmental Disorder	348	327	17	6	0	0	18
Mood Disorder	2,101	1,698	725	3	5	0	23
Non Alcohol/Drug Related Organic	169	106	85	0	0	0	0
Other Non-Psychotic	1,194	1,063	208	0	0	0	31
Other Psychotic	423	327	148	0	19	0	1
Personality Disorder	88	63	43	0	0	0	2
Schizophrenia	913	639	404	0	0	0	3
Social Conditions	2,125	531	204	1,311	57	0	70
Substance Related	879	183	760	5	0	0	10
Deferred/No Diagnosis	102	90	11	5	0	0	6
<b>County of Residence</b>							
Atoka	224	152	71	7	1	0	4
Bryan	950	635	344	161	1	0	18
Carter	1,000	602	445	78	1	0	84
Choctaw	350	155	137	66	4	0	0
Coal	133	64	44	27	0	0	8
Garvin	560	353	273	35	0	0	3
Haskell	159	135	18	8	0	0	0
Hughes	230	169	50	25	1	0	3

Notes: The same client may be counted in more than one category, e.g., clients can receive services under more than one contract source, in more than one "County of Residence," or may have multiple "Other Indicators." Please see Definition page for other considerations.



Oklahoma Department of Mental Health and Substance Abuse Services  
**Counts of Admitted Clients Served by Funding Source for Each Planning Area During FY1994**  
**PLANNING AREA = SOUTHEAST**

	Total	Funding Source					Other
		Mental Health	Substance Abuse	Domestic Violence	Residential Care	Medicaid	
Johnston	245	190	89	15	0	0	2
Latimer	107	89	10	10	2	0	0
LeFlore	564	358	68	154	1	0	0
Love	151	106	50	13	1	0	2
Marshall	250	200	66	26	1	0	5
McCurtain	775	273	258	278	3	0	1
Murray	352	239	153	7	5	0	5
Pittsburgh	925	686	214	42	40	0	2
Pontotoc	1,118	465	486	317	19	0	28
Pushmataha	210	107	79	34	0	0	1
Seminole	731	344	500	30	1	0	23
<b>Other Indicators</b>							
Deaf and Hearing Impaired	59	37	30	1	2	0	0
Dual Diagnosis	1,010	815	432	0	1	0	10
Homeless	404	139	178	131	2	0	0
SED (6-17)	283	256	32	2	0	0	12
SMI (If ever)	3,461	2,322	1,819	88	78	0	21

Notes: The same client may be counted in more than one category, e.g., clients can receive services under more than one contract source, in more than one "County of Residence," or may have multiple "Other Indicators." Please see Definition page for other considerations.

**Oklahoma Department of Mental Health and Substance Abuse Services**  
**Counts of Admitted Clients Served by Funding Source for Each Planning Area During FY1994**  
**PLANNING AREA = SOUTHWEST**

	Total	Funding Source					
		Mental Health	Substance Abuse	Domestic Violence	Residential Care	Medicaid	Other
<b>Total</b>							
Unduplicated Count	6,007	3,394	2,079	1,142	147	0	181
<b>Agency Type</b>							
Community Mental Health Center	3,853	3,153	1,114	0	0	0	166
Domestic Violence and Sexual Assault	1,142	0	0	1,142	0	0	0
Hospital	353	353	0	0	0	0	0
Other	2	2	0	0	0	0	0
Residential Care	149	15	0	0	147	0	0
Substance Abuse	1,059	8	1,050	0	0	0	15
<b>Sex</b>							
	1	1	0	0	0	0	0
Female	3,209	1,859	799	848	69	0	91
Male	2,797	1,534	1,280	294	78	0	90
<b>Age</b>							
0-04	323	51	10	267	0	0	3
05-17	847	507	58	276	0	0	56
18-20	306	170	93	75	6	0	8
21-24	535	273	207	115	9	0	14
25-34	1,574	879	690	232	24	0	51
35-44	1,217	741	545	114	42	0	32
45-54	668	417	263	53	30	0	14
55-64	315	203	135	10	10	0	3
65-74	161	108	61	0	21	0	0
75-84	52	39	15	0	4	0	0
85+	9	6	2	0	1	0	0
<b>Race</b>							
White	4,277	2,611	1,480	642	115	0	128
Black	858	416	276	243	18	0	26
Native American	466	189	235	90	8	0	10
Hispanic	381	153	84	162	5	0	15
Asian	43	31	8	6	1	0	2
<b>Presenting Problem/Diagnosis</b>							
Alcohol Abuse	869	236	737	1	0	0	9
Developmental Disorder	167	161	4	0	1	0	14
Mood Disorder	1,177	919	386	0	1	0	31
Non Alcohol/Drug Related Organic	72	56	28	0	0	0	0
Other Non-Psychotic	874	780	131	0	1	0	22
Other Psychotic	303	256	73	0	22	0	14
Personality Disorder	68	44	42	0	0	0	3
Schizophrenia	521	391	204	0	0	0	26
Social Conditions	1,641	338	62	1,138	109	0	48
Substance Related	523	117	457	0	0	0	11
Deferred/No Diagnosis	227	181	54	3	15	0	3
<b>County of Residence</b>							
Beckham	646	349	368	35	28	0	25
Blaine	248	140	127	10	0	0	17
Caddo	360	215	145	33	0	0	5
Comanche	2,060	1,192	549	484	82	0	45
Cotton	60	36	16	6	4	0	0
Custer	789	412	337	114	1	0	33
Dewey	63	34	21	12	1	0	0

Notes: The same client may be counted in more than one category, e.g., clients can receive services under more than one contract source, in more than one "County of Residence," or may have multiple "Other Indicators." Please see Definition page for other considerations.

Oklahoma Department of Mental Health and Substance Abuse Services  
**Counts of Admitted Clients Served by Funding Source for Each Planning Area During FY1994**  
**PLANNING AREA = SOUTHWEST**

	Total	Funding Source					Other
		Mental Health	Substance Abuse	Domestic Violence	Residential Care	Medicaid	
Greer	144	82	50	20	0	0	9
Harmon	52	24	10	21	0	0	0
Jackson	621	254	111	280	2	0	18
Jefferson	43	29	20	1	1	0	0
Kiowa	263	155	98	34	1	0	9
Roger Mills	44	28	13	4	2	0	1
Stephens	425	273	156	37	26	0	2
Tillman	121	76	29	22	1	0	8
Washita	212	122	74	34	0	0	9
<b>Other Indicators</b>							
Deaf and Hearing Impaired	50	30	23	2	1	0	0
Dual Diagnosis	710	565	314	1	2	0	18
Homeless	635	128	271	265	6	0	9
SED (6-17)	327	297	13	0	0	0	37
SMI (If ever)	1,727	1,139	874	51	135	0	74

Notes: The same client may be counted in more than one category, e.g., clients can receive services under more than one contract source, in more than one "County of Residence," or may have multiple "Other Indicators." Please see Definition page for other considerations.

**Oklahoma Department of Mental Health and Substance Abuse Services**  
**Counts of Admitted Clients Served by Funding Source for Each Planning Area During FY1994**  
**PLANNING AREA = TULSA METRO**

	Total	Funding Source					
		Mental Health	Substance Abuse	Domestic Violence	Residential Care	Medicaid	Other
<b>Total</b>							
Unduplicated Count	8,698	3,819	5,785	1,150	59	0	103
<b>Agency Type</b>							
Community Mental Health Center	4,752	3,377	3,087	0	0	0	1
Domestic Violence and Sexual Assault	1,347	0	309	1,149	0	0	33
Hospital	824	824	0	0	0	0	0
Other	163	0	162	1	0	0	0
Residential Care	59	0	0	0	59	0	0
Substance Abuse	2,625	4	2,597	0	0	0	69
<b>Sex</b>							
Female	4,265	2,065	2,508	793	23	0	12
Male	4,433	1,754	3,277	357	36	0	91
<b>Age</b>							
0-04	358	43	53	265	0	0	0
05-17	603	256	140	224	0	0	3
18-20	311	152	200	43	2	0	2
21-24	719	325	516	86	3	0	10
25-34	2,648	1,106	1,979	263	8	0	33
35-44	2,433	1,055	1,818	206	14	0	33
45-54	1,032	552	709	43	6	0	14
55-64	414	230	264	16	17	0	7
65-74	146	79	87	2	8	0	1
75-84	29	18	17	1	1	0	0
85+	5	3	2	1	0	0	0
<b>Race</b>							
White	5,943	2,911	3,848	671	41	0	66
Black	1,948	642	1,373	351	13	0	22
Native American	567	177	433	66	5	0	11
Hispanic	226	73	118	56	0	0	2
Asian	43	26	24	6	0	0	2
<b>Presenting Problem/Diagnosis</b>							
Alcohol Abuse	1,386	182	1,283	6	3	0	49
Developmental Disorder	134	124	20	0	5	0	0
Mood Disorder	2,347	1,679	1,470	0	7	0	0
Non Alcohol/Drug Related Organic	91	64	59	0	0	0	0
Other Non-Psychotic	711	552	345	0	1	0	1
Other Psychotic	592	418	355	0	13	0	0
Personality Disorder	109	82	42	0	0	0	0
Schizophrenia	900	646	573	0	0	0	0
Social Conditions	1,510	121	337	1,127	29	0	24
Substance Related	1,616	121	1,557	15	2	0	29
Deferred/No Diagnosis	262	131	147	2	0	0	0
<b>County of Residence</b>							
Osage	15	7	13	0	0	0	0
Tulsa	8,687	3,814	5,776	1,150	59	0	103
<b>Other Indicators</b>							
Deaf and Hearing Impaired	37	20	20	2	0	0	3
Dual Diagnosis	1,780	1,143	1,375	17	6	0	2
Homeless	1,148	412	772	215	5	0	5
SED (6-17)	184	176	13	0	0	0	0
SMI (If ever)	3,441	2,350	2,285	100	59	0	9

Notes: The same client may be counted in more than one category, e.g., clients can receive services under more than one contract source, in more than one "County of Residence," or may have multiple "Other Indicators." Please see Definition page for other considerations.

**Oklahoma Department of Mental Health and Substance Abuse Services**  
**Counts of Admitted Clients Served by Funding Source for Each Planning Area During FY1994**  
**PLANNING AREA = UNKNOWN/OUT OF STATE**

	Total	Funding Source					
		Mental Health	Substance Abuse	Domestic Violence	Residential Care	Medicaid	Other
<b>Total</b>							
Unduplicated Count	980	188	424	391	11	0	13
<b>Agency Type</b>							
Community Mental Health Center	113	94	48	0	0	0	1
Domestic Violence and Sexual Assault	390	0	1	390	0	0	0
Hospital	105	105	0	0	0	0	0
Other	6	3	2	1	0	0	0
Residential Care	11	0	0	0	11	0	0
Substance Abuse	376	0	373	0	0	0	12
<b>Sex</b>							
Female	478	67	143	279	2	0	1
Male	502	121	281	112	9	0	12
<b>Age</b>							
0-04	109	0	6	103	0	0	0
05-17	235	7	125	104	0	0	0
18-20	47	8	28	13	0	0	1
21-24	78	7	40	33	0	0	1
25-34	226	69	94	71	4	0	4
35-44	181	51	90	42	5	0	6
45-54	73	32	28	19	1	0	1
55-64	21	8	10	4	0	0	0
65-74	6	5	2	1	0	0	0
75-84	4	1	1	1	1	0	0
<b>Race</b>							
White	723	149	342	245	10	0	9
Black	126	21	33	77	0	0	3
Native American	75	14	26	40	1	0	1
Hispanic	56	4	23	29	0	0	0
Asian	1	1	0	0	0	0	0
<b>Presenting Problem/Diagnosis</b>							
Alcohol Abuse	157	15	145	0	0	0	7
Developmental Disorder	2	1	0	0	1	0	0
Mood Disorder	62	54	13	0	1	0	0
Non Alcohol/Drug Related Organic	2	1	1	0	0	0	0
Other Non-Psychotic	16	16	4	0	0	0	0
Other Psychotic	52	47	9	0	2	0	0
Personality Disorder	1	0	1	0	0	0	0
Schizophrenia	33	29	6	0	0	0	0
Social Conditions	410	9	17	380	5	0	0
Substance Related	242	15	233	1	0	0	5
Deferred/No Diagnosis	17	4	1	10	2	0	1
<b>County of Residence</b>							
Out of State/Unknown	980	188	424	391	11	0	13
<b>Other Indicators</b>							
Deaf and Hearing Impaired	6	3	5	0	0	0	0
Dual Diagnosis	65	53	19	0	1	0	0
Homeless	271	50	85	142	4	0	4
SED (6-17)	11	4	7	0	0	0	0
SMI (If ever)	153	93	48	17	10	0	1

Notes: The same client may be counted in more than one category, e.g., clients can receive services under more than one contract source, in more than one "County of Residence," or may have multiple "Other Indicators." Please see Definition page for other considerations.

## **Definitions of Terms and Categorization Variables**

---

The following are definitions of terms and categorization variables used in this Data Book report.

### **Admitted Clients Served**

Admitted Clients Served had an admission transaction in the ICIS before or during the report year and had received a service during the year. They are counted only once in the total for each level of aggregation. This is called an unduplicated count.

### **Age**

Client age is computed using the client's age at the middle of the fiscal year.

### **Contacts**

Individuals are counted as contacts when they call or visit an agency, but are not admitted.

### **Funding Source**

Funding Source helps identify the payment source of services. Frequently, clients receive services under multiple funding sources. The funding source categories for this report were Mental Health, Substance Abuse, Domestic Violence, Residential Care, Medicaid, and Other.

### **ICIS**

The Oklahoma Department of Mental Health and Substance Abuse Services maintains an agency-wide database, the Integrated Client Information System (ICIS), to which all Department-funded services and transactions are reported. The ICIS contains demographic and service information about clients and agencies.

### **List of Agencies by Type**

The following is a list of agencies by type that provided data during the Fiscal Year 1994:

**AGENCY TYPE****AGENCY NAME****Community Mental Health**

ASSOCIATED CENTERS FOR THERAPY, INC.  
BILL WILLIS MENTAL HEALTH  
CARL ALBERT CMHC  
CENTRAL OKLAHOMA CMHC  
CHISHOLM TRAIL COUNSELING SERVICES  
COMMUNITY COUNSELING CENTER  
CREEKS MENTAL HEALTH SERVICES  
EDWIN FAIR CMHC  
FAMILY MENTAL HEALTHCENTER  
GRAND LAKE M.H.C.  
GREEN COUNTRY BEHAVIORAL HEALTH SERVICES  
HOPE COMMUNITY SERVICES, INC.  
JIM TALIAFERRO CMHC  
MENTAL HEALTH SERVICES OF SOUTHERN OKLAHOMA  
NORTH CARE CENTER  
OK COUNTY CRISIS INTERVENTION CENTER  
PARKSIDE, INC.  
RED ROCK BEHAVIORAL HEALTH SERVICES  
RED ROCK WEST  
STAR MENTAL HEALTH  
WESTERN STATE PSYCHIATRIC CENTER  
WHEATLAND MENTAL HEALTHCENTER, INC.

**Domestic Violence and Sexual Assault**

ACMI HOUSE INC  
ACTION ASSOCIATES, INC.  
COMMUNITY CRISIS CENTER, INC.  
CRISIS CONTROL CENTER  
D.V. PROG. OF N. CENTRAL OK.  
DOMESTIC ABUSE SAFE HOUSE-DASH  
DOMESTIC VIOLENCE INTERVENTION SERVICES  
FAMILY CRISIS & COUNSELING CENTER  
FAMILY CRISIS CENTER, INC.  
FAMILY SHELTER  
HELP-IN-CRISIS, INC.  
N.W. DOMESTIC CRISIS SERVICES  
NEW DIRECTIONS, INC.  
PROJECT SAFE, INC.  
S.O.S. FOR FAMILIES  
STILLWATER DOMESTIC VIOLENCE SERVICE INC.  
TULSA SEXUAL ASSAULT NURSE EXAMINERS PROGRAM  
WOMEN IN SAFE HOMES, INC.  
WOMEN'S CRISIS SERVICES  
WOMEN'S SERVICE & FAMILY RESOURCE CENTER  
WOMENS RESOURCE CENTER  
YWCA CRISIS CENTER  
YWCA OF OKC CRISIS SERVICES

**AGENCY TYPE****AGENCY NAME**

---

**Hospitals**

EASTERN STATE HOSPITAL  
GRIFFIN MEMORIAL HOSPITAL  
OKLAHOMA YOUTH CENTER  
WESTERN STATE HOSPITAL

**Other Agencies**

CENTER FOR CHILDREN & FAMILIES  
DIVORCE VISITATION ARBITRATION  
GREAT PLAINS IMPROVEMENT FND.  
HIV RESOURCE CONSORTIUM  
HOMINY HEALTH SRVCS CENTER INC.  
TULSA METROPOLITAN MINISTRY

**Residential Care**

AUTUMN YEARS RESIDENT RANCH  
BOLEY RESIDENTIAL CARE HOME  
CONNECTIONS RESIDENTIAL CARE  
COPP'S RESIDENTIAL CARE, INC.  
COUNTRY LANE RESID. CARE HOME  
DON MENTZER FACILITY  
DOW RESIDENTIAL CARE HOME  
DUNCAN COMMUNITY RESIDENCE INC  
DYCO PROPERTIES, INC.  
EDNA LEE'S RESIDENTIAL CARE  
ELM TREE HOUSE  
FAIR OAKS  
GREEN ACRES  
HIGH CEDAR RESIDENTIAL CARE  
LAKE FRANCIS RETIREMENT CENTER  
LAKEVIEW LODGING  
LEXINGTON ROOM & BOARD  
MILLER COZY HOME, INC.  
NORTH FORK RESIDENTIAL CARE  
PADEN RESIDENTIAL CARE  
PARKVIEW RESIDENTIAL CARE  
PATHWAYS SUPPORTIVE LIVING CENTER  
RAMBLING ROSE RESIDENTIAL CARE  
SANTE FE RESIDENTIAL CARE  
SOUTHWEST RETIREMENT HOME, INC  
SUGAR MOUNTAIN RETREAT  
SUNNY ACRES BOARDING MANOR, INC.  
SUNNY ACRES RESIDENTIAL CARE  
VIAN RESIDENTIAL CARE  
WESTCARE SUPP LIVING CENTER



**AGENCY TYPE****AGENCY NAME**

---

**Substance Abuse**

ADA AREA CHEMICAL DEPENDENCY CENTER, INC.  
ALPHA II, INC.  
BRIDGEWAY  
CAA TURNING POINT  
CARE FOR CHANGE, INC.  
CARVER CENTER  
COMMUNITY ALCOHOLISM SERVICES  
CROSSROADS COUNSELING  
DRUG RECOVERY, INC.  
EAGLE RIDGE INSTITUTE  
EDMOND FAMILY SERVICES, INC.  
FIRST WINGS OF FREEDOM  
FT. SUPPLY AL/DG TX CENTER  
GATEWAY TO PREVENTION/RECOVERY  
HOUSE OF HOPE, INC.  
INDIAN HEALTH CARE RESOURCE CENTER  
KIAMICHI COUNCIL ON ALCOHOLISM  
LEFLORE COUNTY YOUTH & FAMILY SERVICES, INC.  
LIFE IMPROVEMENT CENTER  
LOGAN COUNTY YOUTH AND FAMILY SERVICES INC.  
METRO TULSA SUBSTANCE ABUSE SERVICES  
MONARCH, INC.  
MOORE ALCOHOL AND DRUG CENTER  
MUSKOGEE CO COUNCIL YTH SV  
N.E. OK COUNCIL ON ALCOHOLISM  
N.W. FAMILY SERVICES, INC.  
NAIC CENTER OF OKLAHOMA ALCOHOL & DRUG SERVICES, INC.  
NATIVE AMERICAN CENTER OF RECOVERY  
NEW HOPE OF MANGUM  
NORMAN ALCOHOL AND DRUG TREATMENT CENTER  
OPPORTUNITIES, INC.  
PAYNE CO COUNSELING SERVICES, INC.  
ROADBACK, INC.  
ROGERS COUNTY DRUG ABUSE PROGRAM, INC.  
S.W. YOUTH & FAMILY SERVICES  
SECOND CHANCE CDU  
SOAARR, INC.  
STARTING POINT II, INC.  
STREET SCHOOL, INC.  
THE NEXT STEP NETWORK, INC.  
THE OAKS BEHAVIORAL HEALTH CENTER  
THE REFERRAL CENTER  
TRI-CITY SUBSTANCE ABUSE CENTER  
TRI-CITY YOUTH & FAMILY CENTER  
TURNING POINT  
TWELVE & TWELVE, INC.  
VINITA ALCOHOL AND DRUG TREATMENT CENTER

## **ODMHSAS**

Refers to the Oklahoma Department of Mental Health and Substance Abuse Services.

## **Other Indicators**

There are several groups of clients that are of special interest because they have special treatment needs, state or federal requirements regarding their placement or the services they receive, or because they are part of a priority population. The definitions of these groups and criteria for their selection are provided below:

- **Deaf and Hearing Impaired**

Clients who are deaf, hard of hearing, or indicated the need for an interpreter for the deaf were grouped to form the Deaf and Hearing Impaired category.

- **Homeless**

A homeless person under ICIS criteria is a person who: (a) lacks a fixed, regular and adequate night time residence AND (b) has a primary night time residence that is a supervised publicly or privately operated shelter designed to provide temporary living accommodations including welfare hotels, congregate shelters, halfway houses, and transitional housing for the mentally ill; or an institution that provides a temporary residence for individuals intended to be institutionalized; or a public or private place not designed for, or ordinarily used as, a regular sleeping accommodation for human beings, not limited to people living on the streets. Individuals are considered homeless if they have lost their permanent residence, and are temporarily living in a shelter to avoid being on the street. Prisoners being released or in the custody of a correctional facility are not considered homeless at the time of admission for treatment. The definition also excludes persons in a hospital, residential care facility, commercial hotel/motel, supervised apartment, or living with parent/other relative (even if only temporarily). The definition does include domestic violence and sexual assault shelters, as the persons have fled a residence that is not adequate (i.e., not safe).

- **Legal Status**

Legal Status has three categories; Voluntary, Civil Involuntary, and Criminal Involuntary. The categories of legal status (with ICIS codes) are as follows:

**Voluntary.** These clients enter treatment voluntarily and are coded Voluntary Admission (01), Court Voluntary (02), Informal Admission (16), or Other (18).

**Civil Involuntary.** These clients are required by the court system to receive services, even though they may be reluctant. They are coded Court Commitment (03), Order of Detention (06), Juvenile Court Order (07), Transfer – Other Legal Entity (08), Court Ordered Juveniles in Need of Treatment, DHS given custody (10), Court Ordered Juveniles in Need of Treatment Parental Custody Retained (11), Emergency Detention (12), Continued Court Detention (13), 28-Day Court Commitment (14), or Protective Custody (17).

**Criminal Involuntary.** These clients are required to receive services because they have been accused of or have committed a crime. Codes include the following; Incompetent to Stand Trial (04), Not Guilty by Reason of Insanity (05), Court Order for Observation and Evaluation (09), Court Referred DUI Clients (15), Criminal Hold (20), or Court Commit with Hold (21).

- **Adults with Serious Mental Illness (SMI)**

SMI denotes clients who have been identified **at any time** as having a serious mental illness using the formal ODMHSAS definition. According to this definition, an Adult with a Serious Mental Illness must be an individual 18 years of age or older.

- **Children with a Serious Emotional Disturbance (SED)**

SED refers to children who meet departmental criteria for having a Serious Emotional Disturbance.

- **Any Alcohol/Drug Problem**

A substance abuse client is one who has one or more DSM-IV Axis I primary, secondary or tertiary diagnoses from categories 1.a. or 1.b. (in the Dual Diagnosis definition below) or one or more ICIS Substance Abuse Related Problems (710-731, 741-743). Clients identified only as co-dependents are not identified as substance abusers.

- **Dual Diagnosis Client**

A dual diagnosis client is one who meets the criteria for having a substance abuse diagnosis from categories 1.a. or 1.b. below and meets the criteria for a mental illness based on one or more DSM-IV Axis II primary, secondary, or tertiary diagnoses from categories 2.a. through 2.e. below.

- 1.a. Psychoactive Substance Induced Organic Disorders: 291.0-291.8, 292.0-292.83, 292.89-282.99
- b. Psychoactive Substance Use Disorders: 303.0-305.99.
- 2.a. Schizophrenia: 295.10, 295.20, 295.30, 295.40, 295.60, 295.70, 295.90
- b. Delusional (Paranoid) Disorder: 297.1
- c. Other Psychotic Disorders: 295.40, 295.70, 297.3, 298.8, 298.9, 297.1, 297.3
- d. Mood Disorders: 296.20-296.7
- e. Borderline Personality Disorder: 301.83

## Presenting Problem/Diagnosis

Categories for this variable are based on the DSM-IV primary diagnosis or primary presenting problem. If the admitting agency has clinicians qualified to make a diagnosis, the diagnosis is used, otherwise, a presenting problem is used to define a client's category.

Categories	Codes
<b>Developmental Disorders</b>	
DSM-IV Codes:	302.5-302.69, 302.85, 307-307.39, 307.5-307.99, 309.21, 312-312.29, 312.9-313.21, 313.81-313.89, 314-314.99, 315-319.99, 299-299.99
Presenting Problems:	210, 240
<b>Non Alcohol/Drug Related Organic</b>	
DSM-IV Codes:	290-290.99, 293-293.83, 294-294.80, 310-310.10
<b>Alcohol Abuse</b>	
DSM-IV Codes:	291-291.99, 293.9, 303-303.99, 305-305.02
Presenting Problems:	741, 710, 711
<b>Other Substance Abuse</b>	
DSM-IV Codes:	305.1-305.99, 292-292.99, 304-304.99
Presenting Problems:	742, 743, 744, 720-731
<b>Schizophrenia</b>	
DSM-IV Codes:	295 (excluding 295.4, 295.7)

Categories	Codes
<b>Other Psychotic</b>	
DSM-IV Codes:	297-298.9, 295.40, 294.9, 295.70
Presenting Problems:	510-530, 650
<b>Mood Disorders</b>	
DSM-IV Codes:	296-296.99 301.13, 300.4-300.49, 293.89, 311-311.99
Presenting Problems:	500-503
<b>Other Non-Psychotic</b>	
DSM-IV Codes:	300-300.39, 300.6-300.99, 302-302.49, 302.7-302.84, 302.89-302.99, 307-4-307.49, 307.8, 312.8, 308.3-309.19, 309.23-309.99, 312.3, 316-316.99, 780.50
<b>Personality Disorders</b>	
DSM-IV Codes:	301-301.9
<b>Social Conditions</b>	
DSM-IV Codes:	V40.00-V40.60, V61-V71.02, 955.5-995.81
Presenting Problems:	740, 450, 620-632, 311-420
<b>Deferred/No Diagnosis</b>	
DSM-IV Codes:	799.9-799.90, V71.09
Presenting Problems:	110, 130

## Race

The Unknown category was utilized to group Clients who made no selection from the choices below indicating their race.

The following groupings are used for reporting race:

- White
- Black
- Native American
- Hispanic
- Asian
- Unknown

**Various Categories:**

In response to many special report requests in past years, the special reports table was generated to address the majority of those requests.

## **Description of the Data Book**

---

This Data Book displays Counts of Admitted Clients Served by Funding Source for Sex, Age, Race, Presenting Problem/Diagnosis, County of Residence, and Other Indicators. It contains six tables presenting data for 1) Statewide Total, 2) Agency, 3) Agency Type, 4) County of Residence, 5) Planning Area, and 6) Various Categories.

### **Admitted Clients Served by Funding Source**

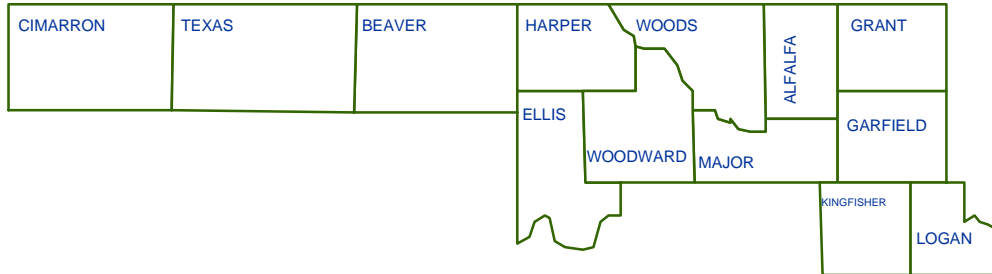
Admitted Clients Served are clients who have an admission transaction in the ICIS before or during the report year and had received a service during the report year. They are counted only once in the total for each level of aggregation or category in which they appear. This is called an unduplicated count. For example, a client may receive services at one hospital and then receive services at another hospital in the same year. This client would be counted twice (once at each hospital) in the agency report, but only once in the agency type and statewide tables. Because information such as age and sex should remain constant (except for data entry errors), counts for categories of these variables will sum to the total clients served on each table. Variables that might change from admission at one facility to admission at another or over time, (e.g., legal status, diagnosis, and target population) can be counted in more than one category and should not be summed.

This Data Book shows only clients who were admitted for services and excludes contacts. It enumerates admitted clients, but further limits the counts to specific subgroups of the client population. Each individual counted has received a service at some time during the year regardless of the year he/she was admitted. Clients are grouped by frequently referenced demographics: Sex, Age, Race, Presenting Problem/Diagnosis, County of Residence, and Other Indicators. A client may be in more than one of these groups, or a client's group may change during the year. As a result, the sum of target populations exceeds the total number served. However, for any given population, the age, race, and sex, which do not change (age is calculated as of a single point in time), are unduplicated counts and should equal the total.

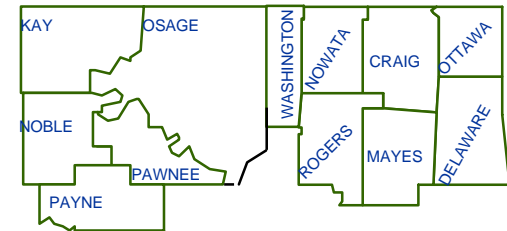
OKLAHOMA DEPARTMENT OF MENTAL HEALTH  
AND SUBSTANCE ABUSE SERVICES

# Planning Areas

Northwest



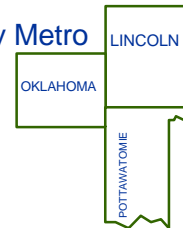
Northeast



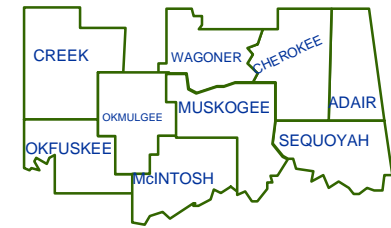
Tulsa Metro



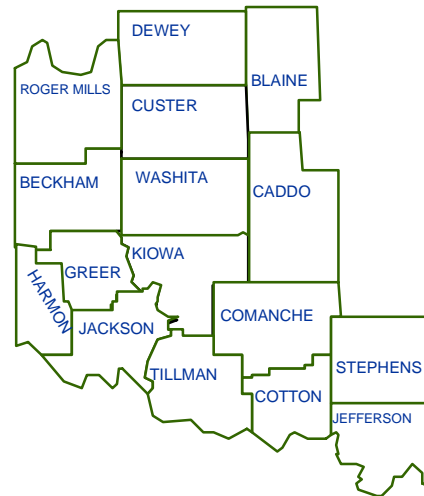
Oklahoma City Metro



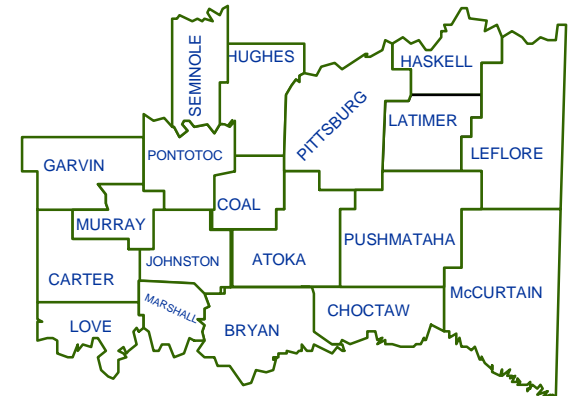
East Central



Central



Southwest



Southeast