

data

BOOK FOR FISCAL YEAR 1995

Admitted Clients Served
By Funding Source

Table 5. Counts of Admitted
Clients Served for each
Planning Area

DATA BOOK FOR FISCAL YEAR 1995

Published by

Oklahoma Department of Mental Health and Substance Abuse
Services

Prepared by

Ali Akour, Ph.D.

Data Analyst, Evaluation and Data Analysis Section
Decision Support Services

2002

Terry Cline, Ph.D., Commissioner
Steve Davis, Ph.D., Director of Decision Support Services
Mark Reynolds, Ed. D., Evaluation & Data Analysis Data Projects Manager

Public Domain Notice

The Data Book for Fiscal Year 1995 is in the public domain and may be reproduced or copied without permission from the Oklahoma Department of Mental Health and Substance Abuse Services. However, this publication may not be reproduced or distributed for a fee without the specific, written authorization of Oklahoma Department of Mental Health and Substance Abuse Services. Citation of the source is appreciated.

Electronic Access to Publication

This publication is available on the World Wide Web at:
<http://www.odmhsas.org/specialreports.htm>

How to Contact Us

**Oklahoma Department of Mental Health and Substance Abuse Services
Evaluation and Data Analysis Section**

P.O. Box 53277
Oklahoma City, OK 73152-3277
(405) 522-3813

Contents

Introduction

Admitted Clients Served by Funding Source

- Table 1. Counts of Admitted Clients Served for **Statewide Total**
- Table 2. Counts of Admitted Clients Served for each **Agency**
- Table 3. Counts of Admitted Clients Served for each **Agency Type**
- Table 4. Counts of Admitted Clients Served for each **County of Residence**
- Table 5. Counts of Admitted Clients Served for each **Planning Area**
- Table 6. Counts of Admitted Clients Served for **Various Categories**

Appendix

Definitions of Terms and Categorization Variables

Description of the Data Book

Map of Planning Areas

DATA BOOK FOR FISCAL YEAR 1995

Introduction

Prior to Fiscal Year 1999, any client seen at an Oklahoma Department of Mental Health and Substance Abuse Services (ODMHSAS) contracted facility was reported, regardless of who paid for the service. Starting with Fiscal Year 1999, only clients funded in full or in part by ODMHSAS were reported. Therefore, previous years' reported client counts will be larger than in following years.

During the Fiscal Year 1995, the State of Oklahoma expenditures on community mental health services, inpatient facilities, substance abuse services, domestic violence/sexual assault services, and departmental management amounted to approximately \$158 million dollars. An unduplicated total of approximately 91,731 recipients were served system-wide in FY 1995. The unduplicated total of 91,731 recipients consists of 64,924 recipients that were admitted and served and 26,807 recipients that were contacts. This Data Book report is generated to provide basic information about these recipients for policy makers, interest groups, and others working to improve the quality of life for those in need.

The Data Book report is produced by the Evaluation and Data Analysis Section of the Decision Support Services Division at the ODMHSAS. The report summarizes demographic information for clients served in agencies operated by or funded through ODMHSAS. To create the Data Book report, data are extracted from the ODMHSAS Integrated Client Information System (ICIS). ICIS contains demographic and service information about service recipients and agencies.

This Data Book report focuses on Admitted Clients Served by Funding Source. To meet the specific needs of a variety of entities, the information is divided into tables and each table presents a different view of the data. Definitions of terms and a map of planning areas are also provided.

Oklahoma Department of Mental Health and Substance Abuse Services
Counts of Admitted Clients Served by Funding Source for Each Planning Area During FY1995
PLANNING AREA = CENTRAL

	Total	Funding Source					
		Mental Health	Substance Abuse	Domestic Violence	Residential Care	Medicaid	Other
Total							
Unduplicated Count	5,746	3,127	2,456	526	313	2	240
Agency Type							
Community Mental Health Center	3,226	2,763	823	0	0	2	103
Domestic Violence and Sexual Assault	526	0	0	526	0	0	0
Hospital	350	350	0	0	0	0	0
Other	150	150	0	0	0	0	0
Residential Care	313	0	0	0	313	0	0
Substance Abuse	1,768	3	1,641	0	0	0	137
Sex							
Female	2,960	1,648	1,217	412	136	2	51
Male	2,786	1,479	1,239	114	177	0	189
Age							
0-04	160	60	15	90	0	0	7
05-17	1,252	726	478	119	0	0	13
18-20	209	93	95	22	8	0	10
21-24	366	165	175	47	13	0	15
25-34	1,311	654	582	136	64	0	69
35-44	1,289	708	610	91	86	0	43
45-54	668	406	296	18	65	1	27
55-64	299	195	124	2	40	0	21
65-74	141	91	57	0	28	1	24
75-84	41	26	17	1	7	0	8
85+	10	3	7	0	2	0	3
Race							
White	4,778	2,676	2,053	402	254	2	171
Black	391	178	154	44	35	0	46
Native American	376	166	168	56	16	0	12
Hispanic	181	94	70	23	5	0	9
Asian	34	16	14	2	3	0	2
Presenting Problem/Diagnosis							
Alcohol Abuse	595	85	504	3	1	0	33
Developmental Disorder	322	288	31	0	18	0	9
Mood Disorder	1,459	1,192	346	7	115	1	11
Non Alcohol/Drug Related Organic	67	32	38	0	0	0	28
Other Non-Psychotic	591	533	106	0	0	0	16
Other Psychotic	370	293	58	0	68	0	8
Personality Disorder	21	17	7	0	0	0	0
Schizophrenia	555	444	172	0	0	1	22
Social Conditions	1,271	270	464	466	93	0	3
Substance Related	896	61	748	1	0	0	110
Deferred/No Diagnosis	95	6	10	52	28	0	0
County of Residence							
Canadian	1,276	888	558	68	88	0	10
Cleveland	3,150	1,508	1,274	240	225	2	218
Grady	1,170	633	561	200	0	0	4
McClain	201	111	68	20	1	0	8
Other Indicators							
Deaf and Hearing Impaired	51	27	19	3	2	0	8
Dual Diagnosis	629	502	188	0	3	1	14
Homeless	387	112	104	180	7	0	5

Notes: The same client may be counted in more than one category, e.g., clients can receive services under more than one contract source, in more than one "County of Residence," or may have multiple "Other Indicators." Please see Definition page for other considerations.

Oklahoma Department of Mental Health and Substance Abuse Services
 Counts of Admitted Clients Served by Funding Source for Each Planning Area During FY1995
PLANNING AREA = CENTRAL

	Funding Source						
	Total	Mental Health	Substance Abuse	Domestic Violence	Residential Care	Medicaid	Other
SED (6-17)	418	389	54	0	0	0	6
SMI (If ever)	2,205	1,536	909	62	312	2	75

Notes: The same client may be counted in more than one category, e.g., clients can receive services under more than one contract source, in more than one "County of Residence," or may have multiple "Other Indicators." Please see Definition page for other considerations.

Oklahoma Department of Mental Health and Substance Abuse Services
Counts of Admitted Clients Served by Funding Source for Each Planning Area During FY1995
PLANNING AREA = EAST CENTRAL

		Funding Source						
		Total	Mental Health	Substance Abuse	Domestic Violence	Residential Care	Medicaid	Other
Total	Unduplicated Count	7,615	5,424	3,096	733	360	2	61
Agency Type	Community Mental Health Center	5,789	5,087	2,143	0	0	2	14
	Domestic Violence and Sexual Assault	752	0	23	731	0	0	5
	Hospital	495	495	0	0	0	0	0
	Other	69	46	21	2	0	0	0
	Residential Care	360	0	0	0	360	0	0
	Substance Abuse	995	6	985	0	0	0	42
Sex	Female	3,951	2,849	1,485	555	144	1	14
	Male	3,664	2,575	1,611	178	216	1	47
Age	0-04	301	120	32	163	0	0	0
	05-17	1,660	1,375	189	203	0	2	13
	18-20	298	223	99	32	4	0	2
	21-24	459	278	225	52	11	0	7
	25-34	1,707	1,139	837	160	77	0	15
	35-44	1,574	1,103	815	83	108	0	16
	45-54	889	678	465	30	79	0	6
	55-64	444	322	263	6	50	0	0
	65-74	208	144	118	4	26	0	1
	75-84	62	38	41	0	5	0	1
	85+	13	4	12	0	0	0	0
Race	White	5,510	4,092	2,174	435	227	0	40
	Black	978	712	450	80	71	2	7
	Native American	1,007	564	420	188	55	0	11
	Hispanic	119	51	46	27	7	0	3
	Asian	21	12	7	3	0	0	0
Presenting Problem/Diagnosis	Alcohol Abuse	620	153	522	0	4	0	22
	Developmental Disorder	600	478	57	1	110	1	0
	Mood Disorder	2,129	1,854	797	4	70	0	3
	Non Alcohol/Drug Related Organic	114	93	47	0	0	0	0
	Other Non-Psychotic	848	810	181	0	0	0	1
	Other Psychotic	526	361	183	1	130	0	0
	Personality Disorder	81	66	41	0	0	0	0
	Schizophrenia	810	637	488	0	2	0	0
	Social Conditions	1,693	865	222	677	43	1	7
	Substance Related	744	196	612	2	4	0	28
	Deferred/No Diagnosis	172	91	24	48	17	0	0
County of Residence	Adair	286	190	71	54	21	0	2
	Cherokee	831	564	144	136	104	0	6
	Creek	884	412	654	70	1	0	15
	McIntosh	583	407	360	8	56	0	3
	Muskogee	2,889	2,391	1,023	269	42	2	10
	Okfuskee	300	146	209	27	39	0	2
	Okmulgee	767	411	448	42	35	0	14
	Sequoyah	697	598	61	55	70	0	0

Notes: The same client may be counted in more than one category, e.g., clients can receive services under more than one contract source, in more than one "County of Residence," or may have multiple "Other Indicators." Please see Definition page for other considerations.

Oklahoma Department of Mental Health and Substance Abuse Services
Counts of Admitted Clients Served by Funding Source for Each Planning Area During FY1995
PLANNING AREA = EAST CENTRAL

	Funding Source						
	Total	Mental Health	Substance Abuse	Domestic Violence	Residential Care	Medicaid	Other
Wagoner	548	366	149	72	5	0	9
Other Indicators							
Deaf and Hearing Impaired	119	63	90	0	2	0	3
Dual Diagnosis	994	852	446	2	13	0	4
Homeless	472	149	163	178	52	0	4
SED (6-17)	571	562	56	1	0	1	1
SMI (If ever)	3,559	2,848	1,913	79	358	0	13

Notes: The same client may be counted in more than one category, e.g., clients can receive services under more than one contract source, in more than one "County of Residence," or may have multiple "Other Indicators." Please see Definition page for other considerations.

Oklahoma Department of Mental Health and Substance Abuse Services
Counts of Admitted Clients Served by Funding Source for Each Planning Area During FY1995
PLANNING AREA = NORTHEAST

	Total	Funding Source					
		Mental Health	Substance Abuse	Domestic Violence	Residential Care	Medicaid	Other
Total							
Unduplicated Count	9,553	5,050	4,657	1,601	378	0	608
Agency Type							
Community Mental Health Center	5,570	4,593	2,382	0	0	0	429
Domestic Violence and Sexual Assault	1,567	1	18	1,544	0	0	45
Hospital	688	688	0	0	0	0	0
Other	231	55	130	59	0	0	0
Residential Care	378	0	0	0	378	0	0
Substance Abuse	2,266	0	2,218	0	0	0	136
Sex							
Female	4,886	2,721	2,071	1,173	120	0	230
Male	4,667	2,329	2,586	428	258	0	378
Age							
0-04	424	111	53	248	0	0	41
05-17	2,028	1,295	451	300	1	0	300
18-20	461	232	205	89	3	0	17
21-24	763	332	377	163	12	0	34
25-34	2,232	1,032	1,270	444	45	0	83
35-44	1,948	1,017	1,192	260	104	0	87
45-54	920	550	604	66	83	0	30
55-64	458	276	321	19	73	0	9
65-74	213	136	140	5	43	0	2
75-84	90	58	40	6	14	0	3
85+	16	11	4	1	0	0	2
Race							
White	7,410	4,078	3,563	1,196	281	0	411
Black	450	189	233	78	50	0	64
Native American	1,487	663	774	293	34	0	117
Hispanic	212	115	81	31	10	0	15
Asian	17	10	10	3	3	0	1
Presenting Problem/Diagnosis							
Alcohol Abuse	1,284	116	1,184	5	5	0	89
Developmental Disorder	931	612	125	59	90	0	180
Mood Disorder	2,264	1,807	1,077	11	85	0	57
Non Alcohol/Drug Related Organic	89	68	54	0	0	0	1
Other Non-Psychotic	1,433	1,208	424	0	0	0	81
Other Psychotic	441	303	207	1	78	0	3
Personality Disorder	132	110	81	0	0	0	3
Schizophrenia	731	486	618	0	0	0	2
Social Conditions	1,990	348	180	1,350	89	0	120
Substance Related	865	135	774	1	0	0	60
Deferred/No Diagnosis	280	25	38	178	38	0	14
County of Residence							
Craig	732	406	498	28	205	0	24
Delaware	611	373	319	37	14	0	43
Kay	1,326	994	324	135	5	0	137
Mayes	791	470	354	104	78	0	30
Noble	242	119	108	18	13	0	15
Nowata	161	100	75	26	1	0	2
Osage	675	368	272	86	1	0	98
Ottawa	950	465	565	122	1	0	36

Notes: The same client may be counted in more than one category, e.g., clients can receive services under more than one contract source, in more than one "County of Residence," or may have multiple "Other Indicators." Please see Definition page for other considerations.

Oklahoma Department of Mental Health and Substance Abuse Services
Counts of Admitted Clients Served by Funding Source for Each Planning Area During FY1995
PLANNING AREA = NORTHEAST

	Funding Source						
	Total	Mental Health	Substance Abuse	Domestic Violence	Residential Care	Medicaid	Other
Pawnee	252	121	139	24	0	0	22
Payne	1,674	695	825	344	1	0	159
Rogers	884	511	586	28	64	0	25
Washington	1,471	472	625	661	1	0	17
Other Indicators							
Deaf and Hearing Impaired	85	40	55	2	2	0	6
Dual Diagnosis	1,048	819	577	23	6	0	13
Homeless	759	183	252	337	37	0	63
SED (6-17)	699	578	104	2	0	0	146
SMI (If ever)	3,025	2,127	2,070	162	378	0	85

Notes: The same client may be counted in more than one category, e.g., clients can receive services under more than one contract source, in more than one "County of Residence," or may have multiple "Other Indicators." Please see Definition page for other considerations.

Oklahoma Department of Mental Health and Substance Abuse Services
Counts of Admitted Clients Served by Funding Source for Each Planning Area During FY1995
PLANNING AREA = NORTHWEST

	Total	Funding Source					
		Mental Health	Substance Abuse	Domestic Violence	Residential Care	Medicaid	Other
Total							
Unduplicated Count	3,755	2,561	1,023	436	21	0	233
Agency Type							
Community Mental Health Center	2,566	2,389	371	0	0	0	6
Domestic Violence and Sexual Assault	438	2	0	435	0	0	0
Hospital	65	65	0	0	0	0	0
Other	1	0	0	1	0	0	0
Residential Care	21	0	0	0	21	0	0
Substance Abuse	845	158	683	0	0	0	227
Sex							
Female	1,972	1,449	307	341	11	0	132
Male	1,783	1,112	716	95	10	0	101
Age							
0-04	103	13	19	78	0	0	8
05-17	761	551	137	94	0	0	93
18-20	160	102	37	27	2	0	9
21-24	307	191	115	42	1	0	16
25-34	863	534	306	107	3	0	54
35-44	813	556	276	62	6	0	42
45-54	407	315	90	23	3	0	9
55-64	201	161	39	3	6	0	2
65-74	86	84	3	0	0	0	0
75-84	39	39	1	0	0	0	0
85+	15	15	0	0	0	0	0
Race							
White	3,245	2,291	800	355	16	0	188
Black	242	139	108	29	3	0	21
Native American	141	58	77	26	1	0	14
Hispanic	123	70	37	25	0	0	10
Asian	7	4	1	1	1	0	0
Presenting Problem/Diagnosis							
Alcohol Abuse	554	154	448	30	1	0	11
Developmental Disorder	235	223	8	3	0	0	24
Mood Disorder	1,085	1,049	64	1	0	0	46
Non Alcohol/Drug Related Organic	43	41	1	0	0	0	2
Other Non-Psychotic	337	331	21	0	0	0	11
Other Psychotic	157	143	11	1	5	0	12
Personality Disorder	87	87	12	0	0	0	1
Schizophrenia	224	223	6	0	0	0	0
Social Conditions	721	270	155	328	1	0	68
Substance Related	382	81	306	33	0	0	38
Deferred/No Diagnosis	88	19	9	41	15	0	20
County of Residence							
Alfalfa	102	77	23	7	0	0	2
Beaver	46	30	11	3	1	0	1
Cimarron	27	13	11	2	1	0	0
Ellis	46	33	9	7	0	0	0
Garfield	1,444	874	433	235	2	0	189
Grant	66	56	5	7	0	0	4
Harper	48	44	5	2	0	0	1
Kingfisher	220	198	59	4	2	0	11

Notes: The same client may be counted in more than one category, e.g., clients can receive services under more than one contract source, in more than one "County of Residence," or may have multiple "Other Indicators." Please see Definition page for other considerations.

Oklahoma Department of Mental Health and Substance Abuse Services
Counts of Admitted Clients Served by Funding Source for Each Planning Area During FY1995
PLANNING AREA = NORTHWEST

	Total	Funding Source					Other
		Mental Health	Substance Abuse	Domestic Violence	Residential Care	Medicaid	
Logan	519	296	238	25	0	0	19
Major	79	64	11	8	0	0	1
Texas	289	206	69	25	1	0	1
Woods	263	233	33	3	0	0	1
Woodward	638	454	126	108	14	0	3
Other Indicators							
Deaf and Hearing Impaired	28	19	8	1	0	0	0
Dual Diagnosis	377	356	77	2	1	0	19
Homeless	287	86	58	174	2	0	7
SED (6-17)	285	270	6	0	0	0	17
SMI (If ever)	1,495	1,368	230	56	20	0	47

Notes: The same client may be counted in more than one category, e.g., clients can receive services under more than one contract source, in more than one "County of Residence," or may have multiple "Other Indicators." Please see Definition page for other considerations.

Oklahoma Department of Mental Health and Substance Abuse Services
Counts of Admitted Clients Served by Funding Source for Each Planning Area During FY1995
PLANNING AREA = OKLAHOMA CITY METRO

	Total	Funding Source					Medicaid	Other
		Mental Health	Substance Abuse	Domestic Violence	Residential Care			
Total								
Unduplicated Count	14,710	5,110	7,948	1,509	167	2	3,589	
Agency Type								
Community Mental Health Center	9,576	4,605	4,350	0	0	2	3,465	
Domestic Violence and Sexual Assault	1,508	0	0	1,508	0	0	0	
Hospital	933	933	0	0	0	0	0	
Other	76	74	1	1	0	0	0	
Residential Care	167	0	0	0	167	0	0	
Substance Abuse	3,773	19	3,738	0	0	0	127	
Sex								
Female	7,446	2,382	3,700	1,106	60	1	2,069	
Male	7,264	2,728	4,248	403	107	1	1,520	
Age								
0-04	603	167	106	281	0	0	126	
05-17	2,864	1,619	683	309	0	0	887	
18-20	486	166	249	67	8	0	92	
21-24	915	356	484	122	14	0	162	
25-34	3,302	1,107	2,032	394	35	1	562	
35-44	3,413	1,023	2,305	238	60	1	638	
45-54	1,467	394	1,032	74	27	0	339	
55-64	754	173	532	16	17	0	227	
65-74	439	49	301	8	5	0	218	
75-84	285	29	149	0	1	0	202	
85+	182	27	75	0	0	0	136	
Race								
White	10,093	3,568	5,496	878	119	2	2,432	
Black	3,296	1,076	1,704	468	34	0	902	
Native American	796	253	474	93	8	0	164	
Hispanic	488	182	241	66	3	0	70	
Asian	91	40	46	8	3	0	22	
Presenting Problem/Diagnosis								
Alcohol Abuse	1,750	453	1,424	0	1	0	59	
Developmental Disorder	784	596	78	3	6	0	299	
Mood Disorder	3,396	1,568	1,706	5	82	0	1,030	
Non Alcohol/Drug Related Organic	440	71	240	0	0	0	269	
Other Non-Psychotic	1,569	869	337	0	0	1	735	
Other Psychotic	946	514	514	0	29	0	150	
Personality Disorder	79	13	55	0	0	0	41	
Schizophrenia	1,388	424	1,064	0	0	1	361	
Social Conditions	3,028	605	662	1,455	23	0	528	
Substance Related	2,280	317	2,061	0	0	0	114	
Deferred/No Diagnosis	172	26	63	47	34	0	13	
County of Residence								
Lincoln	663	129	229	35	2	0	464	
Oklahoma	12,887	4,720	7,232	1,269	162	2	2,578	
Pottawatomie	1,212	267	508	207	3	0	548	
Other Indicators								
Deaf and Hearing Impaired	109	26	55	5	0	0	41	
Dual Diagnosis	1,947	975	1,151	0	1	0	413	
Homeless	1,167	537	534	234	6	0	60	
SED (6-17)	1,017	884	81	0	0	0	269	

Notes: The same client may be counted in more than one category, e.g., clients can receive services under more than one contract source, in more than one "County of Residence," or may have multiple "Other Indicators." Please see Definition page for other considerations.

Oklahoma Department of Mental Health and Substance Abuse Services
 Counts of Admitted Clients Served by Funding Source for Each Planning Area During FY1995
PLANNING AREA = OKLAHOMA CITY METRO

	Funding Source					
	Total	Mental Health	Substance Abuse	Domestic Violence	Residential Care	Medicaid Other
SMI (If ever)	5,926	2,209	4,273	143	167	2 1,462

Notes: The same client may be counted in more than one category, e.g., clients can receive services under more than one contract source, in more than one "County of Residence," or may have multiple "Other Indicators." Please see Definition page for other considerations.

Oklahoma Department of Mental Health and Substance Abuse Services
Counts of Admitted Clients Served by Funding Source for Each Planning Area During FY1995
PLANNING AREA = SOUTHEAST

	Total	Funding Source					
		Mental Health	Substance Abuse	Domestic Violence	Residential Care	Medicaid	Other
Total							
Unduplicated Count	9,397	5,520	3,474	1,309	75	0	364
Agency Type							
Community Mental Health Center	6,746	5,363	1,969	0	0	0	324
Domestic Violence and Sexual Assault	1,309	0	0	1,309	0	0	0
Hospital	303	303	0	0	0	0	0
Other	4	2	2	0	0	0	0
Residential Care	75	0	0	0	75	0	0
Substance Abuse	1,597	5	1,586	0	0	0	43
Sex							
Female	5,065	2,939	1,624	972	38	0	209
Male	4,332	2,581	1,850	337	37	0	155
Age							
0-04	397	152	39	207	0	0	17
05-17	1,696	1,188	231	289	0	0	124
18-20	381	215	135	68	1	0	26
21-24	635	335	252	116	0	0	29
25-34	2,115	1,119	908	350	19	0	80
35-44	2,054	1,165	954	203	16	0	64
45-54	1,157	723	524	55	19	0	18
55-64	600	383	269	16	11	0	4
65-74	263	167	115	3	7	0	2
75-84	88	64	38	2	2	0	0
85+	11	9	9	0	0	0	0
Race							
White	7,397	4,491	2,734	905	60	0	266
Black	707	349	313	121	5	0	19
Native American	1,098	563	375	241	9	0	68
Hispanic	175	101	45	37	0	0	11
Asian	29	18	8	6	1	0	0
Presenting Problem/Diagnosis							
Alcohol Abuse	920	285	752	7	1	0	28
Developmental Disorder	564	461	19	71	9	0	22
Mood Disorder	2,318	1,822	733	11	20	0	38
Non Alcohol/Drug Related Organic	145	95	67	0	0	0	1
Other Non-Psychotic	1,259	1,088	231	0	0	0	65
Other Psychotic	495	401	149	1	16	0	3
Personality Disorder	64	43	28	0	0	0	0
Schizophrenia	848	577	362	0	0	0	1
Social Conditions	2,136	599	254	1,185	24	0	185
Substance Related	1,069	263	929	3	1	0	25
Deferred/No Diagnosis	50	4	8	34	4	0	0
County of Residence							
Atoka	238	157	70	8	0	0	14
Bryan	967	633	358	146	0	0	14
Carter	1,130	687	415	130	1	0	117
Choctaw	374	181	133	88	2	0	0
Coal	135	55	51	18	1	0	18
Garvin	523	293	265	26	0	0	26
Haskell	159	138	22	1	0	0	3
Hughes	208	149	58	11	2	0	7

Notes: The same client may be counted in more than one category, e.g., clients can receive services under more than one contract source, in more than one "County of Residence," or may have multiple "Other Indicators." Please see Definition page for other considerations.

Oklahoma Department of Mental Health and Substance Abuse Services
Counts of Admitted Clients Served by Funding Source for Each Planning Area During FY1995
PLANNING AREA = SOUTHEAST

	Total	Funding Source					Other
		Mental Health	Substance Abuse	Domestic Violence	Residential Care	Medicaid	
Johnston	287	192	123	13	0	0	5
Latimer	143	100	37	13	2	0	0
LeFlore	620	386	87	171	2	0	1
Love	169	121	65	9	0	0	4
Marshall	296	228	131	11	0	0	7
McCurtain	874	358	264	294	8	0	2
Murray	317	198	150	4	5	0	10
Pittsburgh	1,078	797	274	45	31	0	4
Pontotoc	1,012	454	434	255	18	0	22
Pushmataha	199	123	49	33	0	0	2
Seminole	789	297	504	42	3	0	108
Other Indicators							
Deaf and Hearing Impaired	59	38	23	1	1	0	2
Dual Diagnosis	983	801	384	0	2	0	10
Homeless	394	126	142	152	6	0	2
SED (6-17)	416	385	16	0	0	0	37
SMI (If ever)	3,428	2,205	1,760	101	75	0	42

Notes: The same client may be counted in more than one category, e.g., clients can receive services under more than one contract source, in more than one "County of Residence," or may have multiple "Other Indicators." Please see Definition page for other considerations.

Oklahoma Department of Mental Health and Substance Abuse Services
Counts of Admitted Clients Served by Funding Source for Each Planning Area During FY1995
PLANNING AREA = SOUTHWEST

	Total	Funding Source					
		Mental Health	Substance Abuse	Domestic Violence	Residential Care	Medicaid	Other
Total							
Unduplicated Count	6,308	3,694	2,295	1,071	128	0	215
Agency Type							
Community Mental Health Center	4,417	3,644	1,350	0	0	0	190
Domestic Violence and Sexual Assault	1,071	1	0	1,071	0	0	0
Hospital	85	85	0	0	0	0	0
Other	2	2	0	0	0	0	0
Residential Care	138	17	0	0	128	0	0
Substance Abuse	1,052	2	1,044	0	0	0	25
Sex							
Female	3,330	2,039	916	778	58	0	108
Male	2,978	1,655	1,379	293	70	0	107
Age							
0-04	288	56	13	217	0	0	14
05-17	1,023	619	100	293	1	0	73
18-20	303	177	115	59	5	0	9
21-24	511	286	206	99	7	0	14
25-34	1,635	936	726	224	27	0	44
35-44	1,366	814	644	138	29	0	41
45-54	682	456	277	36	27	0	17
55-64	293	198	139	4	12	0	3
65-74	151	112	51	1	18	0	0
75-84	47	33	18	0	2	0	0
85+	9	7	6	0	0	0	0
Race							
White	4,477	2,793	1,643	600	103	0	153
Black	875	459	288	220	16	0	30
Native American	500	219	245	98	4	0	16
Hispanic	442	199	118	149	5	0	11
Asian	39	28	9	7	0	0	5
Presenting Problem/Diagnosis							
Alcohol Abuse	850	286	670	0	0	0	16
Developmental Disorder	236	206	7	7	14	0	9
Mood Disorder	1,319	1,045	455	0	11	0	34
Non Alcohol/Drug Related Organic	75	55	32	0	0	0	0
Other Non-Psychotic	755	683	112	0	0	0	16
Other Psychotic	480	403	126	0	17	0	13
Personality Disorder	55	36	28	0	0	0	3
Schizophrenia	512	398	211	0	0	0	31
Social Conditions	1,514	416	64	996	27	0	66
Substance Related	793	227	665	1	0	0	27
Deferred/No Diagnosis	152	16	15	67	60	0	0
County of Residence							
Beckham	677	394	375	26	32	0	32
Blaine	276	136	135	8	1	0	32
Caddo	423	242	165	53	0	0	4
Comanche	2,082	1,267	560	426	59	0	62
Cotton	66	40	21	9	0	0	2
Custer	735	407	358	94	2	0	44
Dewey	58	33	24	7	0	0	1
Greer	184	110	87	17	0	0	1

Notes: The same client may be counted in more than one category, e.g., clients can receive services under more than one contract source, in more than one "County of Residence," or may have multiple "Other Indicators." Please see Definition page for other considerations.

Oklahoma Department of Mental Health and Substance Abuse Services
Counts of Admitted Clients Served by Funding Source for Each Planning Area During FY1995
PLANNING AREA = SOUTHWEST

	Total	Funding Source					Other
		Mental Health	Substance Abuse	Domestic Violence	Residential Care	Medicaid	
Harmon	52	20	17	20	0	0	0
Jackson	626	263	125	269	2	0	9
Jefferson	63	36	23	7	0	0	1
Kiowa	322	196	114	47	1	0	9
Roger Mills	38	16	16	9	0	0	2
Stephens	452	302	172	41	29	0	2
Tillman	142	83	42	21	0	0	3
Washita	270	180	117	20	3	0	11
Other Indicators							
Deaf and Hearing Impaired	43	23	22	1	2	0	0
Dual Diagnosis	701	552	291	0	1	0	17
Homeless	467	102	238	147	6	0	9
SED (6-17)	470	408	30	0	0	0	60
SMI (If ever)	1,858	1,253	982	54	123	0	76

Notes: The same client may be counted in more than one category, e.g., clients can receive services under more than one contract source, in more than one "County of Residence," or may have multiple "Other Indicators." Please see Definition page for other considerations.

Oklahoma Department of Mental Health and Substance Abuse Services
Counts of Admitted Clients Served by Funding Source for Each Planning Area During FY1995
PLANNING AREA = TULSA METRO

	Total	Funding Source					
		Mental Health	Substance Abuse	Domestic Violence	Residential Care	Medicaid	Other
Total							
Unduplicated Count	9,453	4,266	6,183	1,148	57	0	237
Agency Type							
Community Mental Health Center	5,748	3,872	3,600	0	0	0	7
Domestic Violence and Sexual Assault	1,338	0	304	1,147	0	0	28
Hospital	692	692	0	0	0	0	0
Other	187	2	185	1	0	0	0
Residential Care	57	0	0	0	57	0	0
Substance Abuse	2,536	9	2,494	0	0	0	202
Sex							
Female	4,616	2,253	2,691	823	25	0	38
Male	4,837	2,013	3,492	325	32	0	199
Age							
0-04	371	80	64	247	0	0	0
05-17	1,013	621	237	199	1	0	17
18-20	313	157	223	37	1	0	7
21-24	763	337	520	116	1	0	16
25-34	2,685	1,121	1,985	277	10	0	73
35-44	2,528	1,078	1,932	196	12	0	88
45-54	1,144	566	801	57	6	0	28
55-64	457	224	302	17	18	0	6
65-74	143	65	98	2	7	0	2
75-84	32	15	19	0	1	0	0
85+	4	2	2	0	0	0	0
Race							
White	6,426	3,167	4,144	650	43	0	162
Black	2,129	763	1,450	355	11	0	49
Native American	655	226	464	86	3	0	15
Hispanic	234	86	119	56	0	0	10
Asian	36	30	17	1	0	0	1
Presenting Problem/Diagnosis							
Alcohol Abuse	1,248	83	1,187	10	2	0	93
Developmental Disorder	299	281	20	1	6	0	0
Mood Disorder	2,827	2,016	1,727	0	14	0	1
Non Alcohol/Drug Related Organic	89	45	65	0	0	0	0
Other Non-Psychotic	859	660	383	0	0	0	1
Other Psychotic	757	512	471	0	17	0	0
Personality Disorder	124	90	54	0	0	0	0
Schizophrenia	924	557	625	0	0	0	1
Social Conditions	1,509	154	335	1,113	12	0	25
Substance Related	1,671	96	1,608	14	1	0	116
Deferred/No Diagnosis	159	8	135	11	5	0	0
County of Residence							
Osage	21	9	14	1	0	0	1
Tulsa	9,441	4,258	6,173	1,147	57	0	236
Other Indicators							
Deaf and Hearing Impaired	54	26	39	3	1	0	2
Dual Diagnosis	2,032	1,218	1,592	23	5	0	1
Homeless	1,141	389	824	193	2	0	39
SED (6-17)	469	459	11	0	0	0	1
SMI (If ever)	3,772	2,367	2,622	111	57	0	52

Notes: The same client may be counted in more than one category, e.g., clients can receive services under more than one contract source, in more than one "County of Residence," or may have multiple "Other Indicators." Please see Definition page for other considerations.

Oklahoma Department of Mental Health and Substance Abuse Services
Counts of Admitted Clients Served by Funding Source for Each Planning Area During FY1995
PLANNING AREA = UNKNOWN/OUT OF STATE

	Total	Funding Source					
		Mental Health	Substance Abuse	Domestic Violence	Residential Care	Medicaid	Other
Total							
Unduplicated Count	915	233	267	437	9	0	14
Agency Type							
Community Mental Health Center	168	146	48	0	0	0	0
Domestic Violence and Sexual Assault	438	0	2	437	0	0	2
Hospital	94	94	0	0	0	0	0
Other	3	3	0	0	0	0	0
Residential Care	9	0	0	0	9	0	0
Substance Abuse	222	5	218	0	0	0	12
Sex							
Female	459	80	66	325	0	0	4
Male	456	153	201	112	9	0	10
Age							
0-04	113	0	7	106	0	0	0
05-17	160	8	16	139	0	0	0
18-20	33	10	2	21	0	0	1
21-24	63	14	28	21	0	0	1
25-34	249	87	101	78	2	0	6
35-44	180	62	71	48	4	0	5
45-54	79	31	27	22	2	0	1
55-64	34	18	14	2	1	0	0
65-74	4	3	1	0	0	0	0
Race							
White	600	180	201	230	9	0	10
Black	149	25	36	95	0	0	3
Native American	83	11	14	60	0	0	0
Hispanic	73	15	16	43	0	0	1
Asian	12	3	0	9	0	0	0
Presenting Problem/Diagnosis							
Alcohol Abuse	114	18	103	1	0	0	7
Developmental Disorder	17	0	0	15	2	0	0
Mood Disorder	81	70	17	0	0	0	0
Non Alcohol/Drug Related Organic	5	5	1	0	0	0	0
Other Non-Psychotic	28	23	7	0	0	0	0
Other Psychotic	72	66	6	0	2	0	0
Personality Disorder	1	0	1	0	0	0	0
Schizophrenia	29	23	6	0	0	0	0
Social Conditions	424	8	18	401	1	0	2
Substance Related	125	25	104	0	0	0	5
Deferred/No Diagnosis	33	1	6	22	4	0	0
County of Residence							
Out of State/Unknown	915	233	267	437	9	0	14
Other Indicators							
Deaf and Hearing Impaired	7	3	1	3	0	0	0
Dual Diagnosis	92	81	18	0	0	0	0
Homeless	277	51	48	179	3	0	2
SED (6-17)	4	3	1	0	0	0	0
SMI (If ever)	167	116	36	15	9	0	1

Notes: The same client may be counted in more than one category, e.g., clients can receive services under more than one contract source, in more than one "County of Residence," or may have multiple "Other Indicators." Please see Definition page for other considerations.

Definitions of Terms and Categorization Variables

The following are definitions of terms and categorization variables used in this Data Book report.

Admitted Clients Served

Admitted Clients Served had an admission transaction in the ICIS before or during the report year and had received a service during the year. They are counted only once in the total for each level of aggregation. This is called an unduplicated count.

Age

Client age is computed using the client's age at the middle of the fiscal year.

Contacts

Individuals are counted as contacts when they call or visit an agency, but are not admitted.

Funding Source

Funding Source helps identify the payment source of services. Frequently, clients receive services under multiple funding sources. The funding source categories for this report were Mental Health, Substance Abuse, Domestic Violence, Residential Care, Medicaid, and Other.

ICIS

The Oklahoma Department of Mental Health and Substance Abuse Services maintains an agency-wide database, the Integrated Client Information System (ICIS), to which all Department-funded services and transactions are reported. The ICIS contains demographic and service information about clients and agencies.

List of Agencies by Type

The following is a list of agencies by type that provided data during the Fiscal Year 1995:

AGENCY TYPE**AGENCY NAME****Community Mental Health**

ASSOCIATED CENTERS FOR THERAPY, INC.
BILL WILLIS MENTAL HEALTH
CARL ALBERT CMHC
CENTRAL OKLAHOMA CMHC
CHISHOLM TRAIL COUNSELING SERVICES
COMMUNITY COUNSELING CENTER
CREEKS MENTAL HEALTH SERVICES
EDWIN FAIR CMHC
FAMILY MENTAL HEALTH CENTER
GRAND LAKE M.H.C.
GREEN COUNTRY BEHAVIORAL HEALTH SERVICES
HOPE COMMUNITY SERVICES, INC.
JIM TALIAFERRO CMHC
MENTAL HEALTH SERVICES OF SOUTHERN OKLAHOMA
NORTH CARE CENTER
OK COUNTY CRISIS INTERVENTION CENTER
PARKSIDE, INC.
RED ROCK BEHAVIORAL HEALTH SERVICES
RED ROCK WEST
STAR MENTAL HEALTH
WESTERN STATE PSYCHIATRIC CENTER
WHEATLAND MENTAL HEALTH CENTER, INC.

Domestic Violence and Sexual Assault

ACMI HOUSE INC
ACTION ASSOCIATES, INC.
COMMUNITY CRISIS CENTER, INC.
CRISIS CONTROL CENTER
D.V. PROG. OF N. CENTRAL OK.
DOMESTIC ABUSE SAFE HOUSE-DASH
DOMESTIC VIOLENCE INTERVENTION SERVICES
FAMILY CRISIS & COUNSELING CENTER
FAMILY CRISIS CENTER, INC.
FAMILY SHELTER
HELP-IN-CRISIS, INC.
N.W. DOMESTIC CRISIS SERVICES
NEW DIRECTIONS, INC.
PROJECT SAFE, INC.
S.O.S. FOR FAMILIES
STILLWATER DOMESTIC VIOLENCE SERVICE INC.
WOMEN IN SAFE HOMES, INC.
WOMEN'S CRISIS SERVICES
WOMEN'S SERVICE & FAMILY RESOURCE CENTER
WOMENS RESOURCE CENTER
YWCA CRISIS CENTER
YWCA OF OKC CRISIS SERVICES

AGENCY TYPE	AGENCY NAME
Hospitals	EASTERN STATE HOSPITAL GRIFFIN MEMORIAL HOSPITAL OKLAHOMA YOUTH CENTER
Other Agencies	CENTER FOR CHILDREN & FAMILIES DIVORCE VISITATION ARBITRATION GREAT PLAINS IMPROVEMENT FND. HIV RESOURCE CONSORTIUM HOMINY HEALTH SRVCS CENTER INC. PEOPLE INCORPORATED PROJECT HEARTLAND TULSA METROPOLITAN MINISTRY TULSA SEXUAL ASSAULT NURSE EXAMINERS PROGRAM
Residential Care	AUTUMN YEARS RESIDENT RANCH BOLEY RESIDENTIAL CARE HOME CONNECTIONS RESIDENTIAL CARE COPP'S RESIDENTIAL CARE, INC. COUNTRY LANE RESID. CARE HOME DON MENTZER FACILITY DOW RESIDENTIAL CARE HOME DUNCAN COMMUNITY RESIDENCE INC DYCO PROPERTIES, INC. EDNA LEE'S RESIDENTIAL CARE EL RENO RESIDENTIAL CARE ELM TREE HOUSE FAIR OAKS GREEN ACRES HIGH CEDAR RESIDENTIAL CARE LAKE FRANCIS RETIREMENT CENTER LAKEVIEW LODGING LEXINGTON ROOM & BOARD MILLER COZY HOME, INC. NORTH FORK RESIDENTIAL CARE PADEN RESIDENTIAL CARE PARKVIEW RESIDENTIAL CARE PATHWAYS SUPPORTIVE LIVING CENTER RAMBLING ROSE RESIDENTIAL CARE SANTE FE RESIDENTIAL CARE SOUTHWEST RETIREMENT HOME, INC SUGAR MOUNTAIN RETREAT SUNNY ACRES BOARDING MANOR, INC. SUNNY ACRES RESIDENTIAL CARE VIAN RESIDENTIAL CARE WESTCARE SUPP LIVING CENTER

AGENCY TYPE**AGENCY NAME**

Substance Abuse

ADA AREA CHEMICAL DEPENDENCY CENTER, INC.
ALPHA II, INC.
BRIDGEWAY
CAA TURNING POINT
CARE FOR CHANGE, INC.
CARVER CENTER
COMMUNITY ALCOHOLISM SERVICES
CROSSROADS COUNSELING
DRUG RECOVERY, INC.
EAGLE RIDGE INSTITUTE
EDMOND FAMILY SERVICES, INC.
FIRST WINGS OF FREEDOM
GATEWAY TO PREVENTION/RECOVERY
HOUSE OF HOPE, INC.
INDIAN HEALTH CARE RESOURCE CENTER
KIAMICHI COUNCIL ON ALCOHOLISM
LEFLORE COUNTY YOUTH & FAMILY SERVICES, INC.
LIFE IMPROVEMENT CENTER
LOGAN COUNTY YOUTH AND FAMILY SERVICES INC.
METRO TULSA SUBSTANCE ABUSE SERVICES
MONARCH, INC.
MOORE ALCOHOL AND DRUG CENTER
MUSKOGEE CO COUNCIL YTH SV
N.E. OK COUNCIL ON ALCOHOLISM
N.W. FAMILY SERVICES, INC.
NAIC CENTER OF OKLAHOMA ALCOHOL & DRUG SERVICES, INC.
NATIVE AMERICAN CENTER OF RECOVERY
NEW HOPE OF MANGUM
NORMAN ALCOHOL AND DRUG TREATMENT CENTER
OPPORTUNITIES, INC.
PALMER DRUG ABUSE PROGRAM INC.
PAYNE CO COUNSELING SERVICES, INC.
ROADBACK, INC.
ROGERS COUNTY DRUG ABUSE PROGRAM, INC.
S.W. YOUTH & FAMILY SERVICES
SECOND CHANCE CDU
SOAARR, INC.
STARTING POINT II, INC.
STREET SCHOOL, INC.
THE NEXT STEP NETWORK, INC.
THE OAKS BEHAVIORAL HEALTH CENTER
THE REFERRAL CENTER
TRI-CITY SUBSTANCE ABUSE CENTER
TRI-CITY YOUTH & FAMILY CENTER
TURNING POINT
TWELVE & TWELVE, INC.
VINITA ALCOHOL AND DRUG TREATMENT CENTER

ODMHSAS

Refers to the Oklahoma Department of Mental Health and Substance Abuse Services.

Other Indicators

There are several groups of clients that are of special interest because they have special treatment needs, state or federal requirements regarding their placement or the services they receive, or because they are part of a priority population. The definitions of these groups and criteria for their selection are provided below:

- **Deaf and Hearing Impaired**

Clients who are deaf, hard of hearing, or indicated the need for an interpreter for the deaf were grouped to form the Deaf and Hearing Impaired category.

- **Homeless**

A homeless person under ICIS criteria is a person who: (a) lacks a fixed, regular and adequate night time residence AND (b) has a primary night time residence that is a supervised publicly or privately operated shelter designed to provide temporary living accommodations including welfare hotels, congregate shelters, halfway houses, and transitional housing for the mentally ill; or an institution that provides a temporary residence for individuals intended to be institutionalized; or a public or private place not designed for, or ordinarily used as, a regular sleeping accommodation for human beings, not limited to people living on the streets. Individuals are considered homeless if they have lost their permanent residence, and are temporarily living in a shelter to avoid being on the street. Prisoners being released or in the custody of a correctional facility are not considered homeless at the time of admission for treatment. The definition also excludes persons in a hospital, residential care facility, commercial hotel/motel, supervised apartment, or living with parent/other relative (even if only temporarily). The definition does include domestic violence and sexual assault shelters, as the persons have fled a residence that is not adequate (i.e., not safe).

- **Legal Status**

Legal Status has three categories; Voluntary, Civil Involuntary, and Criminal Involuntary. The categories of legal status (with ICIS codes) are as follows:

Voluntary. These clients enter treatment voluntarily and are coded Voluntary Admission (01), Court Voluntary (02), Informal Admission (16), or Other (18).

Civil Involuntary. These clients are required by the court system to receive services, even though they may be reluctant. They are coded Court Commitment (03), Order of Detention (06), Juvenile Court Order (07), Transfer – Other Legal Entity (08), Court Ordered Juveniles in Need of Treatment, DHS given custody (10), Court Ordered Juveniles in Need of Treatment Parental Custody Retained (11), Emergency Detention (12), Continued Court Detention (13), 28-Day Court Commitment (14), or Protective Custody (17).

Criminal Involuntary. These clients are required to receive services because they have been accused of or have committed a crime. Codes include the following; Incompetent to Stand Trial (04), Not Guilty by Reason of Insanity (05), Court Order for Observation and Evaluation (09), Court Referred DUI Clients (15), Criminal Hold (20), or Court Commit with Hold (21).

- **Adults with Serious Mental Illness (SMI)**

SMI denotes clients who have been identified **at any time** as having a serious mental illness using the formal ODMHSAS definition. According to this definition, an Adult with a Serious Mental Illness must be an individual 18 years of age or older.

- **Children with a Serious Emotional Disturbance (SED)**

SED refers to children who meet departmental criteria for having a Serious Emotional Disturbance.

- **Any Alcohol/Drug Problem**

A substance abuse client is one who has one or more DSM-IV Axis I primary, secondary or tertiary diagnoses from categories 1.a. or 1.b. (in the Dual Diagnosis definition below) or one or more ICIS Substance Abuse Related Problems (710-731, 741-743). Clients identified only as co-dependents are not identified as substance abusers.

- **Dual Diagnosis Client**

A dual diagnosis client is one who meets the criteria for having a substance abuse diagnosis from categories 1.a. or 1.b. below and meets the criteria for a mental illness based on one or more DSM-IV Axis II primary, secondary, or tertiary diagnoses from categories 2.a. through 2.e. below.

- 1.a. Psychoactive Substance Induced Organic Disorders: 291.0-291.8, 292.0-292.83, 292.89-282.99
- b. Psychoactive Substance Use Disorders: 303.0-305.99.
- 2.a. Schizophrenia: 295.10, 295.20, 295.30, 295.40, 295.60, 295.70, 295.90
- b. Delusional (Paranoid) Disorder: 297.1
- c. Other Psychotic Disorders: 295.40, 295.70, 297.3, 298.8, 298.9, 297.1, 297.3
- d. Mood Disorders: 296.20-296.7
- e. Borderline Personality Disorder: 301.83

Presenting Problem/Diagnosis

Categories for this variable are based on the DSM-IV primary diagnosis or primary presenting problem. If the admitting agency has clinicians qualified to make a diagnosis, the diagnosis is used, otherwise, a presenting problem is used to define a client's category.

Categories	Codes
Developmental Disorders	
DSM-IV Codes:	302.5-302.69, 302.85, 307-307.39, 307.5-307.99, 309.21, 312-312.29, 312.9-313.21, 313.81-313.89, 314-314.99, 315-319.99, 299-299.99
Presenting Problems:	210, 240
Non Alcohol/Drug Related Organic	
DSM-IV Codes:	290-290.99, 293-293.83, 294-294.80, 310-310.10
Alcohol Abuse	
DSM-IV Codes:	291-291.99, 293.9, 303-303.99, 305-305.02
Presenting Problems:	741, 710, 711
Other Substance Abuse	
DSM-IV Codes:	305.1-305.99, 292-292.99, 304-304.99
Presenting Problems:	742, 743, 744, 720-731
Schizophrenia	
DSM-IV Codes:	295 (excluding 295.4, 295.7)

Categories	Codes
Other Psychotic	
DSM-IV Codes:	297-298.9, 295.40, 294.9, 295.70
Presenting Problems:	510-530, 650
Mood Disorders	
DSM-IV Codes:	296-296.99 301.13, 300.4-300.49, 293.89, 311-311.99
Presenting Problems:	500-503
Other Non-Psychotic	
DSM-IV Codes:	300-300.39, 300.6-300.99, 302-302.49, 302.7-302.84, 302.89-302.99, 307-4-307.49, 307.8, 312.8, 308.3-309.19, 309.23-309.99, 312.3, 316-316.99, 780.50
Personality Disorders	
DSM-IV Codes:	301-301.9
Social Conditions	
DSM-IV Codes:	V40.00-V40.60, V61-V71.02, 955.5-995.81
Presenting Problems:	740, 450, 620-632, 311-420
Deferred/No Diagnosis	
DSM-IV Codes:	799.9-799.90, V71.09
Presenting Problems:	110, 130

Race

The Unknown category was utilized to group Clients who made no selection from the choices below indicating their race.

The following groupings are used for reporting race:

- White
- Black
- Native American
- Hispanic
- Asian
- Unknown

Various Categories:

In response to many special report requests in past years, the special reports table was generated to address the majority of those requests.

Description of the Data Book

This Data Book displays Counts of Admitted Clients Served by Funding Source for Sex, Age, Race, Presenting Problem/Diagnosis, County of Residence, and Other Indicators. It contains six tables presenting data for 1) Statewide Total, 2) Agency, 3) Agency Type, 4) County of Residence, 5) Planning Area, and 6) Various Categories.

Admitted Clients Served by Funding Source

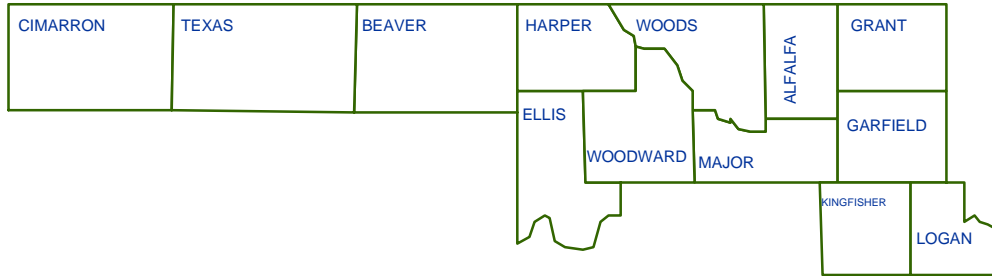
Admitted Clients Served are clients who have an admission transaction in the ICIS before or during the report year and had received a service during the report year. They are counted only once in the total for each level of aggregation or category in which they appear. This is called an unduplicated count. For example, a client may receive services at one hospital and then receive services at another hospital in the same year. This client would be counted twice (once at each hospital) in the agency report, but only once in the agency type and statewide tables. Because information such as age and sex should remain constant (except for data entry errors), counts for categories of these variables will sum to the total clients served on each table. Variables that might change from admission at one facility to admission at another or over time, (e.g., legal status, diagnosis, and target population) can be counted in more than one category and should not be summed.

This Data Book shows only clients who were admitted for services and excludes contacts. It enumerates admitted clients, but further limits the counts to specific subgroups of the client population. Each individual counted has received a service at some time during the year regardless of the year he/she was admitted. Clients are grouped by frequently referenced demographics: Sex, Age, Race, Presenting Problem/Diagnosis, County of Residence, and Other Indicators. A client may be in more than one of these groups, or a client's group may change during the year. As a result, the sum of target populations exceeds the total number served. However, for any given population, the age, race, and sex, which do not change (age is calculated as of a single point in time), are unduplicated counts and should equal the total.

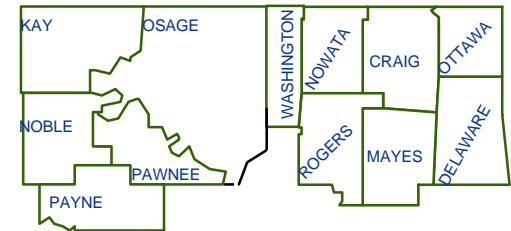
OKLAHOMA DEPARTMENT OF MENTAL HEALTH
AND SUBSTANCE ABUSE SERVICES

Planning Areas

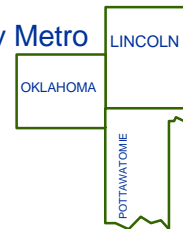
Northwest



Northeast



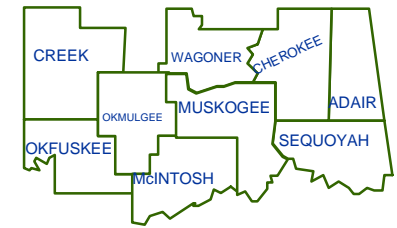
Oklahoma City Metro



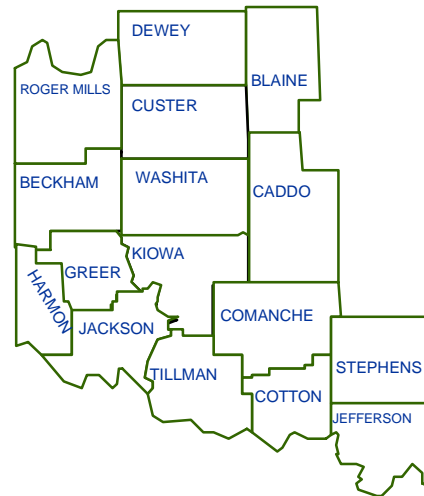
Tulsa Metro



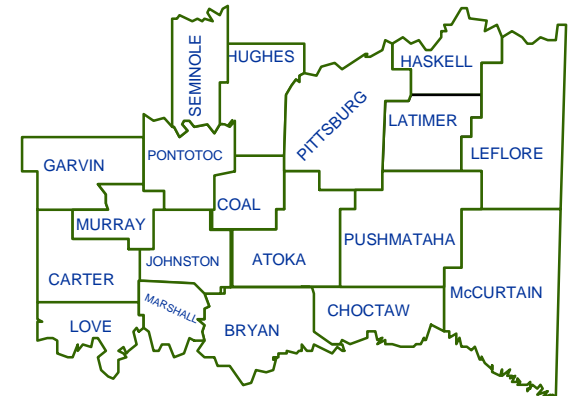
East Central



Central



Southwest



Southeast