

data

BOOK FOR FISCAL YEAR 1996

Admitted Clients Served
By Funding Source

Table 5. Counts of Admitted
Clients Served for each Planning
Area

DATA BOOK FOR FISCAL YEAR 1996

Published by

Oklahoma Department of Mental Health and Substance Abuse
Services

Prepared by

Ali Akour, Ph.D.

Data Analyst, Evaluation and Data Analysis Section
Decision Support Services

2002

Terry Cline, Ph.D., Commissioner
Steve Davis, Ph.D., Director of Decision Support Services
Mark Reynolds, Ed. D., Evaluation & Data Analysis Data Projects Manager

Public Domain Notice

The Data Book for Fiscal Year 1996 is in the public domain and may be reproduced or copied without permission from the Oklahoma Department of Mental Health and Substance Abuse Services. However, this publication may not be reproduced or distributed for a fee without the specific, written authorization of Oklahoma Department of Mental Health and Substance Abuse Services. Citation of the source is appreciated.

Electronic Access to Publication

This publication is available on the World Wide Web at:
<http://www.odmhsas.org/specialreports.htm>

How to Contact Us

**Oklahoma Department of Mental Health and Substance Abuse Services
Evaluation and Data Analysis Section**

P.O. Box 53277
Oklahoma City, OK 73152-3277
(405) 522-3813

Contents

Introduction

Admitted Clients Served by Funding Source

- Table 1. Counts of Admitted Clients Served for **Statewide Total**
- Table 2. Counts of Admitted Clients Served for each **Agency**
- Table 3. Counts of Admitted Clients Served for each **Agency Type**
- Table 4. Counts of Admitted Clients Served for each **County of Residence**
- Table 5. Counts of Admitted Clients Served for each **Planning Area**
- Table 6. Counts of Admitted Clients Served for **Various Categories**

Appendix

Definitions of Terms and Categorization Variables

Description of the Data Book

Map of Planning Areas

DATA BOOK FOR FISCAL YEAR 1996

Introduction

Prior to Fiscal Year 1999, any client seen at an Oklahoma Department of Mental Health and Substance Abuse Services (ODMHSAS) contracted facility was reported, regardless of who paid for the service. Starting with Fiscal Year 1999, only clients funded in full or in part by ODMHSAS were reported. Therefore, previous years' reported client counts will be larger than in following years.

During the Fiscal Year 1996, the State of Oklahoma expenditures on community mental health services, inpatient facilities, substance abuse services, domestic violence/sexual assault services, and departmental management amounted to approximately \$158 million dollars. An unduplicated total of approximately 98,291 recipients were served system-wide in FY 1996. The unduplicated total of 98,291 recipients consists of 67,581 recipients that were admitted and served and 30,710 recipients that were contacts. This Data Book report is generated to provide basic information about these recipients for policy makers, interest groups, and others working to improve the quality of life for those in need.

The Data Book report is produced by the Evaluation and Data Analysis Section of the Decision Support Services Division at the ODMHSAS. The report summarizes demographic information for clients served in agencies operated by or funded through ODMHSAS. To create the Data Book report, data are extracted from the ODMHSAS Integrated Client Information System (ICIS). ICIS contains demographic and service information about service recipients and agencies.

This Data Book report focuses on Admitted Clients Served by Funding Source. To meet the specific needs of a variety of entities, the information is divided into tables and each table presents a different view of the data. Definitions of terms and a map of planning areas are also provided.

Oklahoma Department of Mental Health and Substance Abuse Services
Counts of Admitted Clients Served by Funding Source for Each Planning Area During FY1996
PLANNING AREA = CENTRAL

	Funding Source						
	Total	Mental Health	Substance Abuse	Domestic Violence	Residential Care	Medicaid	Other
Total							
Unduplicated Count	5,929	3,781	1,420	619	99	1,217	302
Agency Type							
Community Mental Health Center	3,678	3,484	88	0	0	1,155	144
Domestic Violence and Sexual Assault	619	0	1	619	0	0	0
Hospital	284	284	0	0	0	0	0
Other	151	151	0	0	0	0	0
Residential Care	99	0	0	0	99	0	0
Substance Abuse	1,521	0	1,346	0	0	71	158
Sex							
Female	3,121	2,044	627	475	39	700	67
Male	2,808	1,737	793	144	60	517	235
Age							
0-04	204	69	11	114	0	34	3
05-17	1,262	808	311	138	0	301	40
18-20	230	105	99	22	0	17	6
21-24	372	198	125	51	2	24	11
25-34	1,300	781	356	150	9	188	82
35-44	1,392	897	370	110	32	267	63
45-54	655	503	111	26	27	184	27
55-64	291	243	28	7	16	114	26
65-74	163	132	6	1	10	60	29
75-84	44	32	3	0	3	19	12
85+	16	13	0	0	0	9	3
Race							
White	4,986	3,224	1,185	515	84	991	221
Black	381	239	71	29	7	109	51
Native American	372	183	125	56	7	74	23
Hispanic	176	121	35	13	1	38	6
Asian	31	19	6	6	0	7	1
Presenting Problem/Diagnosis							
Alcohol Abuse	473	79	379	1	0	13	31
Developmental Disorder	318	280	3	0	17	108	13
Mood Disorder	1,592	1,515	13	11	32	365	42
Non Alcohol/Drug Related Organic	60	40	0	0	0	27	21
Other Non-Psychotic	761	741	6	0	0	183	16
Other Psychotic	353	329	3	0	23	130	10
Personality Disorder	24	24	1	0	0	5	0
Schizophrenia	552	525	3	0	0	283	28
Social Conditions	1,239	267	348	580	24	81	8
Substance Related	859	78	659	1	0	32	132
Deferred/No Diagnosis	58	4	21	27	3	2	1
County of Residence							
Canadian	1,311	1,085	132	96	21	283	35
Cleveland	3,064	1,647	954	298	77	556	248
Grady	1,349	898	286	216	0	303	7
McClain	254	172	53	12	1	75	12
Other Indicators							
Deaf and Hearing Impaired	45	27	5	3	0	12	10
Dual Diagnosis	426	407	15	0	0	116	12
Homeless	332	91	53	189	0	10	6

Notes: The same client may be counted in more than one category, e.g., clients can receive services under more than one contract source, in more than one "County of Residence," or may have multiple "Other Indicators." Please see Definition page for other considerations.

Oklahoma Department of Mental Health and Substance Abuse Services
 Counts of Admitted Clients Served by Funding Source for Each Planning Area During FY1996
PLANNING AREA = CENTRAL

	Funding Source						
	Total	Mental Health	Substance Abuse	Domestic Violence	Residential Care	Medicaid	Other
SED (6-17)	429	408	11	0	0	157	16
SMI (If ever)	2,292	2,012	237	61	98	793	100

Oklahoma Department of Mental Health and Substance Abuse Services
Counts of Admitted Clients Served by Funding Source for Each Planning Area During FY1996
PLANNING AREA = EAST CENTRAL

		Funding Source						
		Total	Mental Health	Substance Abuse	Domestic Violence	Residential Care	Medicaid	Other
Total	Unduplicated Count	7,812	5,510	1,743	725	386	2,803	440
Agency Type	Community Mental Health Center	5,739	5,072	720	0	0	2,706	403
	Domestic Violence and Sexual Assault	757	0	55	724	0	0	6
	Hospital	594	594	0	0	0	0	0
	Other	122	102	17	1	0	0	7
	Residential Care	386	0	0	0	386	0	0
	Substance Abuse	1,049	2	1,004	0	0	129	24
Sex	Female	4,015	2,879	654	542	149	1,575	163
	Male	3,797	2,631	1,089	183	237	1,228	277
Age	0-04	310	113	28	155	0	101	5
	05-17	1,846	1,263	130	200	1	847	320
	18-20	324	224	78	33	5	79	25
	21-24	467	303	155	56	13	118	9
	25-34	1,597	1,034	584	158	62	472	25
	35-44	1,594	1,164	483	84	113	520	28
	45-54	924	760	193	29	104	322	15
	55-64	456	395	66	7	55	203	7
	65-74	209	189	20	3	27	88	5
	75-84	63	53	5	0	6	35	1
	85+	22	12	1	0	0	18	0
Race	White	5,538	4,110	1,176	406	242	1,966	252
	Black	1,084	750	195	96	90	519	114
	Native American	1,088	592	337	203	46	287	72
	Hispanic	97	50	30	16	6	26	1
	Asian	18	9	5	4	2	6	1
Presenting Problem/Diagnosis	Alcohol Abuse	605	134	510	0	3	68	12
	Developmental Disorder	811	568	12	5	107	425	133
	Mood Disorder	2,151	1,993	221	2	62	777	53
	Non Alcohol/Drug Related Organic	102	91	13	0	0	56	3
	Other Non-Psychotic	980	821	54	0	0	405	137
	Other Psychotic	578	429	51	0	169	216	2
	Personality Disorder	61	54	4	0	0	28	2
	Schizophrenia	772	757	87	0	1	462	14
	Social Conditions	1,439	471	190	701	48	264	47
	Substance Related	796	238	630	2	1	120	30
	Deferred/No Diagnosis	175	123	17	16	15	13	7
County of Residence	Adair	327	207	95	69	27	92	7
	Cherokee	922	625	181	178	108	263	9
	Creek	870	587	319	80	2	235	11
	McIntosh	492	290	123	17	47	159	41
	Muskogee	2,751	2,009	307	246	43	1,145	294
	Okfuskee	327	235	108	4	96	168	3
	Okmulgee	941	621	244	32	32	390	46
	Sequoyah	716	622	159	40	46	232	10

Notes: The same client may be counted in more than one category, e.g., clients can receive services under more than one contract source, in more than one "County of Residence," or may have multiple "Other Indicators." Please see Definition page for other considerations.

Oklahoma Department of Mental Health and Substance Abuse Services
Counts of Admitted Clients Served by Funding Source for Each Planning Area During FY1996
PLANNING AREA = EAST CENTRAL

	Funding Source						
	Total	Mental Health	Substance Abuse	Domestic Violence	Residential Care	Medicaid	Other
Wagoner	629	391	218	59	8	137	19
Other Indicators							
Deaf and Hearing Impaired	121	63	89	1	2	23	1
Dual Diagnosis	618	593	111	0	0	216	8
Homeless	569	144	80	317	46	42	10
SED (6-17)	984	742	20	1	0	606	258
SMI (If ever)	3,670	3,255	595	87	384	1,630	85

Notes: The same client may be counted in more than one category, e.g., clients can receive services under more than one contract source, in more than one "County of Residence," or may have multiple "Other Indicators." Please see Definition page for other considerations.

Oklahoma Department of Mental Health and Substance Abuse Services
Counts of Admitted Clients Served by Funding Source for Each Planning Area During FY1996
PLANNING AREA = NORTHEAST

	Total	Funding Source					
		Mental Health	Substance Abuse	Domestic Violence	Residential Care	Medicaid	Other
Total							
Unduplicated Count	10,621	6,161	2,713	1,302	369	2,665	1,014
Agency Type							
Community Mental Health Center	6,763	5,811	273	0	0	2,488	762
Domestic Violence and Sexual Assault	1,256	0	30	1,236	0	0	32
Hospital	598	598	0	0	0	0	0
Other	253	60	139	67	0	9	10
Residential Care	369	0	0	0	369	0	0
Substance Abuse	2,520	3	2,323	0	0	189	217
Sex							
Female	5,442	3,283	996	942	120	1,481	499
Male	5,179	2,878	1,717	360	249	1,184	515
Age							
0-04	424	117	42	195	0	108	55
05-17	2,578	1,529	400	243	0	1,049	455
18-20	561	295	186	75	2	73	37
21-24	739	374	287	116	12	89	44
25-34	2,272	1,193	799	320	40	341	155
35-44	2,084	1,237	639	252	109	387	121
45-54	1,021	704	242	68	77	248	81
55-64	514	392	92	24	68	154	24
65-74	264	204	24	7	45	113	14
75-84	110	88	1	2	15	66	13
85+	54	28	1	0	1	37	15
Race							
White	8,258	4,957	1,973	983	281	2,061	772
Black	484	235	110	79	44	180	66
Native American	1,623	828	560	205	33	354	153
Hispanic	254	129	72	31	12	64	23
Asian	26	18	4	4	1	6	0
Presenting Problem/Diagnosis							
Alcohol Abuse	1,245	111	1,139	2	5	27	42
Developmental Disorder	996	655	45	18	91	441	180
Mood Disorder	2,817	2,437	157	5	87	765	190
Non Alcohol/Drug Related Organic	78	67	3	0	0	41	12
Other Non-Psychotic	1,709	1,239	183	0	0	573	237
Other Psychotic	474	387	17	1	82	130	20
Personality Disorder	106	78	22	0	0	35	9
Schizophrenia	747	725	16	0	0	403	36
Social Conditions	2,169	464	295	1,153	81	237	232
Substance Related	1,003	151	883	2	2	35	48
Deferred/No Diagnosis	212	11	38	121	34	5	19
County of Residence							
Craig	757	626	72	6	201	326	29
Delaware	851	523	230	55	15	220	53
Kay	1,484	979	225	113	1	370	268
Mayes	862	522	187	63	79	276	71
Noble	293	142	93	9	10	76	23
Nowata	202	136	33	16	0	66	11
Osage	694	376	198	55	1	152	111
Ottawa	905	517	260	78	2	273	98

Notes: The same client may be counted in more than one category, e.g., clients can receive services under more than one contract source, in more than one "County of Residence," or may have multiple "Other Indicators." Please see Definition page for other considerations.

Oklahoma Department of Mental Health and Substance Abuse Services
Counts of Admitted Clients Served by Funding Source for Each Planning Area During FY1996
PLANNING AREA = NORTHEAST

	Funding Source						
	Total	Mental Health	Substance Abuse	Domestic Violence	Residential Care	Medicaid	Other
Pawnee	293	142	114	29	2	47	38
Payne	1,759	786	588	334	0	284	211
Rogers	1,129	702	354	38	65	246	55
Washington	1,588	764	377	510	0	332	47
Other Indicators							
Deaf and Hearing Impaired	114	67	39	5	3	32	11
Dual Diagnosis	744	686	111	0	0	208	16
Homeless	596	161	172	266	24	27	28
SED (6-17)	1,061	851	31	6	0	546	186
SMI (If ever)	3,401	2,887	418	122	369	1,272	210

Notes: The same client may be counted in more than one category, e.g., clients can receive services under more than one contract source, in more than one "County of Residence," or may have multiple "Other Indicators." Please see Definition page for other considerations.

Oklahoma Department of Mental Health and Substance Abuse Services
Counts of Admitted Clients Served by Funding Source for Each Planning Area During FY1996
PLANNING AREA = NORTHWEST

	Total	Funding Source					
		Mental Health	Substance Abuse	Domestic Violence	Residential Care	Medicaid	Other
Total							
Unduplicated Count	4,029	2,384	953	409	9	828	568
Agency Type							
Community Mental Health Center	2,630	2,358	365	0	0	791	14
Domestic Violence and Sexual Assault	412	0	2	406	0	0	0
Hospital	41	41	0	0	0	0	0
Other	3	0	0	3	0	0	0
Residential Care	9	0	0	0	9	0	0
Substance Abuse	1,098	0	611	0	0	39	554
Sex							
Female	2,080	1,305	267	322	6	461	290
Male	1,949	1,079	686	87	3	367	278
Age							
0-04	117	14	18	65	0	18	22
05-17	887	471	158	99	0	304	151
18-20	182	109	49	17	1	23	20
21-24	285	167	74	30	0	27	47
25-34	883	495	270	90	1	122	127
35-44	880	527	255	79	0	123	136
45-54	430	313	80	21	2	88	47
55-64	221	166	43	6	4	60	16
65-74	87	72	5	2	1	32	2
75-84	41	35	1	0	0	21	0
85+	16	15	0	0	0	10	0
Race							
White	3,452	2,126	753	336	7	692	476
Black	260	115	98	26	1	69	54
Native American	152	63	58	18	1	30	22
Hispanic	155	77	42	27	0	34	13
Asian	14	4	3	2	0	3	3
Presenting Problem/Diagnosis							
Alcohol Abuse	567	175	417	7	0	20	75
Developmental Disorder	307	214	7	4	1	157	50
Mood Disorder	1,094	942	57	16	0	233	122
Non Alcohol/Drug Related Organic	59	57	0	0	0	24	2
Other Non-Psychotic	402	316	16	0	0	138	68
Other Psychotic	170	145	10	0	6	54	17
Personality Disorder	54	51	2	0	0	7	1
Schizophrenia	231	221	7	0	0	123	3
Social Conditions	843	203	169	335	1	49	138
Substance Related	382	88	271	9	0	21	82
Deferred/No Diagnosis	70	8	14	38	1	4	10
County of Residence							
Alfalfa	102	79	19	5	0	26	1
Beaver	50	32	15	2	1	6	2
Cimarron	37	21	15	2	1	7	0
Ellis	64	52	14	6	0	12	0
Garfield	1,647	754	338	220	0	327	509
Grant	85	42	3	10	0	34	14
Harper	58	49	6	2	0	27	2
Kingfisher	179	141	41	4	0	46	11

Notes: The same client may be counted in more than one category, e.g., clients can receive services under more than one contract source, in more than one "County of Residence," or may have multiple "Other Indicators." Please see Definition page for other considerations.

Oklahoma Department of Mental Health and Substance Abuse Services
Counts of Admitted Clients Served by Funding Source for Each Planning Area During FY1996
PLANNING AREA = NORTHWEST

	Total	Funding Source					
		Mental Health	Substance Abuse	Domestic Violence	Residential Care	Medicaid	Other
Logan	506	255	253	17	0	82	16
Major	95	80	10	4	0	16	8
Texas	350	234	106	28	0	51	0
Woods	227	196	25	10	0	57	2
Woodward	657	462	116	100	7	137	3
Other Indicators							
Deaf and Hearing Impaired	27	22	3	1	0	10	1
Dual Diagnosis	194	180	40	0	0	32	10
Homeless	191	49	29	114	0	7	5
SED (6-17)	309	258	10	0	0	191	16
SMI (If ever)	1,578	1,351	258	52	8	442	131

Notes: The same client may be counted in more than one category, e.g., clients can receive services under more than one contract source, in more than one "County of Residence," or may have multiple "Other Indicators." Please see Definition page for other considerations.

Oklahoma Department of Mental Health and Substance Abuse Services
Counts of Admitted Clients Served by Funding Source for Each Planning Area During FY1996
PLANNING AREA = OKLAHOMA CITY METRO

		Funding Source						
		Total	Mental Health	Substance Abuse	Domestic Violence	Residential Care	Medicaid	Other
Total	Unduplicated Count	14,731	7,727	4,633	1,521	73	3,562	3,227
Agency Type	Community Mental Health Center	9,774	7,342	1,278	0	0	3,474	3,159
	Domestic Violence and Sexual Assault	1,520	2	5	1,520	0	0	0
	Hospital	932	932	0	0	0	0	0
	Other	64	63	0	1	0	0	0
	Residential Care	73	0	0	0	73	0	0
	Substance Abuse	3,685	1	3,637	0	0	92	69
Sex	Female	7,454	4,032	1,663	1,117	27	2,037	1,798
	Male	7,277	3,695	2,970	404	46	1,525	1,429
Age	0-04	603	167	60	271	0	147	137
	05-17	2,824	1,508	457	330	0	974	847
	18-20	468	199	202	63	2	39	61
	21-24	891	380	364	156	3	89	131
	25-34	3,223	1,499	1,446	340	7	465	516
	35-44	3,416	1,807	1,425	227	20	686	643
	45-54	1,638	1,028	451	108	24	410	352
	55-64	758	573	142	20	9	282	160
	65-74	464	328	57	3	7	231	151
	75-84	273	162	24	1	1	143	123
	85+	173	76	5	2	0	96	106
Race	White	10,020	5,561	3,120	861	52	2,363	2,112
	Black	3,295	1,553	991	449	16	891	855
	Native American	843	304	378	107	2	168	171
	Hispanic	525	272	141	89	1	115	68
	Asian	89	59	9	18	2	25	21
Presenting Problem/Diagnosis	Alcohol Abuse	1,710	305	1,540	0	1	72	40
	Developmental Disorder	845	619	13	2	1	436	310
	Mood Disorder	3,689	3,061	345	2	20	1,063	1,002
	Non Alcohol/Drug Related Organic	344	173	12	0	0	187	204
	Other Non-Psychotic	1,702	1,206	87	0	0	577	698
	Other Psychotic	1,024	936	92	0	31	278	146
	Personality Disorder	72	54	5	0	0	34	39
	Schizophrenia	1,341	1,185	67	0	0	658	350
	Social Conditions	2,783	516	503	1,509	15	239	357
	Substance Related	2,312	229	2,140	1	1	63	89
	Deferred/No Diagnosis	75	19	40	8	4	4	4
County of Residence	Lincoln	634	184	100	29	2	201	437
	Oklahoma	12,914	7,178	4,194	1,292	69	2,992	2,275
	Pottawatomie	1,234	383	350	205	2	371	516
Other Indicators	Deaf and Hearing Impaired	114	72	21	6	0	35	31
	Dual Diagnosis	1,439	1,262	231	0	0	377	338
	Homeless	1,338	451	414	539	2	66	37
	SED (6-17)	987	786	18	0	0	532	331

Notes: The same client may be counted in more than one category, e.g., clients can receive services under more than one contract source, in more than one "County of Residence," or may have multiple "Other Indicators." Please see Definition page for other considerations.

Oklahoma Department of Mental Health and Substance Abuse Services
 Counts of Admitted Clients Served by Funding Source for Each Planning Area During FY1996
PLANNING AREA = OKLAHOMA CITY METRO

	Funding Source						
	Total	Mental Health	Substance Abuse	Domestic Violence	Residential Care	Medicaid	Other
SMI (If ever)	5,990	4,717	1,297	150	73	2,025	1,341

Notes: The same client may be counted in more than one category, e.g., clients can receive services under more than one contract source, in more than one "County of Residence," or may have multiple "Other Indicators." Please see Definition page for other considerations.

Oklahoma Department of Mental Health and Substance Abuse Services
Counts of Admitted Clients Served by Funding Source for Each Planning Area During FY1996
PLANNING AREA = SOUTHEAST

	Total	Funding Source					
		Mental Health	Substance Abuse	Domestic Violence	Residential Care	Medicaid	Other
Total							
Unduplicated Count	9,912	6,090	2,453	1,443	77	2,331	273
Agency Type							
Community Mental Health Center	6,636	5,965	474	0	0	2,140	224
Domestic Violence and Sexual Assault	1,442	2	3	1,442	0	0	4
Hospital	326	326	0	0	0	0	0
Other	10	2	6	1	0	0	2
Residential Care	77	0	0	0	77	0	0
Substance Abuse	2,087	0	2,042	0	0	197	46
Sex							
Female	5,238	3,340	833	1,063	36	1,396	129
Male	4,674	2,750	1,620	380	41	935	144
Age							
0-04	420	120	57	206	0	116	15
05-17	1,729	991	268	331	0	578	144
18-20	431	205	162	72	0	44	11
21-24	679	339	241	128	1	84	8
25-34	2,222	1,193	758	382	10	404	41
35-44	2,194	1,403	642	232	25	470	35
45-54	1,255	985	220	71	19	325	13
55-64	628	544	79	12	13	187	3
65-74	249	222	20	5	8	78	2
75-84	86	72	4	4	1	34	0
85+	19	16	2	0	0	11	1
Race							
White	7,738	4,989	1,788	1,026	57	1,795	186
Black	762	430	231	94	5	231	31
Native American	1,246	572	391	296	14	251	47
Hispanic	155	86	39	22	0	44	8
Asian	31	23	5	6	1	10	1
Presenting Problem/Diagnosis							
Alcohol Abuse	1,198	342	979	7	0	85	24
Developmental Disorder	508	358	8	78	11	170	36
Mood Disorder	2,348	2,233	31	11	15	655	35
Non Alcohol/Drug Related Organic	111	110	3	0	0	50	0
Other Non-Psychotic	1,216	1,090	9	0	0	387	82
Other Psychotic	533	501	8	1	16	173	2
Personality Disorder	65	60	1	0	0	25	3
Schizophrenia	824	811	10	0	0	359	1
Social Conditions	2,342	502	376	1,315	30	362	71
Substance Related	1,144	199	1,009	5	1	74	19
Deferred/No Diagnosis	95	5	56	27	6	4	3
County of Residence							
Atoka	313	129	150	27	0	42	6
Bryan	1,010	666	148	206	0	264	3
Carter	955	705	161	107	1	289	18
Choctaw	438	213	167	75	1	47	0
Coal	139	48	79	12	1	33	4
Garvin	534	428	61	27	0	190	24
Haskell	198	158	28	3	2	48	10
Hughes	249	168	60	22	2	55	1

Notes: The same client may be counted in more than one category, e.g., clients can receive services under more than one contract source, in more than one "County of Residence," or may have multiple "Other Indicators." Please see Definition page for other considerations.

Oklahoma Department of Mental Health and Substance Abuse Services
Counts of Admitted Clients Served by Funding Source for Each Planning Area During FY1996
PLANNING AREA = SOUTHEAST

	Funding Source						
	Total	Mental Health	Substance Abuse	Domestic Violence	Residential Care	Medicaid	Other
Johnston	345	232	95	27	0	118	2
Latimer	233	114	111	12	1	32	1
LeFlore	684	435	85	177	2	89	1
Love	193	143	51	4	0	59	2
Marshall	379	228	147	42	0	89	5
McCurtain	920	388	255	308	11	128	0
Murray	268	208	38	21	4	77	0
Pittsburgh	1,143	743	394	19	34	137	18
Pontotoc	981	563	185	246	19	269	10
Pushmataha	265	121	86	60	0	27	5
Seminole	812	449	174	62	1	340	163
Other Indicators							
Deaf and Hearing Impaired	77	54	15	2	3	20	1
Dual Diagnosis	684	661	57	0	0	175	2
Homeless	599	107	69	429	4	22	3
SED (6-17)	344	286	7	0	0	134	55
SMI (If ever)	3,496	3,176	321	107	77	1,277	20

Notes: The same client may be counted in more than one category, e.g., clients can receive services under more than one contract source, in more than one "County of Residence," or may have multiple "Other Indicators." Please see Definition page for other considerations.

Oklahoma Department of Mental Health and Substance Abuse Services
Counts of Admitted Clients Served by Funding Source for Each Planning Area During FY1996
PLANNING AREA = SOUTHWEST

		Funding Source						
		Total	Mental Health	Substance Abuse	Domestic Violence	Residential Care	Medicaid	Other
Total	Unduplicated Count	6,193	3,860	1,535	896	81	741	314
Agency Type	Community Mental Health Center	4,250	3,802	342	0	0	711	284
	Domestic Violence and Sexual Assault	902	1	5	896	0	0	0
	Hospital	86	86	0	0	0	0	0
	Other	6	6	0	0	0	0	0
	Residential Care	90	15	0	0	81	0	0
	Substance Abuse	1,256	2	1,241	0	0	33	30
Sex	Female	3,234	2,111	489	650	41	446	158
	Male	2,959	1,749	1,046	246	40	295	156
Age	0-04	293	60	20	167	0	48	31
	05-17	1,061	598	111	227	0	251	129
	18-20	257	153	75	40	1	17	8
	21-24	491	292	125	94	0	36	15
	25-34	1,500	894	512	196	6	132	49
	35-44	1,385	896	447	119	26	117	53
	45-54	701	530	176	46	20	64	19
	55-64	291	245	49	6	10	45	9
	65-74	155	137	16	0	15	21	1
	75-84	46	43	3	1	2	8	0
	85+	13	12	1	0	1	2	0
Race	White	4,388	2,987	1,040	477	59	539	204
	Black	861	445	213	206	14	82	52
	Native American	568	244	212	104	5	68	27
	Hispanic	349	154	75	95	3	51	29
	Asian	46	31	4	14	0	1	2
Presenting Problem/Diagnosis	Alcohol Abuse	889	250	708	0	1	20	22
	Developmental Disorder	290	240	0	3	13	82	24
	Mood Disorder	1,329	1,264	20	1	7	217	33
	Non Alcohol/Drug Related Organic	44	41	3	0	0	9	0
	Other Non-Psychotic	849	783	12	1	0	165	38
	Other Psychotic	377	352	35	1	17	29	13
	Personality Disorder	29	28	0	0	0	7	0
	Schizophrenia	466	460	20	0	0	74	22
	Social Conditions	1,360	293	54	857	21	119	130
	Substance Related	874	223	720	0	1	20	30
	Deferred/No Diagnosis	106	34	18	33	22	3	2
County of Residence	Beckham	687	491	136	37	0	153	24
	Blaine	342	210	106	6	1	85	18
	Caddo	507	307	150	57	0	59	10
	Comanche	1,768	1,060	439	367	44	21	97
	Cotton	101	41	35	13	0	4	15
	Custer	761	567	104	70	0	170	39
	Dewey	78	50	11	13	6	12	1
	Greer	189	126	50	24	0	38	5

Notes: The same client may be counted in more than one category, e.g., clients can receive services under more than one contract source, in more than one "County of Residence," or may have multiple "Other Indicators." Please see Definition page for other considerations.

Oklahoma Department of Mental Health and Substance Abuse Services
Counts of Admitted Clients Served by Funding Source for Each Planning Area During FY1996
PLANNING AREA = SOUTHWEST

	Total	Funding Source					Other
		Mental Health	Substance Abuse	Domestic Violence	Residential Care	Medicaid	
Harmon	45	18	9	18	0	2	0
Jackson	472	194	127	172	3	5	7
Jefferson	85	25	28	0	0	13	34
Kiowa	317	219	65	39	0	72	7
Roger Mills	55	28	20	4	0	7	2
Stephens	472	297	183	26	26	24	29
Tillman	181	86	80	19	1	13	10
Washita	266	183	34	32	0	63	16
Other Indicators							
Deaf and Hearing Impaired	46	27	12	6	0	4	2
Dual Diagnosis	386	381	18	0	0	50	10
Homeless	388	68	226	106	1	2	2
SED (6-17)	359	310	23	0	0	148	43
SMI (If ever)	1,935	1,705	296	47	72	344	56

Notes: The same client may be counted in more than one category, e.g., clients can receive services under more than one contract source, in more than one "County of Residence," or may have multiple "Other Indicators." Please see Definition page for other considerations.

Oklahoma Department of Mental Health and Substance Abuse Services
Counts of Admitted Clients Served by Funding Source for Each Planning Area During FY1996
PLANNING AREA = TULSA METRO

	Funding Source						
	Total	Mental Health	Substance Abuse	Domestic Violence	Residential Care	Medicaid	Other
Total							
Unduplicated Count	10,062	5,947	4,333	1,052	53	1,639	375
Agency Type							
Community Mental Health Center	6,201	5,661	1,364	0	0	1,628	167
Domestic Violence and Sexual Assault	1,343	1	556	1,052	0	0	24
Hospital	636	636	0	0	0	0	0
Other	168	0	155	0	0	0	65
Residential Care	53	0	0	0	53	0	0
Substance Abuse	2,719	71	2,601	0	0	12	120
Sex							
Female	4,840	3,160	1,582	761	22	983	107
Male	5,222	2,787	2,751	291	31	656	268
Age							
0-04	447	116	70	214	0	124	6
05-17	1,369	802	328	163	0	294	21
18-20	358	205	168	53	1	27	10
21-24	686	400	346	89	2	71	16
25-34	2,601	1,407	1,412	275	10	310	121
35-44	2,691	1,567	1,422	179	9	402	129
45-54	1,247	877	455	65	10	246	49
55-64	487	413	119	12	11	123	19
65-74	135	120	13	2	9	33	4
75-84	35	34	0	0	1	9	0
85+	6	6	0	0	0	0	0
Race							
White	6,781	4,308	2,787	628	35	1,041	250
Black	2,252	1,149	980	286	9	465	87
Native American	735	333	457	63	6	90	30
Hispanic	272	127	107	69	3	34	8
Asian	57	43	13	7	0	13	0
Presenting Problem/Diagnosis							
Alcohol Abuse	1,300	142	1,193	4	2	24	70
Developmental Disorder	351	314	3	0	7	74	5
Mood Disorder	2,936	2,761	705	2	14	482	76
Non Alcohol/Drug Related Organic	76	74	11	0	0	29	2
Other Non-Psychotic	1,086	936	116	0	0	300	16
Other Psychotic	790	750	167	0	19	184	30
Personality Disorder	159	150	37	0	0	29	0
Schizophrenia	908	889	121	0	0	402	32
Social Conditions	1,622	198	559	1,031	9	134	31
Substance Related	1,711	138	1,611	8	0	20	66
Deferred/No Diagnosis	171	19	135	7	2	0	48
County of Residence							
Osage	19	13	6	0	0	3	2
Tulsa	10,052	5,937	4,329	1,052	53	1,637	373
Other Indicators							
Deaf and Hearing Impaired	60	36	29	1	1	12	2
Dual Diagnosis	1,306	1,237	557	0	0	272	30
Homeless	1,503	707	614	291	2	319	90
SED (6-17)	742	650	17	0	0	216	10
SMI (If ever)	4,099	3,579	1,219	122	52	1,126	152

Notes: The same client may be counted in more than one category, e.g., clients can receive services under more than one contract source, in more than one "County of Residence," or may have multiple "Other Indicators." Please see Definition page for other considerations.

Oklahoma Department of Mental Health and Substance Abuse Services
Counts of Admitted Clients Served by Funding Source for Each Planning Area During FY1996
PLANNING AREA = UNKNOWN/OUT OF STATE

	Total	Funding Source					
		Mental Health	Substance Abuse	Domestic Violence	Residential Care	Medicaid	Other
Total							
Unduplicated Count	873	202	254	443	6	17	7
Agency Type							
Community Mental Health Center	151	134	37	0	0	6	1
Domestic Violence and Sexual Assault	443	0	13	442	0	0	1
Hospital	79	79	0	0	0	0	0
Other	9	8	0	1	0	0	0
Residential Care	6	0	0	0	6	0	0
Substance Abuse	209	0	206	0	0	11	5
Sex							
Female	477	83	92	320	1	12	3
Male	396	119	162	123	5	5	4
Age							
0-04	118	2	13	104	0	5	0
05-17	155	6	10	137	0	4	0
18-20	45	13	19	14	0	0	1
21-24	66	13	27	27	0	1	0
25-34	227	59	94	90	2	2	1
35-44	161	58	56	53	2	2	4
45-54	72	31	28	16	0	3	1
55-64	26	18	7	1	2	0	0
65-74	3	2	0	1	0	0	0
Race							
White	604	171	189	266	6	6	5
Black	127	15	32	83	0	9	2
Native American	79	9	16	54	0	2	0
Hispanic	57	5	17	36	0	0	0
Asian	7	2	0	5	0	0	0
Presenting Problem/Diagnosis							
Alcohol Abuse	110	12	101	0	0	1	1
Developmental Disorder	8	5	0	1	1	1	0
Mood Disorder	70	68	10	0	0	1	1
Non Alcohol/Drug Related Organic	3	3	0	0	0	0	0
Other Non-Psychotic	22	20	2	0	0	1	1
Other Psychotic	52	49	4	0	2	0	1
Schizophrenia	32	32	0	0	0	2	0
Social Conditions	458	12	31	425	2	7	1
Substance Related	109	11	103	1	0	4	2
Deferred/No Diagnosis	20	0	3	16	1	0	0
County of Residence							
Out of State/Unknown	873	202	254	443	6	17	7
Other Indicators							
Deaf and Hearing Impaired	2	1	1	0	0	0	0
Dual Diagnosis	44	44	7	0	0	1	0
Homeless	302	33	31	242	1	0	1
SED (6-17)	7	4	1	0	0	2	0
SMI (If ever)	147	102	30	23	6	4	1

Notes: The same client may be counted in more than one category, e.g., clients can receive services under more than one contract source, in more than one "County of Residence," or may have multiple "Other Indicators." Please see Definition page for other considerations.

Definitions of Terms and Categorization Variables

The following are definitions of terms and categorization variables used in this Data Book report.

Admitted Clients Served

Admitted Clients Served had an admission transaction in the ICIS before or during the report year and had received a service during the year. They are counted only once in the total for each level of aggregation. This is called an unduplicated count.

Age

Client age is computed using the client's age at the middle of the fiscal year.

Contacts

Individuals are counted as contacts when they call or visit an agency, but are not admitted.

Funding Source

Funding Source helps identify the payment source of services. Frequently, clients receive services under multiple funding sources. The funding source categories for this report were Mental Health, Substance Abuse, Domestic Violence, Residential Care, Medicaid, and Other.

ICIS

The Oklahoma Department of Mental Health and Substance Abuse Services maintains an agency-wide database, the Integrated Client Information System (ICIS), to which all Department-funded services and transactions are reported. The ICIS contains demographic and service information about clients and agencies.

List of Agencies by Type

The following is a list of agencies by type that provided data during the Fiscal Year 1996:

AGENCY TYPE**AGENCY NAME****Community Mental Health**

ASSOCIATED CENTERS FOR THERAPY, INC.
BILL WILLIS MENTAL HEALTH
CARL ALBERT CMHC
CENTRAL OKLAHOMA CMHC
CHISHOLM TRAIL COUNSELING SERVICES
COMMUNITY COUNSELING CENTER
CREEKS MENTAL HEALTH SERVICES
EDWIN FAIR CMHC
FAMILY MENTAL HEALTHCENTER
GRAND LAKE M.H.C.
GREEN COUNTRY BEHAVIORAL HEALTH SERVICES
HOPE COMMUNITY SERVICES, INC.
JIM TALIAFERRO CMHC
MENTAL HEALTH SERVICES OF SOUTHERN OKLAHOMA
NORTH CARE CENTER
OK COUNTY CRISIS INTERVENTION CENTER
PARKSIDE, INC.
RED ROCK BEHAVIORAL HEALTH SERVICES
RED ROCK WEST
STAR MENTAL HEALTH
WESTERN STATE PSYCHIATRIC CENTER
WHEATLAND MENTAL HEALTHCENTER, INC.

Domestic Violence and Sexual Assault

ACMI HOUSE INC
ACTION ASSOCIATES, INC.
COMMUNITY CRISIS CENTER, INC.
CRISIS CONTROL CENTER
D.V. PROG. OF N. CENTRAL OK.
DOMESTIC ABUSE SAFE HOUSE-DASH
DOMESTIC VIOLENCE INTERVENTION SERVICES
FAMILY CRISIS & COUNSELING CENTER
FAMILY CRISIS CENTER, INC.
FAMILY SHELTER
HELP-IN-CRISIS, INC.
N.W. DOMESTIC CRISIS SERVICES
NEW DIRECTIONS, INC.
PROJECT SAFE, INC.
S.O.S. FOR FAMILIES
STILLWATER DOMESTIC VIOLENCE SERVICE INC.
WOMEN IN SAFE HOMES, INC.
WOMEN'S CRISIS SERVICES
WOMEN'S SERVICE & FAMILY RESOURCE CENTER
WOMENS RESOURCE CENTER
YWCA CRISIS CENTER
YWCA OF OKC CRISIS SERVICES

AGENCY TYPE**AGENCY NAME**

Hospitals

EASTERN STATE HOSPITAL
GRIFFIN MEMORIAL HOSPITAL
OKLAHOMA YOUTH CENTER

Other Agencies

CENTER FOR CHILDREN & FAMILIES
DIVORCE VISITATION ARBITRATION
GREAT PLAINS IMPROVEMENT FND.
HIV RESOURCE CONSORTIUM
HOMINY HEALTH SRVCS CENTER INC.
PEOPLE INCORPORATED
PROJECT HEARTLAND
TULSA METROPOLITAN MINISTRY
TULSA SEXUAL ASSAULT NURSE EXAMINERS PROGRAM

Residential Care

AUTUMN YEARS RESIDENT RANCH
BOLEY RESIDENTIAL CARE HOME
BOLEY RESIDENTIAL CARE HOME II
COPP'S RESIDENTIAL CARE, INC.
COUNTRY LANE RESID. CARE HOME
DON MENTZER FACILITY
DOW RESIDENTIAL CARE HOME
DUNCAN COMMUNITY RESIDENCE INC
DYCO PROPERTIES, INC.
EDNA LEE'S RESIDENTIAL CARE
EL RENO RESIDENTIAL CARE
ELM TREE HOUSE
FAIR OAKS
GREEN ACRES
HAV-TAPINC DBA, THE HARBOR
HIGH CEDAR RESIDENTIAL CARE
LAKE FRANCIS RETIREMENT CENTER
LEXINGTON ROOM & BOARD
MILLER COZY HOME, INC.
NORTH FORK RESIDENTIAL CARE
PADEN RESIDENTIAL CARE
PARKVIEW RESIDENTIAL CARE
RAMBLING ROSE RESIDENTIAL CARE
SANTE FE RESIDENTIAL CARE
SOUTHWEST RETIREMENT HOME, INC
SUGAR MOUNTAIN RETREAT
SUNNY ACRES BOARDING MANOR, INC.
SUNNY ACRES RESIDENTIAL CARE
VIAN RESIDENTIAL CARE

AGENCY TYPE**AGENCY NAME**

Substance Abuse

ADA AREA CHEMICAL DEPENDENCY CENTER, INC.
ALPHA II, INC.
BRIDGEWAY
CAA TURNING POINT
CARE FOR CHANGE, INC.
COMMUNITY ALCOHOLISM SERVICES
CROSSROADS COUNSELING
CROSSROADS INCORPORATED
DRUG RECOVERY, INC.
EAGLE RIDGE INSTITUTE
EDMOND FAMILY SERVICES, INC.
FIRST WINGS OF FREEDOM
GATEWAY TO PREVENTION/RECOVERY
HOUSE OF HOPE, INC.
INDIAN HEALTH CARE RESOURCE CENTER
KIAMICHI COUNCIL ON ALCOHOLISM
LEFLORE COUNTY YOUTH & FAMILY SERVICES, INC.
LIFE IMPROVEMENT CENTER
LOGAN COUNTY YOUTH AND FAMILY SERVICES INC.
METRO TULSA SUBSTANCE ABUSE SERVICES
MONARCH, INC.
MOORE ALCOHOL AND DRUG CENTER
MUSKOGEE CO COUNCIL YTH SV
N.E. OK COUNCIL ON ALCOHOLISM
NAIC CENTER OF OKLAHOMA ALCOHOL & DRUG SERVICES, INC.
NATIVE AMERICAN CENTER OF RECOVERY
NEW HOPE OF MANGUM
NORMAN ALCOHOL AND DRUG TREATMENT CENTER
OPPORTUNITIES, INC.
PALMER DRUG ABUSE PROGRAM INC.
PAYNE CO COUNSELING SERVICES, INC.
ROADBACK, INC.
ROGERS COUNTY DRUG ABUSE PROGRAM, INC.
S.W. YOUTH & FAMILY SERVICES
SECOND CHANCE CDU
SOAARR, INC.
STARTING POINT II, INC.
STREET SCHOOL, INC.
THE NEXT STEP NETWORK, INC.
THE OAKS BEHAVIORAL HEALTH CENTER
THE REFERRAL CENTER
TRI-CITY SUBSTANCE ABUSE CENTER
TRI-CITY YOUTH & FAMILY CENTER
TURNING POINT
TWELVE & TWELVE, INC.
VINITA ALCOHOL AND DRUG TREATMENT CENTER

ODMHSAS

Refers to the Oklahoma Department of Mental Health and Substance Abuse Services.

Other Indicators

There are several groups of clients that are of special interest because they have special treatment needs, state or federal requirements regarding their placement or the services they receive, or because they are part of a priority population. The definitions of these groups and criteria for their selection are provided below:

- **Deaf and Hearing Impaired**

Clients who are deaf, hard of hearing, or indicated the need for an interpreter for the deaf were grouped to form the Deaf and Hearing Impaired category.

- **Homeless**

A homeless person under ICIS criteria is a person who: (a) lacks a fixed, regular and adequate night time residence AND (b) has a primary night time residence that is a supervised publicly or privately operated shelter designed to provide temporary living accommodations including welfare hotels, congregate shelters, halfway houses, and transitional housing for the mentally ill; or an institution that provides a temporary residence for individuals intended to be institutionalized; or a public or private place not designed for, or ordinarily used as, a regular sleeping accommodation for human beings, not limited to people living on the streets. Individuals are considered homeless if they have lost their permanent residence, and are temporarily living in a shelter to avoid being on the street. Prisoners being released or in the custody of a correctional facility are not considered homeless at the time of admission for treatment. The definition also excludes persons in a hospital, residential care facility, commercial hotel/motel, supervised apartment, or living with parent/other relative (even if only temporarily). The definition does include domestic violence and sexual assault shelters, as the persons have fled a residence that is not adequate (i.e., not safe).

- **Legal Status**

Legal Status has three categories; Voluntary, Civil Involuntary, and Criminal Involuntary. The categories of legal status (with ICIS codes) are as follows:

Voluntary. These clients enter treatment voluntarily and are coded Voluntary Admission (01), Court Voluntary (02), Informal Admission (16), or Other (18).

Civil Involuntary. These clients are required by the court system to receive services, even though they may be reluctant. They are coded Court Commitment (03), Order of Detention (06), Juvenile Court Order (07), Transfer – Other Legal Entity (08), Court Ordered Juveniles in Need of Treatment, DHS given custody (10), Court Ordered Juveniles in Need of Treatment Parental Custody Retained (11), Emergency Detention (12), Continued Court Detention (13), 28-Day Court Commitment (14), or Protective Custody (17).

Criminal Involuntary. These clients are required to receive services because they have been accused of or have committed a crime. Codes include the following; Incompetent to Stand Trial (04), Not Guilty by Reason of Insanity (05), Court Order for Observation and Evaluation (09), Court Referred DUI Clients (15), Criminal Hold (20), or Court Commit with Hold (21).

- **Adults with Serious Mental Illness (SMI)**

SMI denotes clients who have been identified **at any time** as having a serious mental illness using the formal ODMHSAS definition. According to this definition, an Adult with a Serious Mental Illness must be an individual 18 years of age or older.

- **Children with a Serious Emotional Disturbance (SED)**

SED refers to children who meet departmental criteria for having a Serious Emotional Disturbance.

- **Any Alcohol/Drug Problem**

A substance abuse client is one who has one or more DSM-IV Axis I primary, secondary or tertiary diagnoses from categories 1.a. or 1.b. (in the Dual Diagnosis definition below) or one or more ICIS Substance Abuse Related Problems (710-731, 741-743). Clients identified only as co-dependents are not identified as substance abusers.

- **Dual Diagnosis Client**

A dual diagnosis client is one who meets the criteria for having a substance abuse diagnosis from categories 1.a. or 1.b. below and meets the criteria for a mental illness based on one or more DSM-IV Axis II primary, secondary, or tertiary diagnoses from categories 2.a. through 2.e. below.

- 1.a. Psychoactive Substance Induced Organic Disorders: 291.0-291.8, 292.0-292.83, 292.89-282.99
- b. Psychoactive Substance Use Disorders: 303.0-305.99.
- 2.a. Schizophrenia: 295.10, 295.20, 295.30, 295.40, 295.60, 295.70, 295.90
- b. Delusional (Paranoid) Disorder: 297.1
- c. Other Psychotic Disorders: 295.40, 295.70, 297.3, 298.8, 298.9, 297.1, 297.3
- d. Mood Disorders: 296.20-296.7
- e. Borderline Personality Disorder: 301.83

Presenting Problem/Diagnosis

Categories for this variable are based on the DSM-IV primary diagnosis or primary presenting problem. If the admitting agency has clinicians qualified to make a diagnosis, the diagnosis is used, otherwise, a presenting problem is used to define a client's category.

Categories	Codes
Developmental Disorders	
DSM-IV Codes:	302.5-302.69, 302.85, 307-307.39, 307.5-307.99, 309.21, 312-312.29, 312.9-313.21, 313.81-313.89, 314-314.99, 315-319.99, 299-299.99
Presenting Problems:	210, 240
Non Alcohol/Drug Related Organic	
DSM-IV Codes:	290-290.99, 293-293.83, 294-294.80, 310-310.10
Alcohol Abuse	
DSM-IV Codes:	291-291.99, 293.9, 303-303.99, 305-305.02
Presenting Problems:	741, 710, 711
Other Substance Abuse	
DSM-IV Codes:	305.1-305.99, 292-292.99, 304-304.99
Presenting Problems:	742, 743, 744, 720-731
Schizophrenia	
DSM-IV Codes:	295 (excluding 295.4, 295.7)

Categories	Codes
Other Psychotic	
DSM-IV Codes:	297-298.9, 295.40, 294.9, 295.70
Presenting Problems:	510-530, 650
Mood Disorders	
DSM-IV Codes:	296-296.99 301.13, 300.4-300.49, 293.89, 311-311.99
Presenting Problems:	500-503
Other Non-Psychotic	
DSM-IV Codes:	300-300.39, 300.6-300.99, 302-302.49, 302.7-302.84, 302.89-302.99, 307-4-307.49, 307.8, 312.8, 308.3-309.19, 309.23-309.99, 312.3, 316-316.99, 780.50
Personality Disorders	
DSM-IV Codes:	301-301.9
Social Conditions	
DSM-IV Codes:	V40.00-V40.60, V61-V71.02, 955.5-995.81
Presenting Problems:	740, 450, 620-632, 311-420
Deferred/No Diagnosis	
DSM-IV Codes:	799.9-799.90, V71.09
Presenting Problems:	110, 130

Race

The Unknown category was utilized to group Clients who made no selection from the choices below indicating their race.

The following groupings are used for reporting race:

- White
- Black
- Native American
- Hispanic
- Asian
- Unknown

Various Categories:

In response to many special report requests in past years, the special reports table was generated to address the majority of those requests.

Description of the Data Book

This Data Book displays Counts of Admitted Clients Served by Funding Source for Sex, Age, Race, Presenting Problem/Diagnosis, County of Residence, and Other Indicators. It contains six tables presenting data for 1) Statewide Total, 2) Agency, 3) Agency Type, 4) County of Residence, 5) Planning Area, and 6) Various Categories.

Admitted Clients Served by Funding Source

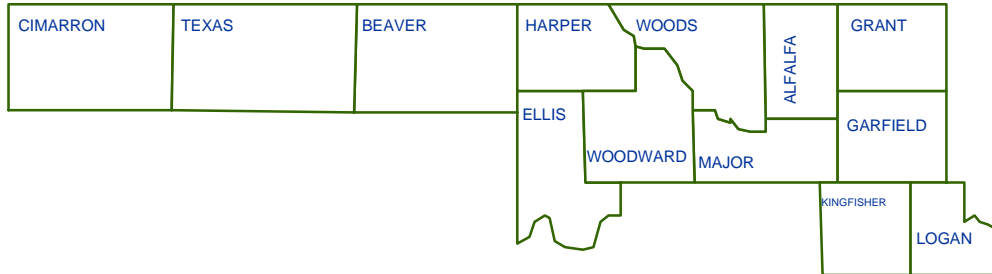
Admitted Clients Served are clients who have an admission transaction in the ICIS before or during the report year and had received a service during the report year. They are counted only once in the total for each level of aggregation or category in which they appear. This is called an unduplicated count. For example, a client may receive services at one hospital and then receive services at another hospital in the same year. This client would be counted twice (once at each hospital) in the agency report, but only once in the agency type and statewide tables. Because information such as age and sex should remain constant (except for data entry errors), counts for categories of these variables will sum to the total clients served on each table. Variables that might change from admission at one facility to admission at another or over time, (e.g., legal status, diagnosis, and target population) can be counted in more than one category and should not be summed.

This Data Book shows only clients who were admitted for services and excludes contacts. It enumerates admitted clients, but further limits the counts to specific subgroups of the client population. Each individual counted has received a service at some time during the year regardless of the year he/she was admitted. Clients are grouped by frequently referenced demographics: Sex, Age, Race, Presenting Problem/Diagnosis, County of Residence, and Other Indicators. A client may be in more than one of these groups, or a client's group may change during the year. As a result, the sum of target populations exceeds the total number served. However, for any given population, the age, race, and sex, which do not change (age is calculated as of a single point in time), are unduplicated counts and should equal the total.

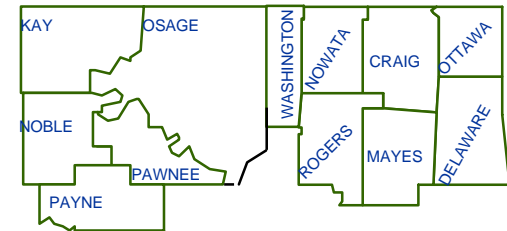
OKLAHOMA DEPARTMENT OF MENTAL HEALTH
AND SUBSTANCE ABUSE SERVICES

Planning Areas

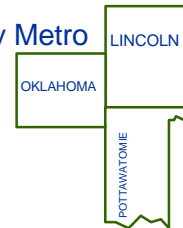
Northwest



Northeast



Okla. City Metro



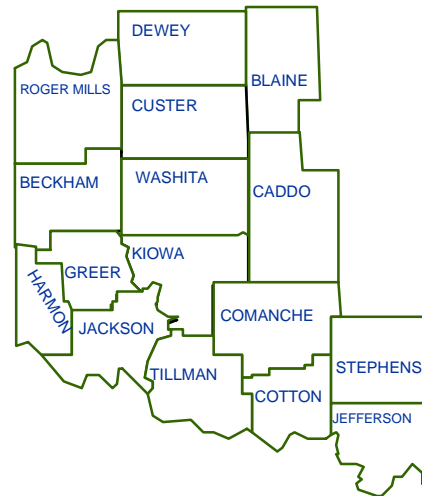
Tulsa Metro



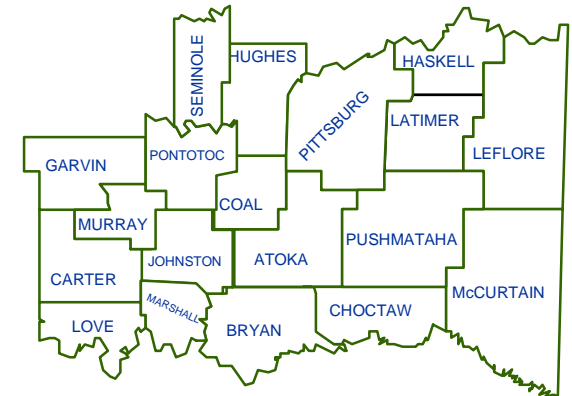
East Central



Central



Southwest



Southeast