

data

BOOK FOR FISCAL YEAR 1997

Admitted Clients Served
By Funding Source

Table 5. Counts of Admitted
Clients Served for each
Planning Area

Oklahoma Department of Mental Health and Substance Abuse Services
Evaluation and Data Analysis Section
P. O. Box 53277 • Oklahoma City, OK 73152 • 405 522 3813

DATA BOOK FOR FISCAL YEAR 1997

Published by

Oklahoma Department of Mental Health and Substance Abuse
Services

Prepared by

Ali Akour, Ph.D.

Data Analyst, Evaluation and Data Analysis Section
Decision Support Services

2002

Terry Cline, Ph.D., Commissioner
Steve Davis, Ph.D., Director of Decision Support Services
Mark Reynolds, Ed. D., Evaluation & Data Analysis Data Projects Manager

Public Domain Notice

The Data Book for Fiscal Year 1997 is in the public domain and may be reproduced or copied without permission from the Oklahoma Department of Mental Health and Substance Abuse Services. However, this publication may not be reproduced or distributed for a fee without the specific, written authorization of Oklahoma Department of Mental Health and Substance Abuse Services. Citation of the source is appreciated.

Electronic Access to Publication

This publication is available on the World Wide Web at:
<http://www.odmhsas.org/specialreports.htm>

How to Contact Us

**Oklahoma Department of Mental Health and Substance Abuse Services
Evaluation and Data Analysis Section**

P.O. Box 53277
Oklahoma City, OK 73152-3277
(405) 522-3813

Contents

Introduction

Admitted Clients Served by Funding Source

- Table 1. Counts of Admitted Clients Served for **Statewide Total**
- Table 2. Counts of Admitted Clients Served for each **Agency**
- Table 3. Counts of Admitted Clients Served for each **Agency Type**
- Table 4. Counts of Admitted Clients Served for each **County of Residence**
- Table 5. Counts of Admitted Clients Served for each **Planning Area**
- Table 6. Counts of Admitted Clients Served for **Various Categories**

Appendix

Definitions of Terms and Categorization Variables

Description of the Data Book

Map of Planning Areas

DATA BOOK FOR FISCAL YEAR 1997

Introduction

Prior to Fiscal Year 1999, any client seen at an Oklahoma Department of Mental Health and Substance Abuse Services (ODMHSAS) contracted facility was reported, regardless of who paid for the service. Starting with Fiscal Year 1999, only clients funded in full or in part by ODMHSAS were reported. Therefore, previous years' reported client counts will be larger than in following years.

During the Fiscal Year 1997, the State of Oklahoma expenditures on community mental health services, inpatient facilities, substance abuse services, domestic violence/sexual assault services, and departmental management amounted to approximately \$166 million dollars. An unduplicated total of approximately 94,268 recipients were served system-wide in FY 1997. The unduplicated total of 94,268 recipients consists of 67,404 recipients that were admitted and served and 26,864 recipients that were contacts. This Data Book report is generated to provide basic information about these recipients for policy makers, interest groups, and others working to improve the quality of life for those in need.

The Data Book report is produced by the Evaluation and Data Analysis Section of the Decision Support Services Division at the ODMHSAS. The report summarizes demographic information for clients served in agencies operated by or funded through ODMHSAS. To create the Data Book report, data are extracted from the ODMHSAS Integrated Client Information System (ICIS). ICIS contains demographic and service information about service recipients and agencies.

This Data Book report focuses on Admitted Clients Served by Funding Source. To meet the specific needs of a variety of entities, the information is divided into tables and each table presents a different view of the data. Definitions of terms and a map of planning areas are also provided.

Oklahoma Department of Mental Health and Substance Abuse Services
Counts of Admitted Clients Served by Funding Source for Each Planning Area During FY1997
PLANNING AREA = CENTRAL

	Total	Funding Source					
		Mental Health	Substance Abuse	Domestic Violence	Residential Care	Medicaid	Other
Total							
Unduplicated Count	6,130	4,165	1,316	643	140	41	318
Agency Type							
Community Mental Health Center	3,888	3,798	65	0	0	14	119
Domestic Violence and Sexual Assault	642	0	1	642	0	0	0
Hospital	330	330	0	0	0	0	0
Other	211	210	0	1	0	0	0
Residential Care	140	0	0	0	140	0	0
Substance Abuse	1,415	4	1,255	0	0	27	199
Sex							
Female	3,232	2,275	533	506	61	22	88
Male	2,898	1,890	783	137	79	19	230
Age							
0-04	190	79	13	99	0	1	9
05-17	1,321	918	259	139	0	23	70
18-20	260	149	84	28	0	1	8
21-24	371	226	104	48	4	2	19
25-34	1,281	809	311	167	14	5	84
35-44	1,499	1,014	374	118	42	5	77
45-54	709	537	137	32	35	1	23
55-64	298	254	28	8	26	2	11
65-74	137	126	3	3	17	1	7
75-84	46	36	3	0	2	0	9
85+	18	17	0	1	0	0	1
Race							
White	5,246	3,633	1,092	521	120	35	252
Black	369	224	78	47	10	2	40
Native American	351	181	112	53	6	2	18
Hispanic	187	123	36	22	4	1	8
Asian	23	17	4	2	0	1	0
Presenting Problem/Diagnosis							
Alcohol Abuse	500	112	385	3	0	0	29
Developmental Disorder	358	314	0	0	35	0	18
Mood Disorder	1,758	1,688	15	8	48	6	37
Non Alcohol/Drug Related Organic	41	40	0	0	0	0	6
Other Non-Psychotic	801	782	4	0	0	0	30
Other Psychotic	424	394	4	0	33	2	8
Personality Disorder	27	26	1	0	0	0	0
Schizophrenia	478	474	1	0	0	6	15
Social Conditions	1,279	345	295	612	21	26	20
Substance Related	812	111	600	0	0	1	153
Deferred/No Diagnosis	59	4	25	22	6	0	2
County of Residence							
Canadian	1,405	1,118	141	153	16	7	56
Cleveland	3,259	2,042	880	257	122	5	239
Grady	1,280	857	243	223	1	29	19
McClain	238	176	58	11	1	0	4
Other Indicators							
Deaf and Hearing Impaired	39	27	4	5	0	2	4
Dual Diagnosis	489	477	19	0	0	0	8
Homeless	391	148	93	163	0	0	6

Notes: The same client may be counted in more than one category, e.g., clients can receive services under more than one contract source, in more than one "County of Residence," or may have multiple "Other Indicators." Please see Definition page for other considerations.

Oklahoma Department of Mental Health and Substance Abuse Services
Counts of Admitted Clients Served by Funding Source for Each Planning Area During FY1997
PLANNING AREA = CENTRAL

	Funding Source						
	Total	Mental Health	Substance Abuse	Domestic Violence	Residential Care	Medicaid	Other
SED (6-17)	411	397	11	0	0	1	14
SMI (If ever)	2,453	2,220	229	70	138	13	74

Notes: The same client may be counted in more than one category, e.g., clients can receive services under more than one contract source, in more than one "County of Residence," or may have multiple "Other Indicators." Please see Definition page for other considerations.

Oklahoma Department of Mental Health and Substance Abuse Services
Counts of Admitted Clients Served by Funding Source for Each Planning Area During FY1997
PLANNING AREA = EAST CENTRAL

	Total	Funding Source					
		Mental Health	Substance Abuse	Domestic Violence	Residential Care	Medicaid	Other
Total							
Unduplicated Count	7,805	5,206	1,713	615	375	233	1,861
Agency Type							
Community Mental Health Center	5,835	4,819	670	0	0	217	1,630
Domestic Violence and Sexual Assault	655	0	49	615	0	0	7
Hospital	587	587	0	0	0	0	0
Other	114	78	36	0	0	0	0
Residential Care	375	0	0	0	375	0	0
Substance Abuse	1,118	1	1,037	0	0	16	237
Sex							
Female	3,995	2,659	657	468	146	154	1,060
Male	3,810	2,547	1,056	147	229	79	801
Age							
0-04	245	47	47	112	0	6	98
05-17	1,738	1,028	183	166	0	65	852
18-20	303	192	70	22	1	12	84
21-24	459	296	132	45	15	13	76
25-34	1,617	1,044	588	142	49	31	237
35-44	1,707	1,196	460	94	128	42	247
45-54	994	784	170	29	97	32	142
55-64	482	396	48	5	59	21	78
65-74	182	154	13	0	22	8	33
75-84	54	47	1	0	4	2	10
85+	24	22	1	0	0	1	4
Race							
White	5,770	4,057	1,210	393	258	155	1,192
Black	1,077	594	208	74	88	60	463
Native American	983	527	306	129	31	18	198
Hispanic	87	54	14	18	4	0	8
Asian	20	13	2	6	0	0	4
Presenting Problem/Diagnosis							
Alcohol Abuse	641	170	530	4	0	7	65
Developmental Disorder	785	429	33	0	108	32	431
Mood Disorder	2,403	2,179	187	0	41	70	399
Non Alcohol/Drug Related Organic	85	75	4	0	0	6	18
Other Non-Psychotic	919	728	71	0	0	19	318
Other Psychotic	619	460	38	1	169	17	53
Personality Disorder	46	41	7	0	0	1	8
Schizophrenia	737	672	41	0	0	36	135
Social Conditions	1,234	320	164	564	53	23	313
Substance Related	822	232	660	5	1	19	119
Deferred/No Diagnosis	183	84	40	43	12	3	9
County of Residence							
Adair	324	243	99	36	33	3	11
Cherokee	938	631	190	208	96	11	18
Creek	840	541	253	75	2	3	20
McIntosh	545	244	151	11	58	13	259
Muskogee	2,766	1,683	393	183	34	183	1,413
Okfuskee	392	297	60	7	107	0	11
Okmulgee	894	632	209	22	28	5	94
Sequoyah	690	610	163	20	20	2	11

Notes: The same client may be counted in more than one category, e.g., clients can receive services under more than one contract source, in more than one "County of Residence," or may have multiple "Other Indicators." Please see Definition page for other considerations.

Oklahoma Department of Mental Health and Substance Abuse Services
Counts of Admitted Clients Served by Funding Source for Each Planning Area During FY1997
PLANNING AREA = EAST CENTRAL

	Funding Source						
	Total	Mental Health	Substance Abuse	Domestic Violence	Residential Care	Medicaid	Other
Wagoner	561	384	206	54	9	13	28
Other Indicators							
Deaf and Hearing Impaired	67	40	35	2	0	1	5
Dual Diagnosis	570	507	130	0	0	16	78
Homeless	442	128	109	174	34	5	65
SED (6-17)	937	643	21	1	0	46	558
SMI (If ever)	3,827	3,220	530	81	374	141	716

Notes: The same client may be counted in more than one category, e.g., clients can receive services under more than one contract source, in more than one "County of Residence," or may have multiple "Other Indicators." Please see Definition page for other considerations.

Oklahoma Department of Mental Health and Substance Abuse Services
Counts of Admitted Clients Served by Funding Source for Each Planning Area During FY1997
PLANNING AREA = NORTHEAST

	Total	Funding Source					
		Mental Health	Substance Abuse	Domestic Violence	Residential Care	Medicaid	Other
Total							
Unduplicated Count	10,058	6,231	2,258	1,346	372	26	1,551
Agency Type							
Community Mental Health Center	6,560	5,868	293	0	0	17	1,214
Domestic Violence and Sexual Assault	1,330	0	23	1,314	0	0	4
Hospital	662	662	0	0	0	0	0
Other	171	38	115	33	0	0	11
Residential Care	372	0	0	0	372	0	0
Substance Abuse	2,105	9	1,875	0	0	9	327
Sex							
Female	5,194	3,376	786	927	132	19	825
Male	4,864	2,855	1,472	419	240	7	726
Age							
0-04	346	84	28	157	0	1	98
05-17	2,338	1,581	169	271	0	5	693
18-20	566	309	182	81	4	1	62
21-24	658	344	225	128	8	1	58
25-34	2,060	1,132	667	364	41	5	193
35-44	2,094	1,257	677	250	108	9	174
45-54	1,054	776	225	65	79	3	116
55-64	494	403	64	15	72	1	67
65-74	260	210	18	10	41	0	37
75-84	130	99	3	5	18	0	31
85+	58	36	0	0	1	0	22
Race							
White	8,068	5,099	1,734	1,069	301	22	1,208
Black	468	265	87	86	40	3	97
Native American	1,406	767	409	145	18	1	207
Hispanic	229	123	44	41	11	0	41
Asian	25	11	7	6	2	0	1
Presenting Problem/Diagnosis							
Alcohol Abuse	1,075	102	972	4	3	3	72
Developmental Disorder	1,007	752	6	7	81	1	300
Mood Disorder	2,759	2,499	117	9	100	10	319
Non Alcohol/Drug Related Organic	84	78	1	0	0	0	15
Other Non-Psychotic	1,583	1,249	52	0	0	2	460
Other Psychotic	511	434	10	2	78	2	35
Personality Disorder	79	67	11	0	0	0	9
Schizophrenia	728	725	13	0	0	2	82
Social Conditions	2,019	376	229	1,230	80	0	201
Substance Related	980	113	880	3	1	4	80
Deferred/No Diagnosis	184	8	48	93	35	2	1
County of Residence							
Craig	742	625	68	15	215	1	42
Delaware	683	461	129	55	14	0	87
Kay	1,602	1,099	231	120	1	5	440
Mayes	777	550	152	9	79	4	66
Noble	351	197	92	44	9	2	46
Nowata	220	136	57	28	0	0	19
Osage	620	349	184	36	0	1	180
Ottawa	799	515	145	74	2	4	156

Notes: The same client may be counted in more than one category, e.g., clients can receive services under more than one contract source, in more than one "County of Residence," or may have multiple "Other Indicators." Please see Definition page for other considerations.

Oklahoma Department of Mental Health and Substance Abuse Services
Counts of Admitted Clients Served by Funding Source for Each Planning Area During FY1997
PLANNING AREA = NORTHEAST

	Total	Funding Source					Other
		Mental Health	Substance Abuse	Domestic Violence	Residential Care	Medicaid	
Pawnee	358	174	123	48	0	2	59
Payne	1,639	837	413	383	0	4	310
Rogers	896	541	313	32	54	3	100
Washington	1,560	795	376	505	1	0	50
Other Indicators							
Deaf and Hearing Impaired	65	46	14	2	2	0	7
Dual Diagnosis	578	530	85	0	0	1	55
Homeless	530	151	155	217	24	0	20
SED (6-17)	910	802	4	1	0	3	248
SMI (If ever)	3,355	2,969	437	123	372	13	368

Notes: The same client may be counted in more than one category, e.g., clients can receive services under more than one contract source, in more than one "County of Residence," or may have multiple "Other Indicators." Please see Definition page for other considerations.

Oklahoma Department of Mental Health and Substance Abuse Services
Counts of Admitted Clients Served by Funding Source for Each Planning Area During FY1997
PLANNING AREA = NORTHWEST

	Total	Funding Source					
		Mental Health	Substance Abuse	Domestic Violence	Residential Care	Medicaid	Other
Total							
Unduplicated Count	3,890	2,478	908	535	7	402	348
Agency Type							
Community Mental Health Center	2,618	2,451	341	0	0	388	80
Domestic Violence and Sexual Assault	536	0	1	535	0	0	0
Hospital	57	57	0	0	0	0	0
Residential Care	7	0	0	0	7	0	0
Substance Abuse	841	0	591	0	0	14	268
Sex							
Female	2,029	1,379	303	384	5	243	138
Male	1,861	1,099	605	151	2	159	210
Age							
0-04	137	23	23	91	0	2	4
05-17	827	527	121	125	0	63	90
18-20	185	115	51	28	0	8	14
21-24	268	160	76	43	0	20	20
25-34	852	516	271	117	0	67	80
35-44	874	566	260	87	1	82	91
45-54	403	288	74	34	2	62	40
55-64	219	174	27	9	3	55	9
65-74	78	72	3	0	1	26	0
75-84	36	30	2	1	0	11	0
85+	11	7	0	0	0	6	0
Race							
White	3,349	2,216	763	413	5	377	273
Black	246	115	69	51	2	3	43
Native American	125	56	40	20	0	8	21
Hispanic	176	93	38	49	0	14	8
Asian	11	5	1	2	0	0	3
Presenting Problem/Diagnosis							
Alcohol Abuse	456	157	320	2	0	16	52
Developmental Disorder	294	244	7	7	1	23	37
Mood Disorder	1,123	1,027	79	19	0	172	75
Non Alcohol/Drug Related Organic	42	37	1	0	0	14	2
Other Non-Psychotic	367	336	20	0	0	27	33
Other Psychotic	191	169	10	1	5	46	16
Personality Disorder	47	45	6	0	0	1	3
Schizophrenia	200	191	15	0	0	54	12
Social Conditions	830	199	152	438	1	35	48
Substance Related	355	105	259	6	0	7	59
Deferred/No Diagnosis	137	7	56	63	0	7	11
County of Residence							
Alfalfa	99	70	17	6	0	28	2
Beaver	54	34	15	4	0	5	0
Cimarron	35	17	17	1	1	5	1
Ellis	63	53	7	5	0	16	0
Garfield	1,451	859	291	278	1	12	267
Grant	65	47	8	7	0	0	8
Harper	71	48	7	8	0	27	1
Kingfisher	168	145	50	3	0	1	9
Logan	548	273	252	35	0	5	26

Notes: The same client may be counted in more than one category, e.g., clients can receive services under more than one contract source, in more than one "County of Residence," or may have multiple "Other Indicators." Please see Definition page for other considerations.

Oklahoma Department of Mental Health and Substance Abuse Services
Counts of Admitted Clients Served by Funding Source for Each Planning Area During FY1997
PLANNING AREA = NORTHWEST

	Total	Funding Source					Other
		Mental Health	Substance Abuse	Domestic Violence	Residential Care	Medicaid	
Major	102	81	11	6	0	23	6
Texas	424	231	112	83	0	67	23
Woods	212	187	27	2	0	67	0
Woodward	623	442	99	99	5	146	5
Other Indicators							
Deaf and Hearing Impaired	26	18	3	4	0	5	1
Dual Diagnosis	215	205	53	0	0	40	13
Homeless	254	87	44	129	1	15	9
SED (6-17)	333	309	9	1	0	18	28
SMI (If ever)	1,558	1,360	278	55	7	290	111

Notes: The same client may be counted in more than one category, e.g., clients can receive services under more than one contract source, in more than one "County of Residence," or may have multiple "Other Indicators." Please see Definition page for other considerations.

Oklahoma Department of Mental Health and Substance Abuse Services
Counts of Admitted Clients Served by Funding Source for Each Planning Area During FY1997
PLANNING AREA = OKLAHOMA CITY METRO

	Total	Funding Source					
		Mental Health	Substance Abuse	Domestic Violence	Residential Care	Medicaid	Other
Total							
Unduplicated Count	14,815	7,881	4,468	1,530	97	211	4,503
Agency Type							
Community Mental Health Center	10,124	7,540	1,447	0	0	188	4,329
Domestic Violence and Sexual Assault	1,527	0	1	1,526	0	0	0
Hospital	806	806	0	0	0	0	0
Other	59	55	0	4	0	0	0
Residential Care	97	0	0	0	97	0	0
Substance Abuse	3,362	9	3,276	0	0	23	192
Sex							
Female	7,598	4,134	1,655	1,136	35	149	2,586
Male	7,217	3,747	2,813	394	62	62	1,917
Age							
0-04	652	168	64	254	0	2	276
05-17	2,900	1,461	385	364	0	16	1,365
18-20	467	211	195	66	1	3	76
21-24	838	397	333	126	2	7	174
25-34	3,058	1,453	1,387	354	12	27	614
35-44	3,560	1,924	1,431	258	29	48	783
45-54	1,658	1,099	465	85	31	19	364
55-64	788	581	144	22	12	29	275
65-74	426	337	43	1	9	32	220
75-84	277	166	18	0	1	17	201
85+	191	84	3	0	0	11	155
Race							
White	10,231	5,817	3,078	905	81	160	2,893
Black	3,303	1,486	972	423	14	42	1,235
Native American	748	274	318	86	0	6	192
Hispanic	611	319	127	112	1	3	179
Asian	77	50	7	16	1	0	17
Presenting Problem/Diagnosis							
Alcohol Abuse	1,564	249	1,434	2	1	8	94
Developmental Disorder	852	605	9	0	2	8	485
Mood Disorder	3,864	3,235	403	1	28	72	1,370
Non Alcohol/Drug Related Organic	306	161	16	0	0	9	212
Other Non-Psychotic	1,963	1,240	112	0	0	46	1,194
Other Psychotic	1,094	986	111	0	29	16	201
Personality Disorder	58	44	5	0	0	1	30
Schizophrenia	1,368	1,201	75	0	0	27	458
Social Conditions	2,569	461	371	1,525	30	7	358
Substance Related	2,196	207	2,059	0	1	11	143
Deferred/No Diagnosis	102	19	68	3	7	6	8
County of Residence							
Lincoln	616	162	84	34	3	1	444
Oklahoma	13,041	7,367	4,007	1,394	92	208	3,477
Pottawatomie	1,210	377	385	106	2	2	583
Other Indicators							
Deaf and Hearing Impaired	122	75	25	6	1	4	39
Dual Diagnosis	1,233	1,085	201	0	0	17	300
Homeless	1,403	467	461	499	4	7	130
SED (6-17)	897	685	11	1	0	8	452

Notes: The same client may be counted in more than one category, e.g., clients can receive services under more than one contract source, in more than one "County of Residence," or may have multiple "Other Indicators." Please see Definition page for other considerations.

Oklahoma Department of Mental Health and Substance Abuse Services
 Counts of Admitted Clients Served by Funding Source for Each Planning Area During FY1997
PLANNING AREA = OKLAHOMA CITY METRO

	Funding Source						
	Total	Mental Health	Substance Abuse	Domestic Violence	Residential Care	Medicaid	Other
SMI (If ever)	6,183	4,902	1,398	129	97	150	1,756

Notes: The same client may be counted in more than one category, e.g., clients can receive services under more than one contract source, in more than one "County of Residence," or may have multiple "Other Indicators." Please see Definition page for other considerations.

Oklahoma Department of Mental Health and Substance Abuse Services
Counts of Admitted Clients Served by Funding Source for Each Planning Area During FY1997
PLANNING AREA = SOUTHEAST

	Total	Funding Source					
		Mental Health	Substance Abuse	Domestic Violence	Residential Care	Medicaid	Other
Total							
Unduplicated Count	10,141	6,600	2,218	1,340	97	26	930
Agency Type							
Community Mental Health Center	6,927	6,472	302	0	0	10	483
Domestic Violence and Sexual Assault	1,340	11	2	1,340	0	0	0
Hospital	371	371	0	0	0	0	0
Other	10	5	5	0	0	0	0
Residential Care	97	0	0	0	97	0	0
Substance Abuse	2,119	1	1,962	0	0	16	453
Sex							
Female	5,391	3,626	774	963	47	13	513
Male	4,750	2,974	1,444	377	50	13	417
Age							
0-04	380	122	43	192	0	0	64
05-17	1,835	1,076	266	276	0	4	414
18-20	430	257	135	57	1	0	18
21-24	681	382	191	136	7	0	59
25-34	2,142	1,208	665	347	16	3	167
35-44	2,310	1,557	624	241	33	10	126
45-54	1,305	1,053	205	68	18	4	51
55-64	653	567	72	13	15	4	26
65-74	276	253	15	8	7	1	4
75-84	107	103	2	2	0	0	1
85+	22	22	0	0	0	0	0
Race							
White	8,134	5,503	1,664	996	75	21	700
Black	719	423	192	90	6	3	88
Native American	1,180	579	345	219	10	2	120
Hispanic	173	108	27	27	5	0	23
Asian	27	15	2	9	1	0	0
Presenting Problem/Diagnosis							
Alcohol Abuse	1,170	302	932	8	2	9	157
Developmental Disorder	623	423	15	79	14	1	141
Mood Disorder	2,585	2,513	22	9	29	4	71
Non Alcohol/Drug Related Organic	127	127	1	0	0	0	0
Other Non-Psychotic	1,469	1,296	15	0	0	2	203
Other Psychotic	604	593	4	0	12	0	4
Personality Disorder	58	54	3	0	0	0	5
Schizophrenia	764	764	1	0	0	2	1
Social Conditions	2,023	378	272	1,229	35	1	225
Substance Related	1,168	298	943	1	1	7	128
Deferred/No Diagnosis	70	3	45	17	5	0	2
County of Residence							
Atoka	345	153	176	14	1	0	68
Bryan	1,035	707	151	213	0	1	52
Carter	949	706	146	128	0	0	92
Choctaw	431	201	164	82	1	1	21
Coal	203	68	84	15	1	0	57
Garvin	621	543	59	20	0	2	61
Haskell	189	152	29	6	1	0	8
Hughes	233	180	45	8	3	0	5

Notes: The same client may be counted in more than one category, e.g., clients can receive services under more than one contract source, in more than one "County of Residence," or may have multiple "Other Indicators." Please see Definition page for other considerations.

Oklahoma Department of Mental Health and Substance Abuse Services
Counts of Admitted Clients Served by Funding Source for Each Planning Area During FY1997
PLANNING AREA = SOUTHEAST

	Total	Funding Source					Other
		Mental Health	Substance Abuse	Domestic Violence	Residential Care	Medicaid	
Johnston	368	262	84	29	0	0	34
Latimer	261	134	67	10	6	0	57
LeFlore	699	484	87	160	1	0	20
Love	192	152	23	10	0	1	30
Marshall	292	228	53	24	0	1	13
McCurtain	885	383	307	220	7	1	27
Murray	288	228	46	23	4	0	12
Pittsburgh	1,069	758	264	29	34	3	87
Pontotoc	1,062	639	197	276	23	12	66
Pushmataha	250	124	87	36	0	0	22
Seminole	901	554	168	43	16	4	198
Other Indicators							
Deaf and Hearing Impaired	78	61	11	3	2	0	5
Dual Diagnosis	516	502	26	0	0	0	9
Homeless	1,004	593	68	360	1	1	9
SED (6-17)	345	296	2	0	0	3	78
SMI (If ever)	3,620	3,364	278	106	96	13	112

Notes: The same client may be counted in more than one category, e.g., clients can receive services under more than one contract source, in more than one "County of Residence," or may have multiple "Other Indicators." Please see Definition page for other considerations.

Oklahoma Department of Mental Health and Substance Abuse Services
Counts of Admitted Clients Served by Funding Source for Each Planning Area During FY1997
PLANNING AREA = SOUTHWEST

	Total	Funding Source					
		Mental Health	Substance Abuse	Domestic Violence	Residential Care	Medicaid	Other
Total							
Unduplicated Count	6,185	4,067	1,476	912	87	20	411
Agency Type							
Community Mental Health Center	4,310	3,990	364	0	0	9	370
Domestic Violence and Sexual Assault	914	0	3	912	0	0	0
Hospital	106	106	0	0	0	0	0
Other	2	2	0	0	0	0	0
Residential Care	101	19	0	0	87	0	0
Substance Abuse	1,182	4	1,162	0	0	11	44
Sex							
Female	3,134	2,173	420	662	42	8	179
Male	3,051	1,894	1,056	250	45	12	232
Age							
0-04	237	73	11	132	0	0	23
05-17	1,203	786	78	204	0	11	280
18-20	290	157	93	61	1	0	13
21-24	431	257	127	83	0	1	7
25-34	1,348	835	450	210	6	2	29
35-44	1,467	987	489	151	27	1	36
45-54	712	555	156	53	25	3	15
55-64	303	247	55	14	11	0	7
65-74	135	118	14	2	13	2	1
75-84	50	44	3	2	3	0	0
85+	9	8	0	0	1	0	0
Race							
White	4,430	3,135	1,004	511	66	14	263
Black	795	433	184	207	14	2	45
Native American	533	282	203	53	4	3	56
Hispanic	428	202	91	133	3	1	46
Asian	36	27	5	8	0	0	1
Presenting Problem/Diagnosis							
Alcohol Abuse	851	294	700	1	1	0	17
Developmental Disorder	320	270	0	1	9	0	63
Mood Disorder	1,520	1,480	17	7	11	3	43
Non Alcohol/Drug Related Organic	54	52	0	0	0	0	2
Other Non-Psychotic	906	859	9	0	0	1	103
Other Psychotic	335	315	9	1	17	0	12
Personality Disorder	38	37	0	0	0	0	3
Schizophrenia	414	412	3	0	0	2	17
Social Conditions	1,248	238	60	849	26	9	123
Substance Related	827	229	699	2	0	3	31
Deferred/No Diagnosis	108	17	15	51	25	2	0
County of Residence							
Beckham	634	491	127	39	2	0	44
Blaine	413	311	65	18	0	0	96
Caddo	527	317	157	34	0	8	55
Comanche	1,712	1,097	413	331	48	0	69
Cotton	111	45	49	14	1	0	9
Custer	756	600	95	78	0	0	41
Dewey	108	70	15	20	6	7	1
Greer	166	116	53	5	0	1	0

Notes: The same client may be counted in more than one category, e.g., clients can receive services under more than one contract source, in more than one "County of Residence," or may have multiple "Other Indicators." Please see Definition page for other considerations.

Oklahoma Department of Mental Health and Substance Abuse Services
Counts of Admitted Clients Served by Funding Source for Each Planning Area During FY1997
PLANNING AREA = SOUTHWEST

	Total	Funding Source					Other
		Mental Health	Substance Abuse	Domestic Violence	Residential Care	Medicaid	
Harmon	49	18	17	17	0	0	0
Jackson	528	198	150	209	2	3	7
Jefferson	83	37	32	3	0	0	16
Kiowa	281	212	53	29	0	0	14
Roger Mills	45	30	17	2	0	0	2
Stephens	517	308	198	68	29	0	21
Tillman	119	60	33	22	0	1	12
Washita	249	194	29	24	0	0	24
Other Indicators							
Deaf and Hearing Impaired	48	32	14	4	0	0	1
Dual Diagnosis	294	290	10	0	0	1	7
Homeless	352	138	158	68	0	0	3
SED (6-17)	475	403	11	0	0	1	144
SMI (If ever)	1,930	1,768	247	64	79	3	48

Notes: The same client may be counted in more than one category, e.g., clients can receive services under more than one contract source, in more than one "County of Residence," or may have multiple "Other Indicators." Please see Definition page for other considerations.

Oklahoma Department of Mental Health and Substance Abuse Services
Counts of Admitted Clients Served by Funding Source for Each Planning Area During FY1997
PLANNING AREA = TULSA METRO

	Total	Funding Source					
		Mental Health	Substance Abuse	Domestic Violence	Residential Care	Medicaid	Other
Total							
Unduplicated Count	10,138	5,189	5,563	1,034	47	50	1,214
Agency Type							
Community Mental Health Center	6,019	4,985	2,402	0	0	50	969
Domestic Violence and Sexual Assault	1,361	0	547	1,034	0	0	23
Hospital	461	461	0	0	0	0	0
Other	165	0	165	0	0	0	0
Residential Care	47	0	0	0	47	0	0
Substance Abuse	2,976	48	2,828	0	0	0	227
Sex							
Female	4,814	2,750	2,168	714	18	22	656
Male	5,324	2,439	3,395	320	29	28	558
Age							
0-04	390	52	68	168	0	12	148
05-17	1,374	678	393	158	0	24	350
18-20	398	175	281	43	0	1	18
21-24	668	310	405	97	1	1	63
25-34	2,578	1,143	1,742	295	8	2	231
35-44	2,706	1,394	1,740	190	7	4	232
45-54	1,351	897	692	71	10	5	114
55-64	487	381	191	11	12	1	44
65-74	143	120	41	1	7	0	14
75-84	38	35	8	0	2	0	0
85+	5	4	2	0	0	0	0
Race							
White	7,073	3,835	3,932	595	36	35	734
Black	2,183	1,029	1,058	288	10	12	393
Native American	678	225	469	68	1	2	66
Hispanic	288	114	145	76	0	1	22
Asian	43	30	18	7	0	0	1
Presenting Problem/Diagnosis							
Alcohol Abuse	1,299	76	1,210	5	1	0	91
Developmental Disorder	351	301	13	0	7	3	71
Mood Disorder	2,910	2,427	1,382	1	13	5	255
Non Alcohol/Drug Related Organic	79	75	21	0	0	0	4
Other Non-Psychotic	1,024	711	188	0	0	27	365
Other Psychotic	697	619	304	0	19	4	57
Personality Disorder	140	122	51	0	0	0	13
Schizophrenia	917	875	328	0	0	5	115
Social Conditions	1,613	131	602	1,015	6	5	127
Substance Related	1,826	88	1,718	8	0	0	120
Deferred/No Diagnosis	146	10	130	5	1	1	1
County of Residence							
Osage	13	6	6	2	0	0	3
Tulsa	10,128	5,183	5,558	1,032	47	50	1,211
Other Indicators							
Deaf and Hearing Impaired	52	33	24	2	0	0	5
Dual Diagnosis	1,302	984	894	0	0	4	88
Homeless	1,468	552	757	254	2	25	295
SED (6-17)	641	474	26	2	0	21	271
SMI (If ever)	4,451	3,597	2,240	115	47	15	452

Notes: The same client may be counted in more than one category, e.g., clients can receive services under more than one contract source, in more than one "County of Residence," or may have multiple "Other Indicators." Please see Definition page for other considerations.

Oklahoma Department of Mental Health and Substance Abuse Services
Counts of Admitted Clients Served by Funding Source for Each Planning Area During FY1997
PLANNING AREA = UNKNOWN/OUT OF STATE

	Total	Funding Source					
		Mental Health	Substance Abuse	Domestic Violence	Residential Care	Medicaid	Other
Total							
Unduplicated Count	805	193	220	420	4	1	22
Agency Type							
Community Mental Health Center	150	130	46	0	0	1	3
Domestic Violence and Sexual Assault	421	1	6	420	0	0	1
Hospital	78	78	0	0	0	0	0
Other	5	5	0	0	0	0	0
Residential Care	4	0	0	0	4	0	0
Substance Abuse	175	0	170	0	0	0	18
Sex							
Female	425	58	69	310	0	1	13
Male	380	135	151	110	4	0	9
Age							
0-04	108	1	10	99	0	0	4
05-17	132	3	5	121	0	0	5
18-20	38	8	13	20	0	0	0
21-24	52	13	25	18	0	0	3
25-34	190	58	65	73	1	1	5
35-44	186	64	73	60	1	0	1
45-54	71	31	24	20	1	0	4
55-64	20	11	5	6	0	0	0
65-74	7	3	0	3	1	0	0
75-84	1	1	0	0	0	0	0
Race							
White	555	169	172	236	4	0	14
Black	156	19	22	119	0	1	6
Native American	40	3	16	22	0	0	0
Hispanic	58	4	10	45	0	0	2
Presenting Problem/Diagnosis							
Alcohol Abuse	99	21	86	0	0	0	2
Developmental Disorder	3	0	2	0	1	0	2
Mood Disorder	59	53	8	0	0	0	2
Non Alcohol/Drug Related Organic	3	3	1	0	0	0	0
Other Non-Psychotic	19	18	3	0	0	0	2
Other Psychotic	63	60	9	1	1	1	0
Personality Disorder	2	1	1	0	0	0	0
Schizophrenia	25	25	2	0	0	0	0
Social Conditions	425	8	21	399	1	0	8
Substance Related	100	13	89	0	0	0	6
Deferred/No Diagnosis	23	1	1	20	1	0	0
County of Residence							
Out of State/Unknown	805	193	220	420	4	1	22
Other Indicators							
Deaf and Hearing Impaired	2	0	1	1	0	0	0
Dual Diagnosis	53	50	7	0	0	1	0
Homeless	244	27	18	201	1	0	0
SMI (If ever)	158	115	31	25	4	1	2

Notes: The same client may be counted in more than one category, e.g., clients can receive services under more than one contract source, in more than one "County of Residence," or may have multiple "Other Indicators." Please see Definition page for other considerations.

Definitions of Terms and Categorization Variables

The following are definitions of terms and categorization variables used in this Data Book report.

Admitted Clients Served

Admitted Clients Served had an admission transaction in the ICIS before or during the report year and had received a service during the year. They are counted only once in the total for each level of aggregation. This is called an unduplicated count.

Age

Client age is computed using the client's age at the middle of the fiscal year.

Contacts

Individuals are counted as contacts when they call or visit an agency, but are not admitted.

Funding Source

Funding Source helps identify the payment source of services. Frequently, clients receive services under multiple funding sources. The funding source categories for this report were Mental Health, Substance Abuse, Domestic Violence, Residential Care, Medicaid, and Other.

ICIS

The Oklahoma Department of Mental Health and Substance Abuse Services maintains an agency-wide database, the Integrated Client Information System (ICIS), to which all Department-funded services and transactions are reported. The ICIS contains demographic and service information about clients and agencies.

List of Agencies by Type

The following is a list of agencies by type that provided data during the Fiscal Year 1997:

AGENCY TYPE**AGENCY NAME****Community Mental Health**

ASSOCIATED CENTERS FOR THERAPY, INC.
BILL WILLIS MENTAL HEALTH
CARL ALBERT CMHC
CENTRAL OKLAHOMA CMHC
CHISHOLM TRAIL COUNSELING SERVICES
COMMUNITY COUNSELING CENTER
CREEKS MENTAL HEALTH SERVICES
EDWIN FAIR CMHC
GRAND LAKE M.H.C.
GREEN COUNTRY BEHAVIORAL HEALTH SERVICES
HOPE COMMUNITY SERVICES, INC.
JIM TALIAFERRO CMHC
MENTAL HEALTH SERVICES OF SOUTHERN OKLAHOMA
NORTH CARE CENTER
OK COUNTY CRISIS INTERVENTION CENTER
PARKSIDE, INC.
RED ROCK BEHAVIORAL HEALTH SERVICES
RED ROCK WEST
WESTERN STATE PSYCHIATRIC CENTER
WHEATLAND MH CENTER, INC.

Domestic Violence and Sexual Assault

ACMI HOUSE INC
ACTION ASSOCIATES, INC.
CALL RAPE INC.
COMMUNITY CRISIS CENTER, INC.
CRISIS CONTROL CENTER
D.V. PROG. OF N. CENTRAL OK.
DOMESTIC VIOLENCE INTERVENTION SERVICES
FAMILY CRISIS & COUNSELING CENTER
FAMILY CRISIS CENTER, INC.
FAMILY SHELTER
HELP-IN-CRISIS, INC.
N.W. DOMESTIC CRISIS SERVICES
NEW DIRECTIONS, INC.
PROJECT SAFE, INC.
S.O.S. FOR FAMILIES
STEPHENS COUNTY VOLUNTEERS FOR CRISIS INTERVENTION
STILLWATER DOMESTIC VIOLENCE SERVICE INC.
WOMEN IN SAFE HOMES, INC.
WOMEN'S CRISIS SERVICES
WOMEN'S SERVICE & FAMILY RESOURCE CENTER
WOMENS RESOURCE CENTER
YWCA CRISIS CENTER
YWCA OF OKC CRISIS SERVICES

AGENCY TYPE**AGENCY NAME**

Hospitals

EASTERN STATE HOSPITAL
GRIFFIN MEMORIAL HOSPITAL
OKLAHOMA YOUTH CENTER

Other Agencies

CENTER FOR CHILDREN & FAMILIES
DIVORCE VISITATION ARBITRATION
GREAT PLAINS IMPROVEMENT FND.
HIV RESOURCE CONSORTIUM
HOMINY HEALTH SRVCS CENTER INC.
PEOPLE INCORPORATED
PROJECT HEARTLAND
TULSA METROPOLITAN MINISTRY
TULSA SEXUAL ASSAULT NURSE EXAMINERS PROGRAM
CENTER FOR CHILDREN & FAMILIES
DIVORCE VISITATION ARBITRATION
GREAT PLAINS IMPROVEMENT FND.
HIV RESOURCE CONSORTIUM
HOMINY HEALTH SRVCS CENTER INC.
PEOPLE INCORPORATED
PROJECT HEARTLAND
TULSA METROPOLITAN MINISTRY
TULSA SEXUAL ASSAULT NURSE EXAMINERS PROGRAM

Residential Care

AUTUMN YEARS RESIDENT RANCH
BOLEY RESIDENTIAL CARE HOME
BOLEY RESIDENTIAL CARE HOME II
CLETA'S COTTAGE
COPP'S RESIDENTIAL CARE, INC.
COUNTRY LANE RESID. CARE HOME
DON MENTZER FACILITY
DOW RESIDENTIAL CARE HOME
DUNCAN COMMUNITY RESIDENCE INC
DYCO PROPERTIES, INC.
EDNA LEE'S RESIDENTIAL CARE
EL RENO RESIDENTIAL CARE
ELM TREE HOUSE
FAIR OAKS
GOLDEN YEARS
GREEN ACRES
HAV-TAPINC DBA, THE HARBOR
HIGH CEDAR RESIDENTIAL CARE
LAKE FRANCIS RETIREMENT CENTER
LEXINGTON ROOM & BOARD
MILLER COZY HOME, INC.
NORTH FORK RESIDENTIAL CARE
PADEN RESIDENTIAL CARE

AGENCY TYPE**AGENCY NAME**

Substance Abuse

PARKVIEW RESIDENTIAL CARE
RAMBLING ROSE RESIDENTIAL CARE
SANTE FE RESIDENTIAL CARE
SOUTHWEST RETIREMENT HOME, INC
SUGAR MOUNTAIN RETREAT
SUNNY ACRES BOARDING MANOR, INC.
SUNNY ACRES RESIDENTIAL CARE

ADA AREA CHEMICAL DEPENDENCY CENTER, INC.
ALPHA II, INC.
BRIDGEWAY
CAA TURNING POINT
CARE FOR CHANGE, INC.
COMMUNITY ALCOHOLISM SERVICES
CROSSROADS COUNSELING
CROSSROADS INCORPORATED
DRUG RECOVERY, INC.
EAGLE RIDGE INSTITUTE
EDMOND FAMILY SERVICES, INC.
FIRST WINGS OF FREEDOM
GATEWAY TO PREVENTION/RECOVERY
HOUSE OF HOPE, INC.
INDIAN HEALTH CARE RESOURCE CENTER
KIAMICHI COUNCIL ON ALCOHOLISM
LASTSTOP
LEFLORE COUNTY YOUTH & FAMILY SERVICES, INC.
LIFE IMPROVEMENT CENTER
LOGAN COUNTY YOUTH AND FAMILY SERVICES INC.
METRO TULSA SUBSTANCE ABUSE SERVICES
MONARCH, INC.
MOORE ALCOHOL AND DRUG CENTER
MUSKOGEE COUNTYCOUNCIL YTH SV
N.E. OK COUNCIL ON ALCOHOLISM
NAIC CENTER OF OKLAHOMA ALCOHOL & DRUG SERVICES, INC.
NATIVE AMERICAN CENTER OF RECOVERY
NEW HOPE OF MANGUM
NORMAN ALCOHOL AND DRUG TREATMENT CENTER
OPPORTUNITIES, INC.
PALMER DRUG ABUSE PROGRAM INC.
PAYNE COUNTYCOUNSELING SERVICES, INC.
ROADBACK, INC.
ROGERS COUNTY DRUG ABUSE PROGRAM, INC.
S.W. YOUTH & FAMILY SERVICES
SECOND CHANCE CDU
SOAARR, INC.
STARTING POINT II, INC.

AGENCY TYPE

AGENCY NAME

STREET SCHOOL, INC.
THE NEXT STEP NETWORK, INC.
THE OAKS BEHAVIORAL HEALTH CENTER
THE REFERRAL CENTER
TRI-CITY SUBSTANCE ABUSE CENTER
TRI-CITY YOUTH & FAMILY CENTER
TURNING POINT
TWELVE & TWELVE, INC.
VINITA ALCOHOL AND DRUG TREATMENT CENTER

ODMHSAS

Refers to the Oklahoma Department of Mental Health and Substance Abuse Services.

Other Indicators

There are several groups of clients that are of special interest because they have special treatment needs, state or federal requirements regarding their placement or the services they receive, or because they are part of a priority population. The definitions of these groups and criteria for their selection are provided below:

- Deaf and Hearing Impaired
Clients who are deaf, hard of hearing, or indicated the need for an interpreter for the deaf were grouped to form the Deaf and Hearing Impaired category.
- Homeless
A homeless person under ICIS criteria is a person who: (a) lacks a fixed, regular and adequate night time residence AND (b) has a primary night time residence that is a supervised publicly or privately operated shelter designed to provide temporary living accommodations including welfare hotels, congregate shelters, halfway houses, and transitional housing for the mentally ill; or an institution that provides a temporary residence for individuals intended to be institutionalized; or a public or private place not designed for, or ordinarily used as, a regular sleeping accommodation for human beings, not limited to people living on the streets. Individuals are considered homeless if they have lost their permanent residence, and are temporarily living in a shelter to avoid being on the street. Prisoners being released or in the custody of a correctional facility are not

considered homeless at the time of admission for treatment. The definition also excludes persons in a hospital, residential care facility, commercial hotel/motel, supervised apartment, or living with parent/other relative (even if only temporarily). The definition does include domestic violence and sexual assault shelters, as the persons have fled a residence that is not adequate (i.e., not safe).

- Legal Status

Legal Status has three categories; Voluntary, Civil Involuntary, and Criminal Involuntary. The categories of legal status (with ICIS codes) are as follows:

Voluntary. These clients enter treatment voluntarily and are coded Voluntary Admission (01), Court Voluntary (02), Informal Admission (16), or Other (18).

Civil Involuntary. These clients are required by the court system to receive services, even though they may be reluctant. They are coded Court Commitment (03), Order of Detention (06), Juvenile Court Order (07), Transfer – Other Legal Entity (08), Court Ordered Juveniles in Need of Treatment, DHS given custody (10), Court Ordered Juveniles in Need of Treatment Parental Custody Retained (11), Emergency Detention (12), Continued Court Detention (13), 28-Day Court Commitment (14), or Protective Custody (17).

Criminal Involuntary. These clients are required to receive services because they have been accused of or have committed a crime. Codes include the following; Incompetent to Stand Trial (04), Not Guilty by Reason of Insanity (05), Court Order for Observation and Evaluation (09), Court Referred DUI Clients (15), Criminal Hold (20), or Court Commit with Hold (21).

- Adults with Serious Mental Illness (SMI)

SMI denotes clients who have been identified **at any time** as having a serious mental illness using the formal ODMHSAS definition. According to this definition, an Adult with a Serious Mental Illness must be an individual 18 years of age or older.

- Children with a Serious Emotional Disturbance (SED)

SED refers to children who meet departmental criteria for having a Serious Emotional Disturbance.

- Any Alcohol/Drug Problem

A substance abuse client is one who has one or more DSM-IV Axis I primary, secondary or tertiary diagnoses from categories 1.a. or 1.b. (in the Dual

Diagnosis definition below) or one or more ICIS Substance Abuse Related Problems (710-731, 741-743). Clients identified only as co-dependents are not identified as substance abusers.

- **Dual Diagnosis Client**

A dual diagnosis client is one who meets the criteria for having a substance abuse diagnosis from categories 1.a. or 1.b. below and meets the criteria for a mental illness based on one or more DSM-IV Axis II primary, secondary, or tertiary diagnoses from categories 2.a. through 2.e. below.

- 1.a. Psychoactive Substance Induced Organic Disorders: 291.0-291.8, 292.0-292.83, 292.89-282.99
- b. Psychoactive Substance Use Disorders: 303.0-305.99.
- 2.a. Schizophrenia: 295.10, 295.20, 295.30, 295.40, 295.60, 295.70, 295.90
- b. Delusional (Paranoid) Disorder: 297.1
- c. Other Psychotic Disorders: 295.40, 295.70, 297.3, 298.8, 298.9, 297.1, 297.3
- d. Mood Disorders: 296.20-296.7
- e. Borderline Personality Disorder: 301.83

Presenting Problem/Diagnosis

Categories for this variable are based on the DSM-IV primary diagnosis or primary presenting problem. If the admitting agency has clinicians qualified to make a diagnosis, the diagnosis is used, otherwise, a presenting problem is used to define a client's category.

Categories	Codes
Developmental Disorders	
DSM-IV Codes:	302.5-302.69, 302.85, 307-307.39, 307.5-307.99, 309.21, 312-312.29, 312.9-313.21, 313.81-313.89, 314-314.99, 315-319.99, 299-299.99
Presenting Problems:	210, 240

Categories**Codes**

Non Alcohol/Drug Related Organic

DSM-IV Codes: 290-290.99, 293-293.83, 294-294.80, 310-310.10

Alcohol Abuse

DSM-IV Codes: 291-291.99, 293.9, 303-303.99, 305-305.02
Presenting Problems: 741, 710, 711

Other Substance Abuse

DSM-IV Codes: 305.1-305.99, 292-292.99, 304-304.99
Presenting Problems: 742, 743, 744, 720-731

Schizophrenia

DSM-IV Codes: 295 (excluding 295.4, 295.7)

Other Psychotic

DSM-IV Codes: 297-298.9, 295.40, 294.9, 295.70
Presenting Problems: 510-530, 650

Mood Disorders

DSM-IV Codes: 296-296.99, 301.13, 300.4-300.49, 293.89, 311-311.99
Presenting Problems: 500-503

Other Non-Psychotic

DSM-IV Codes: 300-300.39, 300.6-300.99, 302-302.49, 302.7-302.84, 302.89-302.99, 307-4-307.49, 307.8, 312.8, 308.3-309.19, 309.23-309.99, 312.3, 316-316.99, 780.50

Personality Disorders

DSM-IV Codes: 301-301.9

Social Conditions

DSM-IV Codes: V40.00-V40.60, V61-V71.02, 955.5-995.81
Presenting Problems: 740, 450, 620-632, 311-420

Deferred/No Diagnosis

DSM-IV Codes: 799.9-799.90, V71.09
Presenting Problems: 110, 130

Race

The Unknown category was utilized to group Clients who made no selection from the choices below indicating their race.

The following groupings are used for reporting race:

- White
- Black
- Native American
- Hispanic
- Asian
- Unknown

Various Categories:

In response to many special report requests in past years, the special reports table was generated to address the majority of those requests.

Description of the Data Book

This Data Book displays Counts of Admitted Clients Served by Funding Source for Sex, Age, Race, Presenting Problem/Diagnosis, County of Residence, and Other Indicators. It contains six tables presenting data for 1) Statewide Total, 2) Agency, 3) Agency Type, 4) Count of Residence, 5) Planning Area, and 6) Various Categories.

Admitted Clients Served by Funding Source

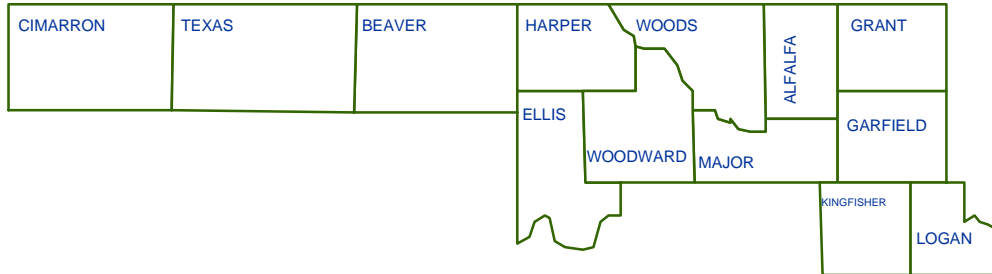
Admitted Clients Served are clients who have an admission transaction in the ICIS before or during the report year and had received a service during the report year. They are counted only once in the total for each level of aggregation or category in which they appear. This is called an unduplicated count. For example, a client may receive services at one hospital and then receive services at another hospital in the same year. This client would be counted twice (once at each hospital) in the agency report, but only once in the agency type and statewide tables. Because information such as age and sex should remain constant (except for data entry errors), counts for categories of these variables will sum to the total clients served on each table. Variables that might change from admission at one facility to admission at another or over time, (e.g., legal status, diagnosis, and target population) can be counted in more than one category and should not be summed.

This Data Book shows only clients who were admitted for services and excludes contacts. It enumerates admitted clients, but further limits the counts to specific subgroups of the client population. Each individual counted has received a service at some time during the year regardless of the year he/she was admitted. Clients are grouped by frequently referenced demographics: Sex, Age, Race, Presenting Problem/Diagnosis, County of Residence, and Other Indicators. A client may be in more than one of these groups, or a client's group may change during the year. As a result, the sum of target populations exceeds the total number served. However, for any given population, the age, race, and sex, which do not change (age is calculated as of a single point in time), are unduplicated counts and should equal the total.

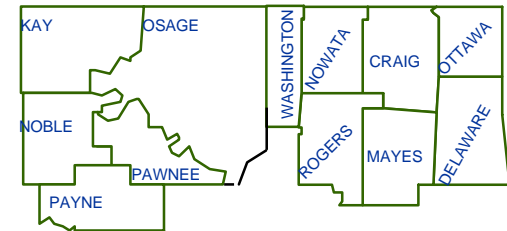
OKLAHOMA DEPARTMENT OF MENTAL HEALTH
AND SUBSTANCE ABUSE SERVICES

Planning Areas

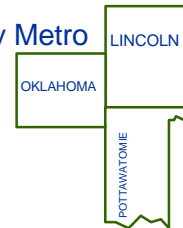
Northwest



Northeast



Oklahoma City Metro



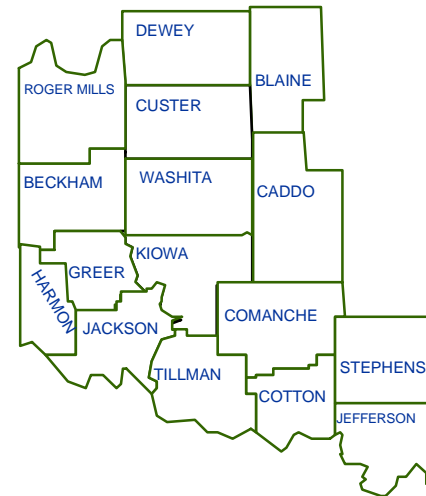
Tulsa Metro



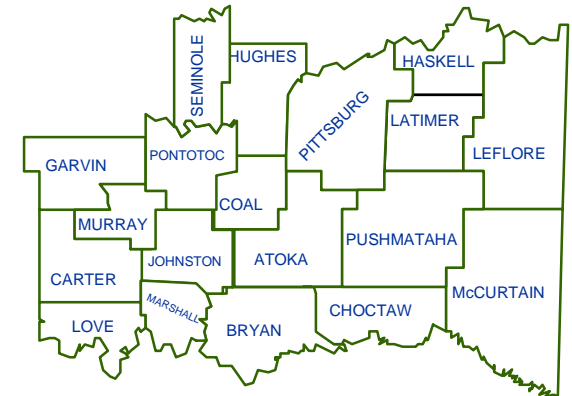
East Central



Central



Southwest



Southeast