

data

BOOK FOR FISCAL YEAR 1998

Admitted Clients Served
By Funding Source

Table 5. Counts of Admitted
Clients Served for each Planning
Area

DATA BOOK FOR FISCAL YEAR 1998

Published by

Oklahoma Department of Mental Health and Substance Abuse
Services

Prepared by

Ali Akour, Ph.D.

Data Analyst, Evaluation and Data Analysis Section
Decision Support Services

2002

Terry Cline, Ph.D., Commissioner
Steve Davis, Ph.D., Director of Decision Support Services
Mark Reynolds, Ed. D., Evaluation & Data Analysis Data Projects Manager

Public Domain Notice

The Data Book for Fiscal Year 1998 is in the public domain and may be reproduced or copied without permission from the Oklahoma Department of Mental Health and Substance Abuse Services. However, this publication may not be reproduced or distributed for a fee without the specific, written authorization of Oklahoma Department of Mental Health and Substance Abuse Services. Citation of the source is appreciated.

Electronic Access to Publication

This publication is available on the World Wide Web at:
<http://www.odmhsas.org/specialreports.htm>

How to Contact Us

**Oklahoma Department of Mental Health and Substance Abuse Services
Evaluation and Data Analysis Section**

P.O. Box 53277

Oklahoma City, OK 73152-3277

(405) 522-3813

Contents

Introduction

Admitted Clients Served by Funding Source

- Table 1. Counts of Admitted Clients Served for **Statewide Total**
- Table 2. Counts of Admitted Clients Served for each **Agency**
- Table 3. Counts of Admitted Clients Served for each **Agency Type**
- Table 4. Counts of Admitted Clients Served for each **County of Residence**
- Table 5. Counts of Admitted Clients Served for each **Planning Area**
- Table 6. Counts of Admitted Clients Served for **Various Categories**

Appendix

Definitions of Terms and Categorization Variables

Description of the Data Book

Map of Planning Areas

DATA BOOK FOR FISCAL YEAR 1998

Introduction

Prior to Fiscal Year 1999, any client seen at an Oklahoma Department of Mental Health and Substance Abuse Services (ODMHSAS) contracted facility was reported, regardless of who paid for the service. Starting with Fiscal Year 1999, only clients funded in full or in part by ODMHSAS were reported. Therefore, previous years' reported client counts will be larger than in following years.

During the Fiscal Year 1998, the State of Oklahoma expenditures on community mental health services, inpatient facilities, substance abuse services, domestic violence/sexual assault services, and departmental management amounted to approximately \$168 million dollars. An unduplicated total of approximately 84,853 recipients were served system-wide in FY 1998. The unduplicated total of 84,853 recipients consists of 61,690 recipients that were admitted and served and 23,163 recipients that were contacts. This Data Book report is generated to provide basic information about these recipients for policy makers, interest groups, and others working to improve the quality of life for those in need.

The Data Book report is produced by the Evaluation and Data Analysis Section of the Decision Support Services Division at the ODMHSAS. The report summarizes demographic information for clients served in agencies operated by or funded through ODMHSAS. To create the Data Book report, data are extracted from the ODMHSAS Integrated Client Information System (ICIS). ICIS contains demographic and service information about service recipients and agencies.

This Data Book report focuses on Admitted Clients Served by Funding Source. To meet the specific needs of a variety of entities, the information is divided into tables and each table presents a different view of the data. Definitions of terms and a map of planning areas are also provided.

Oklahoma Department of Mental Health and Substance Abuse Services
Counts of Admitted Clients Served by Funding Source for Each Planning Area During FY1998
PLANNING AREA = CENTRAL

	Funding Source						
	Total	Mental Health	Substance Abuse	Domestic Violence	Residential Care	Medicaid	Other
Total							
Unduplicated Count	5,578	3,387	1,199	680	100	1,111	1,310
Agency Type							
Community Mental Health Center	3,563	3,072	96	0	0	1,090	1,138
Domestic Violence and Sexual Assault	680	0	0	680	0	0	0
Hospital	397	397	0	0	0	0	0
Other	198	191	0	0	14	0	1
Residential Care	86	0	0	0	86	0	0
Substance Abuse	1,250	0	1,129	0	0	24	176
Sex							
Female	2,930	1,826	461	530	52	672	629
Male	2,648	1,561	738	150	48	439	681
Age							
0-04	153	25	7	115	0	2	14
05-17	947	538	165	174	0	42	301
18-20	260	140	96	24	1	22	45
21-24	373	215	119	41	4	43	41
25-34	1,186	684	342	161	14	190	199
35-44	1,407	905	333	120	23	297	318
45-54	713	508	115	31	25	215	185
55-64	308	217	16	12	20	151	106
65-74	139	95	3	2	11	78	57
75-84	54	34	3	0	2	40	27
85+	38	26	0	0	0	31	17
Race							
White	4,776	2,959	1,012	570	85	971	1,114
Black	338	178	61	39	5	81	96
Native American	325	157	93	52	6	41	58
Hispanic	171	106	32	24	2	16	39
Asian	24	15	5	2	2	4	3
Presenting Problem/Diagnosis							
Alcohol Abuse	426	183	265	1	0	13	39
Developmental Disorder	259	207	0	0	10	32	129
Mood Disorder	1,671	1,485	21	4	40	393	462
Non Alcohol/Drug Related Organic	45	37	0	0	0	28	17
Other Non-Psychotic	574	486	12	0	0	111	161
Other Psychotic	441	381	2	0	30	189	131
Personality Disorder	19	18	1	0	0	8	4
Schizophrenia	447	346	2	0	0	308	182
Social Conditions	1,054	235	150	650	17	11	22
Substance Related	931	127	737	0	0	24	167
Deferred/No Diagnosis	65	2	32	25	5	1	0
County of Residence							
Canadian	1,155	728	134	186	24	197	143
Cleveland	3,182	1,900	825	265	76	645	1,047
Grady	1,023	592	187	215	0	225	57
McClain	254	181	59	15	0	46	63
Other Indicators							
Deaf and Hearing Impaired	48	29	4	2	0	17	18
Dual Diagnosis	551	499	36	0	0	163	146
Homeless	464	213	72	195	2	26	18

Notes: The same client may be counted in more than one category, e.g., clients can receive services under more than one contract source, in more than one "County of Residence," or may have multiple "Other Indicators." Please see Definition page for other considerations.

Oklahoma Department of Mental Health and Substance Abuse Services
 Counts of Admitted Clients Served by Funding Source for Each Planning Area During FY1998
PLANNING AREA = CENTRAL

	Funding Source						
	Total	Mental Health	Substance Abuse	Domestic Violence	Residential Care	Medicaid	Other
SED (6-17)	295	264	6	0	0	20	142
SMI (If ever)	2,516	2,024	247	70	98	948	730

Notes: The same client may be counted in more than one category, e.g., clients can receive services under more than one contract source, in more than one "County of Residence," or may have multiple "Other Indicators." Please see Definition page for other considerations.

Oklahoma Department of Mental Health and Substance Abuse Services
Counts of Admitted Clients Served by Funding Source for Each Planning Area During FY1998
PLANNING AREA = EAST CENTRAL

	Total	Funding Source					
		Mental Health	Substance Abuse	Domestic Violence	Residential Care	Medicaid	Other
Total							
Unduplicated Count	6,531	3,848	1,431	623	378	2,026	813
Agency Type							
Community Mental Health Center	4,436	3,454	394	0	33	1,906	725
Domestic Violence and Sexual Assault	643	0	22	623	0	0	6
Hospital	397	397	0	0	0	0	0
Other	204	156	47	0	1	0	0
Residential Care	345	0	0	0	345	0	0
Substance Abuse	1,044	0	1,001	0	0	126	82
Sex							
Female	3,329	1,946	594	467	138	1,165	447
Male	3,202	1,902	837	156	240	861	366
Age							
0-04	205	23	71	107	0	40	13
05-17	1,375	843	127	161	0	365	289
18-20	261	168	67	27	4	40	19
21-24	380	214	127	46	18	102	18
25-34	1,365	744	439	145	65	355	104
35-44	1,484	858	417	106	119	470	128
45-54	853	575	149	22	92	334	127
55-64	404	284	29	7	57	199	76
65-74	149	105	4	2	19	86	33
75-84	43	28	1	0	4	26	4
85+	12	6	0	0	0	9	2
Race							
White	4,828	3,016	1,048	360	251	1,534	574
Black	814	393	149	60	89	281	153
Native American	846	400	225	185	30	183	74
Hispanic	102	51	15	16	8	29	10
Asian	21	9	5	4	2	3	2
Presenting Problem/Diagnosis							
Alcohol Abuse	443	93	379	0	3	38	19
Developmental Disorder	558	303	18	1	92	172	140
Mood Disorder	1,938	1,608	109	1	31	760	269
Non Alcohol/Drug Related Organic	56	46	2	0	1	33	7
Other Non-Psychotic	790	589	93	0	1	296	128
Other Psychotic	554	335	17	0	186	196	34
Personality Disorder	39	28	5	0	0	25	0
Schizophrenia	567	429	19	0	17	389	105
Social Conditions	956	210	105	586	44	52	34
Substance Related	765	145	650	6	2	71	76
Deferred/No Diagnosis	270	160	69	32	9	0	1
County of Residence							
Adair	329	195	93	76	34	95	41
Cherokee	790	438	124	167	108	167	153
Creek	795	449	216	70	1	241	14
McIntosh	389	170	106	21	51	110	51
Muskogee	1,897	1,179	377	162	37	380	356
Okfuskee	448	205	55	16	114	199	4
Okmulgee	855	385	198	23	23	461	20
Sequoyah	675	580	111	30	17	266	85

Notes: The same client may be counted in more than one category, e.g., clients can receive services under more than one contract source, in more than one "County of Residence," or may have multiple "Other Indicators." Please see Definition page for other considerations.

Oklahoma Department of Mental Health and Substance Abuse Services
Counts of Admitted Clients Served by Funding Source for Each Planning Area During FY1998
PLANNING AREA = EAST CENTRAL

	Funding Source						
	Total	Mental Health	Substance Abuse	Domestic Violence	Residential Care	Medicaid	Other
Wagoner	465	279	167	61	4	114	89
Other Indicators							
Deaf and Hearing Impaired	39	27	10	0	0	14	2
Dual Diagnosis	405	341	70	0	3	132	35
Homeless	366	89	75	179	17	34	16
SED (6-17)	655	468	12	0	0	213	198
SMI (If ever)	3,194	2,294	404	84	375	1,402	404

Notes: The same client may be counted in more than one category, e.g., clients can receive services under more than one contract source, in more than one "County of Residence," or may have multiple "Other Indicators." Please see Definition page for other considerations.

Oklahoma Department of Mental Health and Substance Abuse Services
Counts of Admitted Clients Served by Funding Source for Each Planning Area During FY1998
PLANNING AREA = NORTHEAST

	Funding Source						
	Total	Mental Health	Substance Abuse	Domestic Violence	Residential Care	Medicaid	Other
Total							
Unduplicated Count	8,846	3,792	2,156	1,792	360	1,394	2,537
Agency Type							
Community Mental Health Center	5,115	3,473	256	0	0	1,375	2,481
Domestic Violence and Sexual Assault	1,765	0	14	1,756	0	0	1
Hospital	549	549	0	0	0	0	0
Other	171	35	116	40	0	0	2
Residential Care	360	0	0	0	360	0	0
Substance Abuse	1,841	2	1,822	0	0	21	54
Sex							
Female	4,401	1,955	640	1,228	118	895	1,241
Male	4,445	1,837	1,516	564	242	499	1,296
Age							
0-04	366	31	23	232	0	3	102
05-17	1,872	870	157	308	0	28	1,032
18-20	470	165	186	115	5	13	70
21-24	623	207	242	157	9	80	46
25-34	1,835	710	600	483	42	314	243
35-44	1,938	870	656	352	96	365	397
45-54	942	514	217	112	79	231	279
55-64	466	278	50	22	76	184	210
65-74	180	94	20	5	33	77	93
75-84	104	40	5	3	20	59	47
85+	50	13	0	3	0	40	18
Race							
White	7,049	3,133	1,637	1,410	280	1,162	2,050
Black	411	161	94	83	44	77	127
Native American	1,257	446	383	238	21	135	301
Hispanic	230	79	56	62	13	18	57
Asian	19	3	9	6	2	2	2
Presenting Problem/Diagnosis							
Alcohol Abuse	1,000	62	944	1	3	10	28
Developmental Disorder	796	387	10	2	78	27	522
Mood Disorder	2,262	1,684	82	4	99	586	802
Non Alcohol/Drug Related Organic	77	47	0	0	0	41	22
Other Non-Psychotic	1,012	627	40	0	0	181	498
Other Psychotic	492	338	7	1	88	142	148
Personality Disorder	44	33	8	0	0	12	7
Schizophrenia	674	483	9	0	0	358	383
Social Conditions	2,041	158	133	1,675	68	16	67
Substance Related	1,007	97	926	1	0	25	61
Deferred/No Diagnosis	209	2	65	109	32	1	1
County of Residence							
Craig	602	307	67	22	210	205	212
Delaware	611	240	130	86	13	86	205
Kay	1,436	788	276	184	0	228	628
Mayes	605	266	127	38	72	121	128
Noble	275	109	81	54	7	38	71
Nowata	210	80	54	49	0	36	37
Osage	527	248	169	47	4	72	168
Ottawa	634	273	102	106	2	103	196

Notes: The same client may be counted in more than one category, e.g., clients can receive services under more than one contract source, in more than one "County of Residence," or may have multiple "Other Indicators." Please see Definition page for other considerations.

Oklahoma Department of Mental Health and Substance Abuse Services
Counts of Admitted Clients Served by Funding Source for Each Planning Area During FY1998
PLANNING AREA = NORTHEAST

	Total	Funding Source					Other
		Mental Health	Substance Abuse	Domestic Violence	Residential Care	Medicaid	
Pawnee	295	135	119	30	0	46	83
Payne	1,496	530	426	450	1	165	410
Rogers	877	328	314	167	53	114	159
Washington	1,441	535	315	568	1	189	242
Other Indicators							
Deaf and Hearing Impaired	55	21	8	4	2	20	19
Dual Diagnosis	572	466	71	0	0	156	151
Homeless	598	106	142	333	19	29	26
SED (6-17)	706	453	9	3	0	11	500
SMI (If ever)	2,973	1,953	369	170	359	1,115	1,106

Notes: The same client may be counted in more than one category, e.g., clients can receive services under more than one contract source, in more than one "County of Residence," or may have multiple "Other Indicators." Please see Definition page for other considerations.

Oklahoma Department of Mental Health and Substance Abuse Services
Counts of Admitted Clients Served by Funding Source for Each Planning Area During FY1998
PLANNING AREA = NORTHWEST

	Total	Funding Source					
		Mental Health	Substance Abuse	Domestic Violence	Residential Care	Medicaid	Other
Total							
Unduplicated Count	3,610	2,300	552	699	11	697	472
Agency Type							
Community Mental Health Center	2,528	2,278	130	0	0	680	463
Domestic Violence and Sexual Assault	699	0	0	699	0	0	0
Hospital	42	42	0	0	0	0	0
Other	1	1	0	0	0	0	0
Residential Care	11	0	0	0	11	0	0
Substance Abuse	464	0	443	0	0	17	9
Sex							
Female	1,947	1,242	168	483	5	416	228
Male	1,663	1,058	384	216	6	281	244
Age							
0-04	119	11	8	96	0	2	11
05-17	723	436	63	156	0	77	271
18-20	199	118	46	36	0	16	25
21-24	243	143	47	61	0	18	7
25-34	768	450	180	163	2	118	35
35-44	827	568	147	130	2	173	48
45-54	391	304	51	43	2	111	42
55-64	221	172	9	10	4	111	19
65-74	80	69	0	3	1	46	7
75-84	33	26	1	1	0	20	7
85+	6	3	0	0	0	5	0
Race							
White	3,091	2,069	445	532	10	620	390
Black	193	93	44	43	1	42	44
Native American	116	43	29	39	0	9	13
Hispanic	220	98	35	83	0	25	24
Asian	9	4	1	4	0	1	1
Presenting Problem/Diagnosis							
Alcohol Abuse	317	150	189	2	1	15	4
Developmental Disorder	227	187	0	3	4	40	129
Mood Disorder	1,142	1,061	14	18	0	283	156
Non Alcohol/Drug Related Organic	40	35	1	0	0	15	5
Other Non-Psychotic	358	324	3	0	0	78	81
Other Psychotic	175	144	1	8	5	81	18
Personality Disorder	51	51	0	0	0	7	11
Schizophrenia	221	188	5	0	0	138	46
Social Conditions	740	119	61	559	1	21	11
Substance Related	304	73	236	4	0	7	9
Deferred/No Diagnosis	186	7	63	108	0	12	2
County of Residence							
Alfalfa	92	65	17	5	3	25	0
Beaver	39	27	9	2	0	7	0
Cimarron	30	24	5	1	1	6	0
Ellis	64	45	5	15	0	12	1
Garfield	1,244	735	114	370	1	181	341
Grant	69	45	5	11	0	32	12
Harper	57	37	5	1	0	27	1
Kingfisher	180	132	16	8	1	24	41

Notes: The same client may be counted in more than one category, e.g., clients can receive services under more than one contract source, in more than one "County of Residence," or may have multiple "Other Indicators." Please see Definition page for other considerations.

Oklahoma Department of Mental Health and Substance Abuse Services
Counts of Admitted Clients Served by Funding Source for Each Planning Area During FY1998
PLANNING AREA = NORTHWEST

	Total	Funding Source					Other
		Mental Health	Substance Abuse	Domestic Violence	Residential Care	Medicaid	
Logan	456	218	197	26	0	68	71
Major	120	110	6	6	1	27	2
Texas	466	226	109	144	0	69	3
Woods	227	197	24	7	0	68	0
Woodward	587	447	42	104	4	152	0
Other Indicators							
Deaf and Hearing Impaired	20	13	2	4	0	7	3
Dual Diagnosis	270	257	7	0	0	65	16
Homeless	247	59	40	154	1	12	5
SED (6-17)	290	238	4	1	0	29	209
SMI (If ever)	1,435	1,212	104	88	11	526	169

Notes: The same client may be counted in more than one category, e.g., clients can receive services under more than one contract source, in more than one "County of Residence," or may have multiple "Other Indicators." Please see Definition page for other considerations.

Oklahoma Department of Mental Health and Substance Abuse Services
Counts of Admitted Clients Served by Funding Source for Each Planning Area During FY1998
PLANNING AREA = OKLAHOMA CITY METRO

	Funding Source						
	Total	Mental Health	Substance Abuse	Domestic Violence	Residential Care	Medicaid	Other
Total							
Unduplicated Count	14,260	6,576	4,394	1,386	111	3,447	3,884
Agency Type							
Community Mental Health Center	10,238	6,288	1,813	0	0	3,380	3,795
Domestic Violence and Sexual Assault	1,383	0	1	1,383	0	0	0
Hospital	775	775	0	0	0	0	0
Other	39	35	1	3	0	0	0
Residential Care	111	0	0	0	111	0	0
Substance Abuse	2,960	2	2,908	0	0	71	91
Sex							
Female	7,312	3,379	1,626	1,034	30	2,107	2,125
Male	6,948	3,197	2,768	352	81	1,340	1,759
Age							
0-04	526	78	59	234	0	66	207
05-17	2,239	747	253	295	0	512	1,287
18-20	557	255	227	77	2	51	81
21-24	850	414	319	118	4	84	96
25-34	3,033	1,411	1,329	328	16	464	467
35-44	3,630	1,779	1,507	248	33	792	684
45-54	1,796	1,030	499	74	30	566	402
55-64	779	470	137	10	15	317	260
65-74	417	226	51	2	9	253	196
75-84	259	110	11	0	2	202	115
85+	174	56	2	0	0	140	89
Race							
White	9,891	4,902	3,013	788	82	2,322	2,597
Black	3,118	1,211	946	404	23	861	965
Native American	798	240	334	110	3	157	170
Hispanic	518	234	125	81	2	92	136
Asian	85	48	15	8	1	19	18
Presenting Problem/Diagnosis							
Alcohol Abuse	1,339	212	1,220	0	1	50	50
Developmental Disorder	705	311	7	1	9	216	522
Mood Disorder	3,986	2,827	471	0	25	1,191	1,243
Non Alcohol/Drug Related Organic	203	102	7	0	0	128	86
Other Non-Psychotic	1,962	1,060	120	0	0	610	941
Other Psychotic	1,203	961	123	1	35	384	247
Personality Disorder	40	23	4	0	0	20	20
Schizophrenia	1,454	1,031	115	0	0	755	517
Social Conditions	2,033	228	264	1,380	38	80	185
Substance Related	2,297	248	2,159	1	1	42	88
Deferred/No Diagnosis	125	13	103	4	3	6	3
County of Residence							
Lincoln	531	180	89	23	19	296	218
Oklahoma	12,701	6,078	3,972	1,241	91	2,872	3,242
Pottawatomie	1,115	355	352	126	1	286	426
Other Indicators							
Deaf and Hearing Impaired	120	63	29	8	1	45	32
Dual Diagnosis	1,208	894	327	0	0	363	320
Homeless	1,436	494	541	511	6	55	39
SED (6-17)	593	337	17	0	0	187	370

Notes: The same client may be counted in more than one category, e.g., clients can receive services under more than one contract source, in more than one "County of Residence," or may have multiple "Other Indicators." Please see Definition page for other considerations.

Oklahoma Department of Mental Health and Substance Abuse Services
 Counts of Admitted Clients Served by Funding Source for Each Planning Area During FY1998
PLANNING AREA = OKLAHOMA CITY METRO

	Funding Source					
	Total	Mental Health	Substance Abuse	Domestic Violence	Residential Care	Medicaid Other
SMI (If ever)	6,552	4,380	1,685	144	111	2,260 1,595

Notes: The same client may be counted in more than one category, e.g., clients can receive services under more than one contract source, in more than one "County of Residence," or may have multiple "Other Indicators." Please see Definition page for other considerations.

Oklahoma Department of Mental Health and Substance Abuse Services
Counts of Admitted Clients Served by Funding Source for Each Planning Area During FY1998
PLANNING AREA = SOUTHEAST

	Funding Source						
	Total	Mental Health	Substance Abuse	Domestic Violence	Residential Care	Medicaid	Other
Total							
Unduplicated Count	9,665	5,481	2,237	1,390	56	2,164	1,710
Agency Type							
Community Mental Health Center	6,435	5,365	323	0	0	1,945	1,592
Domestic Violence and Sexual Assault	1,391	0	1	1,390	0	0	0
Hospital	339	339	0	0	0	0	0
Other	13	5	8	0	1	0	0
Residential Care	55	0	0	0	55	0	0
Substance Abuse	2,056	1	1,966	0	0	233	120
Sex							
Female	5,137	2,966	800	1,009	24	1,385	855
Male	4,528	2,515	1,437	381	32	779	855
Age							
0-04	380	80	44	190	0	36	127
05-17	1,683	748	363	253	0	256	705
18-20	433	203	151	82	0	25	69
21-24	685	347	194	158	2	126	65
25-34	1,986	1,010	651	354	10	410	181
35-44	2,257	1,404	582	250	15	566	250
45-54	1,320	968	192	82	14	393	153
55-64	576	457	49	13	11	207	84
65-74	244	184	9	7	4	97	61
75-84	86	68	2	1	0	38	14
85+	15	12	0	0	0	10	1
Race							
White	7,691	4,570	1,661	1,035	44	1,732	1,335
Black	720	378	185	92	4	192	149
Native American	1,123	463	357	228	7	208	184
Hispanic	172	86	48	26	1	27	41
Asian	23	9	0	10	0	6	1
Presenting Problem/Diagnosis							
Alcohol Abuse	879	235	721	6	0	65	56
Developmental Disorder	548	283	45	86	10	117	244
Mood Disorder	2,564	2,268	27	10	13	766	400
Non Alcohol/Drug Related Organic	112	88	0	0	0	49	16
Other Non-Psychotic	1,406	1,001	62	0	0	408	529
Other Psychotic	640	579	3	2	12	225	101
Personality Disorder	46	35	4	0	0	17	10
Schizophrenia	721	617	3	0	0	372	114
Social Conditions	1,788	262	183	1,249	19	77	160
Substance Related	1,330	239	1,179	4	1	81	84
Deferred/No Diagnosis	87	5	45	34	3	3	0
County of Residence							
Atoka	285	120	145	17	1	48	17
Bryan	934	461	160	198	0	215	275
Carter	875	580	132	137	1	196	237
Choctaw	405	187	154	76	2	97	15
Coal	204	55	115	13	1	51	35
Garvin	645	479	71	60	0	140	267
Haskell	182	154	24	6	0	33	5
Hughes	228	159	50	16	1	60	5

Notes: The same client may be counted in more than one category, e.g., clients can receive services under more than one contract source, in more than one "County of Residence," or may have multiple "Other Indicators." Please see Definition page for other considerations.

Oklahoma Department of Mental Health and Substance Abuse Services
Counts of Admitted Clients Served by Funding Source for Each Planning Area During FY1998
PLANNING AREA = SOUTHEAST

	Funding Source						
	Total	Mental Health	Substance Abuse	Domestic Violence	Residential Care	Medicaid	Other
Johnston	351	213	81	11	0	103	103
Latimer	238	124	80	4	0	64	1
LeFlore	685	409	117	153	3	41	3
Love	167	111	19	16	0	27	70
Marshall	209	159	28	19	0	57	48
McCurtain	897	366	262	296	5	160	11
Murray	282	195	37	14	4	67	78
Pittsburgh	1,118	695	375	23	29	130	47
Pontotoc	955	484	162	245	1	218	244
Pushmataha	268	134	96	47	0	46	7
Seminole	883	449	144	53	8	414	242
Other Indicators							
Deaf and Hearing Impaired	57	36	7	5	2	17	10
Dual Diagnosis	522	492	29	0	0	140	69
Homeless	596	138	49	411	1	26	23
SED (6-17)	307	247	4	0	0	37	146
SMI (If ever)	3,540	2,903	281	102	55	1,437	581

Notes: The same client may be counted in more than one category, e.g., clients can receive services under more than one contract source, in more than one "County of Residence," or may have multiple "Other Indicators." Please see Definition page for other considerations.

Oklahoma Department of Mental Health and Substance Abuse Services
Counts of Admitted Clients Served by Funding Source for Each Planning Area During FY1998
PLANNING AREA = SOUTHWEST

	Total	Funding Source					
		Mental Health	Substance Abuse	Domestic Violence	Residential Care	Medicaid	Other
Total							
Unduplicated Count	5,400	2,977	1,382	1,161	76	554	102
Agency Type							
Community Mental Health Center	3,236	2,916	272	0	0	534	68
Domestic Violence and Sexual Assault	1,162	0	3	1,161	0	0	0
Hospital	89	89	0	0	0	0	0
Other	2	2	0	0	0	0	0
Residential Care	90	20	0	0	76	0	0
Substance Abuse	1,164	0	1,149	0	0	20	34
Sex							
Female	2,861	1,624	429	848	40	346	38
Male	2,539	1,353	953	313	36	208	64
Age							
0-04	242	41	28	175	0	5	1
05-17	865	459	90	280	0	54	43
18-20	290	126	107	70	1	3	3
21-24	443	223	143	107	0	36	5
25-34	1,227	603	433	255	8	134	18
35-44	1,329	786	414	207	23	145	18
45-54	608	440	121	48	18	91	11
55-64	261	188	37	18	11	53	2
65-74	90	75	8	0	12	21	1
75-84	40	31	1	1	3	11	0
85+	5	5	0	0	0	1	0
Race							
White	3,901	2,318	922	757	61	438	65
Black	718	334	182	209	11	56	17
Native American	440	164	211	70	3	36	14
Hispanic	349	149	77	120	1	23	6
Asian	30	20	3	8	0	1	0
Presenting Problem/Diagnosis							
Alcohol Abuse	616	150	514	1	0	12	11
Developmental Disorder	220	189	2	2	10	24	14
Mood Disorder	1,224	1,134	15	4	12	246	16
Non Alcohol/Drug Related Organic	40	37	0	0	0	8	0
Other Non-Psychotic	712	666	10	0	0	99	17
Other Psychotic	291	264	4	2	16	39	6
Personality Disorder	28	22	0	0	0	10	1
Schizophrenia	343	317	9	0	0	84	9
Social Conditions	1,234	98	47	1,069	23	11	4
Substance Related	860	155	769	1	0	17	24
Deferred/No Diagnosis	178	13	67	84	15	4	0
County of Residence							
Beckham	613	432	126	58	0	136	3
Blaine	230	163	49	11	0	49	3
Caddo	446	212	192	44	0	27	17
Comanche	1,498	810	363	345	48	45	31
Cotton	71	25	38	11	0	0	3
Custer	678	437	112	131	1	134	9
Dewey	81	61	11	9	2	13	2
Greer	126	75	29	17	0	32	2

Notes: The same client may be counted in more than one category, e.g., clients can receive services under more than one contract source, in more than one "County of Residence," or may have multiple "Other Indicators." Please see Definition page for other considerations.

Oklahoma Department of Mental Health and Substance Abuse Services
Counts of Admitted Clients Served by Funding Source for Each Planning Area During FY1998
PLANNING AREA = SOUTHWEST

	Total	Funding Source					Other
		Mental Health	Substance Abuse	Domestic Violence	Residential Care	Medicaid	
Harmon	29	13	6	10	0	0	1
Jackson	505	146	129	236	2	6	4
Jefferson	57	30	20	11	0	5	3
Kiowa	244	166	47	22	0	55	2
Roger Mills	51	28	17	9	0	1	1
Stephens	567	234	204	182	23	9	12
Tillman	97	41	31	25	0	1	4
Washita	210	130	39	43	0	41	5
Other Indicators							
Deaf and Hearing Impaired	26	12	5	6	0	7	1
Dual Diagnosis	273	255	16	0	0	44	5
Homeless	343	48	147	150	1	4	0
SED (6-17)	294	257	9	0	0	27	27
SMI (If ever)	1,766	1,467	206	85	73	408	29

Notes: The same client may be counted in more than one category, e.g., clients can receive services under more than one contract source, in more than one "County of Residence," or may have multiple "Other Indicators." Please see Definition page for other considerations.

Oklahoma Department of Mental Health and Substance Abuse Services
Counts of Admitted Clients Served by Funding Source for Each Planning Area During FY1998
PLANNING AREA = TULSA METRO

	Total	Funding Source					
		Mental Health	Substance Abuse	Domestic Violence	Residential Care	Medicaid	Other
Total							
Unduplicated Count	9,376	4,770	4,154	1,318	48	1,351	1,001
Agency Type							
Community Mental Health Center	5,279	4,585	1,368	0	0	1,321	618
Domestic Violence and Sexual Assault	1,508	0	279	1,318	0	0	32
Hospital	481	481	0	0	0	0	0
Other	221	0	221	0	0	0	0
Residential Care	48	0	0	0	48	0	0
Substance Abuse	2,792	68	2,591	0	0	31	353
Sex							
Female	4,484	2,505	1,399	895	21	812	463
Male	4,892	2,265	2,755	423	27	539	538
Age							
0-04	266	9	65	142	0	9	57
05-17	1,068	401	335	181	0	138	237
18-20	385	194	199	52	0	20	25
21-24	647	300	316	117	3	48	47
25-34	2,339	1,080	1,240	395	4	232	197
35-44	2,726	1,439	1,361	315	9	440	271
45-54	1,320	840	526	95	11	274	107
55-64	448	357	97	16	13	137	37
65-74	139	116	14	5	6	44	19
75-84	34	31	1	0	2	7	4
85+	4	3	0	0	0	2	0
Race							
White	6,509	3,549	2,869	817	37	889	657
Black	1,998	923	847	306	7	367	250
Native American	635	199	361	104	4	50	60
Hispanic	282	102	115	73	0	35	32
Asian	57	33	7	19	0	11	4
Presenting Problem/Diagnosis							
Alcohol Abuse	1,031	86	927	12	2	12	177
Developmental Disorder	218	145	0	1	5	42	88
Mood Disorder	2,710	2,397	837	2	19	482	189
Non Alcohol/Drug Related Organic	56	53	4	0	0	23	2
Other Non-Psychotic	714	522	78	0	0	112	192
Other Psychotic	777	717	135	2	16	193	36
Personality Disorder	88	84	21	0	0	18	4
Schizophrenia	902	838	180	0	0	413	91
Social Conditions	1,641	62	333	1,291	6	41	50
Substance Related	1,792	99	1,693	7	0	27	174
Deferred/No Diagnosis	252	13	235	4	0	0	1
County of Residence							
Osage	15	8	6	2	0	2	1
Tulsa	9,363	4,762	4,148	1,316	48	1,349	1,000
Other Indicators							
Deaf and Hearing Impaired	34	22	7	5	0	8	4
Dual Diagnosis	1,270	1,056	890	0	0	282	59
Homeless	1,145	516	569	214	1	87	71
SED (6-17)	420	314	20	3	0	47	150
SMI (If ever)	4,300	3,569	1,439	157	48	1,139	335

Notes: The same client may be counted in more than one category, e.g., clients can receive services under more than one contract source, in more than one "County of Residence," or may have multiple "Other Indicators." Please see Definition page for other considerations.

Oklahoma Department of Mental Health and Substance Abuse Services
Counts of Admitted Clients Served by Funding Source for Each Planning Area During FY1998
PLANNING AREA = UNKNOWN/OUT OF STATE

	Total	Funding Source					
		Mental Health	Substance Abuse	Domestic Violence	Residential Care	Medicaid	Other
Total							
Unduplicated Count	736	169	147	415	2	9	13
Agency Type							
Community Mental Health Center	141	112	29	0	0	5	8
Domestic Violence and Sexual Assault	416	0	1	415	0	0	0
Hospital	70	70	0	0	0	0	0
Other	3	3	0	0	0	0	0
Residential Care	2	0	0	0	2	0	0
Substance Abuse	122	0	118	0	0	4	5
Sex							
Female	415	58	44	311	0	5	4
Male	321	111	103	104	2	4	9
Age							
0-04	92	0	2	90	0	0	0
05-17	152	4	8	139	0	2	1
18-20	25	6	8	11	0	0	0
21-24	56	13	18	25	0	1	1
25-34	176	58	43	79	0	1	3
35-44	146	45	48	52	1	5	0
45-54	57	24	16	13	1	0	3
55-64	22	12	4	6	0	0	0
65-74	8	7	0	0	0	0	3
75-84	2	0	0	0	0	0	2
Race							
White	500	143	120	235	2	5	10
Black	102	14	10	75	0	1	2
Native American	65	5	12	48	0	2	0
Hispanic	66	6	5	55	0	1	1
Asian	4	1	0	3	0	0	0
Presenting Problem/Diagnosis							
Alcohol Abuse	70	10	59	0	0	1	2
Developmental Disorder	3	2	0	0	1	0	0
Mood Disorder	61	55	8	1	0	1	0
Non Alcohol/Drug Related Organic	5	2	1	0	0	0	3
Other Non-Psychotic	21	17	1	0	0	2	3
Other Psychotic	59	57	3	0	1	0	1
Schizophrenia	18	17	0	0	0	2	1
Social Conditions	406	7	11	388	0	0	0
Substance Related	68	5	63	0	0	2	3
Deferred/No Diagnosis	31	0	3	27	0	1	0
County of Residence							
Out of State/Unknown	736	169	147	415	2	9	13
Other Indicators							
Deaf and Hearing Impaired	2	0	0	2	0	0	0
Dual Diagnosis	32	26	9	0	0	1	0
Homeless	278	28	22	229	0	0	1
SED (6-17)	2	1	1	0	0	0	0
SMI (If ever)	145	102	26	16	2	4	5

Notes: The same client may be counted in more than one category, e.g., clients can receive services under more than one contract source, in more than one "County of Residence," or may have multiple "Other Indicators." Please see Definition page for other considerations.

Definitions of Terms and Categorization Variables

The following are definitions of terms and categorization variables used in this Data Book report.

Admitted Clients Served

Admitted Clients Served had an admission transaction in the ICIS before or during the report year and had received a service during the year. They are counted only once in the total for each level of aggregation. This is called an unduplicated count.

Age

Client age is computed using the client's age at the middle of the fiscal year.

Contacts

Individuals are counted as contacts when they call or visit an agency, but are not admitted.

Funding Source

Funding Source helps identify the payment source of services. Frequently, clients receive services under multiple funding sources. The funding source categories for this report were Mental Health, Substance Abuse, Domestic Violence, Residential Care, Medicaid, and Other.

ICIS

The Oklahoma Department of Mental Health and Substance Abuse Services maintains an agency-wide database, the Integrated Client Information System (ICIS), to which all Department-funded services and transactions are reported. The ICIS contains demographic and service information about clients and agencies.

List of Agencies by Type

The following is a list of agencies by type that provided data during the Fiscal Year 1998:

AGENCY TYPE**AGENCY NAME****Community Mental Health**

ASSOCIATED CENTERS FOR THERAPY, INC.
BILL WILLIS MENTAL HEALTH
CARL ALBERT CMHC
CENTRAL OKLAHOMA CMHC
CHISHOLM TRAIL COUNSELING SVC
COMMUNITY COUNSELING CENTER
CREEKS MENTAL HEALTH SERVICES
EDWIN FAIR CMHC
GRAND LAKE M.H.C.
GREEN COUNTRY BEHAVIORAL HEALTH SERVICES
HOPE COMMUNITY SERVICES, INC.
JIM TALIAFERRO CMHC
MENTAL HEALTH SERVICES OF SOUTHERN OKLAHOMA
NORTH CARE CENTER
OKLAHOMA COUNTY CRISIS INTERVENTION CENTER
PARKSIDE, INC.
RED ROCK BEHAVIORAL HEALTH SERVICES
RED ROCK WEST
WESTERN STATE PSYCHIATRIC CENTER
WHEATLAND MENTAL HEALTH CENTER, INC.

Domestic Violence and Sexual Assault

ACMI HOUSE INC
ACTION ASSOCIATES, INC.
CALL RAPE INC.
COMMUNITY CRISIS CENTER, INC.
CRISIS CONTROL CENTER
DOMESTIC VIOLENCE PROGRAM OF N. CENTRAL OK.
DOMESTIC VIOLENCE INTERVENTION SERVICES
FAMILY CRISIS & COUNSELING CENTER
FAMILY CRISIS CENTER, INC.
FAMILY RESOURCE CENTER
FAMILY SHELTER
HELP-IN-CRISIS, INC.
N.W. DOMESTIC CRISIS SERVICES
NEW DIRECTIONS, INC.
PROJECT SAFE, INC.
ROGERS COUNTYCOMMUNITY SERVICES
S.O.S. FOR FAMILIES
SAFE HAVEN
STEPHENS COUNTY VOLUNTEERS FOR CRISIS INTERVENTION
STILLWATER DOMESTIC VIOLENCE SERVICE INC.
TULSA SEXUAL ASSAULT NURSE EXAMINERS PROGRAM
WOMEN IN SAFE HOMES, INC.
WOMEN'S CRISIS SERVICES
WOMEN'S SERVICE & FAMILY RESOURCE CENTER
WOMENS RESOURCE CENTER

AGENCY TYPE	AGENCY NAME
Hospitals	YWCA CRISIS CENTER YWCA OF OKC CRISIS SERVICES EASTERN STATE HOSPITAL GRIFFIN MEMORIAL HOSPITAL OKLAHOMA YOUTH CENTER
Other Agencies	CENTER FOR CHILDREN & FAMILIES DIVORCE VISITATION ARBITRATION GREAT PLAINS IMPROVEMENT FND. HIV RESOURCE CONSORTIUM HOMINY HEALTH SRVCS CENTER INC. PEOPLE INCORPORATED PROJECT HEARTLAND TRANSITION HOUSE INC. TULSA METROPOLITAN MINISTRY
Residential Care	BOLEY RESIDENTIAL CARE HOME BOLEY RESIDENTIAL CARE HOME II CLETA'S COTTAGE COPP'S RESIDENTIAL CARE, INC. COUNTRY LANE RESIDENTIAL CARE HOME DON MENTZER FACILITY DOW RESIDENTIAL CARE HOME DUNCAN COMMUNITY RESIDENCE INC DYCO PROPERTIES, INC. EDNA LEE'S RESIDENTIAL CARE EL RENO RESIDENTIAL CARE ELM TREE HOUSE FAIR OAKS GOLDEN YEARS GREEN ACRES HAV-TAPINC DBA, THE HARBOR HIGH CEDAR RESIDENTIAL CARE LAKE FRANCIS RETIREMENT CENTER MILLER COZY HOME, INC. NORTH FORK RESIDENTIAL CARE PADEN RESIDENTIAL CARE RAMBLING ROSE RESIDENTIAL CARE SANTE FE RESIDENTIAL CARE SHERRYS OLD FASHIONED R & B SOUTHWEST RETIREMENT HOME, INC STEVENSON ASSISTANT LIVING HOME SUGAR MOUNTAIN RETREAT SUNNY ACRES BOARDING MANOR, INC. SUNNY ACRES RESIDENTIAL CARE

AGENCY TYPE**AGENCY NAME**

Substance Abuse

ADA AREA CHEMICAL DEPENDENCY CENTER, INC.
ALPHA II, INC.
BRIDGEWAY
CAA TURNING POINT
CARE FOR CHANGE, INC.
COMMUNITY ALCOHOLISM SERVICES
CROSSROADS COUNSELING
CROSSROADS INCORPORATED
DRUG RECOVERY, INC.
EAGLE RIDGE INSTITUTE
EDMOND FAMILY SERVICES, INC.
FIRST WINGS OF FREEDOM
GATEWAY TO PREVENTION/RECOVERY
HOUSE OF HOPE, INC.
INDIAN HEALTH CARE RESOURCE CENTER
KIAMICHI COUNCIL ON ALCOHOLISM
LASTSTOP
LEFLORE COUNTY YOUTH & FAMILY SERVICES, INC.
LIFE IMPROVEMENT CENTER
LOGAN COUNTY YOUTH AND FAMILY SERVICES INC.
METRO TULSA SUBSTANCE ABUSE SERVICES
MONARCH, INC.
MOORE ALCOHOL AND DRUG CENTER
MUSKOGEE COUNTYCOUNCIL YTH SV
MUSKOGEE INTERVENTION PROGRAM
N.E. OK COUNCIL ON ALCOHOLISM
NAIC CENTER OF OKLAHOMA ALCOHOL & DRUG SERVICES, INC.
NATIVE AMERICAN CENTER OF RECOVERY
NEW HOPE OF MANGUM
NORMAN ALCOHOL AND DRUG TREATMENT CENTER
NW SUBSTANCE TREATMENT CENTER
OPPORTUNITIES, INC.
PALMER DRUG ABUSE PROGRAM INC.
PAYNE COUNTYCOUNSELING SVC, INC.
ROADBACK, INC.
ROGERS COUNTY DRUG ABUSE PROGRAM, INC.
S.W. YOUTH & FAMILY SERVICES
SECOND CHANCE CDU
SOAARR, INC.
STARTING POINT II, INC.
STREET SCHOOL, INC.
THE NEXT STEP NETWORK, INC.
THE OAKS BEHAVIORAL HEALTH CENTER
THE REFERRAL CENTER
TOTAL LIFE COUNSELING
TRI-CITY SUBSTANCE ABUSE CENTER

AGENCY TYPE

AGENCY NAME

TRI-CITY YOUTH & FAMILY CENTER
TURNING POINT
TWELVE & TWELVE, INC.
VINITA ALCOHOL AND DRUG TREATMENT CENTER

ODMHSAS

Refers to the Oklahoma Department of Mental Health and Substance Abuse Services.

Other Indicators

There are several groups of clients that are of special interest because they have special treatment needs, state or federal requirements regarding their placement or the services they receive, or because they are part of a priority population. The definitions of these groups and criteria for their selection are provided below:

- Deaf and Hearing Impaired
Clients who are deaf, hard of hearing, or indicated the need for an interpreter for the deaf were grouped to form the Deaf and Hearing Impaired category.
- Homeless
A homeless person under ICIS criteria is a person who: (a) lacks a fixed, regular and adequate night time residence AND (b) has a primary night time residence that is a supervised publicly or privately operated shelter designed to provide temporary living accommodations including welfare hotels, congregate shelters, halfway houses, and transitional housing for the mentally ill; or an institution that provides a temporary residence for individuals intended to be institutionalized; or a public or private place not designed for, or ordinarily used as, a regular sleeping accommodation for human beings, not limited to people living on the streets. Individuals are considered homeless if they have lost their permanent residence, and are temporarily living in a shelter to avoid being on the street. Prisoners being released or in the custody of a correctional facility are not considered homeless at the time of admission for treatment. The definition also excludes persons in a hospital, residential care facility, commercial hotel/motel, supervised apartment, or living with parent/other relative (even if only temporarily). The definition does include domestic violence and sexual assault shelters, as the persons have fled a residence that is not adequate (i.e., not safe).

- Legal Status

Legal Status has three categories; Voluntary, Civil Involuntary, and Criminal Involuntary. The categories of legal status (with ICIS codes) are as follows:

Voluntary. These clients enter treatment voluntarily and are coded Voluntary Admission (01), Court Voluntary (02), Informal Admission (16), or Other (18).

Civil Involuntary. These clients are required by the court system to receive services, even though they may be reluctant. They are coded Court Commitment (03), Order of Detention (06), Juvenile Court Order (07), Transfer – Other Legal Entity (08), Court Ordered Juveniles in Need of Treatment, DHS given custody (10), Court Ordered Juveniles in Need of Treatment Parental Custody Retained (11), Emergency Detention (12), Continued Court Detention (13), 28-Day Court Commitment (14), or Protective Custody (17).

Criminal Involuntary. These clients are required to receive services because they have been accused of or have committed a crime. Codes include the following; Incompetent to Stand Trial (04), Not Guilty by Reason of Insanity (05), Court Order for Observation and Evaluation (09), Court Referred DUI Clients (15), Criminal Hold (20), or Court Commit with Hold (21).

- Adults with Serious Mental Illness (SMI)

SMI denotes clients who have been identified **at any time** as having a serious mental illness using the formal ODMHSAS definition. According to this definition, an Adult with a Serious Mental Illness must be an individual 18 years of age or older.

- Children with a Serious Emotional Disturbance (SED)

SED refers to children who meet departmental criteria for having a Serious Emotional Disturbance.

- Any Alcohol/Drug Problem

A substance abuse client is one who has one or more DSM-IV Axis I primary, secondary or tertiary diagnoses from categories 1.a. or 1.b. (in the Dual Diagnosis definition below) or one or more ICIS Substance Abuse Related Problems (710-731, 741-743). Clients identified only as co-dependents are not identified as substance abusers.

- Dual Diagnosis Client

A dual diagnosis client is one who meets the criteria for having a substance abuse diagnosis from categories 1.a. or 1.b. below and meets the criteria for a mental illness based on one or more DSM-IV Axis II primary, secondary, or tertiary diagnoses from categories 2.a. through 2.e. below.

- 1.a. Psychoactive Substance Induced Organic Disorders: 291.0-291.8, 292.0-292.83, 292.89-282.99
- b. Psychoactive Substance Use Disorders: 303.0-305.99.
- 2.a. Schizophrenia: 295.10, 295.20, 295.30, 295.40, 295.60, 295.70, 295.90
- b. Delusional (Paranoid) Disorder: 297.1
- c. Other Psychotic Disorders: 295.40, 295.70, 297.3, 298.8, 298.9, 297.1, 297.3
- d. Mood Disorders: 296.20-296.7
- e. Borderline Personality Disorder: 301.83

Presenting Problem/Diagnosis

Categories for this variable are based on the DSM-IV primary diagnosis or primary presenting problem. If the admitting agency has clinicians qualified to make a diagnosis, the diagnosis is used, otherwise, a presenting problem is used to define a client's category.

Categories	Codes
Developmental Disorders	
DSM-IV Codes:	302.5-302.69, 302.85, 307-307.39, 307.5-307.99, 309.21, 312-312.29, 312.9-313.21, 313.81-313.89, 314-314.99, 315-319.99, 299-299.99
Presenting Problems:	210, 240

Categories**Codes**

Non Alcohol/Drug Related Organic

DSM-IV Codes: 290-290.99, 293-293.83, 294-294.80, 310-310.10

Alcohol Abuse

DSM-IV Codes: 291-291.99, 293.9, 303-303.99, 305-305.02
Presenting Problems: 741, 710, 711

Other Substance Abuse

DSM-IV Codes: 305.1-305.99, 292-292.99, 304-304.99
Presenting Problems: 742, 743, 744, 720-731

Schizophrenia

DSM-IV Codes: 295 (excluding 295.4, 295.7)

Other Psychotic

DSM-IV Codes: 297-298.9, 295.40, 294.9, 295.70
Presenting Problems: 510-530, 650

Mood Disorders

DSM-IV Codes: 296-296.99, 301.13, 300.4-300.49, 293.89, 311-311.99
Presenting Problems: 500-503

Other Non-Psychotic

DSM-IV Codes: 300-300.39, 300.6-300.99, 302-302.49, 302.7-302.84, 302.89-302.99, 307-4-307.49, 307.8, 312.8, 308.3-309.19, 309.23-309.99, 312.3, 316-316.99, 780.50

Personality Disorders

DSM-IV Codes: 301-301.9

Social Conditions

DSM-IV Codes: V40.00-V40.60, V61-V71.02, 955.5-995.81
Presenting Problems: 740, 450, 620-632, 311-420

Deferred/No Diagnosis

DSM-IV Codes: 799.9-799.90, V71.09
Presenting Problems: 110, 130

Race

The Unknown category was utilized to group Clients who made no selection from the choices below indicating their race.

The following groupings are used for reporting race:

- White
- Black
- Native American
- Hispanic
- Asian
- Unknown

Various Categories:

In response to many special report requests in past years, the special reports table was generated to address the majority of those requests.

Description of the Data Book

This Data Book displays Counts of Admitted Clients Served by Funding Source for Sex, Age, Race, Presenting Problem/Diagnosis, County of Residence, and Other Indicators. It contains six tables presenting data for 1) Statewide Total, 2) Agency, 3) Agency Type, 4) Count of Residence, 5) Planning Area, and 6) Various Categories.

Admitted Clients Served by Funding Source

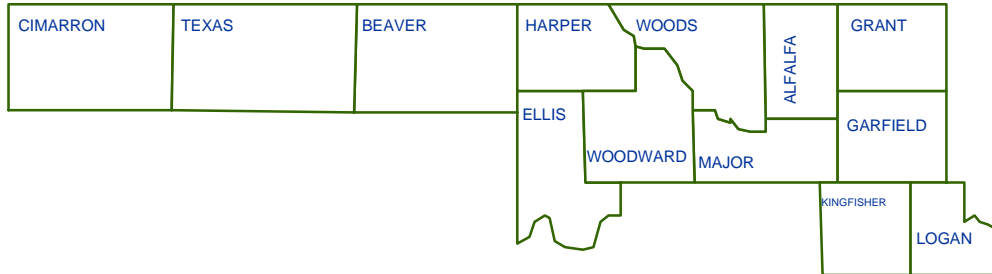
Admitted Clients Served are clients who have an admission transaction in the ICIS before or during the report year and had received a service during the report year. They are counted only once in the total for each level of aggregation or category in which they appear. This is called an unduplicated count. For example, a client may receive services at one hospital and then receive services at another hospital in the same year. This client would be counted twice (once at each hospital) in the agency report, but only once in the agency type and statewide tables. Because information such as age and sex should remain constant (except for data entry errors), counts for categories of these variables will sum to the total clients served on each table. Variables that might change from admission at one facility to admission at another or over time, (e.g., legal status, diagnosis, and target population) can be counted in more than one category and should not be summed.

This Data Book shows only clients who were admitted for services and excludes contacts. It enumerates admitted clients, but further limits the counts to specific subgroups of the client population. Each individual counted has received a service at some time during the year regardless of the year he/she was admitted. Clients are grouped by frequently referenced demographics: Sex, Age, Race, Presenting Problem/Diagnosis, County of Residence, and Other Indicators. A client may be in more than one of these groups, or a client's group may change during the year. As a result, the sum of target populations exceeds the total number served. However, for any given population, the age, race, and sex, which do not change (age is calculated as of a single point in time), are unduplicated counts and should equal the total.

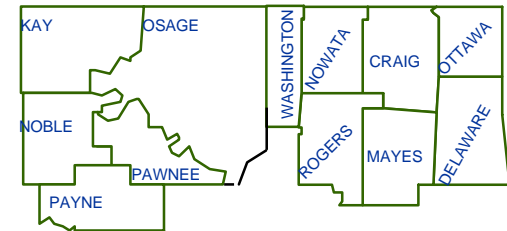
OKLAHOMA DEPARTMENT OF MENTAL HEALTH
AND SUBSTANCE ABUSE SERVICES

Planning Areas

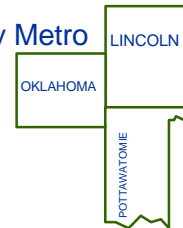
Northwest



Northeast



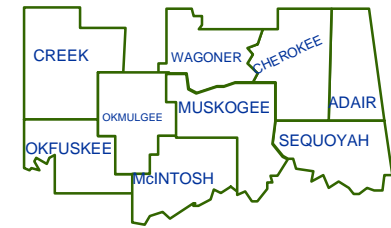
Oklahoma City Metro



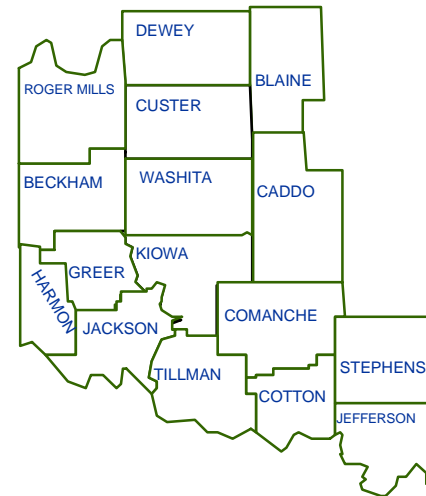
Tulsa Metro



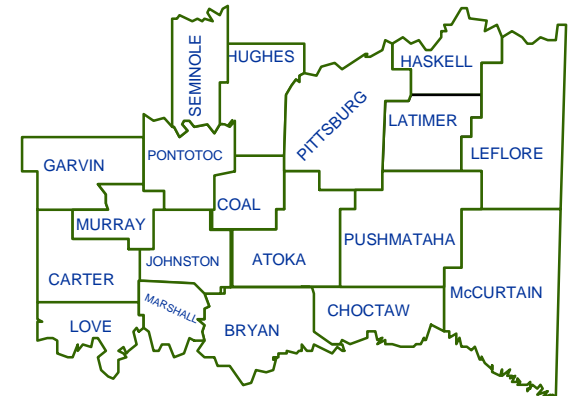
East Central



Central



Southwest



Southeast