

# *data*

BOOK FOR FISCAL YEAR 1999

Admitted Clients Served  
By Funding Source

Table 5. Counts of Admitted  
Clients Served for each Planning  
Area

# DATA BOOK FOR FISCAL YEAR 1999

Published by

Oklahoma Department of Mental Health and Substance Abuse  
Services

Prepared by

**Ali Akour, Ph.D.**

Data Analyst, Evaluation and Data Analysis Section  
Decision Support Services

2002

---

**Terry Cline, Ph.D., Commissioner**  
**Steve Davis, Ph.D., Director of Decision Support Services**  
**Mark Reynolds, Ed. D., Evaluation & Data Analysis Data Projects Manager**

## Public Domain Notice

The Data Book for Fiscal Year 1999 is in the public domain and may be reproduced or copied without permission from the Oklahoma Department of Mental Health and Substance Abuse Services. However, this publication may not be reproduced or distributed for a fee without the specific, written authorization of Oklahoma Department of Mental Health and Substance Abuse Services. Citation of the source is appreciated.

## Electronic Access to Publication

This publication is available on the World Wide Web at:  
<http://www.odmhsas.org/specialreports.htm>

## How to Contact Us

**Oklahoma Department of Mental Health and Substance Abuse Services  
Evaluation and Data Analysis Section**

P.O. Box 53277  
Oklahoma City, OK 73152-3277  
(405) 522-3813

# Contents

---

## Introduction

### Admitted Clients Served by Funding Source

- Table 1. Counts of Admitted Clients Served for **Statewide Total**
- Table 2. Counts of Admitted Clients Served for each **Agency**
- Table 3. Counts of Admitted Clients Served for each **Agency Type**
- Table 4. Counts of Admitted Clients Served for each **County of Residence**
- Table 5. Counts of Admitted Clients Served for each **Planning Area**
- Table 6. Counts of Admitted Clients Served for **Various Categories**

## Appendix

### Definitions of Terms and Categorization Variables

### Description of the Data Book

### Map of Planning Areas

# **DATA BOOK FOR FISCAL YEAR 1999**

## **Introduction**

---

Prior to Fiscal Year 1999, any client seen at an Oklahoma Department of Mental Health and Substance Abuse Services (ODMHSAS) contracted facility was reported, regardless of who paid for the service. Starting with Fiscal Year 1999, only clients funded in full or in part by ODMHSAS were reported. Therefore, previous years' reported client counts will be larger than in following years.

During the Fiscal Year 1999, the State of Oklahoma expenditures on community mental health services, inpatient facilities, substance abuse services, domestic violence/sexual assault services, and departmental management amounted to approximately \$168 million dollars. An unduplicated total of approximately 80,658 recipients were served system-wide in FY 1999. The unduplicated total of 80,658 recipients consists of 57,485 recipients that were admitted and served and 23,173 recipients that were contacts. This Data Book report is generated to provide basic information about these recipients for policy makers, interest groups, and others working to improve the quality of life for those in need.

The Data Book report is produced by the Evaluation and Data Analysis Section of the Decision Support Services Division at the ODMHSAS. The report summarizes demographic information for clients served in agencies operated by or funded through ODMHSAS. To create the Data Book report, data are extracted from the ODMHSAS Integrated Client Information System (ICIS). ICIS contains demographic and service information about service recipients and agencies.

This Data Book report focuses on Admitted Clients Served by Funding Source. To meet the specific needs of a variety of entities, the information is divided into tables and each table presents a different view of the data. Definitions of terms and a map of planning areas are also provided.

**Oklahoma Department of Mental Health and Substance Abuse Services**  
**Counts of Admitted Clients Served by Funding Source for Each Planning Area During FY1999**  
**PLANNING AREA = CENTRAL**

	<b>Funding Source</b>						
	<b>Total</b>	<b>Mental Health</b>	<b>Substance Abuse</b>	<b>Domestic Violence</b>	<b>Residential Care</b>	<b>Medicaid</b>	<b>Other</b>
<b>Total</b>							
Unduplicated Count	5,237	2,595	1,298	557	111	1,048	1,349
<b>Agency Type</b>							
Community Mental Health Center	2,874	2,085	61	0	0	1,037	977
Domestic Violence and Sexual Assault	559	0	4	557	0	0	0
Hospital	297	297	0	0	0	0	0
Other	360	360	0	0	0	0	0
Residential Care	111	0	0	0	111	0	0
Substance Abuse	1,448	0	1,245	0	0	13	381
<b>Sex</b>							
Female	2,760	1,448	482	474	50	683	631
Male	2,477	1,147	816	83	61	365	718
<b>Age</b>							
0-04	103	34	11	56	0	1	8
05-17	831	399	230	97	0	14	253
18-20	322	129	148	36	2	19	67
21-24	348	168	122	35	5	52	69
25-34	1,130	574	312	144	10	194	247
35-44	1,331	690	338	135	34	278	322
45-54	660	386	106	39	23	205	200
55-64	309	142	28	12	25	146	100
65-74	132	54	3	3	9	81	53
75-84	49	13	0	0	3	39	26
85+	22	6	0	0	0	19	4
<b>Race</b>							
White	4,421	2,249	1,061	454	98	901	1,152
Black	369	148	94	35	10	87	97
Native American	312	128	102	43	2	42	64
Hispanic	144	69	41	18	1	15	30
Asian	25	13	2	8	0	4	6
<b>Presenting Problem/Diagnosis</b>							
Alcohol Abuse	389	86	280	1	0	11	80
Developmental Disorder	190	121	1	6	9	22	102
Mood Disorder	1,453	1,128	8	4	50	412	437
Non Alcohol/Drug Related Organic	39	24	0	0	0	24	4
Other Non-Psychotic	488	391	2	0	0	125	111
Other Psychotic	397	267	4	0	25	186	133
Personality Disorder	4	4	0	0	0	3	0
Schizophrenia	372	197	3	0	0	244	145
Social Conditions	1,111	383	172	524	21	7	59
Substance Related	982	66	779	0	0	20	276
Deferred/No Diagnosis	100	2	66	22	6	2	11
<b>County of Residence</b>							
Canadian	860	518	123	126	27	167	10
Cleveland	3,250	1,471	939	238	84	589	1,256
Grady	919	504	188	174	0	243	11
McClain	232	110	50	19	0	52	72
<b>Other Indicators</b>							
Deaf and Hearing Impaired	35	19	5	0	0	13	11
Dual Diagnosis	379	285	26	0	0	137	144
Homeless	315	97	61	160	0	11	14

Notes: The same client may be counted in more than one category, e.g., clients can receive services under more than one contract source, in more than one "County of Residence," or may have multiple "Other Indicators." Please see Definition page for other considerations.

Oklahoma Department of Mental Health and Substance Abuse Services  
 Counts of Admitted Clients Served by Funding Source for Each Planning Area During FY1999  
**PLANNING AREA = CENTRAL**

	<b>Funding Source</b>						
	<b>Total</b>	<b>Mental Health</b>	<b>Substance Abuse</b>	<b>Domestic Violence</b>	<b>Residential Care</b>	<b>Medicaid</b>	<b>Other</b>
SED (6-17)	212	161	12	0	0	7	105
SMI (If ever)	2,183	1,422	199	82	108	887	653

**Oklahoma Department of Mental Health and Substance Abuse Services**  
**Counts of Admitted Clients Served by Funding Source for Each Planning Area During FY1999**  
**PLANNING AREA = EAST CENTRAL**

	Total	Funding Source					
		Mental Health	Substance Abuse	Domestic Violence	Residential Care	Medicaid	Other
<b>Total</b>							
Unduplicated Count	5,582	2,832	1,288	789	313	1,646	1,255
<b>Agency Type</b>							
Community Mental Health Center	3,540	2,592	261	0	34	1,609	1,139
Domestic Violence and Sexual Assault	794	0	22	783	0	0	8
Hospital	340	340	0	0	0	0	0
Other	76	16	60	0	0	0	0
Residential Care	281	0	0	0	281	0	0
Substance Abuse	1,029	7	985	6	0	38	108
<b>Sex</b>							
Female	2,920	1,464	503	601	121	966	605
Male	2,662	1,368	785	188	192	680	650
<b>Age</b>							
0-04	168	11	31	119	0	8	19
05-17	960	471	80	194	0	223	387
18-20	257	135	78	40	6	38	29
21-24	353	169	114	66	9	72	46
25-34	1,206	517	411	198	51	303	151
35-44	1,350	711	410	125	92	412	243
45-54	759	470	128	43	79	321	215
55-64	375	252	29	3	50	186	109
65-74	117	78	4	0	21	63	43
75-84	29	16	3	1	5	13	12
85+	8	2	0	0	0	7	1
<b>Race</b>							
White	4,118	2,238	938	458	217	1,262	991
Black	624	286	136	62	67	234	85
Native American	774	272	201	231	28	127	157
Hispanic	115	45	18	39	3	24	20
Asian	12	4	5	0	1	2	2
<b>Presenting Problem/Diagnosis</b>							
Alcohol Abuse	366	44	324	2	0	18	32
Developmental Disorder	440	226	6	0	87	118	191
Mood Disorder	1,566	1,221	69	0	25	668	430
Non Alcohol/Drug Related Organic	40	32	0	0	1	21	12
Other Non-Psychotic	599	444	37	0	2	198	182
Other Psychotic	489	291	19	1	152	178	102
Personality Disorder	35	27	2	0	0	16	14
Schizophrenia	505	359	16	0	15	341	173
Social Conditions	989	135	63	755	34	35	27
Substance Related	793	114	693	8	1	59	92
Deferred/No Diagnosis	117	2	86	24	5	0	0
<b>County of Residence</b>							
Adair	276	160	49	80	31	78	71
Cherokee	726	330	110	204	92	133	248
Creek	851	455	245	63	1	232	243
McIntosh	313	117	83	18	51	83	26
Muskogee	1,310	720	327	144	36	312	29
Okfuskee	380	143	73	17	69	157	95
Okmulgee	967	374	194	162	25	353	302
Sequoyah	414	332	72	17	16	208	111

Notes: The same client may be counted in more than one category, e.g., clients can receive services under more than one contract source, in more than one "County of Residence," or may have multiple "Other Indicators." Please see Definition page for other considerations.



Oklahoma Department of Mental Health and Substance Abuse Services  
**Counts of Admitted Clients Served by Funding Source for Each Planning Area During FY1999**  
**PLANNING AREA = EAST CENTRAL**

	<b>Funding Source</b>						
	<b>Total</b>	<b>Mental Health</b>	<b>Substance Abuse</b>	<b>Domestic Violence</b>	<b>Residential Care</b>	<b>Medicaid</b>	<b>Other</b>
Wagoner	447	224	143	92	3	101	131
<b>Other Indicators</b>							
Deaf and Hearing Impaired	25	14	5	2	0	11	6
Dual Diagnosis	361	284	66	0	2	119	52
Homeless	438	80	92	251	12	39	18
SED (6-17)	517	346	5	0	0	172	279
SMI (If ever)	2,706	1,811	328	88	311	1,256	681

Notes: The same client may be counted in more than one category, e.g., clients can receive services under more than one contract source, in more than one "County of Residence," or may have multiple "Other Indicators." Please see Definition page for other considerations.

**Oklahoma Department of Mental Health and Substance Abuse Services**  
**Counts of Admitted Clients Served by Funding Source for Each Planning Area During FY1999**  
**PLANNING AREA = NORTHEAST**

	Total	Funding Source					
		Mental Health	Substance Abuse	Domestic Violence	Residential Care	Medicaid	Other
<b>Total</b>							
Unduplicated Count	7,969	2,955	2,040	1,786	397	1,296	2,324
<b>Agency Type</b>							
Community Mental Health Center	4,252	2,592	199	0	0	1,289	2,215
Domestic Violence and Sexual Assault	1,785	0	15	1,782	0	0	6
Hospital	593	593	0	0	0	0	0
Other	238	64	187	0	0	0	6
Residential Care	397	0	0	0	397	0	0
Substance Abuse	1,725	1	1,695	4	0	7	99
<b>Sex</b>							
Female	3,954	1,457	645	1,216	133	834	1,114
Male	4,015	1,498	1,395	570	264	462	1,210
<b>Age</b>							
0-04	298	19	15	197	0	0	84
05-17	1,547	615	143	309	0	17	862
18-20	436	140	191	100	8	15	67
21-24	641	174	267	193	12	68	65
25-34	1,681	572	572	480	51	287	225
35-44	1,734	656	570	357	104	350	383
45-54	940	482	219	102	100	252	325
55-64	432	207	46	33	73	172	199
65-74	142	58	15	10	30	61	75
75-84	81	24	2	4	19	43	33
85+	37	8	0	1	0	31	6
<b>Race</b>							
White	6,302	2,464	1,536	1,345	316	1,075	1,880
Black	388	118	101	86	45	86	105
Native American	1,158	343	364	277	20	118	287
Hispanic	212	54	47	72	15	17	46
Asian	31	10	7	9	3	3	7
<b>Presenting Problem/Diagnosis</b>							
Alcohol Abuse	946	62	886	4	4	10	40
Developmental Disorder	673	304	4	4	84	21	442
Mood Disorder	1,983	1,350	89	3	108	552	744
Non Alcohol/Drug Related Organic	30	16	1	0	0	19	5
Other Non-Psychotic	801	417	48	0	0	153	418
Other Psychotic	531	333	9	1	122	154	168
Personality Disorder	27	11	10	0	0	10	5
Schizophrenia	638	400	7	0	0	356	365
Social Conditions	1,937	120	76	1,680	58	4	57
Substance Related	985	70	917	1	0	18	81
Deferred/No Diagnosis	181	3	53	95	29	1	2
<b>County of Residence</b>							
Craig	574	256	70	32	203	196	212
Delaware	530	167	114	54	12	86	222
Kay	1,152	578	236	153	0	203	531
Mayes	622	187	123	69	119	125	143
Noble	194	73	67	24	7	30	62
Nowata	175	52	37	68	1	24	23
Osage	404	141	185	60	3	40	84
Ottawa	641	246	138	142	1	82	195

Notes: The same client may be counted in more than one category, e.g., clients can receive services under more than one contract source, in more than one "County of Residence," or may have multiple "Other Indicators." Please see Definition page for other considerations.

Oklahoma Department of Mental Health and Substance Abuse Services  
**Counts of Admitted Clients Served by Funding Source for Each Planning Area During FY1999**  
**PLANNING AREA = NORTHEAST**

	<b>Total</b>	<b>Funding Source</b>					<b>Other</b>
		<b>Mental Health</b>	<b>Substance Abuse</b>	<b>Domestic Violence</b>	<b>Residential Care</b>	<b>Medicaid</b>	
Pawnee	333	146	136	24	0	53	92
Payne	1,289	457	427	336	3	169	373
Rogers	809	261	256	211	53	107	152
Washington	1,425	436	279	617	2	185	237
<b>Other Indicators</b>							
Deaf and Hearing Impaired	34	11	3	1	1	17	16
Dual Diagnosis	550	410	84	0	0	155	156
Homeless	546	92	134	306	15	19	31
SED (6-17)	607	342	3	0	0	5	449
SMI (If ever)	2,879	1,704	367	183	397	1,111	1,135

Notes: The same client may be counted in more than one category, e.g., clients can receive services under more than one contract source, in more than one "County of Residence," or may have multiple "Other Indicators." Please see Definition page for other considerations.

**Oklahoma Department of Mental Health and Substance Abuse Services**  
**Counts of Admitted Clients Served by Funding Source for Each Planning Area During FY1999**  
**PLANNING AREA = NORTHWEST**

	Total	Funding Source					
		Mental Health	Substance Abuse	Domestic Violence	Residential Care	Medicaid	Other
<b>Total</b>							
Unduplicated Count	3,443	2,356	443	579	15	729	510
<b>Agency Type</b>							
Community Mental Health Center	2,569	2,332	104	0	0	727	472
Domestic Violence and Sexual Assault	586	0	11	579	0	0	0
Hospital	42	42	0	0	0	0	0
Other	1	0	1	0	0	0	0
Residential Care	15	0	0	0	15	0	0
Substance Abuse	360	0	353	0	0	2	38
<b>Sex</b>							
Female	1,895	1,338	148	384	7	448	244
Male	1,548	1,018	295	195	8	281	266
<b>Age</b>							
0-04	105	9	11	83	0	2	10
05-17	645	455	42	118	0	110	247
18-20	212	136	38	46	0	18	25
21-24	228	156	34	50	0	28	10
25-34	674	428	132	145	1	105	50
35-44	813	577	135	105	6	168	71
45-54	424	334	41	27	2	122	54
55-64	212	166	8	4	4	100	25
65-74	78	58	1	0	2	48	11
75-84	39	28	0	1	0	20	6
85+	13	9	1	0	0	8	1
<b>Race</b>							
White	3,011	2,163	351	432	14	669	435
Black	170	73	47	44	1	31	38
Native American	94	42	19	30	0	10	17
Hispanic	179	80	26	73	0	19	20
Asian	2	1	1	0	0	0	0
<b>Presenting Problem/Diagnosis</b>							
Alcohol Abuse	265	124	163	2	1	12	24
Developmental Disorder	227	195	2	0	2	44	126
Mood Disorder	1,198	1,130	16	1	2	311	152
Non Alcohol/Drug Related Organic	51	42	0	0	0	22	4
Other Non-Psychotic	397	369	4	0	0	78	87
Other Psychotic	174	145	0	3	5	88	29
Personality Disorder	44	42	1	0	0	10	9
Schizophrenia	189	150	4	0	0	116	52
Social Conditions	612	113	36	457	5	32	10
Substance Related	264	76	197	1	0	17	17
Deferred/No Diagnosis	146	4	32	115	0	0	0
<b>County of Residence</b>							
Alfalfa	83	64	2	9	3	25	2
Beaver	41	34	8	2	0	10	0
Cimarron	29	21	5	2	1	7	1
Ellis	60	52	5	4	0	15	1
Garfield	1,157	720	110	287	1	146	331
Grant	56	33	1	6	0	22	14
Harper	55	34	2	7	0	28	1
Kingfisher	162	129	14	10	0	24	43

Notes: The same client may be counted in more than one category, e.g., clients can receive services under more than one contract source, in more than one "County of Residence," or may have multiple "Other Indicators." Please see Definition page for other considerations.

Oklahoma Department of Mental Health and Substance Abuse Services  
**Counts of Admitted Clients Served by Funding Source for Each Planning Area During FY1999**  
**PLANNING AREA = NORTHWEST**

	<b>Total</b>	<b>Funding Source</b>					
		<b>Mental Health</b>	<b>Substance Abuse</b>	<b>Domestic Violence</b>	<b>Residential Care</b>	<b>Medicaid</b>	<b>Other</b>
Logan	415	192	183	21	2	66	91
Major	136	114	7	8	1	40	0
Texas	412	252	53	111	0	92	22
Woods	249	224	23	15	0	77	2
Woodward	612	499	31	97	7	178	2
<b>Other Indicators</b>							
Deaf and Hearing Impaired	19	13	0	3	0	8	5
Dual Diagnosis	273	260	11	0	0	65	21
Homeless	214	60	43	113	1	19	6
SED (6-17)	255	227	3	0	0	33	178
SMI (If ever)	1,398	1,155	88	64	15	505	208

Notes: The same client may be counted in more than one category, e.g., clients can receive services under more than one contract source, in more than one "County of Residence," or may have multiple "Other Indicators." Please see Definition page for other considerations.

**Oklahoma Department of Mental Health and Substance Abuse Services**  
**Counts of Admitted Clients Served by Funding Source for Each Planning Area During FY1999**  
**PLANNING AREA = OKLAHOMA CITY METRO**

	<b>Funding Source</b>						
	<b>Total</b>	<b>Mental Health</b>	<b>Substance Abuse</b>	<b>Domestic Violence</b>	<b>Residential Care</b>	<b>Medicaid</b>	<b>Other</b>
<b>Total</b>							
Unduplicated Count	12,890	5,321	3,970	1,352	124	2,998	3,691
<b>Agency Type</b>							
Community Mental Health Center	8,680	5,034	1,235	0	0	2,964	3,563
Domestic Violence and Sexual Assault	1,360	0	8	1,352	0	0	0
Hospital	474	474	0	0	0	0	0
Other	75	72	3	0	0	0	0
Residential Care	124	0	0	0	124	0	0
Substance Abuse	3,003	2	2,948	0	0	36	133
<b>Sex</b>							
Female	6,729	2,864	1,502	1,010	25	1,872	1,977
Male	6,161	2,457	2,468	342	99	1,126	1,714
<b>Age</b>							
0-04	462	39	49	224	0	11	176
05-17	2,067	449	259	276	0	201	1,339
18-20	487	196	218	68	1	40	71
21-24	761	307	351	114	4	80	65
25-34	2,612	1,117	1,165	320	18	439	402
35-44	3,298	1,564	1,317	246	32	771	634
45-54	1,735	924	497	78	40	565	423
55-64	699	393	102	20	19	317	235
65-74	367	191	10	5	8	235	182
75-84	247	95	1	1	2	208	103
85+	155	46	1	0	0	131	61
<b>Race</b>							
White	8,753	3,947	2,621	740	99	2,090	2,539
Black	2,924	986	917	374	19	699	844
Native American	692	187	301	119	2	121	135
Hispanic	547	198	152	101	2	72	152
Asian	97	46	12	23	2	20	22
<b>Presenting Problem/Diagnosis</b>							
Alcohol Abuse	1,140	160	1,024	0	2	48	62
Developmental Disorder	672	188	14	0	3	94	569
Mood Disorder	3,445	2,407	364	2	23	1,105	1,146
Non Alcohol/Drug Related Organic	155	89	8	0	0	101	46
Other Non-Psychotic	1,606	709	102	0	0	467	862
Other Psychotic	1,023	763	88	0	46	400	241
Personality Disorder	31	19	2	0	0	19	10
Schizophrenia	1,329	920	78	0	5	705	475
Social Conditions	1,926	195	182	1,343	43	45	214
Substance Related	2,230	135	2,139	0	0	37	71
Deferred/No Diagnosis	136	7	114	7	3	5	5
<b>County of Residence</b>							
Lincoln	480	169	90	32	42	247	132
Oklahoma	11,573	4,882	3,577	1,223	82	2,485	3,277
Pottawatomie	909	302	320	101	0	270	284
<b>Other Indicators</b>							
Deaf and Hearing Impaired	100	49	16	6	2	47	23
Dual Diagnosis	1,087	828	258	0	1	345	315
Homeless	1,107	371	428	395	3	69	50
SED (6-17)	370	207	14	1	0	71	248

Notes: The same client may be counted in more than one category, e.g., clients can receive services under more than one contract source, in more than one "County of Residence," or may have multiple "Other Indicators." Please see Definition page for other considerations.

Oklahoma Department of Mental Health and Substance Abuse Services  
 Counts of Admitted Clients Served by Funding Source for Each Planning Area During FY1999  
**PLANNING AREA = OKLAHOMA CITY METRO**

	<b>Funding Source</b>						
	<b>Total</b>	<b>Mental Health</b>	<b>Substance Abuse</b>	<b>Domestic Violence</b>	<b>Residential Care</b>	<b>Medicaid</b>	<b>Other</b>
SMI (If ever)	5,808	3,813	1,308	156	124	2,159	1,489

Notes: The same client may be counted in more than one category, e.g., clients can receive services under more than one contract source, in more than one "County of Residence," or may have multiple "Other Indicators." Please see Definition page for other considerations.

**Oklahoma Department of Mental Health and Substance Abuse Services**  
**Counts of Admitted Clients Served by Funding Source for Each Planning Area During FY1999**  
**PLANNING AREA = SOUTHEAST**

	Total	Funding Source					
		Mental Health	Substance Abuse	Domestic Violence	Residential Care	Medicaid	Other
<b>Total</b>							
Unduplicated Count	9,442	5,695	2,026	1,611	108	1,794	1,830
<b>Agency Type</b>							
Community Mental Health Center	6,168	5,597	270	0	0	1,639	1,570
Domestic Violence and Sexual Assault	1,532	0	2	1,530	0	0	3
Hospital	231	231	0	0	0	0	0
Other	19	7	12	0	0	0	0
Residential Care	108	0	0	0	108	0	0
Substance Abuse	2,026	0	1,799	93	0	172	263
<b>Sex</b>							
Female	5,053	3,053	796	1,122	44	1,162	864
Male	4,389	2,642	1,230	489	64	632	966
<b>Age</b>							
0-04	317	96	33	169	0	6	113
05-17	1,631	757	365	338	0	118	761
18-20	403	203	149	74	3	32	80
21-24	663	351	186	164	3	93	56
25-34	1,902	1,030	514	434	15	364	166
35-44	2,259	1,473	526	322	34	524	263
45-54	1,337	1,036	179	88	34	343	191
55-64	630	505	60	19	14	200	120
65-74	213	180	11	2	5	71	66
75-84	74	54	3	1	0	36	14
85+	13	10	0	0	0	7	0
<b>Race</b>							
White	7,606	4,747	1,526	1,239	91	1,435	1,487
Black	609	368	135	86	9	163	119
Native American	1,089	493	333	247	7	163	180
Hispanic	178	93	34	46	0	30	39
Asian	19	9	2	3	1	6	5
<b>Presenting Problem/Diagnosis</b>							
Alcohol Abuse	793	222	614	8	0	68	90
Developmental Disorder	500	308	30	74	9	70	284
Mood Disorder	2,587	2,352	37	18	47	667	428
Non Alcohol/Drug Related Organic	97	80	0	0	0	44	11
Other Non-Psychotic	1,281	1,043	50	4	0	273	499
Other Psychotic	624	576	8	1	22	190	131
Personality Disorder	45	40	1	0	0	21	8
Schizophrenia	702	648	3	0	0	352	158
Social Conditions	1,857	210	139	1,470	26	46	120
Substance Related	1,347	288	1,133	7	1	81	105
Deferred/No Diagnosis	74	1	40	29	4	0	1
<b>County of Residence</b>							
Atoka	270	129	124	8	1	40	30
Bryan	1,010	636	159	195	0	187	351
Carter	820	608	121	116	1	181	256
Choctaw	405	212	136	67	4	82	27
Coal	200	63	89	18	2	45	47
Garvin	669	494	59	133	0	137	231
Haskell	226	191	32	6	0	4	2
Hughes	182	127	31	26	1	32	8

Notes: The same client may be counted in more than one category, e.g., clients can receive services under more than one contract source, in more than one "County of Residence," or may have multiple "Other Indicators." Please see Definition page for other considerations.



Oklahoma Department of Mental Health and Substance Abuse Services  
**Counts of Admitted Clients Served by Funding Source for Each Planning Area During FY1999**  
**PLANNING AREA = SOUTHEAST**

	Total	Funding Source					Other
		Mental Health	Substance Abuse	Domestic Violence	Residential Care	Medicaid	
Johnston	283	216	31	8	1	85	99
Latimer	237	113	81	13	1	29	36
LeFlore	679	386	154	146	3	11	9
Love	144	105	27	5	0	18	68
Marshall	258	190	19	32	0	75	71
McCurtain	827	304	236	317	4	117	56
Murray	287	234	42	8	4	79	95
Pittsburgh	964	633	240	81	36	102	10
Pontotoc	938	539	170	214	50	235	239
Pushmataha	321	112	144	53	0	38	23
Seminole	836	445	141	173	1	303	175
<b>Other Indicators</b>							
Deaf and Hearing Impaired	42	28	6	3	3	9	9
Dual Diagnosis	554	518	43	0	0	139	69
Homeless	608	105	64	443	2	28	26
SED (6-17)	212	189	6	0	0	23	131
SMI (If ever)	3,537	3,035	254	163	107	1,315	675

Notes: The same client may be counted in more than one category, e.g., clients can receive services under more than one contract source, in more than one "County of Residence," or may have multiple "Other Indicators." Please see Definition page for other considerations.

**Oklahoma Department of Mental Health and Substance Abuse Services**  
**Counts of Admitted Clients Served by Funding Source for Each Planning Area During FY1999**  
**PLANNING AREA = SOUTHWEST**

	Total	Funding Source					
		Mental Health	Substance Abuse	Domestic Violence	Residential Care	Medicaid	Other
<b>Total</b>							
Unduplicated Count	5,137	2,889	1,218	1,125	88	584	214
<b>Agency Type</b>							
Community Mental Health Center	3,120	2,829	251	0	0	580	157
Domestic Violence and Sexual Assault	1,126	0	2	1,125	0	0	0
Hospital	76	76	0	0	0	0	0
Other	1	1	0	0	0	0	0
Residential Care	88	32	0	0	88	0	0
Substance Abuse	1,031	0	1,008	0	0	4	57
<b>Sex</b>							
Female	2,732	1,576	372	834	42	382	105
Male	2,405	1,313	846	291	46	202	109
<b>Age</b>							
0-04	239	41	17	181	0	11	2
05-17	766	406	66	269	0	105	20
18-20	262	126	84	60	0	16	4
21-24	405	208	123	96	0	41	5
25-34	1,138	584	365	240	9	116	37
35-44	1,287	765	378	199	26	142	61
45-54	659	462	146	61	30	78	48
55-64	268	203	33	15	12	52	28
65-74	89	75	6	2	8	20	9
75-84	21	17	0	2	2	3	0
85+	3	2	0	0	1	0	0
<b>Race</b>							
White	3,651	2,196	798	730	66	486	161
Black	691	358	171	171	13	45	13
Native American	450	163	192	89	5	29	28
Hispanic	352	156	69	132	3	24	13
Asian	32	25	3	4	1	0	0
<b>Presenting Problem/Diagnosis</b>							
Alcohol Abuse	633	175	505	2	0	12	33
Developmental Disorder	190	159	3	3	19	41	6
Mood Disorder	1,150	1,069	26	4	7	237	72
Non Alcohol/Drug Related Organic	25	22	0	0	0	8	3
Other Non-Psychotic	718	669	6	0	0	150	29
Other Psychotic	296	276	4	0	16	36	8
Personality Disorder	22	21	0	0	0	8	3
Schizophrenia	331	317	3	0	0	69	32
Social Conditions	1,172	97	23	1,044	25	10	2
Substance Related	770	145	675	3	0	14	26
Deferred/No Diagnosis	125	12	30	69	21	0	0
<b>County of Residence</b>							
Beckham	613	395	123	81	0	150	39
Blaine	268	190	45	30	0	73	11
Caddo	382	182	150	37	0	27	28
Comanche	1,416	839	343	286	61	13	8
Cotton	73	37	30	11	1	0	0
Custer	594	396	97	102	1	150	48
Dewey	88	53	19	15	2	15	4
Greer	113	50	36	23	0	21	9

Notes: The same client may be counted in more than one category, e.g., clients can receive services under more than one contract source, in more than one "County of Residence," or may have multiple "Other Indicators." Please see Definition page for other considerations.

Oklahoma Department of Mental Health and Substance Abuse Services  
**Counts of Admitted Clients Served by Funding Source for Each Planning Area During FY1999**  
**PLANNING AREA = SOUTHWEST**

	Total	Funding Source					Other
		Mental Health	Substance Abuse	Domestic Violence	Residential Care	Medicaid	
Harmon	41	16	16	11	0	0	0
Jackson	413	170	106	152	4	3	15
Jefferson	48	33	10	8	0	3	3
Kiowa	211	153	36	16	0	65	29
Roger Mills	50	15	15	22	0	2	1
Stephens	601	234	127	272	19	15	6
Tillman	100	42	33	26	0	0	3
Washita	206	112	51	39	0	48	10
<b>Other Indicators</b>							
Deaf and Hearing Impaired	27	14	9	4	0	4	5
Dual Diagnosis	241	229	18	0	0	48	12
Homeless	361	73	160	140	1	3	0
SED (6-17)	207	173	10	1	0	71	8
SMI (If ever)	1,673	1,427	161	70	84	392	135

Notes: The same client may be counted in more than one category, e.g., clients can receive services under more than one contract source, in more than one "County of Residence," or may have multiple "Other Indicators." Please see Definition page for other considerations.

Oklahoma Department of Mental Health and Substance Abuse Services  
**Counts of Admitted Clients Served by Funding Source for Each Planning Area During FY1999**  
**PLANNING AREA = TULSA METRO**

	Total	Funding Source					
		Mental Health	Substance Abuse	Domestic Violence	Residential Care	Medicaid	Other
<b>Total</b>							
Unduplicated Count	9,034	3,982	4,158	1,354	44	1,355	878
<b>Agency Type</b>							
Community Mental Health Center	4,813	3,753	1,411	0	0	1,353	342
Domestic Violence and Sexual Assault	1,465	0	206	1,348	0	0	48
Hospital	483	483	0	0	0	0	0
Other	268	0	268	0	0	0	0
Residential Care	44	0	0	0	44	0	0
Substance Abuse	2,890	89	2,569	6	0	3	488
<b>Sex</b>							
Female	4,165	2,094	1,334	900	18	830	269
Male	4,869	1,888	2,824	454	26	525	609
<b>Age</b>							
0-04	169	3	41	126	0	0	5
05-17	819	228	208	208	0	125	281
18-20	379	180	203	46	0	29	27
21-24	627	261	319	120	2	44	40
25-34	2,314	919	1,224	404	7	238	175
35-44	2,764	1,243	1,465	318	6	422	242
45-54	1,363	742	580	102	11	301	75
55-64	457	301	105	22	12	148	25
65-74	116	84	12	7	3	40	7
75-84	23	19	1	1	3	7	1
85+	3	2	0	0	0	1	0
<b>Race</b>							
White	6,213	2,974	2,773	889	36	898	576
Black	1,927	738	892	292	6	358	208
Native American	660	153	422	102	2	54	69
Hispanic	281	116	100	65	0	34	22
Asian	44	27	8	6	0	15	3
<b>Presenting Problem/Diagnosis</b>							
Alcohol Abuse	1,052	51	911	9	2	6	195
Developmental Disorder	179	104	1	0	3	57	86
Mood Disorder	2,604	2,102	855	1	17	460	148
Non Alcohol/Drug Related Organic	51	34	4	0	0	26	1
Other Non-Psychotic	512	373	66	0	0	119	99
Other Psychotic	742	623	155	0	15	200	9
Personality Disorder	77	58	24	0	0	20	2
Schizophrenia	890	697	210	0	0	443	17
Social Conditions	1,537	44	238	1,330	7	21	54
Substance Related	1,820	68	1,672	8	0	14	266
Deferred/No Diagnosis	322	7	308	7	0	0	1
<b>County of Residence</b>							
Osage	16	9	9	1	0	1	0
Tulsa	9,020	3,974	4,150	1,353	44	1,354	878
<b>Other Indicators</b>							
Deaf and Hearing Impaired	25	14	10	2	0	9	2
Dual Diagnosis	1,237	874	916	0	0	295	30
Homeless	1,012	348	544	113	1	81	196
SED (6-17)	368	151	26	2	0	55	261
SMI (If ever)	4,324	3,197	1,551	172	44	1,186	168

Notes: The same client may be counted in more than one category, e.g., clients can receive services under more than one contract source, in more than one "County of Residence," or may have multiple "Other Indicators." Please see Definition page for other considerations.

**Oklahoma Department of Mental Health and Substance Abuse Services**  
**Counts of Admitted Clients Served by Funding Source for Each Planning Area During FY1999**  
**PLANNING AREA = UNKNOWN/OUT OF STATE**

	Total	Funding Source					
		Mental Health	Substance Abuse	Domestic Violence	Residential Care	Medicaid	Other
<b>Total</b>							
Unduplicated Count	615	160	94	364	2	5	13
<b>Agency Type</b>							
Community Mental Health Center	124	108	20	0	0	5	6
Domestic Violence and Sexual Assault	362	0	0	362	0	0	0
Hospital	55	55	0	0	0	0	0
Other	5	5	0	0	0	0	0
Residential Care	2	1	0	0	2	0	0
Substance Abuse	79	0	75	2	0	0	7
<b>Sex</b>							
Female	374	69	22	282	1	1	3
Male	241	91	72	82	1	4	10
<b>Age</b>							
0-04	74	0	1	73	0	0	0
05-17	121	5	8	108	0	0	0
18-20	25	6	4	15	0	0	0
21-24	42	14	7	21	0	0	0
25-34	152	49	33	73	0	1	7
35-44	122	45	29	53	0	2	1
45-54	58	28	11	15	2	2	4
55-64	17	11	1	4	0	0	1
65-74	2	2	0	0	0	0	0
75-84	2	0	0	2	0	0	0
<b>Race</b>							
White	423	130	75	219	2	3	11
Black	102	17	7	78	0	2	1
Native American	35	6	5	25	0	0	0
Hispanic	56	7	7	43	0	0	1
<b>Presenting Problem/Diagnosis</b>							
Alcohol Abuse	43	11	32	1	0	0	3
Developmental Disorder	2	2	0	0	1	0	0
Mood Disorder	61	57	6	2	0	1	0
Non Alcohol/Drug Related Organic	3	3	0	0	0	0	0
Other Non-Psychotic	17	13	1	0	0	0	3
Other Psychotic	52	48	6	0	1	0	0
Personality Disorder	1	1	0	0	0	0	0
Schizophrenia	20	18	1	0	0	4	1
Social Conditions	358	7	6	342	0	0	3
Substance Related	43	5	39	0	0	0	3
Deferred/No Diagnosis	24	1	3	20	0	0	0
<b>County of Residence</b>							
Out of State/Unknown	615	160	94	364	2	5	13
<b>Other Indicators</b>							
Deaf and Hearing Impaired	2	1	0	1	0	0	0
Dual Diagnosis	34	27	10	0	0	0	0
Homeless	212	19	23	171	0	1	1
SED (6-17)	3	2	0	1	0	0	0
SMI (If ever)	124	90	14	23	2	4	3

Notes: The same client may be counted in more than one category, e.g., clients can receive services under more than one contract source, in more than one "County of Residence," or may have multiple "Other Indicators." Please see Definition page for other considerations.

## Definitions of Terms and Categorization Variables

---

The following are definitions of terms and categorization variables used in this Data Book report.

### Admitted Clients Served

Admitted Clients Served had an admission transaction in the ICIS before or during the report year and had received a service during the year. They are counted only once in the total for each level of aggregation. This is called an unduplicated count.

### Age

Client age is computed using the client's age at the middle of the fiscal year.

### Contacts

Individuals are counted as contacts when they call or visit an agency, but are not admitted.

### Funding Source

Funding Source helps identify the payment source of services. Frequently, clients receive services under multiple funding sources. The funding source categories for this report were Mental Health, Substance Abuse, Domestic Violence, Residential Care, Medicaid, and Other.

### ICIS

The Oklahoma Department of Mental Health and Substance Abuse Services maintains an agency-wide database, the Integrated Client Information System (ICIS), to which all Department-funded services and transactions are reported. The ICIS contains demographic and service information about clients and agencies.

### List of Agencies by Type

The following is a list of agencies by type that provided data during the Fiscal Year 1999:

**AGENCY TYPE****AGENCY NAME****Community Mental Health**

ASSOCIATED CENTERS FOR THERAPY, INC.  
BILL WILLIS MENTAL HEALTH  
CARL ALBERT CMHC  
CENTRAL OKLAHOMA CMHC  
CHISHOLM TRAIL COUNSELING SERVICES  
COMMUNITY COUNSELING CENTER  
CREEKS MENTAL HEALTH SERVICES  
EDWIN FAIR CMHC  
GRAND LAKE M.H.C.  
GREEN COUNTRY BEHAVIORAL HEALTH SERVICES  
HOPE COMMUNITY SERVICES, INC.  
JIM TALIAFERRO CMHC  
MENTAL HEALTH SERVICES OF SOUTHERN OKLAHOMA  
NORTH CARE CENTER  
OK COUNTY CRISIS INTERVENTION CENTER  
PARKSIDE, INC.  
RED ROCK BEHAVIORAL HEALTH SERVICES  
RED ROCK WEST  
WESTERN STATE PSYCHIATRIC CENTER  
WHEATLAND MENTAL HEALTH CENTER, INC.

**Domestic Violence and Sexual Assault**

ACMI HOUSE INC  
ACTION ASSOCIATES, INC.  
CALL RAPE INC.  
COMMUNITY CRISIS CENTER, INC.  
CRISIS CONTROL CENTER  
DOMESTIC VIOLENCE PROGRAM OF NORTH CENTRAL OK.  
DOMESTIC VIOLENCE INTERVENTION SERVICES  
FAMILY CRISIS & COUNSELING CENTER  
FAMILY CRISIS CENTER, INC.  
FAMILY RESOURCE CENTER  
FAMILY SHELTER  
HELP-IN-CRISIS, INC.  
N.W. DOMESTIC CRISIS SERVICES  
NEW DIRECTIONS, INC.  
OKLMULGEE COUNTY FAMILY RESOURCE CENTER INC.  
PROJECT SAFE, INC.  
ROGERS COUNTY COMMUNITY SERVICES  
S.O.S. FOR FAMILIES  
STEPHENS COUNTY VOLUNTEERS FOR CRISIS INTERVENTION  
STILLWATER DOMESTIC VIOLENCE SERVICE INC.  
TULSA SEXUAL ASSAULT NURSE EXAMINERS PROGRAM  
WOMEN IN SAFE HOMES, INC.  
WOMEN'S CRISIS SERVICES  
WOMEN'S SERVICE & FAMILY RESOURCE CENTER  
WOMENS RESOURCE CENTER

AGENCY TYPE	AGENCY NAME
<b>Hospitals</b>	YWCA CRISIS CENTER YWCA OF OKC CRISIS SERVICES  EASTERN STATE HOSPITAL GRIFFIN MEMORIAL HOSPITAL OKLAHOMA YOUTH CENTER
<b>Other Agencies</b>	CENTER FOR CHILDREN & FAMILIES DIVORCE VISITATION ARBITRATION GREAT PLAINS IMPROVEMENT FND. HIV RESOURCE CONSORTIUM HOMINY HEALTH SRVCS CENTTER INC. PEOPLE INCORPORATED PROJECT HEARTLAND SAFE HAVEN TRANSITION HOUSE INC. TULSA METROPOLITAN MINISTRY
<b>Residential Care</b>	ADA RESIDENTIAL CARE BOLEY RESIDENTIAL CARE HOME BOLEY RESIDENTIAL CARE HOME II CLETA'S COTTAGE COPP'S RESIDENTIAL CARE, INC. COUNTRY LANE RESIDENTIAL CARE HOME DON MENTZER FACILITY DOW RESIDENTIAL CARE HOME DUNCAN COMMUNITY RESIDENCE INC DYCO PROPERTIES, INC. EDNA LEE'S RESIDENTIAL CARE EL RENO RESIDENTIAL CARE ELM TREE HOUSE FAIR OAKS GOLDEN YEARS GREEN ACRES HAV-TAPINC DBA, THE HARBOR HIGH CEDAR RESIDENTIAL CARE LAKE FRANCIS RETIREMENT CENTER LARI'S RESIDENTIAL CARE MILLER COZY HOME, INC. NORTH FORK RESIDENTIAL CARE ORCHARD GROVE PADEN RESIDENTIAL CARE RAMBLING ROSE RESIDENTIAL CARE SANTE FE RESIDENTIAL CARE



**AGENCY TYPE****AGENCY NAME**

---

**Substance Abuse**

SHERRYS OLD FASHIONED R & B  
SOUTHWEST RETIREMENT HOME, INC  
SUGAR MOUNTAIN RETREAT  
SUNNY ACRES BOARDING MANOR, INC.  
SUNNY ACRES RESIDENTIAL CARE

ADA AREA CHEMICAL DEPENDENCY CENTER, INC.  
ALPHA II, INC.  
BILL JOHNSON C.C.  
BRIDGEWAY  
CAA TURNING POINT  
CARE FOR CHANGE, INC.  
CBTI-CREEK COUNTY  
COMMUNITY ALCOHOLISM SERVICES  
CROSSROADS INCORPORATED  
DRUG RECOVERY, INC.  
EAGLE RIDGE INSTITUTE  
EDMOND FAMILY SERVICES, INC.  
FIRST WINGS OF FREEDOM  
GATEWAY TO PREVENTION/RECOVERY  
HOUSE OF HOPE, INC.  
INDIAN HEALTH CARE RESOURCE CENTER  
KEY OF LIFE - SPTU  
KIAMICHI COUNCIL ON ALCOHOLISM  
L.A.R.C.  
LASTSTOP  
LEFLORE COUNTY YOUTH & FAMILY SERVICES, INC.  
LIFE IMPROVEMENT CENTER  
LOGAN COUNTY YOUTH AND FAMILY SERVICES INC.  
METRO TULSA SUBSTANCE ABUSE SERVICES  
MONARCH, INC.  
MOORE ALCOHOL AND DRUG CENTER  
MUSKOGEE COUNTY COUNCIL YOUTH SERVICES  
MUSKOGEE INTERVENTION PROGRAM  
N.E. OK COUNCIL ON ALCOHOLISM  
NAIC CENTER OF OKLAHOMA ALCOHOL & DRUG SERVICES, INC.  
NATIVE AMERICAN CENTER OF RECOVERY  
NEW HOPE OF MANGUM  
NORMAN ALCOHOL AND DRUG TREATMENT CENTER  
NW SUBSTANCE TREATMENT CENTER  
OPPORTUNITIES, INC.  
PALMER DRUG ABUSE PROGRAM INC.  
PAYNE COUNTY COUNSELING SERVICES, INC.  
ROADBACK, INC.  
ROGERS COUNTY DRUG ABUSE PROGRAM, INC.  
S.W. YOUTH & FAMILY SERVICES  
SECOND CHANCE CDU  
SOAARR, INC.

**AGENCY TYPE****AGENCY NAME**

---

STARTING POINT II, INC.  
STREET SCHOOL, INC.  
THE NEXT STEP NETWORK, INC.  
THE OAKS BEHAVIORAL HEALTH CENTER  
THE REFERRAL CENTER  
TOTAL LIFE COUNSELING  
TRI-CITY SUBSTANCE ABUSE CENTER  
TRI-CITY YOUTH & FAMILY CENTER  
TULSA DRUG COURT TREATMENT CENTER  
TURNING POINT  
TWELVE & TWELVE, INC.  
VINITA ALCOHOL AND DRUG TREATMENT CENTER

## ODMHSAS

Refers to the Oklahoma Department of Mental Health and Substance Abuse Services.

## Other Indicators

There are several groups of clients that are of special interest because they have special treatment needs, state or federal requirements regarding their placement or the services they receive, or because they are part of a priority population. The definitions of these groups and criteria for their selection are provided below:

- Deaf and Hearing Impaired  
Clients who are deaf, hard of hearing, or indicated the need for an interpreter for the deaf were grouped to form the Deaf and Hearing Impaired category.
- Homeless  
A homeless person under ICIS criteria is a person who: (a) lacks a fixed, regular and adequate night time residence AND (b) has a primary night time residence that is a supervised publicly or privately operated shelter designed to provide temporary living accommodations including welfare hotels, congregate shelters, halfway houses, and transitional housing for the mentally ill; or an institution that provides a temporary residence for individuals intended to be institutionalized; or a public or private place not designed for, or ordinarily used as, a regular sleeping accommodation for human beings, not limited to people living on the streets. Individuals are considered homeless if they have lost their permanent residence, and are temporarily living in a shelter to avoid being on the street. Prisoners being released or in the custody of a correctional facility are not

considered homeless at the time of admission for treatment. The definition also excludes persons in a hospital, residential care facility, commercial hotel/motel, supervised apartment, or living with parent/other relative (even if only temporarily). The definition does include domestic violence and sexual assault shelters, as the persons have fled a residence that is not adequate (i.e., not safe).

- Legal Status

Legal Status has three categories; Voluntary, Civil Involuntary, and Criminal Involuntary. The categories of legal status (with ICIS codes) are as follows:

**Voluntary.** These clients enter treatment voluntarily and are coded Voluntary Admission (01), Court Voluntary (02), Informal Admission (16), or Other (18).

**Civil Involuntary.** These clients are required by the court system to receive services, even though they may be reluctant. They are coded Court Commitment (03), Order of Detention (06), Juvenile Court Order (07), Transfer – Other Legal Entity (08), Court Ordered Juveniles in Need of Treatment, DHS given custody (10), Court Ordered Juveniles in Need of Treatment Parental Custody Retained (11), Emergency Detention (12), Continued Court Detention (13), 28-Day Court Commitment (14), or Protective Custody (17).

**Criminal Involuntary.** These clients are required to receive services because they have been accused of or have committed a crime. Codes include the following; Incompetent to Stand Trial (04), Not Guilty by Reason of Insanity (05), Court Order for Observation and Evaluation (09), Court Referred DUI Clients (15), Criminal Hold (20), or Court Commit with Hold (21).

- Adults with Serious Mental Illness (SMI)

SMI denotes clients who have been identified **at any time** as having a serious mental illness using the formal ODMHSAS definition. According to this definition, an Adult with a Serious Mental Illness must be an individual 18 years of age or older.

- Children with a Serious Emotional Disturbance (SED)

SED refers to children who meet departmental criteria for having a Serious Emotional Disturbance.

- Any Alcohol/Drug Problem

A substance abuse client is one who has one or more DSM-IV Axis I primary, secondary or tertiary diagnoses from categories 1.a. or 1.b. (in the Dual

Diagnosis definition below) or one or more ICIS Substance Abuse Related Problems (710-731, 741-743). Clients identified only as co-dependents are not identified as substance abusers.

- **Dual Diagnosis Client**

A dual diagnosis client is one who meets the criteria for having a substance abuse diagnosis from categories 1.a. or 1.b. below and meets the criteria for a mental illness based on one or more DSM-IV Axis II primary, secondary, or tertiary diagnoses from categories 2.a. through 2.e. below.

- 1.a. Psychoactive Substance Induced Organic Disorders: 291.0-291.8, 292.0-292.83, 292.89-282.99
- b. Psychoactive Substance Use Disorders: 303.0-305.99.
- 2.a. Schizophrenia: 295.10, 295.20, 295.30, 295.40, 295.60, 295.70, 295.90
- b. Delusional (Paranoid) Disorder: 297.1
- c. Other Psychotic Disorders: 295.40, 295.70, 297.3, 298.8, 298.9, 297.1, 297.3
- d. Mood Disorders: 296.20-296.7
- e. Borderline Personality Disorder: 301.83

## Presenting Problem/Diagnosis

Categories for this variable are based on the DSM-IV primary diagnosis or primary presenting problem. If the admitting agency has clinicians qualified to make a diagnosis, the diagnosis is used, otherwise, a presenting problem is used to define a client's category.

<b>Categories</b>	<b>Codes</b>
<b>Developmental Disorders</b>	
DSM-IV Codes:	302.5-302.69, 302.85, 307-307.39, 307.5-307.99, 309.21, 312-312.29, 312.9-313.21, 313.81-313.89, 314-314.99, 315-319.99, 299-299.99
Presenting Problems:	210, 240

**Categories****Codes**

---

**Non Alcohol/Drug Related Organic**

DSM-IV Codes: 290-290.99, 293-293.83, 294-294.80, 310-310.10

**Alcohol Abuse**

DSM-IV Codes: 291-291.99, 293.9, 303-303.99, 305-305.02  
Presenting Problems: 741, 710, 711

**Other Substance Abuse**

DSM-IV Codes: 305.1-305.99, 292-292.99, 304-304.99  
Presenting Problems: 742, 743, 744, 720-731

**Schizophrenia**

DSM-IV Codes: 295 (excluding 295.4, 295.7)

**Other Psychotic**

DSM-IV Codes: 297-298.9, 295.40, 294.9, 295.70  
Presenting Problems: 510-530, 650

**Mood Disorders**

DSM-IV Codes: 296-296.99, 301.13, 300.4-300.49, 293.89, 311-311.99  
Presenting Problems: 500-503

**Other Non-Psychotic**

DSM-IV Codes: 300-300.39, 300.6-300.99, 302-302.49, 302.7-302.84, 302.89-302.99, 307-4-307.49, 307.8, 312.8, 308.3-309.19, 309.23-309.99, 312.3, 316-316.99, 780.50

**Personality Disorders**

DSM-IV Codes: 301-301.9

**Social Conditions**

DSM-IV Codes: V40.00-V40.60, V61-V71.02, 955.5-995.81  
Presenting Problems: 740, 450, 620-632, 311-420

**Deferred/No Diagnosis**

DSM-IV Codes: 799.9-799.90, V71.09  
Presenting Problems: 110, 130

## Race

The Unknown category was utilized to group Clients who made no selection from the choices below indicating their race.

The following groupings are used for reporting race:

- White
- Black
- Native American
- Hispanic
- Asian
- Unknown

Various Categories:

In response to many special report requests in past years, the special reports table was generated to address the majority of those requests.

## Description of the Data Book

---

This Data Book displays Counts of Admitted Clients Served by Funding Source for Sex, Age, Race, Presenting Problem/Diagnosis, County of Residence, and Other Indicators. It contains six tables presenting data for 1) Statewide Total, 2) Agency, 3) Agency Type, 4) Count of Residence, 5) Planning Area, and 6) Various Categories.

### Admitted Clients Served by Funding Source

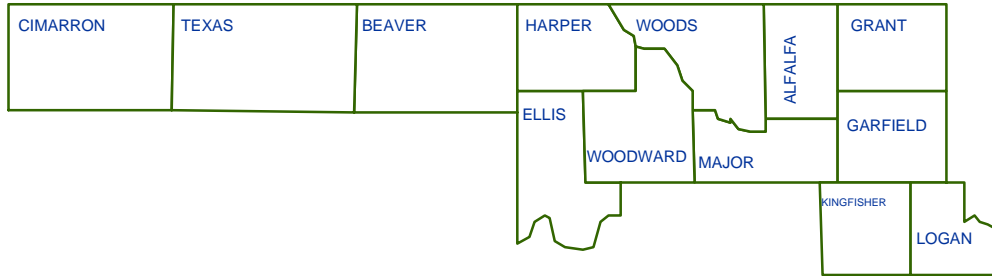
Admitted Clients Served are clients who have an admission transaction in the ICIS before or during the report year and had received a service during the report year. They are counted only once in the total for each level of aggregation or category in which they appear. This is called an unduplicated count. For example, a client may receive services at one hospital and then receive services at another hospital in the same year. This client would be counted twice (once at each hospital) in the agency report, but only once in the agency type and statewide tables. Because information such as age and sex should remain constant (except for data entry errors), counts for categories of these variables will sum to the total clients served on each table. Variables that might change from admission at one facility to admission at another or over time, (e.g., legal status, diagnosis, and target population) can be counted in more than one category and should not be summed.

This Data Book shows only clients who were admitted for services and excludes contacts. It enumerates admitted clients, but further limits the counts to specific subgroups of the client population. Each individual counted has received a service at some time during the year regardless of the year he/she was admitted. Clients are grouped by frequently referenced demographics: Sex, Age, Race, Presenting Problem/Diagnosis, County of Residence, and Other Indicators. A client may be in more than one of these groups, or a client's group may change during the year. As a result, the sum of target populations exceeds the total number served. However, for any given population, the age, race, and sex, which do not change (age is calculated as of a single point in time), are unduplicated counts and should equal the total.

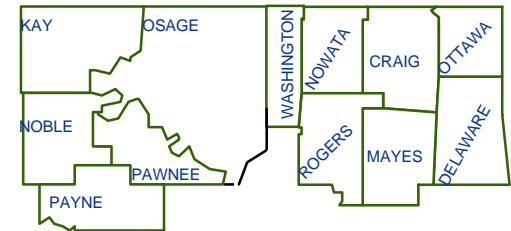
OKLAHOMA DEPARTMENT OF MENTAL HEALTH  
AND SUBSTANCE ABUSE SERVICES

# Planning Areas

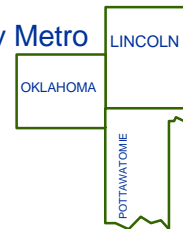
Northwest



Northeast



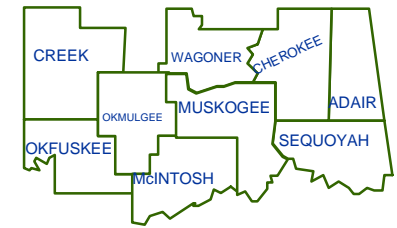
Oklahoma City Metro



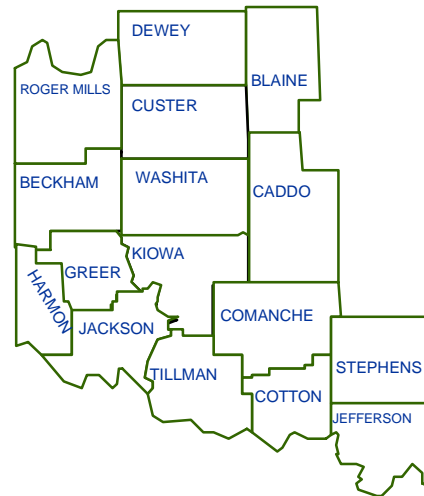
Tulsa Metro



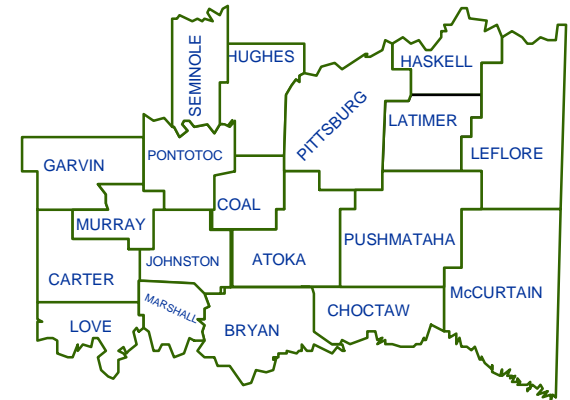
East Central



Central



Southwest



Southeast