

# *data*

BOOK FOR FISCAL YEAR 2001

Section One:  
Admitted Clients Served  
By Funding Source

Table 6. Counts of Admitted  
Clients Served for each Various  
Categories

# **DATA BOOK FOR FISCAL YEAR 2001**

Published by

Oklahoma Department of Mental Health and Substance Abuse  
Services

Prepared by

**Ali Akour, Ph.D.**

Data Analyst, Evaluation and Data Analysis Section  
Decision Support Services

2002

---

**Terry Cline, Ph.D., Commissioner**  
**Steve Davis, Ph.D., Director of Decision Support Services**  
**Mark Reynolds, Ed. D., Evaluation & Data Analysis Data Projects Manager**

## Public Domain Notice

The Data Book for Fiscal Year 2001 is in the public domain and may be reproduced or copied without permission from the Oklahoma Department of Mental Health and Substance Abuse Services. However, this publication may not be reproduced or distributed for a fee without the specific, written authorization of Oklahoma Department of Mental Health and Substance Abuse Services. Citation of the source is appreciated.

## Electronic Access to Publication

This publication is available on the World Wide Web at:  
<http://www.odmhsas.org/specialreports.htm>

## How to Contact Us

**Oklahoma Department of Mental Health and Substance Abuse Services**  
**Evaluation and Data Analysis Section**  
P.O. Box 53277  
Oklahoma City, OK 73152-3277  
(405) 522-3813

# Contents

---

## Introduction

### Section One: Admitted Clients Served by Funding Source

- Table 1. Counts of Admitted Clients Served for **Statewide Total**
- Table 2. Counts of Admitted Clients Served for each **Agency**
- Table 3. Counts of Admitted Clients Served for each **Agency Type**
- Table 4. Counts of Admitted Clients Served for each **County of Residence**
- Table 5. Counts of Admitted Clients Served for each **Planning Area**
- Table 6. Counts of Admitted Clients Served for **Various Categories**

### Section Two: Units of Service by Funding Source

- Table 7. Counts of Day and Hourly Services Provided for **Statewide Total**
- Table 8. Counts of Day and Hourly Services Provided for each **Agency**
- Table 9. Counts of Day and Hourly Services Provided for each **Agency Type**
- Table 10. Counts of Day and Hourly Services Provided for each **County of Residence**
- Table 11. Counts of Day and Hourly Services Provided for each **Planning Area**
- Table 12. Counts of Day and Hourly Services Provided for **Various Categories**

## Appendix

**Definitions of Terms and Categorization Variables**

**Descriptions of Sections and Tables**

**Map of Planning Areas**

# **DATA BOOK FOR FISCAL YEAR 2001**

## **Introduction**

---

Prior to Fiscal Year 1999, any client seen at an Oklahoma Department of Mental Health and Substance Abuse Services (ODMHSAS) contracted facility was reported, regardless of who paid for the service. Starting with Fiscal Year 1999, only clients funded in full or in part by ODMHSAS were reported. Therefore, previous years' reported client counts will be larger than in following years.

During the Fiscal Year 2001, the State of Oklahoma expenditures on community mental health services, inpatient facilities, substance abuse services, domestic violence/sexual assault services, and departmental management amounted to approximately \$177 million dollars. An unduplicated total of approximately 82,042 recipients were served system-wide in FY 2001. The unduplicated total of 82,042 recipients consists of 58,351 recipients that were admitted and served and 23,691 recipients that were contacts. The Data Book report is generated to provide basic information about these recipients and services they received for policy makers, interest groups, and others working to improve the quality of life for those in need.

The Data Book report is produced by the Evaluation and Data Analysis Section of the Decision Support Services Division at the Oklahoma Department of Mental Health and Substance Abuse Services (ODMHSAS). The report summarizes demographic information and services for clients served in agencies operated by or funded through ODMHSAS. To create the Data Book report, data are extracted from the ODMHSAS Integrated Client Information System (ICIS). ICIS contains demographic and service information about service recipients and agencies.

To meet the specific needs of a variety of entities, the Data Book report consists of two separate sections: Admitted Clients Served by Funding Source; Units of Service by Funding Source. The sections are then divided into tables and each table presents a different view of the data. Definitions of terms and a Map of Planning Areas are also provided.

## Oklahoma Department of Mental Health and Substance Abuse Services

## Counts of Admitted Clients Served by Funding Source for Various Categories During FY2001

Age: &lt; 18

	Total	Funding Source					
		Mental Health	Substance Abuse	Domestic Violence	Residential Care	Medicaid	Other
<b>Total</b>							
Unduplicated Count	8,886	2,550	1,857	3,132	0	1,229	1,061
<b>Agency Type</b>							
Community Mental Health	3,690	2,446	17	0	0	1,038	859
Domestic Violence and Sexual Assault	3,150	0	27	3,082	0	0	149
Hospital	310	41	0	0	0	217	62
Other	65	65	0	0	0	0	0
Substance Abuse	1,886	11	1,823	59	0	2	0
<b>Sex</b>							
Female	4,048	1,193	675	1,658	0	475	453
Male	4,838	1,357	1,182	1,474	0	754	608
<b>Age</b>							
0-04	1,775	133	337	1,220	0	54	146
05-17	7,111	2,417	1,520	1,912	0	1,175	915
<b>Race</b>							
White	5,821	1,849	1,248	1,739	0	843	809
Black	1,131	252	235	481	0	159	88
Native American	886	178	195	383	0	115	81
Hispanic	383	76	63	218	0	38	22
Asian	45	10	5	25	0	5	9
Two or More Races	727	194	126	317	0	78	55
<b>Presenting Problem/Diagnosis</b>							
Alcohol Abuse	198	4	189	0	0	6	4
Developmental Disorder	1,277	765	8	13	0	413	304
Mood Disorder	1,096	613	10	1	0	409	265
Non Alcohol/Drug Related Organic	1	0	1	0	0	0	0
Other Non-Psychotic	1,251	819	8	0	0	355	287
Other Psychotic	56	31	1	0	0	23	11
Personality Disorder	1	1	0	0	0	0	0
Schizophrenia	9	7	0	0	0	1	1
Social Conditions	3,950	300	618	3,037	0	12	77
Substance Related	1,076	27	1,025	0	0	21	25
Unknown/Other	2	0	0	2	0	0	0
Deferred/No Diagnosis	127	0	0	80	0	0	94
<b>County of Residence</b>							
Adair	88	5	1	31	0	34	25
Alfalfa	16	10	0	2	0	5	4
Atoka	6	0	3	1	0	0	2
Beaver	8	1	1	5	0	0	2
Beckham	75	24	19	32	0	14	1
Blaine	61	39	1	20	0	11	3
Bryan	189	74	11	83	0	3	39
Caddo	66	8	14	12	0	28	19
Canadian	236	134	44	53	0	6	18
Carter	90	18	13	39	0	8	19
Cherokee	162	3	9	80	0	44	41
Choctaw	30	0	16	8	0	6	0
Cimarron	3	2	0	1	0	0	0
Cleveland	501	97	166	43	0	157	87
Coal	15	2	7	1	0	4	2

Notes: Information in this table is based on data reported to DMHSAS as of 01/01/2002. The same client may be counted in more than one category, e.g., clients can receive services under more than one contract source, in more than one "County of Residence," or may have multiple "Other Indicators." Please see Definition page for other considerations.

## Oklahoma Department of Mental Health and Substance Abuse Services

## Counts of Admitted Clients Served by Funding Source for Various Categories During FY2001

Age: &lt; 18

	Funding Source						
	Total	Mental Health	Substance Abuse	Domestic Violence	Residential Care	Medicaid	Other
Comanche	625	49	4	217	0	288	266
Cotton	15	0	3	0	0	8	7
Craig	31	9	4	18	0	0	0
Creek	62	14	7	37	0	5	2
Custer	99	9	6	80	0	11	0
Delaware	76	41	18	14	0	6	0
Dewey	9	2	2	4	0	0	2
Ellis	18	10	1	4	0	3	5
Garfield	174	52	33	95	0	5	6
Garvin	72	40	6	18	0	3	18
Grady	187	77	56	49	0	5	16
Grant	3	3	0	0	0	0	1
Greer	4	0	1	3	0	0	0
Harmon	14	0	1	10	0	2	1
Harper	5	3	0	0	0	0	4
Haskell	28	3	14	3	0	10	1
Hughes	12	0	3	7	0	1	1
Jackson	85	7	7	34	0	23	32
Jefferson	4	0	0	1	0	3	1
Johnston	30	15	1	5	0	2	8
Kay	140	26	18	90	0	10	2
Kingfisher	39	33	0	6	0	0	1
Kiowa	18	2	1	5	0	10	9
Latimer	12	0	3	7	0	2	0
LeFlore	164	3	107	51	0	3	2
Lincoln	84	53	12	8	0	11	0
Logan	85	18	53	15	0	0	5
Love	25	9	2	8	0	3	5
Major	37	22	2	0	0	14	14
Marshall	52	26	8	7	0	0	17
Mayes	68	25	10	18	0	18	0
McClain	37	13	5	4	0	14	6
McCurtain	123	10	38	45	0	37	9
McIntosh	59	25	6	14	0	13	4
Murray	16	8	4	1	0	2	1
Muskogee	291	201	27	70	0	2	1
Noble	17	3	2	11	0	2	3
Nowata	28	8	9	10	0	1	0
Okfuskee	23	13	4	6	0	0	0
Oklahoma	1,605	689	486	350	0	104	33
Okmulgee	144	45	2	92	0	7	2
Osage	94	38	53	7	0	8	0
Ottawa	141	15	43	83	0	3	0
Pawnee	13	4	6	1	0	4	0
Payne	171	19	8	91	0	6	117
Pittsburgh	152	30	34	41	0	40	21
Pontotoc	131	32	19	71	0	6	9
Pottawatomie	235	42	57	130	0	15	1
Pushmataha	21	0	8	11	0	1	2
Roger Mills	16	3	0	13	0	1	0
Rogers	99	14	26	60	0	0	0
Seminole	129	43	20	65	0	8	11
Sequoyah	57	6	0	19	0	21	18

Notes: Information in this table is based on data reported to DMHSAS as of 01/01/2002. The same client may be counted in more than one category, e.g., clients can receive services under more than one contract source, in more than one "County of Residence," or may have multiple "Other Indicators." Please see Definition page for other considerations.

## Oklahoma Department of Mental Health and Substance Abuse Services

## Counts of Admitted Clients Served by Funding Source for Various Categories During FY2001

Age: &lt; 18

	Total	Funding Source					Other
		Mental Health	Substance Abuse	Domestic Violence	Residential Care	Medicaid	
Stephens	163	3	8	142	0	7	7
Texas	89	10	17	52	0	7	15
Tillman	16	3	2	8	0	2	2
Tulsa	753	181	270	277	0	49	1
Wagoner	79	14	2	20	0	41	12
Washington	99	10	24	61	0	6	1
Washita	37	7	9	19	0	5	0
Woods	65	32	14	2	0	12	29
Woodward	164	69	1	40	0	48	70
Out of State/Unknown	153	1	4	148	0	0	1
<b>Other Indicators</b>							
Any Alcohol/Drug Problem	1,593	194	1,231	4	0	148	106
Dual Diagnosis	64	24	6	0	0	27	14
Hispanic	587	125	90	327	0	57	35
Homeless	895	19	40	843	0	6	22
Indigent	8,264	2,337	1,760	2,966	0	1,177	908
SED (6-17)	1,741	972	18	0	0	639	368
SMI (If ever)	39	28	7	4	0	10	6

Notes: Information in this table is based on data reported to DMHSAS as of 01/01/2002. The same client may be counted in more than one category, e.g., clients can receive services under more than one contract source, in more than one "County of Residence," or may have multiple "Other Indicators." Please see Definition page for other considerations.



## Oklahoma Department of Mental Health and Substance Abuse Services

## Counts of Admitted Clients Served by Funding Source for Various Categories During FY2001

## Age: 12 to 17

	Total	Funding Source					
		Mental Health	Substance Abuse	Domestic Violence	Residential Care	Medicaid	Other
<b>Total</b>							
Unduplicated Count	3,867	1,298	1,305	551	0	643	498
<b>Agency Type</b>							
Community Mental Health	1,870	1,246	17	0	0	497	434
Domestic Violence and Sexual Assault	550	0	2	545	0	0	13
Hospital	256	38	0	0	0	167	59
Other	20	20	0	0	0	0	0
Substance Abuse	1,295	6	1,288	6	0	1	0
<b>Sex</b>							
Female	1,743	649	423	360	0	272	233
Male	2,124	649	882	191	0	371	265
<b>Age</b>							
05-17	3,867	1,298	1,305	551	0	643	498
<b>Race</b>							
White	2,757	964	915	357	0	437	394
Black	371	104	128	64	0	73	41
Native American	401	115	154	62	0	67	31
Hispanic	122	35	51	18	0	23	8
Asian	15	5	3	4	0	3	3
Two or More Races	245	81	63	47	0	47	22
<b>Presenting Problem/Diagnosis</b>							
Alcohol Abuse	198	4	189	0	0	6	4
Developmental Disorder	514	320	8	3	0	137	119
Mood Disorder	836	453	10	0	0	313	213
Non Alcohol/Drug Related Organic	1	0	1	0	0	0	0
Other Non-Psychotic	529	349	6	0	0	145	107
Other Psychotic	45	23	1	0	0	21	8
Personality Disorder	1	1	0	0	0	0	0
Schizophrenia	9	7	0	0	0	1	1
Social Conditions	763	125	88	537	0	6	24
Substance Related	1,056	27	1,005	0	0	21	25
Unknown/Other	2	0	0	2	0	0	0
Deferred/No Diagnosis	10	0	0	10	0	0	3
<b>County of Residence</b>							
Adair	38	5	0	0	0	18	18
Alfalfa	10	5	0	2	0	3	2
Atoka	4	0	2	0	0	0	2
Beaver	3	1	1	0	0	0	2
Beckham	32	15	8	10	0	9	1
Blaine	37	32	0	4	0	6	1
Bryan	56	30	2	12	0	3	11
Caddo	40	5	10	1	0	19	15
Canadian	102	56	25	15	0	5	7
Carter	16	5	1	1	0	4	6
Cherokee	42	1	4	11	0	13	15
Choctaw	20	0	12	5	0	3	0
Cimarron	2	2	0	0	0	0	0
Cleveland	322	55	124	8	0	95	74
Coal	12	1	7	0	0	3	2
Comanche	192	22	4	30	0	93	107

Notes: Information in this table is based on data reported to DMHSAS as of 01/01/2002. The same client may be counted in more than one category, e.g., clients can receive services under more than one contract source, in more than one "County of Residence," or may have multiple "Other Indicators." Please see Definition page for other considerations.

## Oklahoma Department of Mental Health and Substance Abuse Services

## Counts of Admitted Clients Served by Funding Source for Various Categories During FY2001

## Age: 12 to 17

	Funding Source						
	Total	Mental Health	Substance Abuse	Domestic Violence	Residential Care	Medicaid Other	
Cotton	7	0	2	0	0	4	4
Craig	12	4	4	4	0	0	0
Creek	20	8	3	7	0	3	1
Custer	25	5	6	9	0	8	0
Delaware	39	18	17	2	0	4	0
Dewey	3	2	0	0	0	0	2
Ellis	12	8	0	2	0	2	5
Garfield	51	26	6	18	0	3	1
Garvin	43	26	4	6	0	3	13
Grady	102	42	44	11	0	5	11
Grant	1	1	0	0	0	0	0
Greer	2	0	1	1	0	0	0
Harmon	5	0	1	3	0	0	1
Harper	3	2	0	0	0	0	2
Haskell	15	2	7	0	0	7	1
Hughes	8	0	3	3	0	1	1
Jackson	29	5	1	5	0	10	16
Jefferson	3	0	0	1	0	2	1
Johnston	11	7	1	2	0	0	2
Kay	40	14	3	16	0	7	1
Kingfisher	23	23	0	0	0	0	0
Kiowa	7	1	1	1	0	3	2
Latimer	2	0	1	0	0	1	0
LeFlore	106	2	97	5	0	2	1
Lincoln	65	45	10	2	0	8	0
Logan	44	14	31	0	0	0	0
Love	9	3	0	2	0	3	3
Major	24	15	0	0	0	10	8
Marshall	16	7	3	3	0	0	3
Mayes	37	18	7	5	0	10	0
McClain	24	10	3	1	0	8	6
McCurtain	53	6	28	10	0	15	3
McIntosh	30	16	0	1	0	13	3
Murray	10	7	0	0	0	2	1
Muskogee	120	101	15	7	0	0	1
Noble	6	2	2	1	0	2	0
Nowata	14	7	5	2	0	0	0
Okfuskee	8	6	2	0	0	0	0
Oklahoma	646	263	280	48	0	58	24
Okmulgee	39	17	1	17	0	5	2
Osage	70	21	47	5	0	6	0
Ottawa	69	10	43	17	0	2	0
Pawnee	10	4	6	0	0	2	0
Payne	29	8	6	13	0	4	5
Pittsburgh	65	20	19	6	0	19	8
Pontotoc	50	17	13	15	0	6	2
Pottawatomie	116	26	52	33	0	10	1
Pushmataha	6	0	5	0	0	0	1
Roger Mills	6	2	0	4	0	1	0
Rogers	45	9	23	14	0	0	0
Seminole	41	19	7	14	0	5	4
Sequoyah	25	2	0	2	0	13	11
Stephens	36	2	8	24	0	2	2

Notes: Information in this table is based on data reported to DMHSAS as of 01/01/2002. The same client may be counted in more than one category, e.g., clients can receive services under more than one contract source, in more than one "County of Residence," or may have multiple "Other Indicators." Please see Definition page for other considerations.

## Oklahoma Department of Mental Health and Substance Abuse Services

## Counts of Admitted Clients Served by Funding Source for Various Categories During FY2001

## Age: 12 to 17

	Total	Funding Source					Other
		Mental Health	Substance Abuse	Domestic Violence	Residential Care	Medicaid	
Texas	39	10	15	7	0	5	12
Tillman	6	3	0	1	0	2	1
Tulsa	418	104	251	51	0	28	1
Wagoner	32	8	1	2	0	21	4
Washington	59	5	23	27	0	6	1
Washita	12	3	7	1	0	1	0
Woods	27	15	1	1	0	6	14
Woodward	92	48	1	5	0	37	51
Out of State/Unknown	23	1	0	21	0	0	1
<b>Other Indicators</b>							
Any Alcohol/Drug Problem	1,568	192	1,211	4	0	146	105
Dual Diagnosis	64	24	6	0	0	27	14
Hispanic	193	54	69	37	0	35	14
Homeless	121	7	4	107	0	4	4
Indigent	3,535	1,191	1,213	512	0	611	401
SED (6-17)	1,043	583	17	0	0	370	217
SMI (If ever)	37	28	6	3	0	10	6

Notes: Information in this table is based on data reported to DMHSAS as of 01/01/2002. The same client may be counted in more than one category, e.g., clients can receive services under more than one contract source, in more than one "County of Residence," or may have multiple "Other Indicators." Please see Definition page for other considerations.

## Oklahoma Department of Mental Health and Substance Abuse Services

## Counts of Admitted Clients Served by Funding Source for Various Categories During FY2001

## Age: 18 to 64

	Total	Funding Source					
		Mental Health	Substance Abuse	Domestic Violence	Residential Care	Medicaid	Other
<b>Total</b>							
Unduplicated Count	47,794	22,872	14,835	6,619	1,340	7,772	7,281
<b>Agency Type</b>							
Community Mental Health	29,468	21,662	2,421	0	55	7,605	6,128
Domestic Violence and Sexual Assault	6,961	0	361	6,534	0	0	524
Hospital	2,586	1,798	0	0	0	186	749
Other	552	552	0	0	0	0	0
Residential Care	1,304	32	0	0	1,289	0	0
Substance Abuse	12,722	19	12,576	98	0	63	40
<b>Sex</b>							
Female	24,912	12,011	5,250	5,461	457	4,927	3,774
Male	22,882	10,861	9,585	1,158	883	2,845	3,507
<b>Age</b>							
18-20	3,362	1,451	1,264	550	28	287	431
21-24	5,104	2,233	1,956	977	49	425	569
25-34	12,750	5,877	4,347	2,380	213	1,620	1,677
35-44	14,879	7,108	4,952	1,901	403	2,414	2,313
45-54	8,411	4,426	1,947	673	417	1,954	1,536
55-64	3,288	1,777	369	138	230	1,072	755
<b>Race</b>							
White	36,287	18,345	10,370	4,634	1,015	6,094	5,751
Black	5,461	2,257	2,034	617	216	948	695
Native American	4,209	1,407	1,746	822	78	478	545
Hispanic	1,022	389	323	250	8	75	130
Asian	228	117	33	28	5	44	63
Two or More Races	1,587	629	531	299	29	165	112
Unknown	6	3	2	0	1	1	0
<b>Presenting Problem/Diagnosis</b>							
Alcohol Abuse	5,782	1,132	4,591	47	26	176	497
Developmental Disorder	689	316	30	19	234	82	98
Mood Disorder	15,490	11,929	915	28	316	3,314	2,945
Non Alcohol/Drug Related Organic	288	178	2	0	0	118	72
Other Non-Psychotic	3,985	3,055	107	0	1	820	699
Other Psychotic	4,399	2,858	159	0	565	1,193	959
Personality Disorder	178	144	18	0	0	42	12
Schizophrenia	3,864	2,420	133	0	45	1,870	889
Social Conditions	7,770	590	531	6,322	151	50	556
Substance Related	10,220	1,449	8,879	109	18	260	630
Unknown/Other	27	5	1	2	12	0	7
Deferred/No Diagnosis	161	16	17	99	32	1	11
<b>County of Residence</b>							
Adair	356	116	74	45	30	73	186
Alfalfa	236	51	168	7	0	13	36
Atoka	303	64	188	9	1	35	50
Beaver	43	28	6	5	0	5	30
Beckham	483	199	184	80	0	91	7
Blaine	198	123	28	33	0	30	15
Bryan	675	325	198	106	1	125	24
Caddo	409	122	111	43	0	79	169
Canadian	863	567	111	124	30	101	51

Notes: Information in this table is based on data reported to DMHSAS as of 01/01/2002. The same client may be counted in more than one category, e.g., clients can receive services under more than one contract source, in more than one "County of Residence," or may have multiple "Other Indicators." Please see Definition page for other considerations.

## Oklahoma Department of Mental Health and Substance Abuse Services

## Counts of Admitted Clients Served by Funding Source for Various Categories During FY2001

## Age: 18 to 64

	Funding Source						
	Total	Mental Health	Substance Abuse	Domestic Violence	Residential Care	Medicaid	Other
Carter	551	303	147	82	2	107	25
Cherokee	801	298	185	98	135	133	271
Choctaw	313	76	119	65	2	52	76
Cimarron	28	17	3	4	0	1	17
Cleveland	2,487	1,098	792	170	48	413	664
Coal	131	34	74	19	2	20	15
Comanche	1,931	618	284	271	48	359	1,144
Cotton	64	24	19	8	0	6	26
Craig	495	212	88	25	160	201	7
Creek	692	348	281	44	7	70	24
Custer	374	219	57	103	1	96	11
Delaware	366	180	121	39	10	74	4
Dewey	71	42	6	13	1	6	30
Ellis	67	38	9	6	0	5	29
Garfield	905	531	77	208	1	151	121
Garvin	529	283	129	106	0	93	41
Grady	913	495	164	154	1	198	64
Grant	29	14	3	2	1	13	8
Greer	83	44	28	6	0	11	11
Harmon	32	7	7	6	0	4	19
Harper	63	41	6	1	0	11	43
Haskell	199	94	29	6	8	43	101
Hughes	212	75	83	19	0	36	91
Jackson	387	87	99	93	1	55	134
Jefferson	57	21	14	10	0	3	23
Johnston	262	166	44	7	0	81	15
Kay	873	384	257	187	0	180	25
Kingfisher	179	99	59	10	0	21	11
Kiowa	156	83	40	15	0	37	18
Latimer	184	63	56	10	0	49	61
LeFlore	582	234	73	75	24	121	251
Lincoln	350	177	79	29	73	80	19
Logan	366	216	110	24	0	30	29
Love	94	58	24	9	0	19	3
Major	125	80	7	8	0	18	51
Marshall	252	150	66	10	0	55	17
Mayes	687	299	220	37	149	170	10
McClain	257	116	95	13	0	41	60
McCurtain	699	140	203	227	10	128	174
McIntosh	283	114	78	13	68	60	23
Murray	254	175	44	9	4	55	14
Muskogee	1,317	842	383	119	54	273	25
Noble	154	57	66	8	6	29	13
Nowata	149	47	42	49	1	19	11
Okfuskee	391	156	51	15	164	100	12
Oklahoma	7,895	4,118	2,525	718	80	1,226	536
Okmulgee	681	319	165	171	25	121	28
Osage	351	129	172	32	3	46	6
Ottawa	445	211	112	78	10	99	0
Pawnee	199	85	92	5	0	43	7
Payne	1,150	402	478	167	1	189	154
Pittsburgh	992	378	262	67	32	195	342
Pontotoc	910	408	296	278	28	192	41

Notes: Information in this table is based on data reported to DMHSAS as of 01/01/2002. The same client may be counted in more than one category, e.g., clients can receive services under more than one contract source, in more than one "County of Residence," or may have multiple "Other Indicators." Please see Definition page for other considerations.

## Oklahoma Department of Mental Health and Substance Abuse Services

## Counts of Admitted Clients Served by Funding Source for Various Categories During FY2001

## Age: 18 to 64

	Funding Source						
	Total	Mental Health	Substance Abuse	Domestic Violence	Residential Care	Medicaid	Other
Pottawatomie	884	262	315	238	0	109	71
Pushmataha	205	59	75	40	0	29	43
Roger Mills	50	20	12	18	0	5	3
Rogers	640	193	200	209	44	56	2
Seminole	617	238	183	196	2	109	41
Sequoyah	488	249	113	17	20	148	235
Stephens	735	165	139	271	21	89	247
Texas	330	166	83	54	0	30	161
Tillman	93	33	34	10	0	8	36
Tulsa	7,709	4,500	3,468	573	68	502	118
Wagoner	614	231	212	43	25	134	201
Washington	1,134	383	255	409	2	188	106
Washita	135	64	34	30	0	35	2
Woods	219	150	9	13	0	20	118
Woodward	558	370	20	61	3	80	351
Out of State/Unknown	481	143	109	171	8	18	76
<b>Other Indicators</b>							
Any Alcohol/Drug Problem	23,159	9,080	14,262	611	108	2,098	2,421
Dual Diagnosis	4,673	3,684	981	0	7	968	765
Hispanic	1,330	542	389	307	24	123	153
Homeless	3,370	1,557	840	921	42	249	334
Indigent	45,618	22,375	14,358	5,807	1,306	7,722	6,548
SMI (If ever)	23,959	17,012	3,438	1,036	1,333	6,591	4,102

Notes: Information in this table is based on data reported to DMHSAS as of 01/01/2002. The same client may be counted in more than one category, e.g., clients can receive services under more than one contract source, in more than one "County of Residence," or may have multiple "Other Indicators." Please see Definition page for other considerations.

## Oklahoma Department of Mental Health and Substance Abuse Services

## Counts of Admitted Clients Served by Funding Source for Various Categories During FY2001

## Age: 55 or older

	Total	Funding Source					
		Mental Health	Substance Abuse	Domestic Violence	Residential Care	Medicaid	Other
<b>Total</b>							
Unduplicated Count	4,959	2,396	468	190	336	1,825	1,187
<b>Agency Type</b>							
Community Mental Health	4,147	2,292	104	0	16	1,816	1,057
Domestic Violence and Sexual Assault	201	0	7	188	0	0	11
Hospital	253	120	0	0	0	13	137
Other	45	45	0	0	0	0	0
Residential Care	321	6	0	0	320	0	0
Substance Abuse	372	4	367	2	0	0	1
<b>Sex</b>							
Female	3,198	1,560	128	156	158	1,370	772
Male	1,761	836	340	34	178	455	415
<b>Age</b>							
55-64	3,288	1,777	369	138	230	1,072	755
65-74	1,090	438	87	43	77	422	294
75-84	431	138	12	7	28	223	115
85+	150	43	0	2	1	108	23
<b>Race</b>							
White	4,166	2,045	341	157	276	1,535	1,051
Black	491	221	67	9	43	193	75
Native American	213	79	41	14	13	69	45
Hispanic	36	18	7	5	0	5	7
Asian	14	6	0	0	0	3	6
Two or More Races	77	38	12	7	5	21	3
<b>Presenting Problem/Diagnosis</b>							
Alcohol Abuse	364	73	270	2	4	23	41
Developmental Disorder	74	15	0	0	52	11	4
Mood Disorder	2,235	1,267	50	3	77	856	578
Non Alcohol/Drug Related Organic	111	42	0	0	0	47	45
Other Non-Psychotic	434	216	6	0	1	208	85
Other Psychotic	672	326	8	0	128	208	182
Personality Disorder	18	13	1	0	0	4	4
Schizophrenia	895	451	6	0	9	464	228
Social Conditions	313	30	42	179	53	4	15
Substance Related	121	15	97	0	0	8	10
Unknown/Other	11	2	0	0	6	0	3
Deferred/No Diagnosis	20	2	0	6	13	0	0
<b>County of Residence</b>							
Adair	46	10	2	0	14	14	21
Alfalfa	17	6	7	1	0	2	5
Atoka	23	6	0	0	0	11	18
Beaver	6	5	1	0	0	0	5
Beckham	48	17	8	4	0	29	1
Blaine	11	6	0	2	0	4	0
Bryan	61	31	10	4	0	20	5
Caddo	39	11	3	1	0	9	27
Canadian	79	38	4	3	13	28	6
Carter	72	44	6	3	1	23	8
Cherokee	75	29	9	1	22	21	35
Choctaw	37	7	2	4	1	15	17

Notes: Information in this table is based on data reported to DMHSAS as of 01/01/2002. The same client may be counted in more than one category, e.g., clients can receive services under more than one contract source, in more than one "County of Residence," or may have multiple "Other Indicators." Please see Definition page for other considerations.

## Oklahoma Department of Mental Health and Substance Abuse Services

## Counts of Admitted Clients Served by Funding Source for Various Categories During FY2001

## Age: 55 or older

	Funding Source						
	Total	Mental Health	Substance Abuse	Domestic Violence	Residential Care	Medicaid Other	
Cimarron	6	4	0	0	0	1	6
Cleveland	296	113	16	2	16	131	168
Coal	11	4	2	0	1	1	5
Comanche	142	31	15	8	16	30	112
Cotton	4	0	1	0	1	0	2
Craig	105	36	3	0	70	58	4
Creek	45	31	5	1	0	12	4
Custer	36	24	1	4	0	13	3
Delaware	39	24	5	2	3	10	0
Dewey	13	8	0	2	1	1	8
Ellis	11	7	1	0	0	0	8
Garfield	88	62	2	14	0	26	12
Garvin	49	27	4	4	0	16	11
Grady	122	59	3	1	0	72	12
Grant	3	0	0	0	0	3	1
Greer	10	7	1	0	0	3	2
Harmon	3	1	0	0	0	0	2
Harper	21	11	1	0	0	7	17
Haskell	31	10	0	0	3	7	22
Hughes	34	8	1	0	0	9	23
Jackson	30	5	0	2	0	6	24
Jefferson	5	2	1	0	0	1	3
Johnston	35	21	2	1	0	15	4
Kay	105	48	8	12	0	47	0
Kingfisher	7	5	1	0	0	1	0
Kiowa	14	7	0	0	0	6	4
Latimer	22	8	0	0	0	12	14
LeFlore	81	20	0	3	6	29	48
Lincoln	61	29	0	1	11	31	2
Logan	18	13	0	0	0	7	1
Love	9	6	0	0	0	4	1
Major	10	7	0	0	0	1	7
Marshall	32	14	4	0	0	15	2
Mayes	49	21	5	0	16	19	1
McClain	52	24	2	0	0	18	28
McCurtain	51	11	3	5	0	20	34
McIntosh	27	16	0	0	6	11	5
Murray	33	20	1	1	0	16	2
Muskogee	94	71	7	2	13	41	3
Noble	24	8	6	0	1	11	2
Nowata	15	5	3	4	0	4	0
Okfuskee	60	20	1	2	33	18	1
Oklahoma	966	463	111	17	23	424	75
Okmulgee	53	32	7	4	4	24	1
Osage	28	11	9	2	1	8	0
Ottawa	30	17	3	0	3	11	0
Pawnee	24	10	8	0	0	13	1
Payne	80	43	13	3	0	29	3
Pittsburgh	157	37	4	2	14	46	102
Pontotoc	99	57	6	10	5	37	6
Pottawatomie	113	22	7	4	0	72	13
Pushmataha	25	11	1	3	0	5	11
Roger Mills	2	2	0	0	0	1	0

Notes: Information in this table is based on data reported to DMHSAS as of 01/01/2002. The same client may be counted in more than one category, e.g., clients can receive services under more than one contract source, in more than one "County of Residence," or may have multiple "Other Indicators." Please see Definition page for other considerations.



## Oklahoma Department of Mental Health and Substance Abuse Services

## Counts of Admitted Clients Served by Funding Source for Various Categories During FY2001

## Age: 55 or older

	Total	Funding Source					Other
		Mental Health	Substance Abuse	Domestic Violence	Residential Care	Medicaid	
Rogers	48	16	7	5	17	14	0
Seminole	64	30	5	4	0	28	7
Sequoyah	64	34	5	0	3	23	38
Stephens	40	12	3	5	2	7	27
Texas	29	21	1	0	0	3	25
Tillman	6	1	0	0	0	2	6
Tulsa	555	399	113	15	17	93	5
Wagoner	48	22	2	0	5	15	27
Washington	105	49	10	13	1	51	1
Washita	13	6	1	1	0	10	0
Woods	27	12	0	1	0	2	23
Woodward	72	51	0	2	2	8	55
Out of State/Unknown	35	16	2	11	1	2	8
<b>Other Indicators</b>							
Any Alcohol/Drug Problem	962	391	410	12	10	202	146
Dual Diagnosis	284	181	46	0	0	86	60
Hispanic	61	30	8	7	3	14	8
Homeless	234	96	38	25	10	35	75
Indigent	4,771	2,345	445	157	330	1,816	1,094
SMI (If ever)	3,552	1,940	116	28	335	1,494	869

Notes: Information in this table is based on data reported to DMHSAS as of 01/01/2002. The same client may be counted in more than one category, e.g., clients can receive services under more than one contract source, in more than one "County of Residence," or may have multiple "Other Indicators." Please see Definition page for other considerations.

## Oklahoma Department of Mental Health and Substance Abuse Services

## Counts of Admitted Clients Served by Funding Source for Various Categories During FY2001

## Age: 65 or older

	Total	Funding Source					
		Mental Health	Substance Abuse	Domestic Violence	Residential Care	Medicaid	Other
<b>Total</b>							
Unduplicated Count	1,671	619	99	52	106	753	432
<b>Agency Type</b>							
Community Mental Health	1,441	594	25	0	9	749	379
Domestic Violence and Sexual Assault	54	0	0	52	0	0	3
Hospital	73	19	0	0	0	4	54
Other	8	8	0	0	0	0	0
Residential Care	97	1	0	0	97	0	0
Substance Abuse	75	1	74	0	0	0	0
<b>Sex</b>							
Female	1,181	435	24	42	62	605	306
Male	490	184	75	10	44	148	126
<b>Age</b>							
65-74	1,090	438	87	43	77	422	294
75-84	431	138	12	7	28	223	115
85+	150	43	0	2	1	108	23
<b>Race</b>							
White	1,422	538	76	37	88	631	386
Black	157	54	13	5	13	80	24
Native American	74	18	9	8	4	32	18
Hispanic	4	1	0	0	0	1	3
Asian	3	1	0	0	0	1	1
Two or More Races	19	7	1	2	1	9	0
<b>Presenting Problem/Diagnosis</b>							
Alcohol Abuse	78	10	57	0	0	7	13
Developmental Disorder	20	1	0	0	17	2	2
Mood Disorder	751	303	11	2	17	374	214
Non Alcohol/Drug Related Organic	63	19	0	0	0	25	29
Other Non-Psychotic	190	66	2	0	1	118	36
Other Psychotic	184	73	3	0	42	50	53
Personality Disorder	9	6	0	0	0	2	2
Schizophrenia	323	136	2	0	6	168	81
Social Conditions	80	7	12	46	11	2	3
Substance Related	16	1	12	0	0	5	1
Unknown/Other	4	0	0	0	4	0	0
Deferred/No Diagnosis	12	0	0	4	8	0	0
<b>County of Residence</b>							
Adair	20	4	0	0	6	5	11
Alfalfa	6	3	1	0	0	1	3
Atoka	13	3	0	0	0	6	10
Beckham	20	5	2	1	0	14	0
Blaine	2	0	0	2	0	0	0
Bryan	20	8	5	2	0	5	1
Caddo	9	1	0	0	0	2	6
Canadian	19	6	3	0	1	9	2
Carter	28	17	2	1	0	10	6
Cherokee	22	5	1	0	8	8	11
Choctaw	13	3	0	3	1	5	6
Cleveland	119	29	2	1	5	57	75
Coal	2	0	0	0	0	0	2

Notes: Information in this table is based on data reported to DMHSAS as of 01/01/2002. The same client may be counted in more than one category, e.g., clients can receive services under more than one contract source, in more than one "County of Residence," or may have multiple "Other Indicators." Please see Definition page for other considerations.

## Oklahoma Department of Mental Health and Substance Abuse Services

## Counts of Admitted Clients Served by Funding Source for Various Categories During FY2001

## Age: 65 or older

	Funding Source						
	Total	Mental Health	Substance Abuse	Domestic Violence	Residential Care	Medicaid	Other
Comanche	37	4	4	1	5	5	32
Cotton	1	0	0	0	1	0	0
Craig	34	11	0	0	28	20	0
Creek	12	8	1	0	0	5	1
Custer	9	6	0	1	0	1	1
Delaware	13	7	2	1	1	2	0
Dewey	3	3	0	0	0	1	2
Ellis	4	3	0	0	0	0	3
Garfield	10	6	0	3	0	2	0
Garvin	14	8	1	1	0	5	6
Grady	54	25	0	0	0	33	5
Grant	2	0	0	0	0	2	1
Greer	3	1	1	0	0	1	0
Harmon	1	1	0	0	0	0	0
Harper	7	4	0	0	0	2	5
Haskell	10	1	0	0	0	3	9
Hughes	13	1	0	0	0	2	12
Jackson	11	1	0	1	0	0	10
Jefferson	1	0	0	0	0	0	1
Johnston	9	6	1	0	0	3	3
Kay	49	15	1	4	0	33	0
Kingfisher	1	1	0	0	0	0	0
Kiowa	5	2	0	0	0	3	1
Latimer	5	0	0	0	0	4	5
LeFlore	21	1	0	2	3	4	15
Lincoln	31	10	0	0	2	22	0
Logan	11	9	0	0	0	4	1
Love	3	2	0	0	0	1	1
Major	2	2	0	0	0	0	2
Marshall	7	1	0	0	0	6	0
Mayes	13	2	3	0	4	5	1
McClain	38	17	0	0	0	15	23
McCurtain	12	0	0	1	0	6	11
McIntosh	6	2	0	0	1	2	3
Murray	8	5	0	0	0	4	0
Muskogee	22	17	2	0	5	10	0
Noble	11	2	3	0	0	7	0
Nowata	4	2	0	2	0	0	0
Okfuskee	13	2	1	1	8	4	0
Oklahoma	394	141	31	3	9	239	23
Okmulgee	13	8	0	2	2	5	0
Osage	6	2	1	0	0	3	0
Ottawa	4	1	0	0	0	3	0
Pawnee	6	1	2	0	0	3	0
Payne	23	16	3	1	0	4	1
Pittsburgh	55	2	1	0	4	11	48
Pontotoc	27	16	1	4	1	9	2
Pottawatomie	72	8	2	2	0	57	5
Pushmataha	7	2	0	1	0	1	5
Rogers	20	6	3	1	9	8	0
Seminole	24	8	1	1	0	14	4
Sequoyah	10	3	0	0	0	4	6
Stephens	11	1	1	2	0	1	8

Notes: Information in this table is based on data reported to DMHSAS as of 01/01/2002. The same client may be counted in more than one category, e.g., clients can receive services under more than one contract source, in more than one "County of Residence," or may have multiple "Other Indicators." Please see Definition page for other considerations.

## Oklahoma Department of Mental Health and Substance Abuse Services

## Counts of Admitted Clients Served by Funding Source for Various Categories During FY2001

## Age: 65 or older

	Total	Funding Source					Other
		Mental Health	Substance Abuse	Domestic Violence	Residential Care	Medicaid	
Texas	11	6	1	0	0	1	9
Tillman	1	0	0	0	0	0	1
Tulsa	118	83	11	2	3	32	1
Wagoner	12	7	1	0	0	2	9
Washington	29	12	4	3	0	13	1
Washita	5	1	0	1	0	3	0
Woods	12	5	0	1	0	2	9
Woodward	19	16	0	0	0	0	13
Out of State/Unknown	5	3	0	0	1	1	0
<b>Other Indicators</b>							
Any Alcohol/Drug Problem	187	57	81	0	1	46	37
Dual Diagnosis	56	31	14	0	0	13	14
Hispanic	13	4	0	0	1	6	3
Homeless	51	8	4	3	5	14	32
Indigent	1,620	604	95	43	106	748	409
SMI (If ever)	1,123	474	22	2	106	524	317

Notes: Information in this table is based on data reported to DMHSAS as of 01/01/2002. The same client may be counted in more than one category, e.g., clients can receive services under more than one contract source, in more than one "County of Residence," or may have multiple "Other Indicators." Please see Definition page for other considerations.

## Oklahoma Department of Mental Health and Substance Abuse Services

## Counts of Admitted Clients Served by Funding Source for Various Categories During FY2001

## Age: Under 21

	Total	Funding Source					
		Mental Health	Substance Abuse	Domestic Violence	Residential Care	Medicaid	Other
<b>Total</b>							
Unduplicated Count	12,248	4,001	3,121	3,682	28	1,516	1,492
<b>Agency Type</b>							
Community Mental Health	5,432	3,846	163	0	1	1,278	1,217
Domestic Violence and Sexual Assault	3,727	0	59	3,626	0	0	182
Hospital	498	143	0	0	0	272	101
Other	76	76	0	0	0	0	0
Residential Care	27	0	0	0	27	0	0
Substance Abuse	3,005	11	2,936	65	0	5	2
<b>Sex</b>							
Female	5,648	1,890	1,061	2,129	7	628	657
Male	6,600	2,111	2,060	1,553	21	888	835
<b>Age</b>							
0-04	1,775	133	337	1,220	0	54	146
05-17	7,111	2,417	1,520	1,912	0	1,175	915
18-20	3,362	1,451	1,264	550	28	287	431
<b>Race</b>							
White	8,223	2,931	2,165	2,072	21	1,054	1,099
Black	1,466	376	352	544	3	192	140
Native American	1,265	308	352	462	3	139	131
Hispanic	524	129	99	257	0	47	43
Asian	66	16	12	26	0	8	16
Two or More Races	882	261	172	352	1	88	67
<b>Presenting Problem/Diagnosis</b>							
Alcohol Abuse	531	41	478	1	0	16	26
Developmental Disorder	1,377	820	11	18	2	426	338
Mood Disorder	1,966	1,336	49	1	12	545	411
Non Alcohol/Drug Related Organic	13	9	1	0	0	4	0
Other Non-Psychotic	1,652	1,141	12	0	0	413	366
Other Psychotic	212	142	12	0	13	46	49
Personality Disorder	13	13	1	0	0	1	1
Schizophrenia	70	63	6	0	1	17	5
Social Conditions	4,585	354	654	3,565	1	17	120
Substance Related	2,110	162	1,928	9	0	47	90
Unknown/Other	3	0	1	2	0	0	0
Deferred/No Diagnosis	135	1	0	87	0	0	94
<b>County of Residence</b>							
Adair	114	15	5	36	0	36	40
Alfalfa	22	14	1	3	0	6	6
Atoka	20	2	14	2	0	0	2
Beaver	11	1	1	7	0	1	3
Beckham	99	36	26	40	0	17	1
Blaine	98	70	5	24	0	12	3
Bryan	231	92	24	94	1	3	40
Caddo	93	15	22	16	0	32	28
Canadian	304	175	56	70	0	7	21
Carter	112	31	23	42	1	9	19
Cherokee	213	17	23	90	3	52	59
Choctaw	47	5	25	12	0	6	1
Cimarron	3	2	0	1	0	0	0

Notes: Information in this table is based on data reported to DMHSAS as of 01/01/2002. The same client may be counted in more than one category, e.g., clients can receive services under more than one contract source, in more than one "County of Residence," or may have multiple "Other Indicators." Please see Definition page for other considerations.

## Oklahoma Department of Mental Health and Substance Abuse Services

## Counts of Admitted Clients Served by Funding Source for Various Categories During FY2001

## Age: Under 21

	Funding Source						
	Total	Mental Health	Substance Abuse	Domestic Violence	Residential Care	Medicaid	Other
Cleveland	698	158	239	55	0	182	132
Coal	25	3	15	3	0	5	2
Comanche	771	97	19	247	0	317	349
Cotton	22	4	7	0	0	8	10
Craig	59	18	17	23	2	2	0
Creek	116	36	33	42	0	7	4
Custer	115	16	7	88	0	11	1
Delaware	113	57	36	20	0	8	0
Dewey	13	4	3	4	0	1	3
Ellis	18	10	1	4	0	3	5
Garfield	239	90	36	108	1	20	11
Garvin	121	71	24	24	0	7	20
Grady	258	107	74	73	0	7	22
Grant	6	5	0	0	1	2	1
Greer	10	2	4	4	0	1	0
Harmon	16	0	1	12	0	2	1
Harper	9	6	1	0	0	1	5
Haskell	38	6	19	5	0	10	3
Hughes	26	4	14	7	0	3	4
Jackson	114	12	14	46	0	24	41
Jefferson	5	0	1	1	0	3	1
Johnston	49	30	5	5	0	3	10
Kay	197	50	34	102	0	21	3
Kingfisher	63	51	7	7	0	0	2
Kiowa	33	7	9	6	0	11	11
Latimer	22	4	8	7	0	4	1
LeFlore	203	19	122	56	1	7	14
Lincoln	118	76	17	12	2	13	2
Logan	119	40	63	15	0	2	8
Love	30	11	3	9	0	4	5
Major	49	29	2	0	0	18	17
Marshall	73	39	18	7	0	0	18
Mayes	114	47	29	21	4	20	0
McClain	44	15	9	4	0	16	8
McCurtain	170	14	67	61	0	40	11
McIntosh	77	33	13	15	0	15	8
Murray	37	23	9	3	0	3	4
Muskogee	380	262	47	83	0	5	3
Noble	23	5	6	11	0	3	4
Nowata	37	11	13	12	0	1	0
Okfuskee	37	18	5	8	4	4	0
Oklahoma	2,018	891	628	407	1	134	67
Okmulgee	199	63	18	113	1	13	6
Osage	126	49	73	9	0	9	0
Ottawa	180	35	56	89	0	3	0
Pawnee	28	10	14	1	0	7	0
Payne	288	42	90	102	0	14	130
Pittsburgh	198	51	50	45	1	41	32
Pontotoc	203	65	55	93	2	10	15
Pottawatomie	308	59	96	141	0	24	5
Pushmataha	34	0	18	13	0	1	3
Roger Mills	19	5	1	13	0	1	0
Rogers	162	30	56	77	1	0	0

Notes: Information in this table is based on data reported to DMHSAS as of 01/01/2002. The same client may be counted in more than one category, e.g., clients can receive services under more than one contract source, in more than one "County of Residence," or may have multiple "Other Indicators." Please see Definition page for other considerations.

## Oklahoma Department of Mental Health and Substance Abuse Services

## Counts of Admitted Clients Served by Funding Source for Various Categories During FY2001

## Age: Under 21

	Funding Source						
	Total	Mental Health	Substance Abuse	Domestic Violence	Residential Care	Medicaid	Other
Seminole	183	61	34	89	0	13	16
Sequoyah	78	14	5	20	0	25	28
Stephens	210	11	26	152	2	11	23
Texas	132	24	39	57	0	16	22
Tillman	31	7	9	11	0	2	3
Tulsa	1,244	425	522	313	1	62	7
Wagoner	132	29	25	25	2	48	24
Washington	185	31	52	96	0	9	7
Washita	52	14	13	22	0	9	0
Woods	82	44	16	2	0	13	37
Woodward	221	115	2	46	0	65	93
Out of State/Unknown	198	9	15	162	0	4	11
<b>Other Indicators</b>							
Any Alcohol/Drug Problem	3,421	781	2,458	57	1	258	261
Dual Diagnosis	300	220	45	0	0	65	49
Hispanic	757	191	130	376	0	69	56
Homeless	1,093	94	70	936	1	19	33
Indigent	11,545	3,771	3,010	3,495	28	1,460	1,296
SED (6-17)	1,741	972	18	0	0	639	368
SMI (If ever)	1,002	820	140	38	27	167	151

Notes: Information in this table is based on data reported to DMHSAS as of 01/01/2002. The same client may be counted in more than one category, e.g., clients can receive services under more than one contract source, in more than one "County of Residence," or may have multiple "Other Indicators." Please see Definition page for other considerations.

## Oklahoma Department of Mental Health and Substance Abuse Services

## Counts of Admitted Clients Served by Funding Source for Various Categories During FY2001 Any Substance Abuse Problems

	Total	Funding Source					
		Mental Health	Substance Abuse	Domestic Violence	Residential Care	Medicaid	Other
<b>Total</b>							
Unduplicated Count	24,939	9,331	15,574	615	109	2,292	2,564
<b>Agency Type</b>							
Community Mental Health	11,626	8,688	2,291	0	18	2,106	2,148
Domestic Violence and Sexual Assault	778	0	301	593	0	0	64
Hospital	1,461	1,016	0	0	0	161	356
Other	44	44	0	0	0	0	0
Residential Care	91	1	0	0	91	0	0
Substance Abuse	13,555	7	13,493	22	0	51	40
<b>Sex</b>							
Female	9,150	3,684	5,216	417	20	1,218	1,004
Male	15,789	5,647	10,358	198	89	1,074	1,560
<b>Age</b>							
05-17	1,593	194	1,231	4	0	148	106
18-20	1,828	587	1,227	53	1	110	155
21-24	2,779	958	1,897	82	7	130	217
25-34	6,636	2,606	4,188	233	28	524	652
35-44	7,796	3,113	4,782	189	34	743	886
45-54	3,345	1,482	1,839	42	29	435	402
55-64	775	334	329	12	9	156	109
65-74	161	52	70	0	1	37	33
75-84	23	4	11	0	0	7	4
85+	3	1	0	0	0	2	0
<b>Race</b>							
White	18,082	7,204	10,886	426	77	1,649	1,940
Black	3,119	1,004	2,087	44	21	326	262
Native American	2,733	770	1,856	105	8	208	267
Hispanic	528	146	358	11	0	37	43
Asian	68	24	33	2	0	9	14
Two or More Races	907	286	562	28	3	73	42
<b>Presenting Problem/Diagnosis</b>							
Alcohol Abuse	6,058	1,146	4,837	47	26	189	514
Developmental Disorder	246	173	22	3	4	21	47
Mood Disorder	5,187	4,267	824	2	18	855	692
Non Alcohol/Drug Related Organic	79	50	2	0	0	26	21
Other Non-Psychotic	968	780	79	0	0	155	128
Other Psychotic	1,316	1,017	140	0	18	319	261
Personality Disorder	68	55	15	0	0	12	4
Schizophrenia	1,115	787	117	0	14	452	207
Social Conditions	659	73	132	446	11	9	62
Substance Related	11,312	1,477	9,916	109	18	286	656
Unknown/Other	3	0	1	1	1	0	0
Deferred/No Diagnosis	19	0	12	8	0	0	0
<b>County of Residence</b>							
Adair	145	50	62	13	0	21	77
Alfalfa	186	16	169	0	0	2	9
Atoka	202	16	185	2	0	6	5
Beaver	19	12	7	0	0	1	12
Beckham	285	87	194	10	0	27	7
Blaine	77	47	27	4	0	9	2

Notes: Information in this table is based on data reported to DMHSAS as of 01/01/2002. The same client may be counted in more than one category, e.g., clients can receive services under more than one contract source, in more than one "County of Residence," or may have multiple "Other Indicators." Please see Definition page for other considerations.



## Oklahoma Department of Mental Health and Substance Abuse Services

## Counts of Admitted Clients Served by Funding Source for Various Categories During FY2001 Any Substance Abuse Problems

	Funding Source						
	Total	Mental Health	Substance Abuse	Domestic Violence	Residential Care	Medicaid	Other
Bryan	271	83	199	1	0	18	10
Caddo	243	61	116	1	0	40	77
Canadian	277	134	129	8	0	21	16
Carter	259	125	146	12	0	27	14
Cherokee	308	116	164	16	1	31	102
Choctaw	156	15	129	12	0	6	16
Cimarron	11	7	3	0	0	0	5
Cleveland	1,357	343	833	14	9	131	252
Coal	90	12	73	4	0	11	6
Comanche	853	271	292	23	3	169	445
Cotton	38	12	20	0	0	2	16
Craig	191	73	92	0	19	37	1
Creek	367	87	285	4	0	16	2
Custer	144	95	62	14	0	26	5
Delaware	184	50	138	1	1	11	2
Dewey	29	21	4	1	0	1	14
Ellis	33	20	9	0	0	1	13
Garfield	328	176	78	50	0	33	51
Garvin	249	146	128	0	0	28	23
Grady	324	117	177	2	0	35	24
Grant	10	6	3	1	0	3	2
Greer	45	15	30	1	0	1	1
Harmon	11	1	8	0	0	0	2
Harper	26	20	6	0	0	2	17
Haskell	78	25	40	3	0	12	23
Hughes	118	29	86	1	0	11	54
Jackson	170	37	100	0	0	10	46
Jefferson	28	10	14	0	0	3	6
Johnston	83	42	46	0	0	16	5
Kay	376	130	254	2	0	56	13
Kingfisher	108	41	58	4	0	10	2
Kiowa	75	35	41	1	0	9	8
Latimer	78	12	54	3	0	13	10
LeFlore	290	67	177	1	3	33	54
Lincoln	172	77	88	1	6	19	7
Logan	210	74	131	1	0	8	9
Love	38	20	24	0	0	4	0
Major	38	25	7	0	0	2	11
Marshall	123	53	68	1	0	23	7
Mayes	355	119	223	1	8	50	3
McClain	161	51	89	0	0	17	30
McCurtain	324	36	230	44	3	21	35
McIntosh	115	38	69	4	2	17	6
Murray	104	69	42	0	0	16	6
Muskogee	730	343	397	49	9	86	10
Noble	94	20	71	0	0	6	5
Nowata	68	19	45	0	0	10	0
Okfuskee	92	28	52	6	2	12	1
Oklahoma	4,719	2,048	2,641	8	12	437	255
Okmulgee	280	62	165	64	1	17	16
Osage	220	35	193	2	0	9	2
Ottawa	233	78	150	0	3	24	0
Pawnee	112	22	91	0	0	9	2

Notes: Information in this table is based on data reported to DMHSAS as of 01/01/2002. The same client may be counted in more than one category, e.g., clients can receive services under more than one contract source, in more than one "County of Residence," or may have multiple "Other Indicators." Please see Definition page for other considerations.

## Oklahoma Department of Mental Health and Substance Abuse Services

## Counts of Admitted Clients Served by Funding Source for Various Categories During FY2001 Any Substance Abuse Problems

	Funding Source						
	Total	Mental Health	Substance Abuse	Domestic Violence	Residential Care	Medicaid	Other
Payne	651	146	486	6	0	54	31
Pittsburgh	451	102	279	5	4	45	93
Pontotoc	442	177	295	107	1	50	22
Pottawatomie	537	135	362	2	0	35	43
Pushmataha	92	14	75	1	0	5	6
Roger Mills	26	11	12	3	0	3	3
Rogers	315	88	223	7	5	13	1
Seminole	309	138	187	6	0	38	20
Sequoyah	186	99	96	4	4	22	60
Stephens	259	59	147	1	1	19	69
Texas	170	68	99	1	0	13	59
Tillman	60	19	33	1	0	3	15
Tulsa	4,923	2,133	3,624	54	9	209	28
Wagoner	325	103	204	10	4	45	68
Washington	421	143	279	0	1	43	0
Washita	66	20	41	5	0	7	2
Woods	78	57	9	0	0	9	34
Woodward	227	168	21	0	0	30	146
Out of State/Unknown	191	54	103	15	0	4	27
<b>Other Indicators</b>							
Any Alcohol/Drug Problem	24,939	9,331	15,574	615	109	2,292	2,564
Dual Diagnosis	4,793	3,739	1,001	0	7	1,008	793
Hispanic	679	202	440	13	2	59	55
Homeless	1,712	902	836	105	5	109	102
Indigent	23,986	9,123	15,027	566	106	2,272	2,254
SED (6-17)	229	88	15	0	0	99	54
SMI (If ever)	9,565	6,877	3,302	159	109	1,732	1,270

Notes: Information in this table is based on data reported to DMHSAS as of 01/01/2002. The same client may be counted in more than one category, e.g., clients can receive services under more than one contract source, in more than one "County of Residence," or may have multiple "Other Indicators." Please see Definition page for other considerations.

## Oklahoma Department of Mental Health and Substance Abuse Services

## Counts of Admitted Clients Served by Funding Source for Various Categories During FY2001 Crisis Stabilization Services

	Total	Funding Source					
		Mental Health	Substance Abuse	Domestic Violence	Residential Care	Medicaid	Other
<b>Total</b>							
Unduplicated Count	4,316	3,380	301	0	0	665	310
<b>Agency Type</b>							
Community Mental Health	4,316	3,380	301	0	0	665	310
<b>Sex</b>							
Female	1,864	1,376	88	0	0	385	134
Male	2,452	2,004	213	0	0	280	176
<b>Age</b>							
05-17	10	7	2	0	0	1	1
18-20	303	252	17	0	0	25	26
21-24	425	354	32	0	0	53	20
25-34	1,194	953	89	0	0	166	88
35-44	1,472	1,122	118	0	0	259	99
45-54	670	517	36	0	0	116	47
55-64	210	153	7	0	0	38	25
65-74	29	19	0	0	0	7	4
75-84	3	3	0	0	0	0	0
<b>Race</b>							
White	3,161	2,492	213	0	0	461	231
Black	625	462	60	0	0	121	50
Native American	293	231	18	0	0	47	16
Hispanic	69	55	2	0	0	8	7
Asian	27	19	2	0	0	3	4
Two or More Races	153	130	6	0	0	25	2
Unknown	1	1	0	0	0	0	0
<b>Presenting Problem/Diagnosis</b>							
Alcohol Abuse	509	441	22	0	0	32	41
Developmental Disorder	17	8	2	0	0	5	4
Mood Disorder	1,809	1,430	157	0	0	246	116
Non Alcohol/Drug Related Organic	20	13	0	0	0	6	1
Other Non-Psychotic	348	271	7	0	0	47	37
Other Psychotic	673	503	49	0	0	126	56
Personality Disorder	22	22	1	0	0	1	0
Schizophrenia	453	280	35	0	0	169	21
Social Conditions	10	7	0	0	0	2	1
Substance Related	485	424	28	0	0	33	34
Deferred/No Diagnosis	4	3	0	0	0	1	0
<b>County of Residence</b>							
Adair	3	3	0	0	0	0	0
Atoka	1	1	0	0	0	0	0
Beaver	1	1	0	0	0	0	0
Beckham	99	78	0	0	0	26	0
Blaine	40	30	0	0	0	8	2
Bryan	2	0	0	0	0	0	2
Caddo	26	13	0	0	0	5	9
Canadian	63	50	0	0	0	8	11
Carter	3	2	0	0	0	1	0
Cherokee	6	5	2	0	0	0	0
Choctaw	1	0	0	0	0	1	0
Cleveland	28	22	0	0	0	3	3

Notes: Information in this table is based on data reported to DMHSAS as of 01/01/2002. The same client may be counted in more than one category, e.g., clients can receive services under more than one contract source, in more than one "County of Residence," or may have multiple "Other Indicators." Please see Definition page for other considerations.

## Oklahoma Department of Mental Health and Substance Abuse Services

## Counts of Admitted Clients Served by Funding Source for Various Categories During FY2001 Crisis Stabilization Services

	Funding Source						
	Total	Mental Health	Substance Abuse	Domestic Violence	Residential Care	Medicaid	Other
Coal	2	0	1	0	0	1	0
Comanche	84	28	0	0	0	18	41
Cotton	1	0	0	0	0	0	1
Craig	82	53	0	0	0	29	1
Creek	17	14	2	0	0	2	1
Custer	106	79	0	0	0	30	0
Delaware	57	48	0	0	0	9	0
Dewey	6	3	0	0	0	3	0
Ellis	1	0	0	0	0	1	0
Garfield	5	4	0	0	0	1	0
Garvin	7	5	0	0	0	1	1
Grady	22	15	0	0	0	2	5
Grant	1	1	0	0	0	0	0
Greer	24	21	0	0	0	5	0
Harmon	2	2	0	0	0	0	0
Harper	1	1	0	0	0	0	0
Hughes	2	1	0	0	0	0	1
Jackson	16	9	0	0	0	2	6
Jefferson	3	1	0	0	0	0	2
Johnston	1	0	0	0	0	1	0
Kay	4	2	2	0	0	1	0
Kingfisher	12	9	0	0	0	2	1
Kiowa	35	28	0	0	0	9	0
Latimer	1	1	0	0	0	0	0
Lincoln	44	31	1	0	0	6	6
Logan	44	35	0	0	0	6	3
Mayes	101	74	0	0	0	28	0
McClain	5	4	0	0	0	0	2
McCurtain	3	1	1	0	0	2	0
McIntosh	29	22	2	0	0	8	1
Murray	2	2	0	0	0	0	0
Muskogee	254	190	0	0	0	64	0
Noble	3	2	0	0	0	0	1
Nowata	12	9	0	0	0	3	0
Okfuskee	5	4	0	0	0	2	1
Oklahoma	1,436	1,141	1	0	0	183	173
Okmulgee	14	10	3	0	0	2	0
Osage	12	10	1	0	0	2	0
Ottawa	98	80	0	0	0	22	0
Pawnee	1	0	0	0	0	1	0
Payne	72	46	0	0	0	17	11
Pittsburgh	6	3	0	0	0	3	0
Pontotoc	3	3	0	0	0	0	0
Pottawatomie	23	18	0	0	0	3	4
Pushmataha	2	1	0	0	0	1	0
Roger Mills	12	11	0	0	0	1	0
Rogers	82	74	1	0	0	8	0
Seminole	6	4	0	0	0	1	1
Sequoyah	2	0	0	0	0	2	0
Stephens	33	15	0	0	0	5	14
Tillman	2	0	0	0	0	1	1
Tulsa	1,077	924	281	0	0	83	0
Wagoner	9	9	2	0	0	0	0

Notes: Information in this table is based on data reported to DMHSAS as of 01/01/2002. The same client may be counted in more than one category, e.g., clients can receive services under more than one contract source, in more than one "County of Residence," or may have multiple "Other Indicators." Please see Definition page for other considerations.

## Oklahoma Department of Mental Health and Substance Abuse Services

## Counts of Admitted Clients Served by Funding Source for Various Categories During FY2001 Crisis Stabilization Services

	Funding Source						
	Total	Mental Health	Substance Abuse	Domestic Violence	Residential Care	Medicaid	Other
Washington	115	86	0	0	0	33	0
Washita	26	15	0	0	0	12	0
Out of State/Unknown	67	59	1	0	0	1	6
<b>Other Indicators</b>							
Any Alcohol/Drug Problem	2,396	1,959	281	0	0	271	148
Dual Diagnosis	937	729	190	0	0	143	33
Hispanic	96	78	6	0	0	13	7
Homeless	659	577	59	0	0	64	27
Indigent	4,126	3,271	290	0	0	661	231
SMI (If ever)	3,509	2,731	297	0	0	601	205

Notes: Information in this table is based on data reported to DMHSAS as of 01/01/2002. The same client may be counted in more than one category, e.g., clients can receive services under more than one contract source, in more than one "County of Residence," or may have multiple "Other Indicators." Please see Definition page for other considerations.

## Oklahoma Department of Mental Health and Substance Abuse Services

## Counts of Admitted Clients Served by Funding Source for Various Categories During FY2001

## Current Residence: Residential Care Facility

	Total	Funding Source					Other
		Mental Health	Substance Abuse	Domestic Violence	Residential Care	Medicaid	
<b>Total</b>							
Unduplicated Count	1,909	681	96	10	1,096	808	294
<b>Agency Type</b>							
Community Mental Health	1,207	622	16	0	50	782	257
Domestic Violence and Sexual Assault	11	0	2	9	0	0	1
Hospital	98	41	0	0	0	27	40
Other	10	10	0	0	0	0	0
Residential Care	1,058	23	0	0	1,049	0	0
Substance Abuse	80	0	78	1	0	1	0
<b>Sex</b>							
Female	733	217	41	9	382	320	109
Male	1,176	464	55	1	714	488	185
<b>Age</b>							
0-04	27	0	26	1	0	0	0
05-17	62	12	12	1	0	42	16
18-20	38	15	5	0	15	13	7
21-24	67	29	4	2	40	32	6
25-34	274	85	18	1	147	122	38
35-44	523	202	20	5	297	240	85
45-54	510	197	9	0	316	203	81
55-64	272	100	1	0	189	105	44
65-74	95	30	1	0	67	34	9
75-84	36	8	0	0	24	16	6
85+	5	3	0	0	1	1	2
<b>Race</b>							
White	1,449	532	57	4	827	607	238
Black	310	82	27	3	171	101	36
Native American	151	49	11	2	66	74	13
Hispanic	21	10	1	0	6	9	2
Asian	10	5	0	0	4	4	3
Two or More Races	46	6	0	1	29	15	2
<b>Presenting Problem/Diagnosis</b>							
Alcohol Abuse	37	5	16	0	15	2	2
Developmental Disorder	200	19	1	0	167	20	8
Mood Disorder	476	140	2	0	254	154	42
Non Alcohol/Drug Related Organic	21	13	0	0	0	12	9
Other Non-Psychotic	76	40	1	0	2	46	21
Other Psychotic	719	147	4	0	487	163	82
Personality Disorder	2	1	0	0	0	1	0
Schizophrenia	626	310	8	0	34	417	128
Social Conditions	169	13	37	10	115	0	2
Substance Related	43	4	28	0	9	2	3
Unknown/Other	12	0	0	0	12	0	0
Deferred/No Diagnosis	31	2	0	0	30	0	0
<b>County of Residence</b>							
Adair	38	1	0	0	34	4	1
Beckham	5	2	3	0	0	1	0
Blaine	2	2	0	0	0	0	0
Bryan	2	0	2	0	0	0	0
Caddo	4	1	1	0	0	2	0

Notes: Information in this table is based on data reported to DMHSAS as of 01/01/2002. The same client may be counted in more than one category, e.g., clients can receive services under more than one contract source, in more than one "County of Residence," or may have multiple "Other Indicators." Please see Definition page for other considerations.

## Oklahoma Department of Mental Health and Substance Abuse Services

## Counts of Admitted Clients Served by Funding Source for Various Categories During FY2001

## Current Residence: Residential Care Facility

	Funding Source						
	Total	Mental Health	Substance Abuse	Domestic Violence	Residential Care	Medicaid	Other
Canadian	46	8	1	0	30	11	2
Carter	2	1	0	0	1	0	0
Cherokee	155	14	7	0	139	14	13
Choctaw	2	0	0	0	2	0	0
Cleveland	124	49	2	0	43	43	52
Coal	2	0	0	0	0	1	2
Comanche	86	37	0	1	32	41	52
Cotton	1	0	0	0	1	0	0
Craig	311	126	0	0	155	197	3
Creek	15	5	1	0	6	6	1
Custer	5	0	0	0	0	5	0
Delaware	14	1	0	0	10	3	0
Dewey	1	0	0	0	1	0	0
Garfield	8	6	0	0	0	2	2
Garvin	3	1	0	0	0	2	0
Grady	5	1	0	0	0	4	0
Greer	1	1	0	0	0	0	1
Hughes	8	2	0	0	0	6	1
Jackson	2	1	1	0	0	1	0
Kay	4	3	0	0	0	2	0
Kiowa	4	3	1	0	0	4	0
Latimer	2	0	0	0	0	1	2
LeFlore	33	9	0	0	3	8	24
Lincoln	79	33	3	0	58	35	1
Logan	23	1	21	0	0	1	0
Marshall	1	1	0	0	0	0	0
Mayes	173	70	0	0	125	83	0
McClain	3	1	0	0	0	2	2
McCurtain	5	1	1	0	2	1	1
McIntosh	33	7	0	0	24	12	3
Murray	4	0	0	0	4	0	0
Muskogee	47	33	0	0	37	26	1
Noble	5	0	0	0	5	0	0
Nowata	2	1	0	0	1	0	0
Okfuskee	219	53	0	1	169	38	8
Oklahoma	180	75	12	1	71	78	6
Okmulgee	17	4	0	0	12	2	1
Osage	6	3	0	0	3	0	0
Ottawa	12	4	0	0	8	2	0
Payne	10	5	2	1	1	4	3
Pittsburgh	37	3	0	1	20	14	9
Pontotoc	56	15	1	0	26	33	6
Pottawatomie	7	4	0	0	0	3	1
Pushmataha	1	1	0	0	0	0	1
Rogers	46	20	0	0	33	17	0
Seminole	18	11	2	0	1	3	4
Sequoyah	37	11	0	0	14	20	23
Stephens	39	10	0	1	16	21	22
Texas	2	1	0	0	0	2	1
Tillman	1	0	0	0	0	0	1
Tulsa	83	34	23	3	31	12	0
Wagoner	50	8	1	0	11	28	22
Washington	4	1	0	1	2	1	0

Notes: Information in this table is based on data reported to DMHSAS as of 01/01/2002. The same client may be counted in more than one category, e.g., clients can receive services under more than one contract source, in more than one "County of Residence," or may have multiple "Other Indicators." Please see Definition page for other considerations.

Oklahoma Department of Mental Health and Substance Abuse Services  
**Counts of Admitted Clients Served by Funding Source for Various Categories During FY2001**  
**Current Residence: Residential Care Facility**

	Total	Funding Source					Other
		Mental Health	Substance Abuse	Domestic Violence	Residential Care	Medicaid	
Washita	2	0	2	0	0	0	0
Woods	12	0	9	0	0	1	2
Woodward	28	14	0	0	1	20	22
Out of State/Unknown	1	0	0	0	1	0	0
<b>Other Indicators</b>							
Any Alcohol/Drug Problem	337	155	54	0	66	137	43
Dual Diagnosis	168	99	9	0	5	88	23
Hispanic	40	12	1	0	23	13	3
Homeless	13	0	0	2	11	0	0
Indigent	1,883	674	96	10	1,069	807	287
SED (6-17)	34	7	0	0	0	29	10
SMI (If ever)	1,740	648	27	4	1,092	748	263

Notes: Information in this table is based on data reported to DMHSAS as of 01/01/2002. The same client may be counted in more than one category, e.g., clients can receive services under more than one contract source, in more than one "County of Residence," or may have multiple "Other Indicators." Please see Definition page for other considerations.



## Oklahoma Department of Mental Health and Substance Abuse Services

## Counts of Admitted Clients Served by Funding Source for Various Categories During FY2001

## Custody of: DHS

	Total	Funding Source					
		Mental Health	Substance Abuse	Domestic Violence	Residential Care	Medicaid	Other
<b>Total</b>							
Unduplicated Count	786	217	275	11	3	287	109
<b>Agency Type</b>							
Community Mental Health	432	214	0	0	0	226	107
Domestic Violence and Sexual Assault	16	0	5	11	0	0	0
Hospital	70	2	0	0	0	67	2
Other	1	1	0	0	0	0	0
Residential Care	3	0	0	0	3	0	0
Substance Abuse	274	0	273	0	0	1	0
<b>Sex</b>							
Female	383	123	113	4	1	135	63
Male	403	94	162	7	2	152	46
<b>Age</b>							
0-04	214	21	177	1	0	17	16
05-17	540	186	92	5	0	261	87
18-20	17	9	1	0	0	8	5
25-34	6	0	3	3	0	0	0
35-44	4	0	1	2	1	0	0
45-54	2	0	1	0	1	0	0
55-64	2	0	0	0	1	1	1
65-74	1	1	0	0	0	0	0
<b>Race</b>							
White	456	138	137	5	3	186	73
Black	170	37	83	1	0	48	13
Native American	75	14	23	5	0	29	17
Hispanic	20	13	3	0	0	5	1
Asian	3	2	0	0	0	1	0
Two or More Races	66	13	31	0	0	20	5
<b>Presenting Problem/Diagnosis</b>							
Alcohol Abuse	3	0	3	0	0	0	0
Developmental Disorder	106	36	0	0	0	72	23
Mood Disorder	120	38	0	0	0	84	27
Other Non-Psychotic	245	132	0	0	0	117	51
Other Psychotic	9	0	0	0	1	7	1
Schizophrenia	1	0	0	0	0	1	1
Social Conditions	259	10	231	11	1	5	4
Substance Related	45	1	41	0	0	4	2
Unknown/Other	1	0	0	0	1	0	0
<b>County of Residence</b>							
Adair	20	0	0	0	1	13	9
Alfalfa	4	3	0	0	0	1	0
Beckham	19	10	6	1	0	10	0
Blaine	3	2	1	0	0	2	0
Bryan	9	5	3	0	0	1	3
Caddo	17	0	3	0	0	14	4
Canadian	22	3	18	0	0	1	1
Carter	6	0	5	0	0	1	0
Cherokee	23	0	1	3	0	13	10
Choctaw	3	0	3	0	0	0	0
Cleveland	36	4	5	0	0	26	2

Notes: Information in this table is based on data reported to DMHSAS as of 01/01/2002. The same client may be counted in more than one category, e.g., clients can receive services under more than one contract source, in more than one "County of Residence," or may have multiple "Other Indicators." Please see Definition page for other considerations.

## Oklahoma Department of Mental Health and Substance Abuse Services

## Counts of Admitted Clients Served by Funding Source for Various Categories During FY2001

## Custody of: DHS

	Funding Source						
	Total	Mental Health	Substance Abuse	Domestic Violence	Residential Care	Medicaid	Other
Coal	2	0	0	0	0	2	0
Comanche	70	8	0	0	0	66	38
Craig	2	2	0	0	0	0	0
Creek	3	0	0	0	0	2	1
Custer	8	3	0	1	0	6	0
Delaware	8	4	0	0	0	6	0
Dewey	2	0	2	0	0	0	0
Garfield	8	1	6	0	0	1	0
Garvin	4	1	0	0	0	2	1
Grady	5	1	2	0	0	2	0
Haskell	1	0	0	0	0	1	0
Jackson	8	0	3	0	0	5	3
Kay	16	3	7	3	0	3	0
Kiowa	2	0	0	0	0	2	1
Latimer	3	0	2	0	0	1	0
LeFlore	3	0	2	1	0	0	0
Lincoln	4	1	2	0	0	1	0
Logan	7	3	4	0	0	0	0
Love	4	0	2	0	0	2	0
Major	2	2	0	0	0	0	0
Marshall	7	1	4	0	0	0	2
Mayes	4	1	0	0	1	2	0
McClain	5	1	2	0	0	3	1
McCurtain	6	0	4	1	0	0	1
McIntosh	12	6	2	0	0	3	1
Murray	1	0	1	0	0	0	0
Muskogee	43	37	5	0	0	1	1
Noble	1	1	0	0	0	0	0
Nowata	5	0	4	0	0	1	0
Oklahoma	243	78	147	0	1	18	4
Osage	8	4	3	0	0	1	0
Ottawa	2	1	0	0	0	1	0
Pawnee	1	0	0	0	0	1	0
Payne	2	0	2	0	0	0	0
Pittsburgh	14	2	3	0	0	9	1
Pontotoc	6	0	4	0	0	1	1
Pottawatomie	8	1	4	0	0	4	0
Pushmataha	2	0	2	0	0	0	0
Roger Mills	2	2	0	0	0	1	0
Rogers	2	1	1	0	0	0	0
Seminole	3	0	3	0	0	0	0
Sequoyah	9	0	0	0	0	7	3
Stephens	1	0	0	0	0	1	0
Texas	2	0	0	0	0	1	1
Tillman	2	1	1	0	0	0	0
Tulsa	42	13	10	0	0	25	0
Wagoner	7	2	0	0	0	4	2
Washington	6	0	0	1	0	5	0
Woods	7	2	4	0	0	1	1
Woodward	19	6	0	0	0	17	16
Out of State/Unknown	3	1	1	0	0	0	1

## Other Indicators

Notes: Information in this table is based on data reported to DMHSAS as of 01/01/2002. The same client may be counted in more than one category, e.g., clients can receive services under more than one contract source, in more than one "County of Residence," or may have multiple "Other Indicators." Please see Definition page for other considerations.

## Oklahoma Department of Mental Health and Substance Abuse Services

## Counts of Admitted Clients Served by Funding Source for Various Categories During FY2001

## Custody of: DHS

	Funding Source						
	Total	Mental Health	Substance Abuse	Domestic Violence	Residential Care	Medicaid	Other
Any Alcohol/Drug Problem	78	4	44	0	1	27	8
Dual Diagnosis	7	0	0	0	0	7	1
Hispanic	31	14	7	0	0	12	3
Homeless	16	7	4	0	1	4	0
Indigent	774	216	273	11	3	280	103
SED (6-17)	297	118	0	0	0	179	52
SMI (If ever)	14	3	2	2	3	6	2

Notes: Information in this table is based on data reported to DMHSAS as of 01/01/2002. The same client may be counted in more than one category, e.g., clients can receive services under more than one contract source, in more than one "County of Residence," or may have multiple "Other Indicators." Please see Definition page for other considerations.

## Oklahoma Department of Mental Health and Substance Abuse Services

## Counts of Admitted Clients Served by Funding Source for Various Categories During FY2001

## Custody of: DOC

	Total	Funding Source					
		Mental Health	Substance Abuse	Domestic Violence	Residential Care	Medicaid	Other
<b>Total</b>							
Unduplicated Count	2,356	287	1,966	107	28	47	68
<b>Agency Type</b>							
Community Mental Health	512	267	236	0	0	44	53
Domestic Violence and Sexual Assault	120	0	42	94	0	0	13
Hospital	18	15	0	0	0	1	2
Other	7	7	0	0	0	0	0
Residential Care	28	0	0	0	28	0	0
Substance Abuse	1,706	0	1,704	13	0	2	0
<b>Sex</b>							
Female	631	111	463	55	7	27	27
Male	1,725	176	1,503	52	21	20	41
<b>Age</b>							
05-17	32	3	23	1	0	3	2
18-20	117	15	93	12	0	3	8
21-24	305	31	264	15	3	3	5
25-34	688	105	562	41	8	7	21
35-44	838	80	720	26	10	17	22
45-54	315	43	257	9	7	10	10
55-64	52	9	40	3	0	3	0
65-74	9	1	7	0	0	1	0
<b>Race</b>							
White	1,542	217	1,248	73	20	37	45
Black	421	33	371	9	5	6	9
Native American	257	26	224	18	3	2	12
Hispanic	61	2	57	2	0	0	1
Asian	4	0	4	0	0	0	0
Two or More Races	84	9	74	5	0	2	1
<b>Presenting Problem/Diagnosis</b>							
Alcohol Abuse	625	17	612	15	0	1	6
Developmental Disorder	28	5	3	0	21	0	2
Mood Disorder	166	145	12	0	1	28	12
Non Alcohol/Drug Related Organic	1	0	0	0	0	0	1
Other Non-Psychotic	33	27	1	0	0	3	7
Other Psychotic	37	27	2	0	5	5	4
Personality Disorder	5	4	1	0	0	0	0
Schizophrenia	29	24	0	0	0	7	2
Social Conditions	92	6	9	73	1	0	14
Substance Related	1,351	33	1,325	19	0	3	20
Deferred/No Diagnosis	11	0	11	0	0	0	0
<b>County of Residence</b>							
Adair	6	1	0	1	1	1	3
Alfalfa	159	0	159	0	0	0	0
Atoka	116	1	115	0	0	0	0
Beaver	2	0	2	0	0	0	0
Beckham	96	3	93	0	0	1	0
Blaine	3	2	1	0	0	0	0
Bryan	61	5	56	2	0	0	0
Caddo	11	1	7	1	0	0	2
Canadian	17	12	5	0	0	0	1

Notes: Information in this table is based on data reported to DMHSAS as of 01/01/2002. The same client may be counted in more than one category, e.g., clients can receive services under more than one contract source, in more than one "County of Residence," or may have multiple "Other Indicators." Please see Definition page for other considerations.

## Oklahoma Department of Mental Health and Substance Abuse Services

## Counts of Admitted Clients Served by Funding Source for Various Categories During FY2001

## Custody of: DOC

	Funding Source						
	Total	Mental Health	Substance Abuse	Domestic Violence	Residential Care	Medicaid	Other
Carter	3	1	2	0	0	0	0
Cherokee	38	7	27	0	4	2	10
Choctaw	57	0	56	1	0	0	0
Cimarron	1	0	1	0	0	0	0
Cleveland	159	10	145	13	0	1	2
Coal	2	0	2	1	0	0	0
Comanche	56	4	44	2	1	2	5
Cotton	1	1	0	0	0	0	1
Craig	10	0	10	0	0	0	0
Creek	56	10	46	0	0	2	0
Custer	7	4	4	1	0	1	0
Delaware	6	2	4	0	0	0	0
Garfield	10	5	2	2	0	3	0
Garvin	6	4	3	0	0	0	0
Grady	9	3	5	1	1	0	0
Harmon	1	0	1	0	0	0	0
Harper	1	1	1	0	0	0	1
Haskell	3	1	2	1	0	0	0
Hughes	16	6	15	0	0	0	6
Jackson	23	0	21	0	0	0	2
Jefferson	2	1	1	0	0	0	1
Johnston	3	0	2	1	0	0	0
Kay	79	5	72	3	0	0	0
Kingfisher	10	2	7	0	0	1	0
Kiowa	1	0	1	0	0	0	0
LeFlore	6	2	3	0	0	0	1
Lincoln	6	2	3	0	1	0	0
Logan	14	7	5	1	0	1	0
Mayes	9	3	4	1	0	1	0
McClain	2	0	2	0	0	0	0
McCurtain	42	2	37	2	0	1	1
McIntosh	25	1	5	0	19	0	0
Murray	1	0	1	0	0	0	0
Muskogee	148	6	133	16	0	1	0
Noble	1	0	1	0	0	0	0
Nowata	4	0	2	2	0	0	1
Okfuskee	3	3	0	0	0	1	0
Oklahoma	304	54	235	7	0	12	3
Okmulgee	17	8	6	2	1	1	0
Osage	10	3	6	1	0	0	0
Ottawa	10	2	6	2	0	0	0
Pawnee	3	1	2	0	0	0	0
Payne	17	1	14	2	0	1	0
Pittsburgh	86	6	77	0	0	4	1
Pontotoc	51	18	42	20	0	0	0
Pottawatomie	12	6	5	1	0	2	0
Pushmataha	2	1	1	0	0	0	0
Roger Mills	2	0	2	1	0	0	0
Rogers	20	0	19	1	0	0	0
Seminole	44	7	34	6	0	2	0
Sequoyah	18	4	11	0	0	2	6
Stephens	12	1	8	2	0	0	2
Texas	23	1	22	0	0	0	1

Notes: Information in this table is based on data reported to DMHSAS as of 01/01/2002. The same client may be counted in more than one category, e.g., clients can receive services under more than one contract source, in more than one "County of Residence," or may have multiple "Other Indicators." Please see Definition page for other considerations.

## Oklahoma Department of Mental Health and Substance Abuse Services

## Counts of Admitted Clients Served by Funding Source for Various Categories During FY2001

## Custody of: DOC

	Funding Source						
	Total	Mental Health	Substance Abuse	Domestic Violence	Residential Care	Medicaid	Other
Tillman	2	0	2	0	0	0	0
Tulsa	374	44	333	2	0	0	0
Wagoner	30	8	23	0	0	3	6
Washington	32	3	17	7	0	1	10
Washita	1	0	1	0	0	0	0
Woods	1	1	0	0	0	0	1
Woodward	1	0	1	0	0	0	0
Out of State/Unknown	14	1	11	1	0	0	1
<b>Other Indicators</b>							
Any Alcohol/Drug Problem	2,122	172	1,958	40	1	19	42
Dual Diagnosis	105	59	45	0	0	10	7
Hispanic	71	4	65	2	0	2	2
Homeless	44	12	24	9	0	1	3
Indigent	2,223	279	1,849	98	28	46	64
SED (6-17)	5	2	1	0	0	2	0
SMI (If ever)	480	217	220	17	28	37	23

Notes: Information in this table is based on data reported to DMHSAS as of 01/01/2002. The same client may be counted in more than one category, e.g., clients can receive services under more than one contract source, in more than one "County of Residence," or may have multiple "Other Indicators." Please see Definition page for other considerations.

## Oklahoma Department of Mental Health and Substance Abuse Services

## Counts of Admitted Clients Served by Funding Source for Various Categories During FY2001

## Custody of: OJA

	Total	Funding Source					
		Mental Health	Substance Abuse	Domestic Violence	Residential Care	Medicaid	Other
<b>Total</b>							
Unduplicated Count	211	26	104	0	1	74	24
<b>Agency Type</b>							
Community Mental Health	85	25	0	0	0	54	23
Hospital	23	1	0	0	0	21	1
Residential Care	1	0	0	0	1	0	0
Substance Abuse	104	0	104	0	0	0	0
<b>Sex</b>							
Female	41	11	21	0	0	9	3
Male	170	15	83	0	1	65	21
<b>Age</b>							
05-17	183	22	86	0	0	69	22
18-20	26	4	18	0	0	4	2
35-44	2	0	0	0	1	1	0
<b>Race</b>							
White	108	17	41	0	1	47	16
Black	47	3	28	0	0	11	7
Native American	32	4	16	0	0	12	1
Hispanic	18	1	15	0	0	2	0
Two or More Races	7	1	4	0	0	2	0
<b>Presenting Problem/Diagnosis</b>							
Alcohol Abuse	11	0	7	0	0	4	0
Developmental Disorder	22	7	0	0	0	13	4
Mood Disorder	37	5	0	0	0	32	3
Non Alcohol/Drug Related Organic	1	0	1	0	0	0	0
Other Non-Psychotic	30	9	3	0	0	15	9
Other Psychotic	4	0	0	0	1	2	1
Schizophrenia	1	1	0	0	0	0	0
Social Conditions	3	2	1	0	0	0	0
Substance Related	104	2	92	0	0	9	8
<b>County of Residence</b>							
Adair	1	0	0	0	1	0	0
Blaine	2	2	0	0	0	0	0
Bryan	1	1	0	0	0	0	1
Caddo	2	0	1	0	0	1	0
Canadian	1	0	0	0	0	1	0
Cherokee	1	0	0	0	0	1	0
Choctaw	1	0	1	0	0	0	0
Cleveland	18	1	0	0	0	16	1
Coal	1	0	0	0	0	1	0
Comanche	22	2	0	0	0	16	13
Creek	2	0	1	0	0	1	0
Custer	1	0	1	0	0	0	0
Delaware	1	0	1	0	0	0	0
Garfield	4	1	1	0	0	2	0
Garvin	5	2	2	0	0	1	2
Grady	2	0	2	0	0	0	0
Hughes	1	0	0	0	0	1	0
Jackson	1	0	1	0	0	0	0
Kay	3	1	0	0	0	2	0

Notes: Information in this table is based on data reported to DMHSAS as of 01/01/2002. The same client may be counted in more than one category, e.g., clients can receive services under more than one contract source, in more than one "County of Residence," or may have multiple "Other Indicators." Please see Definition page for other considerations.

## Oklahoma Department of Mental Health and Substance Abuse Services

## Counts of Admitted Clients Served by Funding Source for Various Categories During FY2001

## Custody of: OJA

	Funding Source						
	Total	Mental Health	Substance Abuse	Domestic Violence	Residential Care	Medicaid	Other
Lincoln	1	1	0	0	0	0	0
Marshall	1	0	1	0	0	0	0
Mayes	4	1	2	0	0	1	0
McClain	3	0	1	0	0	2	0
McCurtain	5	0	4	0	0	0	1
Muskogee	11	7	4	0	0	0	0
Noble	2	0	1	0	0	1	0
Oklahoma	53	1	40	0	0	10	2
Ottawa	3	1	1	0	0	1	0
Payne	3	0	3	0	0	0	0
Pittsburgh	3	0	1	0	0	2	0
Pontotoc	6	0	4	0	0	2	0
Pottawatomie	3	0	1	0	0	2	0
Seminole	2	0	1	0	0	1	0
Sequoyah	1	0	0	0	0	1	0
Texas	8	0	8	0	0	0	0
Tulsa	23	1	20	0	0	2	0
Wagoner	1	0	0	0	0	1	0
Washington	1	0	1	0	0	0	0
Washita	1	1	0	0	0	1	0
Woods	2	1	0	0	0	1	1
Woodward	5	2	0	0	0	3	3
Out of State/Unknown	1	0	0	0	0	0	1
<b>Other Indicators</b>							
Any Alcohol/Drug Problem	153	7	102	0	0	42	13
Dual Diagnosis	7	0	1	0	0	5	1
Hispanic	19	1	16	0	0	2	0
Homeless	1	0	0	0	0	1	0
Indigent	203	25	100	0	1	74	20
SED (6-17)	60	12	2	0	0	41	14
SMI (If ever)	5	1	0	0	1	3	0

Notes: Information in this table is based on data reported to DMHSAS as of 01/01/2002. The same client may be counted in more than one category, e.g., clients can receive services under more than one contract source, in more than one "County of Residence," or may have multiple "Other Indicators." Please see Definition page for other considerations.



## Oklahoma Department of Mental Health and Substance Abuse Services

## Counts of Admitted Clients Served by Funding Source for Various Categories During FY2001 Deaf and Hearing Impaired

	Total	Funding Source					
		Mental Health	Substance Abuse	Domestic Violence	Residential Care	Medicaid	Other
<b>Total</b>							
Unduplicated Count	245	107	28	23	8	84	55
<b>Agency Type</b>							
Community Mental Health	184	99	8	0	1	84	43
Domestic Violence and Sexual Assault	23	0	0	23	0	0	4
Hospital	17	9	0	0	0	0	8
Residential Care	7	0	0	0	7	0	0
Substance Abuse	20	0	20	0	0	0	0
<b>Sex</b>							
Female	129	53	6	22	1	55	26
Male	116	54	22	1	7	29	29
<b>Age</b>							
0-04	1	0	0	1	0	0	0
05-17	7	4	1	1	0	1	1
18-20	7	2	3	2	0	0	2
21-24	16	7	4	2	0	2	4
25-34	35	17	2	10	0	8	7
35-44	74	28	11	5	4	24	15
45-54	36	21	3	1	2	14	8
55-64	34	19	3	0	1	11	12
65-74	13	4	1	0	1	9	1
75-84	12	4	0	1	0	6	4
85+	10	1	0	0	0	9	1
<b>Race</b>							
White	201	91	19	20	6	69	48
Black	23	10	4	1	1	9	3
Native American	14	4	3	1	1	4	3
Asian	1	0	0	0	0	1	0
Two or More Races	7	3	2	1	0	1	1
<b>Presenting Problem/Diagnosis</b>							
Alcohol Abuse	15	5	7	0	0	1	5
Developmental Disorder	7	2	0	0	2	1	3
Mood Disorder	92	48	1	0	2	39	22
Non Alcohol/Drug Related Organic	7	5	0	0	0	3	1
Other Non-Psychotic	25	12	2	0	0	11	5
Other Psychotic	31	22	0	0	0	10	10
Personality Disorder	1	1	0	0	0	0	0
Schizophrenia	23	9	0	0	0	16	4
Social Conditions	24	1	0	21	1	1	4
Substance Related	20	3	18	0	0	2	0
Unknown/Other	4	1	0	0	3	0	0
Deferred/No Diagnosis	2	0	0	2	0	0	1
<b>County of Residence</b>							
Adair	1	0	0	0	0	1	0
Alfalfa	1	1	0	0	0	0	0
Atoka	4	1	1	0	0	0	3
Beckham	2	1	0	0	0	2	0
Blaine	1	1	0	0	0	0	0
Bryan	1	1	0	0	0	0	0
Caddo	2	0	1	0	0	1	1

Notes: Information in this table is based on data reported to DMHSAS as of 01/01/2002. The same client may be counted in more than one category, e.g., clients can receive services under more than one contract source, in more than one "County of Residence," or may have multiple "Other Indicators." Please see Definition page for other considerations.

## Oklahoma Department of Mental Health and Substance Abuse Services

## Counts of Admitted Clients Served by Funding Source for Various Categories During FY2001 Deaf and Hearing Impaired

	Funding Source						
	Total	Mental Health	Substance Abuse	Domestic Violence	Residential Care	Medicaid	Other
Canadian	3	2	1	0	0	1	0
Carter	3	1	1	1	0	1	0
Cherokee	1	0	0	0	0	0	1
Cleveland	18	5	1	1	0	5	11
Coal	1	0	1	0	0	0	0
Comanche	6	0	0	1	0	0	5
Craig	2	0	0	0	0	2	0
Creek	2	2	0	0	0	2	0
Custer	4	3	1	1	0	1	0
Delaware	1	1	0	0	0	0	0
Dewey	1	1	0	0	0	0	0
Garfield	10	4	0	3	0	1	5
Garvin	2	2	1	0	0	1	0
Grady	3	3	0	0	0	0	0
Harper	1	0	0	0	0	0	1
Haskell	2	0	0	0	0	1	1
Hughes	1	1	0	0	0	0	1
Kay	4	0	1	0	0	3	0
Latimer	2	0	0	0	0	2	1
LeFlore	2	0	1	0	0	0	1
Lincoln	2	1	0	0	0	2	0
Logan	3	1	0	1	0	1	0
Marshall	2	1	1	0	0	1	0
Mayes	1	0	0	0	0	0	1
McClain	3	2	1	0	0	0	1
McCurtain	4	0	0	1	0	1	3
McIntosh	2	0	0	0	0	1	1
Murray	2	1	0	0	0	1	0
Muskogee	7	6	0	0	1	2	0
Noble	1	0	0	0	0	1	0
Okfuskee	2	2	0	0	0	0	0
Oklahoma	61	32	5	2	2	26	6
Okmulgee	2	1	0	0	0	2	0
Ottawa	3	2	0	1	0	1	0
Pawnee	5	3	1	0	0	1	0
Payne	4	2	0	2	0	1	2
Pittsburgh	10	3	1	1	2	3	4
Pottawatomie	9	2	1	1	0	5	0
Pushmataha	1	0	1	0	0	0	0
Roger Mills	1	0	0	1	0	0	0
Rogers	1	0	0	0	0	1	0
Seminole	3	2	2	0	0	0	0
Sequoyah	2	1	0	0	0	2	1
Stephens	6	1	0	2	0	1	3
Texas	1	1	0	0	0	0	1
Tillman	1	1	0	0	0	0	0
Tulsa	21	10	5	2	2	6	0
Wagoner	1	0	0	0	1	0	0
Washington	3	1	0	2	0	0	0
Washita	1	1	0	0	0	1	0
Woodward	1	1	0	0	0	0	1
Out of State/Unknown	1	1	0	0	0	0	0

Notes: Information in this table is based on data reported to DMHSAS as of 01/01/2002. The same client may be counted in more than one category, e.g., clients can receive services under more than one contract source, in more than one "County of Residence," or may have multiple "Other Indicators." Please see Definition page for other considerations.

Oklahoma Department of Mental Health and Substance Abuse Services  
**Counts of Admitted Clients Served by Funding Source for Various Categories During FY2001**  
**Deaf and Hearing Impaired**

	Funding Source						
	Total	Mental Health	Substance Abuse	Domestic Violence	Residential Care	Medicaid	Other
<b>Other Indicators</b>							
Any Alcohol/Drug Problem	74	33	28	1	1	13	11
Dual Diagnosis	16	10	1	0	0	4	4
Hispanic	2	0	1	0	0	0	1
Homeless	15	6	1	5	0	2	4
Indigent	239	107	28	22	8	83	51
SED (6-17)	4	3	0	0	0	1	0
SMI (If ever)	154	84	7	3	8	63	33

Notes: Information in this table is based on data reported to DMHSAS as of 01/01/2002. The same client may be counted in more than one category, e.g., clients can receive services under more than one contract source, in more than one "County of Residence," or may have multiple "Other Indicators." Please see Definition page for other considerations.

## Oklahoma Department of Mental Health and Substance Abuse Services

## Counts of Admitted Clients Served by Funding Source for Various Categories During FY2001 Detox Services

		Funding Source						
		Total	Mental Health	Substance Abuse	Domestic Violence	Residential Care	Medicaid	Other
<b>Total</b>	Unduplicated Count	3,375	179	3,222	0	0	0	37
<b>Agency Type</b>	Community Mental Health	363	179	147	0	0	0	37
	Substance Abuse	3,084	0	3,084	0	0	0	0
<b>Sex</b>	Female	1,073	50	1,033	0	0	0	5
	Male	2,302	129	2,189	0	0	0	32
<b>Age</b>	05-17	14	0	14	0	0	0	0
	18-20	236	21	220	0	0	0	1
	21-24	372	13	360	0	0	0	3
	25-34	964	62	910	0	0	0	15
	35-44	1,236	61	1,185	0	0	0	14
	45-54	448	17	432	0	0	0	4
	55-64	85	4	82	0	0	0	0
	65-74	19	1	18	0	0	0	0
	75-84	1	0	1	0	0	0	0
<b>Race</b>	White	2,264	105	2,171	0	0	0	25
	Black	631	12	623	0	0	0	2
	Native American	370	51	320	0	0	0	9
	Hispanic	62	6	57	0	0	0	0
	Asian	7	0	7	0	0	0	0
	Two or More Races	67	5	61	0	0	0	1
<b>Presenting Problem/Diagnosis</b>	Alcohol Abuse	1,393	38	1,351	0	0	0	12
	Developmental Disorder	69	57	0	0	0	0	12
	Mood Disorder	38	9	29	0	0	0	0
	Non Alcohol/Drug Related Organic	1	1	0	0	0	0	0
	Other Non-Psychotic	8	1	7	0	0	0	0
	Other Psychotic	7	0	7	0	0	0	0
	Schizophrenia	1	1	0	0	0	0	0
	Substance Related	1,936	72	1,878	0	0	0	13
<b>County of Residence</b>	Adair	9	0	9	0	0	0	0
	Alfalfa	1	1	0	0	0	0	0
	Atoka	3	0	3	0	0	0	0
	Beaver	4	3	0	0	0	0	1
	Beckham	17	7	10	0	0	0	1
	Blaine	18	8	11	0	0	0	1
	Bryan	31	0	31	0	0	0	0
	Caddo	43	15	27	0	0	0	2
	Canadian	47	5	40	0	0	0	4
	Carter	54	0	54	0	0	0	0
	Cherokee	20	0	20	0	0	0	0
	Choctaw	2	0	2	0	0	0	0
	Cimarron	1	0	1	0	0	0	0
	Cleveland	58	1	57	0	0	0	1
	Coal	1	0	1	0	0	0	0

Notes: Information in this table is based on data reported to DMHSAS as of 01/01/2002. The same client may be counted in more than one category, e.g., clients can receive services under more than one contract source, in more than one "County of Residence," or may have multiple "Other Indicators." Please see Definition page for other considerations.

## Oklahoma Department of Mental Health and Substance Abuse Services

## Counts of Admitted Clients Served by Funding Source for Various Categories During FY2001

## Detox Services

	Funding Source						
	Total	Mental Health	Substance Abuse	Domestic Violence	Residential Care	Medicaid	Other
Comanche	195	4	191	0	0	0	2
Cotton	3	0	3	0	0	0	0
Craig	5	0	5	0	0	0	0
Creek	53	0	53	0	0	0	0
Custer	12	6	6	0	0	0	2
Delaware	8	0	8	0	0	0	0
Dewey	1	1	0	0	0	0	0
Ellis	2	2	0	0	0	0	0
Garfield	59	12	50	0	0	0	4
Garvin	26	0	26	0	0	0	0
Grady	28	2	27	0	0	0	0
Greer	2	0	2	0	0	0	0
Haskell	4	0	4	0	0	0	0
Hughes	15	1	13	0	0	0	2
Jackson	30	4	27	0	0	0	0
Jefferson	7	4	4	0	0	0	0
Johnston	14	0	14	0	0	0	0
Kay	64	5	62	0	0	0	3
Kingfisher	8	1	8	0	0	0	0
Kiowa	11	2	9	0	0	0	0
Latimer	1	0	1	0	0	0	0
LeFlore	3	0	3	0	0	0	0
Lincoln	29	1	29	0	0	0	0
Logan	17	0	17	0	0	0	0
Love	6	0	6	0	0	0	0
Major	7	4	1	0	0	0	2
Marshall	9	0	9	0	0	0	0
Mayes	18	0	18	0	0	0	0
McClain	7	0	7	0	0	0	0
McCurtain	15	2	13	0	0	0	0
McIntosh	2	0	2	0	0	0	0
Murray	18	1	17	0	0	0	0
Muskogee	65	0	65	0	0	0	0
Noble	20	0	20	0	0	0	0
Nowata	5	0	5	0	0	0	0
Okfuskee	3	0	3	0	0	0	0
Oklahoma	678	18	668	0	0	0	1
Okmulgee	37	0	37	0	0	0	0
Osage	17	0	17	0	0	0	0
Ottawa	9	0	9	0	0	0	0
Pawnee	22	2	21	0	0	0	0
Payne	190	12	187	0	0	0	0
Pittsburgh	22	1	21	0	0	0	0
Pontotoc	36	1	34	0	0	0	2
Pottawatomie	44	1	43	0	0	0	1
Pushmataha	5	0	5	0	0	0	0
Roger Mills	4	1	2	0	0	0	1
Rogers	24	0	24	0	0	0	0
Seminole	56	24	34	0	0	0	1
Sequoyah	18	0	18	0	0	0	0
Stephens	25	5	20	0	0	0	1
Texas	6	3	2	0	0	0	1
Tillman	4	0	4	0	0	0	0

Notes: Information in this table is based on data reported to DMHSAS as of 01/01/2002. The same client may be counted in more than one category, e.g., clients can receive services under more than one contract source, in more than one "County of Residence," or may have multiple "Other Indicators." Please see Definition page for other considerations.

## Oklahoma Department of Mental Health and Substance Abuse Services

## Counts of Admitted Clients Served by Funding Source for Various Categories During FY2001 Detox Services

	Total	Funding Source					Other
		Mental Health	Substance Abuse	Domestic Violence	Residential Care	Medicaid	
Tulsa	995	5	992	0	0	0	0
Wagoner	37	0	37	0	0	0	0
Washington	48	1	47	0	0	0	0
Washita	4	1	3	0	0	0	0
Woods	2	1	1	0	0	0	0
Woodward	16	10	2	0	0	0	4
Out of State/Unknown	41	1	40	0	0	0	0
<b>Other Indicators</b>							
Any Alcohol/Drug Problem	3,373	179	3,220	0	0	0	37
Dual Diagnosis	59	7	51	0	0	0	1
Hispanic	70	8	63	0	0	0	0
Homeless	420	3	418	0	0	0	0
Indigent	3,292	179	3,151	0	0	0	22
SMI (If ever)	876	36	846	0	0	0	8

Notes: Information in this table is based on data reported to DMHSAS as of 01/01/2002. The same client may be counted in more than one category, e.g., clients can receive services under more than one contract source, in more than one "County of Residence," or may have multiple "Other Indicators." Please see Definition page for other considerations.

## Oklahoma Department of Mental Health and Substance Abuse Services

## Counts of Admitted Clients Served by Funding Source for Various Categories During FY2001 Dual Diagnosis

	Total	Funding Source					
		Mental Health	Substance Abuse	Domestic Violence	Residential Care	Medicaid	Other
<b>Total</b>							
Unduplicated Count	4,793	3,739	1,001	0	7	1,008	793
<b>Agency Type</b>							
Community Mental Health	4,270	3,409	848	0	7	964	659
Hospital	614	452	0	0	0	49	147
Substance Abuse	211	0	208	0	0	2	2
<b>Sex</b>							
Female	2,019	1,532	437	0	2	472	322
Male	2,774	2,207	564	0	5	536	471
<b>Age</b>							
05-17	64	24	6	0	0	27	14
18-20	236	196	39	0	0	38	35
21-24	405	359	93	0	0	46	48
25-34	1,279	1,044	265	0	3	245	162
35-44	1,670	1,295	369	0	0	355	308
45-54	855	640	183	0	4	211	166
55-64	228	150	32	0	0	73	46
65-74	50	28	10	0	0	12	13
75-84	6	3	4	0	0	1	1
<b>Race</b>							
White	3,623	2,828	770	0	6	720	638
Black	640	508	132	0	1	157	81
Native American	347	256	63	0	0	84	44
Hispanic	70	52	14	0	0	16	14
Asian	19	15	4	0	0	3	5
Two or More Races	137	108	21	0	0	31	11
<b>Presenting Problem/Diagnosis</b>							
Alcohol Abuse	239	148	75	0	0	25	49
Developmental Disorder	3	1	0	0	0	1	1
Mood Disorder	2,544	2,134	507	0	0	427	321
Non Alcohol/Drug Related Organic	2	2	0	0	0	1	2
Other Non-Psychotic	65	58	6	0	0	9	4
Other Psychotic	978	757	124	0	1	231	202
Personality Disorder	22	16	6	0	0	4	3
Schizophrenia	795	564	112	0	6	292	160
Social Conditions	3	3	1	0	0	0	0
Substance Related	404	168	221	0	0	30	58
<b>County of Residence</b>							
Adair	29	16	8	0	0	10	13
Alfalfa	6	6	0	0	0	0	3
Atoka	8	4	0	0	0	3	3
Beaver	6	6	0	0	0	1	5
Beckham	33	28	0	0	0	13	3
Blaine	13	12	0	0	0	1	1
Bryan	34	26	7	0	0	4	4
Caddo	21	12	1	0	0	8	11
Canadian	48	34	3	0	0	10	9
Carter	63	46	21	0	0	13	3
Cherokee	55	32	16	0	0	17	24
Choctaw	18	9	1	0	0	4	11

Notes: Information in this table is based on data reported to DMHSAS as of 01/01/2002. The same client may be counted in more than one category, e.g., clients can receive services under more than one contract source, in more than one "County of Residence," or may have multiple "Other Indicators." Please see Definition page for other considerations.

## Oklahoma Department of Mental Health and Substance Abuse Services

## Counts of Admitted Clients Served by Funding Source for Various Categories During FY2001

## Dual Diagnosis

	Funding Source						
	Total	Mental Health	Substance Abuse	Domestic Violence	Residential Care	Medicaid Other	
Cimarron	5	5	0	0	0	0	4
Cleveland	305	154	24	0	0	84	138
Coal	6	3	1	0	0	3	2
Comanche	95	45	1	0	0	23	75
Cotton	3	2	0	0	0	0	1
Craig	69	52	0	0	0	30	1
Creek	49	38	11	0	0	11	1
Custer	33	31	6	0	0	14	3
Delaware	33	30	1	0	0	9	0
Dewey	8	6	0	0	0	0	4
Ellis	6	5	0	0	0	0	4
Garfield	87	60	1	0	0	15	20
Garvin	34	23	9	0	0	6	8
Grady	33	26	2	0	0	3	4
Grant	3	1	1	0	0	1	1
Greer	2	2	0	0	0	1	1
Harmon	2	0	0	0	0	0	2
Harper	10	8	0	0	0	1	9
Haskell	21	13	2	0	0	7	10
Hughes	22	11	4	0	0	6	15
Jackson	25	10	0	0	0	5	14
Jefferson	3	2	0	0	0	1	0
Johnston	15	11	3	0	0	5	1
Kay	87	64	17	0	0	27	6
Kingfisher	20	12	5	0	0	3	0
Kiowa	14	12	0	0	0	4	2
Latimer	10	6	1	0	0	5	4
LeFlore	61	33	0	0	0	22	34
Lincoln	34	29	5	0	0	12	1
Logan	23	21	2	0	0	3	0
Love	8	7	2	0	0	0	0
Major	8	7	0	0	0	2	3
Marshall	17	12	3	0	0	4	3
Mayes	88	67	1	0	0	40	0
McClain	23	16	2	0	0	6	7
McCurtain	38	16	1	0	0	14	21
McIntosh	25	19	3	0	0	7	4
Murray	14	12	3	0	0	1	2
Muskogee	170	124	40	0	3	38	2
Noble	13	10	1	0	0	4	2
Nowata	13	11	0	0	0	4	0
Okfuskee	17	15	0	0	0	6	0
Oklahoma	941	775	79	0	3	177	77
Okmulgee	34	30	5	0	1	6	2
Osage	25	15	13	0	0	4	0
Ottawa	36	31	1	0	0	12	0
Pawnee	9	6	2	0	0	2	1
Payne	63	52	3	0	0	21	4
Pittsburgh	82	36	0	0	0	29	47
Pontotoc	63	40	22	0	0	18	10
Pottawatomie	67	53	2	0	0	12	9
Pushmataha	10	5	1	0	0	3	4
Roger Mills	6	5	1	0	0	3	0

Notes: Information in this table is based on data reported to DMHSAS as of 01/01/2002. The same client may be counted in more than one category, e.g., clients can receive services under more than one contract source, in more than one "County of Residence," or may have multiple "Other Indicators." Please see Definition page for other considerations.



## Oklahoma Department of Mental Health and Substance Abuse Services

## Counts of Admitted Clients Served by Funding Source for Various Categories During FY2001 Dual Diagnosis

	Total	Funding Source					Other
		Mental Health	Substance Abuse	Domestic Violence	Residential Care	Medicaid	
Rogers	62	54	3	0	0	11	1
Seminole	49	37	13	0	0	12	4
Sequoyah	30	23	10	0	0	7	14
Stephens	25	15	1	0	0	6	12
Texas	29	26	1	0	0	7	22
Tillman	9	6	1	0	0	2	3
Tulsa	1,262	1,145	634	0	0	135	6
Wagoner	30	25	8	0	0	4	6
Washington	80	76	1	0	0	16	0
Washita	9	7	1	0	0	4	2
Woods	12	9	0	0	0	3	5
Woodward	78	65	0	0	0	13	61
Out of State/Unknown	37	25	2	0	0	2	11
<b>Other Indicators</b>							
Any Alcohol/Drug Problem	4,793	3,739	1,001	0	7	1,008	793
Dual Diagnosis	4,793	3,739	1,001	0	7	1,008	793
Hispanic	101	74	22	0	0	24	16
Homeless	455	388	126	0	1	56	26
Indigent	4,687	3,683	980	0	7	1,005	743
SED (6-17)	40	11	2	0	0	19	9
SMI (If ever)	4,189	3,351	908	0	7	904	617

Notes: Information in this table is based on data reported to DMHSAS as of 01/01/2002. The same client may be counted in more than one category, e.g., clients can receive services under more than one contract source, in more than one "County of Residence," or may have multiple "Other Indicators." Please see Definition page for other considerations.

## Oklahoma Department of Mental Health and Substance Abuse Services

## Counts of Admitted Clients Served by Funding Source for Various Categories During FY2001

## Ethnicity: Hispanic

	Total	Funding Source					
		Mental Health	Substance Abuse	Domestic Violence	Residential Care	Medicaid	Other
<b>Total</b>							
Unduplicated Count	1,930	671	479	634	25	186	191
<b>Agency Type</b>							
Community Mental Health	803	624	51	0	0	166	150
Domestic Violence and Sexual Assault	650	0	18	629	0	0	23
Hospital	76	40	0	0	0	21	17
Other	28	28	0	0	0	0	0
Residential Care	26	1	0	0	25	0	0
Substance Abuse	426	0	421	5	0	0	1
<b>Sex</b>							
Female	979	356	116	442	7	102	98
Male	951	315	363	192	18	84	93
<b>Age</b>							
0-04	175	6	16	156	0	1	7
05-17	412	119	74	171	0	56	28
18-20	170	66	40	49	0	12	21
21-24	201	68	64	60	2	5	21
25-34	418	174	114	112	4	35	43
35-44	352	148	131	54	13	38	45
45-54	141	60	32	25	3	25	18
55-64	48	26	8	7	2	8	5
65-74	8	2	0	0	1	3	3
75-84	4	2	0	0	0	2	0
85+	1	0	0	0	0	1	0
<b>Race</b>							
Hispanic	1,409	466	386	468	8	114	155
Two or More Races	550	216	97	170	17	73	36
<b>Presenting Problem/Diagnosis</b>							
Alcohol Abuse	187	27	159	0	0	4	8
Developmental Disorder	54	32	1	2	8	9	9
Mood Disorder	379	288	20	1	8	79	66
Non Alcohol/Drug Related Organic	3	2	1	0	0	0	0
Other Non-Psychotic	185	140	10	0	0	35	30
Other Psychotic	98	72	4	0	8	16	25
Personality Disorder	6	6	0	0	0	2	0
Schizophrenia	74	48	1	0	0	32	12
Social Conditions	707	47	33	623	0	2	20
Substance Related	287	25	256	0	0	7	16
Deferred/No Diagnosis	10	0	1	8	1	0	5
<b>County of Residence</b>							
Adair	9	0	0	6	0	1	3
Alfalfa	18	0	18	0	0	0	0
Atoka	4	0	4	0	0	0	0
Beaver	1	0	0	0	0	1	1
Beckham	25	10	9	3	0	8	0
Blaine	15	14	1	0	0	1	0
Bryan	13	8	3	2	0	1	0
Caddo	17	5	6	1	0	1	5
Canadian	28	19	4	6	0	1	0
Carter	10	5	2	3	0	0	1

Notes: Information in this table is based on data reported to DMHSAS as of 01/01/2002. The same client may be counted in more than one category, e.g., clients can receive services under more than one contract source, in more than one "County of Residence," or may have multiple "Other Indicators." Please see Definition page for other considerations.

## Oklahoma Department of Mental Health and Substance Abuse Services

## Counts of Admitted Clients Served by Funding Source for Various Categories During FY2001

## Ethnicity: Hispanic

	Funding Source						
	Total	Mental Health	Substance Abuse	Domestic Violence	Residential Care	Medicaid Other	
Cherokee	21	7	3	8	3	1	3
Choctaw	3	0	2	0	0	1	0
Cimarron	3	2	0	0	0	0	3
Cleveland	73	28	24	12	1	7	8
Coal	1	0	1	0	0	0	0
Comanche	107	20	6	24	0	31	58
Cotton	3	0	1	1	0	1	1
Craig	8	2	0	1	4	1	0
Creek	10	5	2	3	1	0	0
Custer	59	18	5	38	0	9	1
Delaware	13	7	0	6	0	0	0
Dewey	1	0	0	1	0	0	0
Ellis	4	1	1	2	0	0	1
Garfield	44	16	10	21	0	2	5
Garvin	15	8	3	4	0	0	2
Grady	28	15	1	10	0	2	1
Greer	7	2	2	3	0	1	1
Harmon	4	1	1	1	0	1	2
Hughes	5	2	1	2	0	0	1
Jackson	51	10	9	24	0	8	14
Jefferson	5	2	1	1	0	0	2
Johnston	3	2	2	0	0	0	0
Kay	44	11	11	24	0	2	1
Kingfisher	6	4	1	0	0	1	1
Kiowa	10	4	4	3	0	1	0
LeFlore	5	0	1	4	0	0	0
Lincoln	4	2	1	0	1	1	0
Logan	10	3	5	3	0	0	2
Love	6	1	1	5	0	0	0
Major	1	0	0	1	0	0	0
Marshall	11	9	2	0	0	0	0
Mayes	19	6	1	2	8	8	0
McClain	7	1	2	0	0	2	2
McCurtain	15	0	3	10	0	1	1
McIntosh	6	1	0	0	3	2	0
Murray	4	3	0	0	0	1	1
Muskogee	21	15	4	0	1	5	0
Noble	2	1	1	0	0	0	0
Nowata	1	0	1	0	0	0	0
Okfuskee	4	2	0	0	1	2	1
Oklahoma	437	197	133	86	2	39	9
Okmulgee	14	7	2	4	0	2	1
Osage	5	1	3	0	0	1	0
Ottawa	22	6	3	13	0	1	0
Pawnee	1	1	0	0	0	0	0
Payne	32	7	8	12	0	1	11
Pittsburgh	20	3	12	5	0	0	1
Pontotoc	20	9	10	2	0	2	0
Pottawatomie	16	3	5	5	0	3	1
Pushmataha	2	0	1	1	0	0	0
Roger Mills	4	1	0	3	0	0	0
Rogers	15	1	1	13	0	0	0
Seminole	22	5	5	10	0	3	1

Notes: Information in this table is based on data reported to DMHSAS as of 01/01/2002. The same client may be counted in more than one category, e.g., clients can receive services under more than one contract source, in more than one "County of Residence," or may have multiple "Other Indicators." Please see Definition page for other considerations.

## Oklahoma Department of Mental Health and Substance Abuse Services

## Counts of Admitted Clients Served by Funding Source for Various Categories During FY2001

## Ethnicity: Hispanic

	Funding Source						
	Total	Mental Health	Substance Abuse	Domestic Violence	Residential Care	Medicaid	Other
Sequoyah	2	0	1	1	0	0	1
Stephens	60	3	3	53	0	1	4
Texas	104	16	22	61	0	4	14
Tillman	14	1	6	5	0	1	2
Tulsa	272	125	92	64	0	16	2
Wagoner	18	7	2	6	0	3	4
Washington	24	2	9	12	0	1	3
Washita	8	2	1	4	0	1	0
Woods	4	2	0	1	0	0	1
Woodward	14	8	0	4	0	2	8
Out of State/Unknown	50	1	5	38	0	1	6
<b>Other Indicators</b>							
Any Alcohol/Drug Problem	679	202	440	13	2	59	55
Dual Diagnosis	101	74	22	0	0	24	16
Hispanic	1,930	671	479	634	25	186	191
Homeless	197	28	30	144	1	2	8
Indigent	1,848	653	469	594	23	185	171
SED (6-17)	89	47	3	0	0	36	14
SMI (If ever)	497	361	60	23	25	101	65

Notes: Information in this table is based on data reported to DMHSAS as of 01/01/2002. The same client may be counted in more than one category, e.g., clients can receive services under more than one contract source, in more than one "County of Residence," or may have multiple "Other Indicators." Please see Definition page for other considerations.

## Oklahoma Department of Mental Health and Substance Abuse Services

## Counts of Admitted Clients Served by Funding Source for Various Categories During FY2001

### Homeless

	Total	Funding Source					
		Mental Health	Substance Abuse	Domestic Violence	Residential Care	Medicaid	Other
<b>Total</b>							
Unduplicated Count	4,316	1,584	884	1,767	47	269	388
<b>Agency Type</b>							
Community Mental Health	1,632	1,362	163	0	3	247	217
Domestic Violence and Sexual Assault	1,771	0	38	1,744	0	0	93
Hospital	350	264	0	0	0	28	81
Other	102	102	0	0	0	0	0
Residential Care	44	0	0	0	44	0	0
Substance Abuse	734	0	705	26	0	0	3
<b>Sex</b>							
Female	2,287	603	273	1,355	14	135	215
Male	2,029	981	611	412	33	134	173
<b>Age</b>							
0-04	387	1	20	371	0	0	8
05-17	508	18	20	472	0	6	14
18-20	198	75	30	93	1	13	11
21-24	300	107	63	133	3	10	20
25-34	923	397	228	317	2	54	72
35-44	1,201	587	342	284	16	81	120
45-54	565	303	143	72	15	70	68
55-64	183	88	34	22	5	21	43
65-74	39	7	3	2	3	13	25
75-84	11	1	1	1	2	1	6
85+	1	0	0	0	0	0	1
<b>Race</b>							
White	2,805	1,160	567	981	36	197	282
Black	678	246	156	275	8	45	46
Native American	468	115	113	246	2	19	39
Hispanic	140	20	28	96	0	2	7
Asian	28	9	2	16	0	0	4
Two or More Races	228	45	21	160	1	6	12
<b>Presenting Problem/Diagnosis</b>							
Alcohol Abuse	430	150	291	7	1	6	15
Developmental Disorder	36	28	1	1	3	3	2
Mood Disorder	834	699	79	1	6	112	104
Non Alcohol/Drug Related Organic	15	10	0	0	0	2	5
Other Non-Psychotic	131	110	5	0	0	20	14
Other Psychotic	401	329	12	0	21	45	55
Personality Disorder	15	14	2	0	0	1	0
Schizophrenia	266	179	24	0	2	79	79
Social Conditions	1,773	8	45	1,715	11	0	81
Substance Related	615	177	454	8	1	8	24
Unknown/Other	2	0	0	0	1	0	1
Deferred/No Diagnosis	42	3	0	37	1	0	10
<b>County of Residence</b>							
Adair	60	2	0	56	0	0	24
Atoka	18	6	0	1	0	8	8
Beaver	2	1	1	0	0	0	1
Beckham	40	9	7	23	0	2	0
Blaine	12	2	3	7	0	0	0

Notes: Information in this table is based on data reported to DMHSAS as of 01/01/2002. The same client may be counted in more than one category, e.g., clients can receive services under more than one contract source, in more than one "County of Residence," or may have multiple "Other Indicators." Please see Definition page for other considerations.

## Oklahoma Department of Mental Health and Substance Abuse Services

## Counts of Admitted Clients Served by Funding Source for Various Categories During FY2001

## Homeless

	Funding Source						
	Total	Mental Health	Substance Abuse	Domestic Violence	Residential Care	Medicaid	Other
Bryan	47	11	3	33	0	0	0
Caddo	11	2	4	5	0	0	0
Canadian	44	13	5	27	0	0	1
Carter	24	7	7	10	0	1	2
Cherokee	130	2	6	115	0	2	27
Choctaw	16	1	0	5	0	6	7
Cleveland	175	63	24	67	0	9	20
Coal	6	1	0	1	0	3	1
Comanche	133	9	77	38	1	5	12
Cotton	2	1	1	0	0	0	1
Craig	53	6	3	34	10	1	0
Creek	17	5	3	7	0	2	1
Custer	73	8	5	60	0	1	1
Delaware	38	5	2	31	0	0	0
Dewey	3	2	1	0	0	0	1
Ellis	1	1	0	0	0	0	1
Garfield	132	15	31	97	0	4	6
Garvin	22	10	2	6	0	1	3
Grady	43	12	2	25	0	3	2
Grant	1	0	0	0	1	0	0
Greer	5	3	2	0	0	1	0
Haskell	18	7	0	0	1	4	13
Hughes	11	1	0	0	0	2	9
Jackson	9	1	6	1	0	0	1
Jefferson	1	0	0	1	0	0	0
Johnston	2	1	2	0	0	0	0
Kay	72	20	39	13	0	5	4
Kingfisher	9	4	1	4	0	0	1
Kiowa	4	0	3	1	0	0	1
Latimer	17	1	0	4	0	6	9
LeFlore	42	5	0	5	8	14	18
Lincoln	14	10	3	0	1	6	1
Logan	12	5	1	5	0	1	0
Love	2	1	0	1	0	0	0
Major	1	0	1	0	0	0	0
Marshall	4	4	1	0	0	0	0
Mayes	27	4	6	14	3	0	0
McClain	16	6	1	9	0	1	1
McCurtain	90	3	3	63	4	10	13
McIntosh	17	7	2	6	0	3	3
Murray	10	6	2	2	0	0	1
Muskogee	153	104	22	27	4	21	1
Noble	6	0	4	1	0	0	1
Nowata	1	0	0	1	0	0	0
Okfuskee	9	3	2	1	3	0	1
Oklahoma	979	599	118	236	4	72	73
Okmulgee	33	16	4	13	1	2	0
Osage	11	1	4	6	0	0	0
Ottawa	122	5	1	116	0	0	0
Pawnee	9	3	4	1	0	1	0
Payne	85	18	23	36	0	5	24
Pittsburgh	66	16	4	11	0	15	31
Pontotoc	39	12	8	16	0	3	3

Notes: Information in this table is based on data reported to DMHSAS as of 01/01/2002. The same client may be counted in more than one category, e.g., clients can receive services under more than one contract source, in more than one "County of Residence," or may have multiple "Other Indicators." Please see Definition page for other considerations.

## Oklahoma Department of Mental Health and Substance Abuse Services

## Counts of Admitted Clients Served by Funding Source for Various Categories During FY2001

## Homeless

	Total	Funding Source					
		Mental Health	Substance Abuse	Domestic Violence	Residential Care	Medicaid	Other
Pottawatomie	33	15	3	8	0	4	5
Pushmataha	23	4	1	13	0	5	4
Roger Mills	1	0	0	1	0	0	0
Rogers	47	5	5	36	2	0	0
Seminole	22	12	5	3	0	1	3
Sequoyah	29	6	5	18	0	0	12
Stephens	37	0	2	32	0	1	2
Texas	10	3	4	2	0	2	2
Tillman	2	0	1	1	0	0	0
Tulsa	974	494	392	236	1	35	6
Wagoner	46	14	6	22	2	0	10
Washington	31	7	7	17	0	1	0
Washita	11	0	1	10	0	0	0
Woods	4	2	1	1	0	0	1
Woodward	20	9	2	5	0	5	9
Out of State/Unknown	193	26	9	152	1	2	7
<b>Other Indicators</b>							
Any Alcohol/Drug Problem	1,712	902	836	105	5	109	102
Dual Diagnosis	455	388	126	0	1	56	26
Hispanic	197	28	30	144	1	2	8
Homeless	4,316	1,584	884	1,767	47	269	388
Indigent	4,223	1,572	880	1,692	45	268	379
SED (6-17)	15	9	0	0	0	5	1
SMI (If ever)	2,053	1,382	393	214	47	242	265

Notes: Information in this table is based on data reported to DMHSAS as of 01/01/2002. The same client may be counted in more than one category, e.g., clients can receive services under more than one contract source, in more than one "County of Residence," or may have multiple "Other Indicators." Please see Definition page for other considerations.

## Oklahoma Department of Mental Health and Substance Abuse Services

## Counts of Admitted Clients Served by Funding Source for Various Categories During FY2001 Housing Services

	Total	Funding Source					
		Mental Health	Substance Abuse	Domestic Violence	Residential Care	Medicaid	Other
<b>Total</b>							
Unduplicated Count	7,461	820	978	4,325	1,446	0	12
<b>Agency Type</b>							
Community Mental Health	751	682	0	0	64	0	11
Domestic Violence and Sexual Assault	4,266	0	39	4,232	0	0	0
Other	112	112	0	0	0	0	0
Residential Care	1,401	33	0	0	1,386	0	0
Substance Abuse	1,056	0	946	112	0	0	1
<b>Sex</b>							
Female	4,456	399	359	3,252	519	0	2
Male	3,005	421	619	1,073	927	0	10
<b>Age</b>							
0-04	1,068	0	91	983	0	0	0
05-17	1,340	25	97	1,223	0	0	0
18-20	340	45	54	216	28	0	1
21-24	493	54	95	303	49	0	0
25-34	1,352	178	256	736	213	0	3
35-44	1,516	266	264	606	403	0	5
45-54	884	183	104	200	417	0	1
55-64	344	65	16	44	230	0	2
65-74	91	4	1	10	77	0	0
75-84	31	0	0	3	28	0	0
85+	2	0	0	1	1	0	0
<b>Race</b>							
White	4,786	605	701	2,453	1,103	0	10
Black	1,226	151	133	723	229	0	2
Native American	773	38	85	575	82	0	0
Hispanic	306	8	24	268	8	0	0
Asian	50	5	2	38	5	0	0
Two or More Races	374	12	35	299	30	0	0
Unknown	3	1	1	0	1	0	0
<b>Presenting Problem/Diagnosis</b>							
Alcohol Abuse	267	14	223	6	26	0	0
Developmental Disorder	289	32	0	11	251	0	0
Mood Disorder	671	333	2	3	333	0	1
Non Alcohol/Drug Related Organic	4	4	0	0	0	0	0
Other Non-Psychotic	45	43	0	0	2	0	1
Other Psychotic	833	231	1	0	607	0	3
Personality Disorder	8	8	0	0	0	0	0
Schizophrenia	179	125	1	0	51	0	6
Social Conditions	4,561	16	152	4,250	162	0	0
Substance Related	649	14	597	21	18	0	1
Unknown/Other	20	0	0	4	16	0	0
Deferred/No Diagnosis	78	7	3	32	40	0	0
<b>County of Residence</b>							
Adair	84	1	2	46	36	0	0
Alfalfa	1	0	0	1	0	0	0
Atoka	10	0	0	9	1	0	0
Beaver	8	0	0	8	0	0	0
Beckham	34	1	12	21	0	0	0

Notes: Information in this table is based on data reported to DMHSAS as of 01/01/2002. The same client may be counted in more than one category, e.g., clients can receive services under more than one contract source, in more than one "County of Residence," or may have multiple "Other Indicators." Please see Definition page for other considerations.



## Oklahoma Department of Mental Health and Substance Abuse Services

## Counts of Admitted Clients Served by Funding Source for Various Categories During FY2001

## Housing Services

	Funding Source						
	Total	Mental Health	Substance Abuse	Domestic Violence	Residential Care	Medicaid	Other
Blaine	23	0	3	20	0	0	0
Bryan	127	0	11	120	1	0	0
Caddo	26	1	7	19	0	0	0
Canadian	113	14	4	64	31	0	0
Carter	97	1	13	81	2	0	0
Cherokee	268	0	17	108	143	0	0
Choctaw	17	0	2	12	3	0	0
Cimarron	1	0	0	1	0	0	0
Cleveland	268	28	100	88	53	0	1
Coal	5	0	1	2	2	0	0
Comanche	508	56	37	381	53	0	9
Cotton	4	0	2	1	1	0	0
Craig	224	0	3	33	188	0	0
Creek	41	2	18	15	7	0	0
Custer	113	24	8	80	1	0	0
Delaware	39	0	2	26	11	0	0
Dewey	2	0	0	1	1	0	0
Ellis	8	0	1	7	0	0	0
Garfield	160	1	38	125	1	0	0
Garvin	26	0	3	23	0	0	0
Grady	72	0	10	61	1	0	0
Grant	1	0	0	0	1	0	0
Greer	7	0	4	3	0	0	0
Harmon	13	0	3	10	0	0	0
Haskell	18	0	2	8	8	0	0
Hughes	10	0	0	10	0	0	0
Jackson	77	4	18	54	1	0	0
Jefferson	5	1	2	2	0	0	0
Johnston	11	0	0	11	0	0	0
Kay	159	28	42	89	0	0	0
Kingfisher	9	0	0	9	0	0	0
Kiowa	14	2	3	9	0	0	0
Latimer	19	0	3	16	0	0	0
LeFlore	125	0	4	94	27	0	0
Lincoln	98	10	2	11	75	0	0
Logan	34	1	4	29	0	0	0
Love	15	0	4	11	0	0	0
Major	2	0	1	1	0	0	0
Marshall	24	1	8	15	0	0	0
Mayes	187	0	2	32	153	0	0
McClain	14	0	4	10	0	0	0
McCurtain	89	0	15	64	10	0	0
McIntosh	103	0	10	24	69	0	0
Murray	15	0	5	6	4	0	0
Muskogee	220	0	28	135	59	0	0
Noble	25	2	3	14	6	0	0
Nowata	20	0	8	11	1	0	0
Okfuskee	192	1	10	9	172	0	0
Oklahoma	1,022	310	107	520	89	0	0
Okmulgee	175	1	9	140	27	0	0
Osage	26	3	5	15	3	0	0
Ottawa	126	1	3	112	10	0	0
Pawnee	6	0	3	3	0	0	0

Notes: Information in this table is based on data reported to DMHSAS as of 01/01/2002. The same client may be counted in more than one category, e.g., clients can receive services under more than one contract source, in more than one "County of Residence," or may have multiple "Other Indicators." Please see Definition page for other considerations.

## Oklahoma Department of Mental Health and Substance Abuse Services

## Counts of Admitted Clients Served by Funding Source for Various Categories During FY2001

## Housing Services

	Funding Source						
	Total	Mental Health	Substance Abuse	Domestic Violence	Residential Care	Medicaid	Other
Payne	93	4	12	76	1	0	0
Pittsburgh	133	0	20	78	36	0	0
Pontotoc	149	1	5	115	29	0	0
Pottawatomie	98	0	11	87	0	0	0
Pushmataha	13	0	2	11	0	0	0
Roger Mills	3	0	2	1	0	0	0
Rogers	133	2	8	70	53	0	0
Seminole	51	3	2	44	2	0	0
Sequoyah	57	0	3	34	20	0	0
Stephens	156	4	6	128	21	0	1
Texas	50	0	3	47	0	0	0
Tillman	16	0	5	10	0	0	1
Tulsa	1,066	296	244	474	71	0	0
Wagoner	88	13	9	42	25	0	0
Washington	68	0	12	54	2	0	0
Washita	21	1	6	14	0	0	0
Woods	4	0	0	4	0	0	0
Woodward	39	0	1	35	3	0	0
Out of State/Unknown	323	3	25	287	9	0	0
<b>Other Indicators</b>							
Any Alcohol/Drug Problem	1,448	294	824	247	109	0	2
Dual Diagnosis	203	149	51	0	7	0	0
Hispanic	421	13	28	359	25	0	0
Homeless	1,948	233	154	1,523	47	0	0
Indigent	7,177	814	962	4,093	1,412	0	12
SED (6-17)	17	17	0	0	0	0	0
SMI (If ever)	2,831	756	243	479	1,439	0	12

Notes: Information in this table is based on data reported to DMHSAS as of 01/01/2002. The same client may be counted in more than one category, e.g., clients can receive services under more than one contract source, in more than one "County of Residence," or may have multiple "Other Indicators." Please see Definition page for other considerations.

## Oklahoma Department of Mental Health and Substance Abuse Services

## Counts of Admitted Clients Served by Funding Source for Various Categories During FY2001 Inpatient Services

	Total	Funding Source					
		Mental Health	Substance Abuse	Domestic Violence	Residential Care	Medicaid	Other
<b>Total</b>							
Unduplicated Count	5,935	4,156	0	0	0	482	1,640
<b>Agency Type</b>							
Community Mental Health	3,337	2,559	0	0	0	92	792
Hospital	2,950	1,847	0	0	0	393	863
<b>Sex</b>							
Female	2,538	1,749	0	0	0	222	714
Male	3,397	2,407	0	0	0	260	926
<b>Age</b>							
05-17	304	42	0	0	0	205	65
18-20	420	265	0	0	0	108	82
21-24	570	476	0	0	0	24	95
25-34	1,495	1,201	0	0	0	45	332
35-44	1,810	1,307	0	0	0	56	550
45-54	881	617	0	0	0	28	292
55-64	339	213	0	0	0	11	140
65-74	87	32	0	0	0	4	58
75-84	27	3	0	0	0	1	24
85+	2	0	0	0	0	0	2
<b>Race</b>							
White	4,631	3,233	0	0	0	346	1,323
Black	633	454	0	0	0	56	166
Native American	410	307	0	0	0	29	88
Hispanic	111	73	0	0	0	10	29
Asian	44	28	0	0	0	4	14
Two or More Races	157	101	0	0	0	38	20
<b>Presenting Problem/Diagnosis</b>							
Alcohol Abuse	430	311	0	0	0	9	125
Developmental Disorder	87	40	0	0	0	32	16
Mood Disorder	2,629	1,862	0	0	0	239	620
Non Alcohol/Drug Related Organic	65	32	0	0	0	4	33
Other Non-Psychotic	433	291	0	0	0	58	97
Other Psychotic	1,283	907	0	0	0	75	376
Personality Disorder	5	5	0	0	0	1	0
Schizophrenia	703	459	0	0	0	45	255
Social Conditions	19	13	0	0	0	1	6
Substance Related	510	392	0	0	0	20	118
Unknown/Other	12	5	0	0	0	0	7
<b>County of Residence</b>							
Adair	31	29	0	0	0	0	2
Alfalfa	12	7	0	0	0	1	4
Atoka	40	22	0	0	0	0	19
Beaver	9	4	0	0	0	1	4
Beckham	30	26	0	0	0	3	5
Blaine	12	5	0	0	0	3	5
Bryan	84	75	0	0	0	4	10
Caddo	56	33	0	0	0	6	20
Canadian	39	22	0	0	0	8	9
Carter	124	100	0	0	0	8	19
Cherokee	76	72	0	0	0	2	2

Notes: Information in this table is based on data reported to DMHSAS as of 01/01/2002. The same client may be counted in more than one category, e.g., clients can receive services under more than one contract source, in more than one "County of Residence," or may have multiple "Other Indicators." Please see Definition page for other considerations.

## Oklahoma Department of Mental Health and Substance Abuse Services

## Counts of Admitted Clients Served by Funding Source for Various Categories During FY2001 Inpatient Services

	Funding Source						
	Total	Mental Health	Substance Abuse	Domestic Violence	Residential Care	Medicaid	Other
Choctaw	39	20	0	0	0	0	21
Cimarron	6	4	0	0	0	0	2
Cleveland	600	264	0	0	0	113	256
Coal	20	16	0	0	0	1	6
Comanche	260	101	0	0	0	42	142
Cotton	11	7	0	0	0	2	3
Craig	51	48	0	0	0	0	6
Creek	80	68	0	0	0	1	13
Custer	20	12	0	0	0	2	8
Delaware	27	27	0	0	0	0	0
Dewey	9	5	0	0	0	0	4
Ellis	11	8	0	0	0	0	5
Garfield	207	111	0	0	0	16	88
Garvin	128	99	0	0	0	4	33
Grady	49	29	0	0	0	8	14
Grant	10	4	0	0	0	2	5
Greer	8	6	0	0	0	0	4
Harmon	5	2	0	0	0	0	3
Harper	14	6	0	0	0	1	8
Haskell	37	25	0	0	0	0	13
Hughes	29	12	0	0	0	1	16
Jackson	50	13	0	0	0	8	29
Jefferson	14	7	0	0	0	2	5
Johnston	52	41	0	0	0	1	12
Kay	142	134	0	0	0	9	18
Kingfisher	13	10	0	0	0	1	4
Kiowa	17	9	0	0	0	2	6
Latimer	27	17	0	0	0	0	13
LeFlore	145	100	0	0	0	0	52
Lincoln	39	27	0	0	0	7	7
Logan	32	23	0	0	0	5	6
Love	28	23	0	0	0	3	4
Major	15	10	0	0	0	1	4
Marshall	45	37	0	0	0	0	11
Mayes	33	31	0	0	0	0	3
McClain	78	45	0	0	0	12	24
McCurtain	86	51	0	0	0	0	38
McIntosh	13	6	0	0	0	0	9
Murray	59	49	0	0	0	3	11
Muskogee	36	32	0	0	0	0	11
Noble	25	21	0	0	0	1	7
Nowata	4	4	0	0	0	0	0
Okfuskee	38	28	0	0	0	1	11
Oklahoma	803	552	0	0	0	102	190
Okmulgee	70	63	0	0	0	1	7
Osage	33	33	0	0	0	1	1
Ottawa	38	38	0	0	0	0	0
Pawnee	23	22	0	0	0	2	4
Payne	127	121	0	0	0	3	21
Pittsburgh	230	127	0	0	0	2	111
Pontotoc	130	103	0	0	0	9	28
Pottawatomie	194	105	0	0	0	39	59
Pushmataha	29	21	0	0	0	0	8

Notes: Information in this table is based on data reported to DMHSAS as of 01/01/2002. The same client may be counted in more than one category, e.g., clients can receive services under more than one contract source, in more than one "County of Residence," or may have multiple "Other Indicators." Please see Definition page for other considerations.

## Oklahoma Department of Mental Health and Substance Abuse Services

## Counts of Admitted Clients Served by Funding Source for Various Categories During FY2001 Inpatient Services

	Funding Source						
	Total	Mental Health	Substance Abuse	Domestic Violence	Residential Care	Medicaid	Other
Roger Mills	4	3	0	0	0	0	2
Rogers	23	22	0	0	0	0	1
Seminole	96	72	0	0	0	7	28
Sequoyah	87	85	0	0	0	1	3
Stephens	78	49	0	0	0	2	29
Texas	46	28	0	0	0	8	11
Tillman	20	16	0	0	0	2	3
Tulsa	561	546	0	0	0	5	26
Wagoner	79	78	0	0	0	0	2
Washington	40	40	0	0	0	0	1
Washita	12	7	0	0	0	3	2
Woods	23	16	0	0	0	0	7
Woodward	109	66	0	0	0	10	35
Out of State/Unknown	106	68	0	0	0	2	41
<b>Other Indicators</b>							
Any Alcohol/Drug Problem	2,889	2,165	0	0	0	203	661
Dual Diagnosis	1,248	968	0	0	0	70	277
Hispanic	146	90	0	0	0	24	35
Homeless	526	427	0	0	0	31	98
Indigent	5,660	4,061	0	0	0	466	1,464
SED (6-17)	236	26	0	0	0	171	45
SMI (If ever)	4,389	3,259	0	0	0	236	1,195

Notes: Information in this table is based on data reported to DMHSAS as of 01/01/2002. The same client may be counted in more than one category, e.g., clients can receive services under more than one contract source, in more than one "County of Residence," or may have multiple "Other Indicators." Please see Definition page for other considerations.

## Oklahoma Department of Mental Health and Substance Abuse Services

## Counts of Admitted Clients Served by Funding Source for Various Categories During FY2001 Outpatient Services

	Total	Funding Source					
		Mental Health	Substance Abuse	Domestic Violence	Residential Care	Medicaid	Other
<b>Total</b>							
Unduplicated Count	51,080	23,700	12,495	9,127	0	9,250	7,568
<b>Agency Type</b>							
Community Mental Health	32,636	23,110	2,058	0	0	9,173	6,812
Domestic Violence and Sexual Assault	9,477	0	349	8,994	0	0	676
Hospital	475	325	0	0	0	35	120
Other	531	531	0	0	0	0	0
Substance Abuse	10,534	31	10,353	155	0	61	1
<b>Sex</b>							
Female	27,462	12,758	4,611	6,729	0	5,737	4,056
Male	23,618	10,942	7,884	2,398	0	3,513	3,512
<b>Age</b>							
0-04	1,396	133	202	963	0	53	146
05-17	6,278	2,368	1,176	1,647	0	986	859
18-20	2,842	1,275	935	537	0	237	346
21-24	4,458	2,001	1,498	959	0	399	479
25-34	11,158	5,211	3,232	2,323	0	1,551	1,392
35-44	12,927	6,382	3,613	1,857	0	2,317	1,960
45-54	7,514	4,086	1,471	659	0	1,908	1,349
55-64	2,965	1,648	285	132	0	1,054	660
65-74	998	419	72	41	0	415	259
75-84	396	134	11	7	0	222	96
85+	148	43	0	2	0	108	22
<b>Race</b>							
White	38,415	19,014	8,716	6,060	0	7,213	6,018
Black	5,580	2,232	1,611	983	0	1,104	662
Native American	4,271	1,327	1,424	1,114	0	594	557
Hispanic	1,200	417	292	414	0	106	132
Asian	231	110	27	46	0	47	63
Two or More Races	1,994	771	511	554	0	205	147
Unknown	2	2	0	0	0	1	0
<b>Presenting Problem/Diagnosis</b>							
Alcohol Abuse	4,203	764	3,269	46	0	167	395
Developmental Disorder	1,583	979	37	29	0	464	378
Mood Disorder	15,802	11,989	839	31	0	3,836	2,973
Non Alcohol/Drug Related Organic	304	172	3	0	0	136	76
Other Non-Psychotic	5,072	3,697	106	0	0	1,230	926
Other Psychotic	3,407	2,402	132	0	0	1,168	776
Personality Disorder	185	147	18	0	0	43	14
Schizophrenia	3,894	2,290	120	0	0	1,983	827
Social Conditions	10,743	876	925	8,736	0	63	631
Substance Related	8,393	1,023	7,247	106	0	256	510
Unknown/Other	5	0	1	4	0	0	0
Deferred/No Diagnosis	252	8	13	183	0	0	105
<b>County of Residence</b>							
Adair	403	107	54	72	0	112	221
Alfalfa	254	63	166	9	0	18	43
Atoka	298	48	189	9	0	41	51
Beaver	48	29	6	8	0	5	31
Beckham	520	213	158	111	0	106	4

Notes: Information in this table is based on data reported to DMHSAS as of 01/01/2002. The same client may be counted in more than one category, e.g., clients can receive services under more than one contract source, in more than one "County of Residence," or may have multiple "Other Indicators." Please see Definition page for other considerations.

## Oklahoma Department of Mental Health and Substance Abuse Services

## Counts of Admitted Clients Served by Funding Source for Various Categories During FY2001 Outpatient Services

	Funding Source						
	Total	Mental Health	Substance Abuse	Domestic Violence	Residential Care	Medicaid	Other
Blaine	228	148	8	53	0	38	17
Bryan	826	384	172	182	0	129	53
Caddo	375	99	58	54	0	100	180
Canadian	953	666	82	162	0	104	49
Carter	552	299	85	111	0	115	33
Cherokee	732	258	126	158	0	183	308
Choctaw	334	72	123	76	0	63	73
Cimarron	28	18	1	5	0	1	17
Cleveland	2,554	1,057	770	195	0	548	656
Coal	135	30	76	20	0	23	16
Comanche	2,264	589	51	466	0	628	1,374
Cotton	67	22	13	8	0	13	30
Craig	486	219	73	42	0	217	0
Creek	685	357	235	74	0	79	15
Custer	437	220	37	177	0	98	8
Delaware	406	222	107	54	0	81	3
Dewey	79	45	7	17	0	5	34
Ellis	83	51	7	7	0	7	37
Garfield	980	560	11	286	0	157	116
Garvin	539	290	105	121	0	97	36
Grady	1,064	579	158	190	0	228	69
Grant	30	15	1	2	0	15	10
Greer	77	44	17	9	0	11	11
Harmon	38	7	4	16	0	5	17
Harper	75	47	6	1	0	13	52
Haskell	206	87	30	9	0	56	104
Hughes	206	66	66	26	0	38	93
Jackson	390	73	46	127	0	74	153
Jefferson	49	15	9	11	0	4	22
Johnston	286	175	38	12	0	84	16
Kay	930	401	157	265	0	219	17
Kingfisher	199	124	46	16	0	19	10
Kiowa	160	82	24	20	0	46	26
Latimer	188	55	56	16	0	55	60
LeFlore	669	186	170	125	0	128	244
Lincoln	339	207	44	34	0	105	8
Logan	403	219	131	37	0	29	25
Love	94	59	16	12	0	19	5
Major	156	104	2	8	0	32	64
Marshall	279	160	57	17	0	61	24
Mayes	649	319	201	46	0	192	9
McClain	260	114	76	16	0	60	70
McCurtain	766	124	203	273	0	170	181
McIntosh	255	132	68	18	0	73	20
Murray	236	161	28	10	0	58	6
Muskogee	1,440	1,024	292	165	0	271	16
Noble	149	58	46	19	0	37	13
Nowata	162	57	33	61	0	19	11
Okfuskee	254	158	40	22	0	102	5
Oklahoma	7,958	4,107	2,110	955	0	1,389	297
Okmulgee	737	356	133	234	0	132	23
Osage	385	158	173	37	0	57	4
Ottawa	552	222	127	160	0	103	0

Notes: Information in this table is based on data reported to DMHSAS as of 01/01/2002. The same client may be counted in more than one category, e.g., clients can receive services under more than one contract source, in more than one "County of Residence," or may have multiple "Other Indicators." Please see Definition page for other considerations.

## Oklahoma Department of Mental Health and Substance Abuse Services

## Counts of Admitted Clients Served by Funding Source for Various Categories During FY2001 Outpatient Services

	Funding Source						
	Total	Mental Health	Substance Abuse	Domestic Violence	Residential Care	Medicaid	Other
Pawnee	186	81	72	6	0	49	3
Payne	1,127	385	299	257	0	189	244
Pittsburgh	1,046	346	231	105	0	242	366
Pontotoc	945	407	268	320	0	200	27
Pottawatomie	985	251	314	339	0	148	18
Pushmataha	216	52	71	52	0	30	47
Roger Mills	58	20	7	31	0	5	1
Rogers	681	210	192	259	0	61	1
Seminole	659	214	168	250	0	126	28
Sequoyah	475	203	85	32	0	170	257
Stephens	815	144	88	410	0	92	239
Texas	409	177	86	102	0	37	184
Tillman	81	30	16	18	0	7	35
Tulsa	7,626	4,621	2,900	695	0	573	94
Wagoner	577	185	168	56	0	176	215
Washington	1,214	397	240	471	0	205	107
Washita	158	70	27	50	0	39	2
Woods	286	186	13	16	0	34	156
Woodward	717	445	7	95	0	126	432
Out of State/Unknown	441	85	47	276	0	18	48
<b>Other Indicators</b>							
Any Alcohol/Drug Problem	19,934	7,795	11,512	584	0	2,072	1,995
Dual Diagnosis	4,173	3,260	821	0	0	929	634
Hispanic	1,649	609	368	560	0	162	164
Homeless	3,104	1,174	311	1,518	0	221	294
Indigent	48,538	23,039	12,027	8,184	0	9,152	6,843
SED (6-17)	1,501	934	16	0	0	468	326
SMI (If ever)	22,678	16,024	2,567	1,001	0	6,863	3,617

Notes: Information in this table is based on data reported to DMHSAS as of 01/01/2002. The same client may be counted in more than one category, e.g., clients can receive services under more than one contract source, in more than one "County of Residence," or may have multiple "Other Indicators." Please see Definition page for other considerations.



## Oklahoma Department of Mental Health and Substance Abuse Services

## Counts of Admitted Clients Served by Funding Source for Various Categories During FY2001

## Race: American Indian

	Total	Funding Source					
		Mental Health	Substance Abuse	Domestic Violence	Residential Care	Medicaid	Other
<b>Total</b>							
Unduplicated Count	5,169	1,603	1,950	1,213	82	625	644
<b>Agency Type</b>							
Community Mental Health	2,300	1,491	290	0	3	602	517
Domestic Violence and Sexual Assault	1,248	0	63	1,187	0	0	92
Hospital	173	119	0	0	0	19	39
Other	32	32	0	0	0	0	0
Residential Care	80	3	0	0	79	0	0
Substance Abuse	1,676	3	1,642	29	0	8	4
<b>Sex</b>							
Female	2,556	766	687	850	33	353	320
Male	2,613	837	1,263	363	49	272	324
<b>Age</b>							
0-04	168	3	25	136	0	1	11
05-17	718	175	170	247	0	114	70
18-20	379	130	157	79	3	24	50
21-24	533	169	242	129	2	34	59
25-34	1,342	439	556	306	12	117	170
35-44	1,275	420	548	225	26	156	172
45-54	541	188	211	77	26	110	67
55-64	139	61	32	6	9	37	27
65-74	56	16	7	7	3	21	15
75-84	17	2	2	1	1	10	3
85+	1	0	0	0	0	1	0
<b>Race</b>							
Native American	5,169	1,603	1,950	1,213	82	625	644
<b>Presenting Problem/Diagnosis</b>							
Alcohol Abuse	1,002	155	827	12	2	41	97
Developmental Disorder	172	104	4	9	13	37	29
Mood Disorder	939	669	52	3	15	242	157
Non Alcohol/Drug Related Organic	15	6	0	0	0	7	6
Other Non-Psychotic	328	224	10	0	1	77	69
Other Psychotic	282	175	10	0	31	79	55
Personality Disorder	11	7	1	0	0	3	2
Schizophrenia	222	126	14	0	1	123	62
Social Conditions	1,316	39	91	1,158	8	4	85
Substance Related	1,152	149	987	21	4	21	78
Unknown/Other	3	0	0	0	3	0	0
Deferred/No Diagnosis	22	1	1	12	5	0	7
<b>County of Residence</b>							
Adair	123	31	31	28	3	19	62
Alfalfa	16	3	12	1	0	0	1
Atoka	25	4	15	1	0	3	5
Beaver	1	0	0	1	0	0	0
Beckham	15	8	6	3	0	1	2
Blaine	41	24	8	12	0	4	1
Bryan	90	26	31	28	0	12	2
Caddo	157	36	43	28	0	31	59
Canadian	90	39	21	27	0	6	3
Carter	46	20	9	18	0	3	1

Notes: Information in this table is based on data reported to DMHSAS as of 01/01/2002. The same client may be counted in more than one category, e.g., clients can receive services under more than one contract source, in more than one "County of Residence," or may have multiple "Other Indicators." Please see Definition page for other considerations.

## Oklahoma Department of Mental Health and Substance Abuse Services

## Counts of Admitted Clients Served by Funding Source for Various Categories During FY2001

## Race: American Indian

	Funding Source						
	Total	Mental Health	Substance Abuse	Domestic Violence	Residential Care	Medicaid	Other
Cherokee	238	59	71	51	9	35	82
Choctaw	55	8	23	19	0	10	8
Cleveland	147	54	46	13	2	26	30
Coal	18	1	10	7	0	3	1
Comanche	210	56	44	53	3	43	76
Cotton	12	4	1	1	0	1	9
Craig	72	24	21	7	9	22	0
Creek	58	10	34	14	0	2	4
Custer	31	13	8	11	0	7	0
Delaware	91	31	45	11	0	8	1
Dewey	4	2	1	1	0	1	0
Ellis	3	1	1	1	0	0	0
Garfield	34	15	6	12	0	3	4
Garvin	41	17	13	13	0	7	0
Grady	57	27	19	11	0	8	5
Greer	3	1	2	0	0	0	0
Harper	3	3	0	0	0	0	2
Haskell	18	8	4	1	1	3	4
Hughes	41	8	20	9	0	1	16
Jackson	18	5	2	7	0	3	5
Jefferson	1	0	0	0	0	0	1
Johnston	26	13	5	7	0	2	1
Kay	117	27	45	43	0	14	4
Kingfisher	7	4	2	1	0	2	0
Kiowa	13	5	3	2	0	5	4
Latimer	15	1	7	4	0	3	2
LeFlore	57	17	6	16	0	11	16
Lincoln	34	15	11	4	4	5	1
Logan	13	8	2	2	0	0	1
Love	4	2	2	0	0	1	0
Major	4	2	0	0	0	2	1
Marshall	22	8	5	3	0	4	2
Mayes	153	57	57	22	10	29	1
McClain	21	10	8	0	0	4	8
McCurtain	87	11	32	33	1	12	8
McIntosh	37	11	7	5	5	8	6
Murray	14	6	9	0	0	3	0
Muskogee	151	55	70	23	4	13	7
Noble	20	5	15	1	0	2	0
Nowata	35	5	10	18	0	1	6
Okfuskee	39	12	10	8	10	5	0
Oklahoma	467	211	159	72	3	49	18
Okmulgee	117	23	23	71	2	7	4
Osage	84	26	51	4	1	7	1
Ottawa	88	25	25	34	1	6	0
Pawnee	42	13	27	0	0	4	1
Payne	108	25	51	21	0	15	17
Pittsburgh	126	28	47	15	3	25	28
Pontotoc	152	39	67	71	4	12	4
Pottawatomie	171	25	82	53	0	11	5
Pushmataha	29	3	13	13	0	1	1
Roger Mills	8	3	1	4	0	2	0
Rogers	111	28	42	37	2	7	0

Notes: Information in this table is based on data reported to DMHSAS as of 01/01/2002. The same client may be counted in more than one category, e.g., clients can receive services under more than one contract source, in more than one "County of Residence," or may have multiple "Other Indicators." Please see Definition page for other considerations.

## Oklahoma Department of Mental Health and Substance Abuse Services

## Counts of Admitted Clients Served by Funding Source for Various Categories During FY2001

## Race: American Indian

	Funding Source						
	Total	Mental Health	Substance Abuse	Domestic Violence	Residential Care	Medicaid	Other
Seminole	151	49	52	59	0	16	4
Sequoyah	74	27	18	8	0	17	30
Stephens	35	5	6	16	1	5	9
Texas	12	5	3	2	0	0	3
Tillman	6	0	4	0	0	0	2
Tulsa	594	194	387	59	3	24	10
Wagoner	68	17	28	6	1	17	21
Washington	160	47	35	66	1	14	21
Washita	1	0	1	0	0	0	0
Woods	6	4	1	0	0	0	2
Woodward	30	13	2	8	0	4	12
Out of State/Unknown	50	9	7	31	0	4	3
<b>Other Indicators</b>							
Any Alcohol/Drug Problem	2,733	770	1,856	105	8	208	267
Dual Diagnosis	347	256	63	0	0	84	44
Homeless	468	115	113	246	2	19	39
Indigent	4,963	1,568	1,887	1,130	81	619	602
SED (6-17)	148	67	3	0	0	69	30
SMI (If ever)	1,624	982	328	96	82	415	260

Notes: Information in this table is based on data reported to DMHSAS as of 01/01/2002. The same client may be counted in more than one category, e.g., clients can receive services under more than one contract source, in more than one "County of Residence," or may have multiple "Other Indicators." Please see Definition page for other considerations.

## Oklahoma Department of Mental Health and Substance Abuse Services

## Counts of Admitted Clients Served by Funding Source for Various Categories During FY2001

## Race: Asian

	Total	Funding Source					Other
		Mental Health	Substance Abuse	Domestic Violence	Residential Care	Medicaid	
<b>Total</b>							
Unduplicated Count	276	128	38	53	5	50	73
<b>Agency Type</b>							
Community Mental Health	178	117	5	0	1	47	61
Domestic Violence and Sexual Assault	55	0	0	53	0	0	8
Hospital	22	15	0	0	0	3	6
Other	2	2	0	0	0	0	0
Residential Care	5	1	0	0	4	0	0
Substance Abuse	33	0	33	0	0	0	0
<b>Sex</b>							
Female	145	58	8	40	2	24	43
Male	131	70	30	13	3	26	30
<b>Age</b>							
0-04	13	0	1	11	0	0	4
05-17	32	10	4	14	0	5	5
18-20	21	6	7	1	0	3	7
21-24	25	11	10	3	0	4	4
25-34	73	44	10	14	0	8	19
35-44	56	30	4	10	2	10	18
45-54	42	21	2	0	3	17	10
55-64	11	5	0	0	0	2	5
65-74	2	1	0	0	0	0	1
85+	1	0	0	0	0	1	0
<b>Race</b>							
Asian	276	128	38	53	5	50	73
<b>Presenting Problem/Diagnosis</b>							
Alcohol Abuse	14	2	12	0	0	0	2
Developmental Disorder	7	3	0	0	1	3	1
Mood Disorder	68	44	3	0	2	12	20
Other Non-Psychotic	18	14	0	0	0	3	6
Other Psychotic	54	39	0	0	1	12	19
Schizophrenia	40	23	1	0	1	18	13
Social Conditions	59	3	4	51	0	0	6
Substance Related	24	2	19	0	0	2	4
Unknown/Other	1	0	0	0	0	0	1
Deferred/No Diagnosis	3	0	0	2	0	0	2
<b>County of Residence</b>							
Beckham	1	0	1	0	0	0	0
Bryan	2	0	0	2	0	0	0
Caddo	2	0	0	0	0	1	2
Canadian	3	3	0	0	0	0	1
Carter	1	0	0	1	0	0	0
Cherokee	2	0	0	2	0	0	0
Cleveland	22	12	4	3	0	5	8
Comanche	38	8	0	8	0	9	24
Craig	4	2	1	0	1	2	1
Creek	1	0	0	0	0	1	0
Delaware	2	0	2	0	0	0	0
Garfield	4	1	0	2	0	0	1
Garvin	1	1	0	0	0	0	0

Notes: Information in this table is based on data reported to DMHSAS as of 01/01/2002. The same client may be counted in more than one category, e.g., clients can receive services under more than one contract source, in more than one "County of Residence," or may have multiple "Other Indicators." Please see Definition page for other considerations.

## Oklahoma Department of Mental Health and Substance Abuse Services

## Counts of Admitted Clients Served by Funding Source for Various Categories During FY2001

## Race: Asian

	Funding Source						
	Total	Mental Health	Substance Abuse	Domestic Violence	Residential Care	Medicaid	Other
Grady	4	1	3	0	0	0	0
Harper	1	0	0	0	0	0	1
Hughes	1	0	1	0	0	0	1
Jackson	2	0	0	1	0	1	1
Kay	1	1	0	0	0	0	0
Kiowa	1	0	0	0	0	0	1
LeFlore	2	2	0	0	0	0	1
Lincoln	1	1	0	0	1	0	0
Marshall	2	0	1	0	0	1	0
McCurtain	1	1	0	0	0	1	1
Muskogee	4	3	1	0	1	2	0
Noble	4	0	0	4	0	0	3
Oklahoma	81	48	8	12	1	13	13
Okmulgee	1	0	1	0	0	0	0
Osage	1	0	0	1	0	0	0
Ottawa	2	1	1	0	0	0	0
Payne	10	4	4	1	0	0	2
Pittsburgh	2	1	0	0	0	0	1
Pontotoc	4	1	0	0	1	2	1
Pottawatomie	2	1	0	0	0	1	1
Pushmataha	1	0	0	0	0	0	1
Roger Mills	1	0	1	0	0	0	0
Seminole	1	0	0	0	0	1	1
Sequoyah	7	2	0	4	0	0	4
Stephens	2	0	0	1	0	1	0
Texas	1	1	0	0	0	1	0
Tillman	1	1	0	0	0	0	1
Tulsa	44	29	7	7	0	6	1
Wagoner	3	0	1	0	0	2	0
Washington	3	1	0	3	0	0	1
Washita	1	0	1	0	0	0	0
Woods	3	3	0	0	0	0	2
Woodward	1	1	0	0	0	0	0
Out of State/Unknown	3	1	0	2	0	0	0
<b>Other Indicators</b>							
Any Alcohol/Drug Problem	68	24	33	2	0	9	14
Dual Diagnosis	19	15	4	0	0	3	5
Homeless	28	9	2	16	0	0	4
Indigent	259	124	38	44	5	50	68
SED (6-17)	8	7	0	0	0	2	0
SMI (If ever)	147	97	7	6	5	38	45

Notes: Information in this table is based on data reported to DMHSAS as of 01/01/2002. The same client may be counted in more than one category, e.g., clients can receive services under more than one contract source, in more than one "County of Residence," or may have multiple "Other Indicators." Please see Definition page for other considerations.

## Oklahoma Department of Mental Health and Substance Abuse Services

## Counts of Admitted Clients Served by Funding Source for Various Categories During FY2001

## Race: Black

	Total	Funding Source					
		Mental Health	Substance Abuse	Domestic Violence	Residential Care	Medicaid	Other
<b>Total</b>							
Unduplicated Count	6,749	2,563	2,282	1,103	229	1,187	807
<b>Agency Type</b>							
Community Mental Health	3,495	2,391	247	0	13	1,154	672
Domestic Violence and Sexual Assault	1,162	0	43	1,098	0	0	51
Hospital	373	262	0	0	0	46	92
Other	49	49	0	0	0	0	0
Residential Care	220	3	0	0	217	0	0
Substance Abuse	2,050	0	2,038	6	0	4	10
<b>Sex</b>							
Female	3,104	1,161	706	773	58	713	393
Male	3,645	1,402	1,576	330	171	474	414
<b>Age</b>							
0-04	282	10	69	200	0	3	4
05-17	849	242	166	281	0	156	84
18-20	335	124	117	63	3	33	52
21-24	526	200	223	92	11	44	56
25-34	1,367	514	546	215	27	186	168
35-44	1,886	765	785	186	80	334	221
45-54	1,013	487	309	57	65	238	147
55-64	334	167	54	4	30	113	51
65-74	111	41	11	4	10	50	18
75-84	34	9	2	1	3	21	6
85+	12	4	0	0	0	9	0
<b>Race</b>							
Black	6,749	2,563	2,282	1,103	229	1,187	807
<b>Presenting Problem/Diagnosis</b>							
Alcohol Abuse	624	86	496	1	6	35	55
Developmental Disorder	244	122	3	2	34	80	42
Mood Disorder	1,229	865	69	0	44	343	190
Non Alcohol/Drug Related Organic	34	21	0	0	0	16	5
Other Non-Psychotic	416	264	9	0	0	120	94
Other Psychotic	739	480	31	0	112	166	134
Personality Disorder	7	6	0	0	0	1	0
Schizophrenia	894	611	45	0	11	388	155
Social Conditions	1,410	74	197	1,095	21	9	56
Substance Related	1,674	179	1,506	3	2	47	88
Unknown/Other	4	2	0	0	2	0	0
Deferred/No Diagnosis	15	1	5	2	5	1	1
<b>County of Residence</b>							
Adair	6	0	2	1	2	0	1
Alfalfa	18	0	18	0	0	0	0
Atoka	40	4	36	1	0	3	2
Beckham	51	7	37	5	0	3	1
Blaine	11	6	1	2	0	3	0
Bryan	19	9	4	3	0	3	2
Caddo	24	4	4	2	0	11	13
Canadian	44	16	16	5	4	7	1
Carter	75	34	22	9	0	20	5
Cherokee	31	5	3	5	15	4	5

Notes: Information in this table is based on data reported to DMHSAS as of 01/01/2002. The same client may be counted in more than one category, e.g., clients can receive services under more than one contract source, in more than one "County of Residence," or may have multiple "Other Indicators." Please see Definition page for other considerations.

## Oklahoma Department of Mental Health and Substance Abuse Services

## Counts of Admitted Clients Served by Funding Source for Various Categories During FY2001

## Race: Black

	Funding Source						
	Total	Mental Health	Substance Abuse	Domestic Violence	Residential Care	Medicaid	Other
Choctaw	67	15	25	8	0	13	20
Cleveland	211	63	70	14	1	64	52
Coal	1	1	0	0	0	0	0
Comanche	674	119	74	187	8	185	319
Cotton	5	3	0	0	0	0	5
Craig	45	13	7	0	21	18	0
Creek	31	15	10	6	0	4	0
Custer	41	18	7	18	0	8	2
Dewey	2	2	0	0	0	0	0
Ellis	1	0	1	0	0	0	0
Garfield	69	39	8	17	0	12	5
Garvin	32	13	3	14	0	6	2
Grady	82	38	17	15	0	17	4
Greer	4	2	1	0	0	1	0
Harmon	10	0	1	4	0	3	4
Harper	1	0	0	0	0	1	1
Haskell	4	2	0	0	1	3	2
Hughes	14	9	6	0	0	5	4
Jackson	94	16	21	28	1	15	28
Jefferson	1	0	1	0	0	0	0
Johnston	11	4	1	0	0	7	2
Kay	50	10	22	14	0	7	0
Kingfisher	11	4	3	3	0	1	0
Kiowa	14	6	3	1	0	4	3
Latimer	7	5	3	0	0	2	1
LeFlore	20	7	3	1	1	4	10
Lincoln	39	14	6	0	18	11	0
Logan	54	14	23	14	0	3	8
Love	7	2	1	3	0	2	1
Major	1	1	0	0	0	0	0
Marshall	3	2	0	0	0	1	0
Mayes	19	5	2	0	12	8	0
McClain	4	1	1	0	0	2	1
McCurtain	129	23	28	41	3	42	39
McIntosh	29	10	3	0	11	9	3
Murray	8	2	2	0	1	3	1
Muskogee	203	106	56	35	8	41	3
Noble	7	3	5	0	0	1	1
Nowata	5	1	4	0	0	1	0
Okfuskee	101	27	2	0	70	15	4
Oklahoma	2,117	924	755	246	25	364	111
Okmulgee	108	48	18	33	6	21	3
Osage	11	9	3	0	0	1	1
Ottawa	6	3	0	0	2	2	0
Pawnee	5	3	2	0	0	2	0
Payne	65	15	27	16	0	11	16
Pittsburgh	83	22	37	3	3	17	17
Pontotoc	25	10	6	1	0	11	3
Pottawatomie	51	12	17	18	0	4	4
Pushmataha	4	0	3	2	0	0	0
Rogers	18	5	3	5	5	3	0
Seminole	79	22	21	22	1	21	6
Sequoyah	14	5	3	0	0	5	7

Notes: Information in this table is based on data reported to DMHSAS as of 01/01/2002. The same client may be counted in more than one category, e.g., clients can receive services under more than one contract source, in more than one "County of Residence," or may have multiple "Other Indicators." Please see Definition page for other considerations.

## Oklahoma Department of Mental Health and Substance Abuse Services

## Counts of Admitted Clients Served by Funding Source for Various Categories During FY2001

## Race: Black

	Total	Funding Source					Other
		Mental Health	Substance Abuse	Domestic Violence	Residential Care	Medicaid	
Stephens	49	7	8	26	1	5	9
Texas	8	2	1	3	0	0	3
Tillman	18	8	5	4	0	1	4
Tulsa	1,685	772	804	223	11	133	27
Wagoner	64	20	18	2	5	26	21
Washington	77	22	25	22	0	8	10
Washita	1	0	1	0	0	0	0
Woods	7	0	3	0	0	2	3
Woodward	10	5	0	2	0	4	5
Out of State/Unknown	79	14	10	50	1	0	6
<b>Other Indicators</b>							
Any Alcohol/Drug Problem	3,119	1,004	2,087	44	21	326	262
Dual Diagnosis	640	508	132	0	1	157	81
Homeless	678	246	156	275	8	45	46
Indigent	6,524	2,524	2,232	1,019	222	1,177	744
SED (6-17)	215	108	0	0	0	93	50
SMI (If ever)	2,837	1,899	401	81	228	851	417

Notes: Information in this table is based on data reported to DMHSAS as of 01/01/2002. The same client may be counted in more than one category, e.g., clients can receive services under more than one contract source, in more than one "County of Residence," or may have multiple "Other Indicators." Please see Definition page for other considerations.



## Oklahoma Department of Mental Health and Substance Abuse Services

## Counts of Admitted Clients Served by Funding Source for Various Categories During FY2001

## Race: Multiple

	Total	Funding Source					
		Mental Health	Substance Abuse	Domestic Violence	Residential Care	Medicaid	Other
<b>Total</b>							
Unduplicated Count	2,333	830	658	618	30	252	167
<b>Agency Type</b>							
Community Mental Health	963	771	49	0	1	209	86
Domestic Violence and Sexual Assault	661	0	25	607	0	0	64
Hospital	78	26	0	0	0	39	16
Other	36	36	0	0	0	0	0
Residential Care	30	1	0	0	29	0	0
Substance Abuse	602	1	588	11	0	4	3
<b>Sex</b>							
Female	1,239	423	278	422	5	155	90
Male	1,094	407	380	196	25	97	77
<b>Age</b>							
0-04	205	18	46	133	0	4	11
05-17	522	176	80	184	0	74	44
18-20	155	67	46	35	1	10	12
21-24	237	84	91	50	3	13	16
25-34	474	173	164	107	5	46	34
35-44	468	186	169	74	8	50	40
45-54	195	88	50	28	8	34	7
55-64	58	31	11	5	4	12	3
65-74	12	6	1	1	1	4	0
75-84	6	1	0	1	0	4	0
85+	1	0	0	0	0	1	0
<b>Race</b>							
Two or More Races	2,333	830	658	618	30	252	167
<b>Presenting Problem/Diagnosis</b>							
Alcohol Abuse	184	31	151	1	0	4	5
Developmental Disorder	87	59	3	3	5	13	13
Mood Disorder	455	355	24	1	7	101	39
Non Alcohol/Drug Related Organic	7	5	0	0	0	2	0
Other Non-Psychotic	226	175	5	0	0	55	19
Other Psychotic	106	72	2	0	17	25	10
Personality Disorder	6	5	0	0	0	2	1
Schizophrenia	72	37	1	0	0	46	5
Social Conditions	784	57	99	598	0	0	54
Substance Related	425	39	377	11	0	4	13
Deferred/No Diagnosis	11	0	0	4	1	0	9
<b>County of Residence</b>							
Adair	34	4	1	13	2	10	11
Alfalfa	1	0	1	0	0	0	0
Atoka	4	0	3	1	0	0	0
Beckham	18	8	3	6	0	5	0
Blaine	7	7	0	0	0	0	0
Bryan	32	17	7	6	0	3	2
Caddo	17	2	9	0	0	3	4
Canadian	42	27	2	12	0	1	2
Carter	33	4	8	21	0	0	1
Cherokee	66	9	10	37	2	5	8
Choctaw	1	0	0	1	0	0	0

Notes: Information in this table is based on data reported to DMHSAS as of 01/01/2002. The same client may be counted in more than one category, e.g., clients can receive services under more than one contract source, in more than one "County of Residence," or may have multiple "Other Indicators." Please see Definition page for other considerations.

## Oklahoma Department of Mental Health and Substance Abuse Services

## Counts of Admitted Clients Served by Funding Source for Various Categories During FY2001

## Race: Multiple

	Funding Source						
	Total	Mental Health	Substance Abuse	Domestic Violence	Residential Care	Medicaid	Other
Cimarron	1	1	0	0	0	0	0
Cleveland	85	30	27	12	1	12	5
Coal	11	1	8	1	0	0	1
Comanche	49	5	9	3	0	22	24
Craig	30	10	7	7	6	1	0
Creek	23	8	13	1	1	1	0
Custer	39	6	0	32	0	1	0
Delaware	35	24	6	4	0	5	0
Dewey	2	0	0	2	0	0	0
Ellis	2	2	0	0	0	0	1
Garfield	38	23	8	4	0	4	2
Garvin	22	15	3	2	0	0	7
Grady	39	19	3	10	0	9	0
Greer	2	2	0	0	0	1	0
Harmon	1	0	0	0	0	0	1
Haskell	3	0	3	0	0	0	0
Hughes	5	3	3	0	0	0	0
Jackson	10	3	3	0	0	4	6
Johnston	13	6	3	0	0	5	1
Kay	32	10	12	9	0	3	1
Kingfisher	13	7	4	0	0	3	2
Kiowa	18	9	3	0	0	9	3
Latimer	12	0	12	1	0	0	0
LeFlore	15	0	10	4	0	1	1
Lincoln	13	7	3	1	1	2	0
Logan	16	7	8	0	0	0	1
Love	3	1	1	0	0	2	0
Marshall	12	8	0	0	0	3	3
Mayes	27	6	6	5	9	2	0
McClain	9	0	6	0	0	1	2
McCurtain	21	0	2	18	0	0	1
McIntosh	23	11	10	0	0	3	0
Murray	6	5	0	0	0	1	1
Muskogee	86	53	23	8	2	11	0
Noble	5	2	1	0	0	1	1
Nowata	3	1	0	2	0	0	0
Okfuskee	10	5	4	0	1	1	0
Oklahoma	360	171	76	75	2	55	5
Okmulgee	28	25	2	0	0	4	0
Osage	39	11	26	1	0	5	1
Ottawa	60	24	2	33	0	3	0
Pawnee	8	2	6	0	0	1	0
Payne	56	11	9	14	0	6	27
Pittsburgh	54	2	40	11	0	2	0
Pontotoc	55	14	19	32	0	3	1
Pottawatomie	52	9	17	23	0	5	1
Pushmataha	4	0	3	0	0	1	0
Roger Mills	5	0	1	4	0	0	0
Rogers	58	30	11	15	0	6	0
Seminole	35	11	15	9	0	4	1
Sequoyah	12	4	2	1	1	1	4
Stephens	77	3	4	64	1	3	4
Texas	17	0	0	16	0	0	1

Notes: Information in this table is based on data reported to DMHSAS as of 01/01/2002. The same client may be counted in more than one category, e.g., clients can receive services under more than one contract source, in more than one "County of Residence," or may have multiple "Other Indicators." Please see Definition page for other considerations.

## Oklahoma Department of Mental Health and Substance Abuse Services

## Counts of Admitted Clients Served by Funding Source for Various Categories During FY2001

## Race: Multiple

	Funding Source						
	Total	Mental Health	Substance Abuse	Domestic Violence	Residential Care	Medicaid	Other
Tillman	3	0	1	1	0	1	0
Tulsa	288	114	145	27	2	13	5
Wagoner	29	4	8	14	0	0	13
Washington	70	17	23	27	0	2	7
Washita	6	1	2	2	0	1	0
Woods	7	5	1	0	0	0	1
Woodward	5	2	1	1	0	1	3
Out of State/Unknown	36	3	3	29	0	1	1
<b>Other Indicators</b>							
Any Alcohol/Drug Problem	907	286	562	28	3	73	42
Dual Diagnosis	137	108	21	0	0	31	11
Hispanic	550	216	97	170	17	73	36
Homeless	228	45	21	160	1	6	12
Indigent	2,204	808	633	561	29	249	142
SED (6-17)	138	85	1	0	0	48	21
SMI (If ever)	719	462	97	54	29	155	46

Notes: Information in this table is based on data reported to DMHSAS as of 01/01/2002. The same client may be counted in more than one category, e.g., clients can receive services under more than one contract source, in more than one "County of Residence," or may have multiple "Other Indicators." Please see Definition page for other considerations.

## Oklahoma Department of Mental Health and Substance Abuse Services

## Counts of Admitted Clients Served by Funding Source for Various Categories During FY2001

## Race: Other

	Total	Funding Source					
		Mental Health	Substance Abuse	Domestic Violence	Residential Care	Medicaid	Other
<b>Total</b>							
Unduplicated Count	6	3	2	0	1	1	0
<b>Agency Type</b>							
Community Mental Health	4	3	1	0	0	1	0
Residential Care	1	0	0	0	1	0	0
Substance Abuse	1	0	1	0	0	0	0
<b>Sex</b>							
Female	3	2	0	0	1	1	0
Male	3	1	2	0	0	0	0
<b>Age</b>							
21-24	1	0	0	0	1	0	0
35-44	2	1	1	0	0	1	0
45-54	3	2	1	0	0	0	0
<b>Race</b>							
Unknown	6	3	2	0	1	1	0
<b>Presenting Problem/Diagnosis</b>							
Mood Disorder	1	1	0	0	0	1	0
Deferred/No Diagnosis	5	2	2	0	1	0	0
<b>County of Residence</b>							
Sequoyah	1	1	0	0	0	1	0
Out of State/Unknown	5	2	2	0	1	0	0
<b>Other Indicators</b>							
Indigent	1	1	0	0	0	1	0
SMI (If ever)	1	1	0	0	0	1	0

Notes: Information in this table is based on data reported to DMHSAS as of 01/01/2002. The same client may be counted in more than one category, e.g., clients can receive services under more than one contract source, in more than one "County of Residence," or may have multiple "Other Indicators." Please see Definition page for other considerations.

## Oklahoma Department of Mental Health and Substance Abuse Services

## Counts of Admitted Clients Served by Funding Source for Various Categories During FY2001

## Race: White

	Total	Funding Source					
		Mental Health	Substance Abuse	Domestic Violence	Residential Care	Medicaid	Other
<b>Total</b>							
Unduplicated Count	43,530	20,732	11,694	6,410	1,103	7,568	6,946
<b>Agency Type</b>							
Community Mental Health	27,380	19,696	1,843	0	46	7,301	5,907
Domestic Violence and Sexual Assault	6,619	0	240	6,318	0	0	446
Hospital	2,270	1,403	0	0	0	293	699
Other	497	497	0	0	0	0	0
Residential Care	1,070	25	0	0	1,060	0	0
Substance Abuse	10,120	27	9,975	106	0	49	22
<b>Sex</b>							
Female	22,950	11,104	4,276	4,799	418	4,719	3,615
Male	20,580	9,628	7,418	1,611	685	2,849	3,331
<b>Age</b>							
0-04	1,027	102	193	657	0	46	113
05-17	4,794	1,747	1,055	1,082	0	797	696
18-20	2,402	1,082	917	333	21	211	290
21-24	3,762	1,755	1,379	659	33	330	417
25-34	9,490	4,670	3,039	1,659	170	1,251	1,256
35-44	11,263	5,697	3,407	1,372	285	1,853	1,834
45-54	6,626	3,634	1,363	491	318	1,545	1,289
55-64	2,744	1,507	265	120	188	904	665
65-74	913	374	68	31	63	347	257
75-84	374	125	8	4	24	188	106
85+	135	39	0	2	1	96	23
<b>Race</b>							
White	43,530	20,732	11,694	6,410	1,103	7,568	6,946
<b>Presenting Problem/Diagnosis</b>							
Alcohol Abuse	4,122	858	3,241	33	18	106	349
Developmental Disorder	1,451	777	28	17	197	358	313
Mood Disorder	14,519	10,808	776	26	262	3,358	2,961
Non Alcohol/Drug Related Organic	293	163	2	0	0	118	90
Other Non-Psychotic	4,314	3,170	83	0	1	1,019	810
Other Psychotic	3,443	2,171	117	0	447	976	786
Personality Disorder	162	131	17	0	0	37	11
Schizophrenia	2,948	1,743	74	0	38	1,459	727
Social Conditions	7,804	699	754	6,101	133	49	420
Substance Related	7,976	1,096	6,949	74	12	206	461
Unknown/Other	25	3	1	4	11	0	6
Deferred/No Diagnosis	238	12	8	158	28	0	84
<b>County of Residence</b>							
Adair	303	91	41	29	29	82	148
Alfalfa	205	61	120	8	0	19	42
Atoka	249	59	133	7	1	35	55
Beaver	49	29	7	9	0	4	31
Beckham	481	202	151	97	0	106	5
Blaine	190	113	19	41	0	33	17
Bryan	740	352	170	151	1	115	58
Caddo	274	84	66	24	0	62	113
Canadian	936	619	119	127	27	101	64
Carter	515	280	121	74	2	102	42

Notes: Information in this table is based on data reported to DMHSAS as of 01/01/2002. The same client may be counted in more than one category, e.g., clients can receive services under more than one contract source, in more than one "County of Residence," or may have multiple "Other Indicators." Please see Definition page for other considerations.

## Oklahoma Department of Mental Health and Substance Abuse Services

## Counts of Admitted Clients Served by Funding Source for Various Categories During FY2001

## Race: White

	Funding Source						
	Total	Mental Health	Substance Abuse	Domestic Violence	Residential Care	Medicaid	Other
Cherokee	659	237	110	80	116	141	226
Choctaw	232	56	85	49	3	39	54
Cimarron	27	16	3	5	0	1	14
Cleveland	2,630	1,054	803	167	49	519	726
Coal	117	33	62	12	2	21	17
Comanche	1,552	466	163	216	42	369	950
Cotton	60	17	20	6	1	12	18
Craig	434	182	60	29	151	177	6
Creek	652	335	232	57	5	72	23
Custer	330	182	43	99	1	84	9
Delaware	332	172	92	35	11	69	3
Dewey	74	43	7	13	1	6	34
Ellis	79	47	7	7	0	8	35
Garfield	923	510	81	250	1	138	110
Garvin	513	282	116	93	0	88	55
Grady	969	504	178	163	1	201	75
Grant	34	17	3	2	1	15	10
Greer	75	39	25	6	0	10	10
Harmon	32	7	6	11	0	2	13
Harper	70	45	6	1	0	12	48
Haskell	212	88	36	8	6	50	105
Hughes	174	54	57	15	0	33	82
Jackson	319	64	73	69	0	51	127
Jefferson	56	20	12	10	0	6	22
Johnston	253	166	36	5	0	72	22
Kay	847	373	193	199	0	198	21
Kingfisher	187	117	50	12	0	15	10
Kiowa	130	67	30	14	0	32	17
Latimer	169	57	37	12	0	50	63
LeFlore	672	212	160	104	26	112	240
Lincoln	381	203	72	32	51	94	18
Logan	376	216	127	20	0	31	23
Love	104	64	22	9	0	18	8
Major	158	101	9	7	0	30	66
Marshall	266	154	67	14	0	52	29
Mayes	590	253	170	29	121	147	10
McClain	296	134	84	17	0	62	78
McCurtain	591	115	178	172	6	115	144
McIntosh	258	108	64	22	50	53	21
Murray	248	173	37	10	3	54	13
Muskogee	1,214	837	277	123	44	215	16
Noble	146	51	49	14	6	34	11
Nowata	138	50	37	41	1	18	5
Okfuskee	276	126	40	14	91	82	7
Oklahoma	6,657	3,495	1,946	606	57	1,076	437
Okmulgee	585	274	124	158	19	102	22
Osage	319	126	145	33	2	43	3
Ottawa	429	169	125	90	7	93	0
Pawnee	165	71	67	6	0	43	6
Payne	1,108	381	395	200	1	170	207
Pittsburgh	932	355	170	74	30	203	364
Pontotoc	848	392	229	248	24	178	43
Pottawatomie	916	267	258	274	0	159	65

Notes: Information in this table is based on data reported to DMHSAS as of 01/01/2002. The same client may be counted in more than one category, e.g., clients can receive services under more than one contract source, in more than one "County of Residence," or may have multiple "Other Indicators." Please see Definition page for other considerations.

## Oklahoma Department of Mental Health and Substance Abuse Services

## Counts of Admitted Clients Served by Funding Source for Various Categories During FY2001

## Race: White

	Funding Source						
	Total	Mental Health	Substance Abuse	Domestic Violence	Residential Care	Medicaid	Other
Pushmataha	193	58	63	36	0	29	48
Roger Mills	51	19	9	23	0	4	3
Rogers	569	150	176	201	46	48	2
Seminole	511	207	121	165	1	89	43
Sequoyah	460	229	89	24	19	149	214
Stephens	735	152	127	293	18	83	238
Texas	304	158	75	37	0	33	165
Tillman	69	26	20	8	0	8	30
Tulsa	5,895	3,612	2,381	486	55	402	75
Wagoner	537	208	162	37	19	129	167
Washington	957	318	201	347	1	182	67
Washita	165	70	37	45	0	42	2
Woods	271	174	18	15	0	32	148
Woodward	684	426	18	86	3	118	407
Out of State/Unknown	433	118	87	182	7	14	62
<b>Other Indicators</b>							
Any Alcohol/Drug Problem	18,082	7,204	10,886	426	77	1,649	1,940
Dual Diagnosis	3,623	2,828	770	0	6	720	638
Homeless	2,805	1,160	567	981	36	197	282
Indigent	41,265	20,115	11,256	5,679	1,081	7,479	6,184
SED (6-17)	1,197	687	11	0	0	411	260
SMI (If ever)	20,175	14,079	2,662	796	1,099	5,641	3,613

Notes: Information in this table is based on data reported to DMHSAS as of 01/01/2002. The same client may be counted in more than one category, e.g., clients can receive services under more than one contract source, in more than one "County of Residence," or may have multiple "Other Indicators." Please see Definition page for other considerations.

## Oklahoma Department of Mental Health and Substance Abuse Services

## Counts of Admitted Clients Served by Funding Source for Various Categories During FY2001 Residential Treatment Services

	Total	Funding Source					Other
		Mental Health	Substance Abuse	Domestic Violence	Residential Care	Medicaid	
<b>Total</b>							
Unduplicated Count	4,134	337	3,598	0	0	94	150
<b>Agency Type</b>							
Community Mental Health	826	312	429	0	0	0	95
Hospital	129	25	0	0	0	90	17
Substance Abuse	3,239	0	3,198	0	0	4	39
<b>Sex</b>							
Female	1,439	100	1,275	0	0	43	35
Male	2,695	237	2,323	0	0	51	115
<b>Age</b>							
0-04	81	0	80	0	0	1	0
05-17	441	25	315	0	0	89	17
18-20	329	23	307	0	0	0	7
21-24	478	27	440	0	0	0	17
25-34	1,172	100	1,034	0	0	3	45
35-44	1,183	104	1,048	0	0	1	43
45-54	368	41	312	0	0	0	18
55-64	72	15	54	0	0	0	3
65-74	9	2	7	0	0	0	0
75-84	1	0	1	0	0	0	0
<b>Race</b>							
White	2,955	214	2,617	0	0	61	97
Black	445	28	392	0	0	9	16
Native American	507	78	398	0	0	6	30
Hispanic	82	10	68	0	0	3	2
Asian	10	2	7	0	0	1	0
Two or More Races	151	5	128	0	0	14	5
Unknown	1	0	1	0	0	0	0
<b>Presenting Problem/Diagnosis</b>							
Alcohol Abuse	880	68	782	0	0	1	35
Developmental Disorder	95	70	2	0	0	8	15
Mood Disorder	146	44	20	0	0	66	19
Non Alcohol/Drug Related Organic	2	2	0	0	0	0	0
Other Non-Psychotic	18	8	2	0	0	8	1
Other Psychotic	40	23	5	0	0	8	4
Personality Disorder	1	0	1	0	0	0	0
Schizophrenia	20	16	4	0	0	0	0
Social Conditions	135	1	134	0	0	0	0
Substance Related	2,831	105	2,666	0	0	3	77
Deferred/No Diagnosis	1	0	1	0	0	0	0
<b>County of Residence</b>							
Adair	27	1	24	0	0	0	3
Alfalfa	5	1	4	0	0	0	0
Atoka	11	1	11	0	0	0	0
Beaver	8	4	2	0	0	0	2
Beckham	68	11	57	0	0	1	1
Blaine	29	10	18	0	0	0	1
Bryan	47	0	46	0	0	0	1
Caddo	90	18	70	0	0	1	2
Canadian	64	5	53	0	0	3	4

Notes: Information in this table is based on data reported to DMHSAS as of 01/01/2002. The same client may be counted in more than one category, e.g., clients can receive services under more than one contract source, in more than one "County of Residence," or may have multiple "Other Indicators." Please see Definition page for other considerations.



## Oklahoma Department of Mental Health and Substance Abuse Services

## Counts of Admitted Clients Served by Funding Source for Various Categories During FY2001 Residential Treatment Services

	Funding Source						
	Total	Mental Health	Substance Abuse	Domestic Violence	Residential Care	Medicaid	Other
Carter	77	0	76	0	0	1	0
Cherokee	110	8	87	0	0	1	19
Choctaw	21	0	21	0	0	0	0
Cimarron	2	1	1	0	0	0	0
Cleveland	220	9	182	0	0	18	11
Coal	18	0	17	0	0	1	0
Comanche	86	4	70	0	0	6	6
Cotton	9	0	8	0	0	1	0
Craig	38	1	37	0	0	0	0
Creek	50	1	49	0	0	0	0
Custer	39	10	25	0	0	2	2
Delaware	44	2	41	0	0	0	1
Dewey	6	3	2	0	0	0	1
Ellis	6	2	4	0	0	0	0
Garfield	72	29	34	0	0	1	10
Garvin	44	0	41	0	0	1	2
Grady	85	3	77	0	0	3	2
Grant	4	1	3	0	0	0	0
Greer	19	0	19	0	0	0	0
Harmon	3	0	3	0	0	0	0
Harper	7	3	4	0	0	0	0
Haskell	15	0	15	0	0	0	0
Hughes	36	3	31	0	0	0	2
Jackson	59	5	52	0	0	0	3
Jefferson	14	4	9	0	0	2	0
Johnston	9	0	9	0	0	0	0
Kay	74	9	59	0	0	2	5
Kingfisher	10	2	8	0	0	0	0
Kiowa	20	2	17	0	0	1	0
Latimer	8	0	7	0	0	0	1
LeFlore	11	0	11	0	0	0	0
Lincoln	33	2	29	0	0	2	0
Logan	28	0	25	0	0	0	3
Love	13	0	10	0	0	2	1
Major	14	6	6	0	0	0	3
Marshall	23	0	23	0	0	0	0
Mayes	59	0	59	0	0	0	0
McClain	38	2	31	0	0	4	1
McCurtain	48	2	46	0	0	0	0
McIntosh	15	1	13	0	0	0	1
Murray	14	1	12	0	0	1	0
Muskogee	125	3	121	0	0	0	1
Noble	10	1	8	0	0	1	0
Nowata	16	0	16	0	0	0	0
Okfuskee	16	4	12	0	0	0	0
Oklahoma	541	41	462	0	0	25	18
Okmulgee	28	1	26	0	0	1	0
Osage	48	0	47	0	0	0	1
Ottawa	30	2	28	0	0	0	0
Pawnee	30	5	25	0	0	1	1
Payne	57	14	41	0	0	2	0
Pittsburgh	78	3	76	0	0	0	1
Pontotoc	86	3	80	0	0	1	2

Notes: Information in this table is based on data reported to DMHSAS as of 01/01/2002. The same client may be counted in more than one category, e.g., clients can receive services under more than one contract source, in more than one "County of Residence," or may have multiple "Other Indicators." Please see Definition page for other considerations.

**Oklahoma Department of Mental Health and Substance Abuse Services**  
**Counts of Admitted Clients Served by Funding Source for Various Categories During FY2001**  
**Residential Treatment Services**

	<b>Funding Source</b>						
	<b>Total</b>	<b>Mental Health</b>	<b>Substance Abuse</b>	<b>Domestic Violence</b>	<b>Residential Care</b>	<b>Medicaid</b>	<b>Other</b>
Pottawatomie	55	1	46	0	0	3	5
Pushmataha	15	0	15	0	0	0	0
Roger Mills	7	1	5	0	0	0	1
Rogers	42	0	42	0	0	0	0
Seminole	62	27	35	0	0	0	1
Sequoyah	40	2	34	0	0	0	4
Stephens	85	7	75	0	0	0	3
Texas	35	11	23	0	0	0	1
Tillman	30	0	28	0	0	2	1
Tulsa	604	6	591	0	0	2	8
Wagoner	91	4	80	0	0	1	8
Washington	72	2	70	0	0	0	0
Washita	20	1	18	0	0	1	0
Woods	17	5	13	0	0	0	0
Woodward	47	25	17	0	0	0	7
Out of State/Unknown	28	1	27	0	0	0	0
<b>Other Indicators</b>							
Any Alcohol/Drug Problem	3,863	277	3,458	0	0	36	134
Dual Diagnosis	232	24	188	0	0	10	12
Hispanic	102	11	82	0	0	8	2
Homeless	255	6	244	0	0	0	5
Indigent	3,976	330	3,501	0	0	90	97
SED (6-17)	110	21	2	0	0	75	14
SMI (If ever)	978	115	837	0	0	2	34

Notes: Information in this table is based on data reported to DMHSAS as of 01/01/2002. The same client may be counted in more than one category, e.g., clients can receive services under more than one contract source, in more than one "County of Residence," or may have multiple "Other Indicators." Please see Definition page for other considerations.

## Oklahoma Department of Mental Health and Substance Abuse Services

## Counts of Admitted Clients Served by Funding Source for Various Categories During FY2001 SED Clients

	Total	Funding Source					
		Mental Health	Substance Abuse	Domestic Violence	Residential Care	Medicaid	Other
<b>Total</b>							
Unduplicated Count	2,211	1,163	165	98	0	750	445
<b>Agency Type</b>							
Community Mental Health	1,795	1,132	7	0	0	583	400
Domestic Violence and Sexual Assault	98	0	1	96	0	0	5
Hospital	266	33	0	0	0	193	48
Other	5	5	0	0	0	0	0
Substance Abuse	162	4	158	2	0	0	0
<b>Sex</b>							
Female	865	487	44	49	0	267	171
Male	1,346	676	121	49	0	483	274
<b>Age</b>							
0-04	56	30	0	5	0	22	15
05-17	2,155	1,133	165	93	0	728	430
<b>Race</b>							
White	1,543	829	105	65	0	497	323
Black	278	130	26	9	0	106	55
Native American	193	76	20	15	0	75	35
Hispanic	62	31	5	2	0	25	10
Asian	9	7	1	1	0	2	0
Two or More Races	170	98	9	7	0	53	24
<b>Presenting Problem/Diagnosis</b>							
Alcohol Abuse	21	2	17	0	0	4	2
Developmental Disorder	721	437	3	0	0	247	139
Mood Disorder	623	322	4	0	0	265	139
Non Alcohol/Drug Related Organic	1	0	1	0	0	0	0
Other Non-Psychotic	560	324	3	0	0	201	133
Other Psychotic	42	20	0	0	0	21	8
Personality Disorder	1	1	0	0	0	0	0
Schizophrenia	7	5	0	0	0	1	1
Social Conditions	180	55	21	98	0	5	10
Substance Related	147	10	117	0	0	16	17
Deferred/No Diagnosis	2	0	0	1	0	0	2
<b>County of Residence</b>							
Adair	31	0	0	1	0	22	9
Alfalfa	3	2	0	0	0	1	0
Beckham	20	14	5	0	0	9	1
Blaine	8	7	0	0	0	4	0
Bryan	15	10	0	0	0	3	2
Caddo	26	2	1	0	0	20	12
Canadian	48	39	2	0	0	6	7
Carter	9	0	1	1	0	7	0
Cherokee	67	3	1	4	0	38	34
Choctaw	5	0	0	0	0	5	0
Cimarron	1	1	0	0	0	0	0
Cleveland	160	38	16	2	0	96	41
Coal	5	1	1	0	0	2	1
Comanche	273	27	0	7	0	185	172
Cotton	6	0	0	0	0	4	4
Craig	9	9	0	0	0	0	0

Notes: Information in this table is based on data reported to DMHSAS as of 01/01/2002. The same client may be counted in more than one category, e.g., clients can receive services under more than one contract source, in more than one "County of Residence," or may have multiple "Other Indicators." Please see Definition page for other considerations.

## Oklahoma Department of Mental Health and Substance Abuse Services

## Counts of Admitted Clients Served by Funding Source for Various Categories During FY2001

## SED Clients

	Funding Source						
	Total	Mental Health	Substance Abuse	Domestic Violence	Residential Care	Medicaid	Other
Creek	16	9	1	3	0	3	1
Custer	15	5	2	5	0	7	0
Delaware	40	37	2	0	0	4	0
Ellis	2	1	0	0	0	1	0
Garfield	45	36	1	3	0	5	1
Garvin	17	11	0	0	0	3	9
Grady	55	43	6	0	0	5	11
Grant	1	1	0	0	0	0	0
Harmon	2	0	0	0	0	1	1
Haskell	1	0	0	0	0	1	0
Hughes	2	0	0	0	0	1	1
Jackson	32	5	0	1	0	15	22
Jefferson	3	0	0	0	0	3	1
Johnston	5	2	0	0	0	0	3
Kay	31	17	2	5	0	9	1
Kingfisher	10	10	0	0	0	0	1
Kiowa	9	2	0	0	0	8	7
LeFlore	2	0	2	0	0	0	0
Lincoln	8	3	0	0	0	5	0
Logan	15	14	2	0	0	0	0
Love	5	2	0	0	0	3	2
Major	5	3	0	0	0	2	1
Marshall	7	5	0	0	0	0	3
Mayes	40	23	1	1	0	18	0
McClain	18	5	0	2	0	9	3
McCurtain	6	1	0	2	0	5	0
McIntosh	23	21	0	0	0	2	0
Murray	6	4	0	0	0	2	0
Muskogee	165	161	5	4	0	1	1
Noble	6	3	1	1	0	2	0
Nowata	5	5	0	0	0	0	0
Okfuskee	14	12	2	0	0	0	0
Oklahoma	363	244	47	15	0	67	19
Okmulgee	37	28	0	5	0	5	1
Osage	37	29	8	0	0	7	0
Ottawa	22	15	5	2	0	3	0
Pawnee	3	1	0	0	0	3	0
Payne	12	4	1	2	0	5	3
Pittsburgh	25	13	0	2	0	10	1
Pontotoc	22	13	0	2	0	5	6
Pottawatomie	26	8	7	5	0	10	0
Pushmataha	1	0	1	0	0	0	0
Roger Mills	4	2	0	2	0	1	0
Rogers	11	9	2	1	0	0	0
Seminole	23	15	2	1	0	3	9
Sequoyah	33	5	0	2	0	19	12
Stephens	11	2	0	2	0	5	5
Texas	5	2	0	1	0	1	2
Tillman	4	2	0	0	0	2	0
Tulsa	217	146	35	13	0	39	0
Wagoner	31	8	0	0	0	21	6
Washington	23	10	6	3	0	6	0
Washita	2	1	0	0	0	2	0

Notes: Information in this table is based on data reported to DMHSAS as of 01/01/2002. The same client may be counted in more than one category, e.g., clients can receive services under more than one contract source, in more than one "County of Residence," or may have multiple "Other Indicators." Please see Definition page for other considerations.

## Oklahoma Department of Mental Health and Substance Abuse Services

## Counts of Admitted Clients Served by Funding Source for Various Categories During FY2001 SED Clients

	Total	Funding Source					Other
		Mental Health	Substance Abuse	Domestic Violence	Residential Care	Medicaid	
Woods	5	2	0	0	0	1	3
Woodward	39	17	0	0	0	27	29
Out of State/Unknown	2	1	0	1	0	0	0
<b>Other Indicators</b>							
Any Alcohol/Drug Problem	358	101	141	1	0	109	60
Dual Diagnosis	43	13	3	0	0	20	9
Hispanic	106	56	8	2	0	40	16
Homeless	43	11	2	26	0	5	3
Indigent	2,052	1,095	157	91	0	723	372
SED (6-17)	1,741	972	18	0	0	639	368
SMI (If ever)	17	10	3	0	0	7	3

Notes: Information in this table is based on data reported to DMHSAS as of 01/01/2002. The same client may be counted in more than one category, e.g., clients can receive services under more than one contract source, in more than one "County of Residence," or may have multiple "Other Indicators." Please see Definition page for other considerations.

## Oklahoma Department of Mental Health and Substance Abuse Services

## Counts of Admitted Clients Served by Funding Source for Various Categories During FY2001

## Sex: Female Clients

	Total	Funding Source					
		Mental Health	Substance Abuse	Domestic Violence	Residential Care	Medicaid	Other
<b>Total</b>							
Unduplicated Count	30,141	13,639	5,949	7,161	519	6,007	4,533
<b>Agency Type</b>							
Community Mental Health	18,665	13,094	907	0	23	5,825	3,908
Domestic Violence and Sexual Assault	7,177	0	143	7,061	0	0	332
Hospital	1,187	687	0	0	0	191	368
Other	316	316	0	0	0	0	0
Residential Care	504	20	0	0	497	0	0
Substance Abuse	5,237	17	5,088	117	0	55	12
<b>Sex</b>							
Female	30,141	13,639	5,949	7,161	519	6,007	4,533
<b>Age</b>							
0-04	881	69	155	620	0	25	68
05-17	3,167	1,124	520	1,038	0	450	385
18-20	1,600	697	386	471	7	153	204
21-24	2,546	1,103	653	827	17	297	276
25-34	6,702	3,003	1,700	1,955	63	1,017	843
35-44	7,606	3,698	1,827	1,545	127	1,435	1,175
45-54	4,441	2,385	580	549	147	1,260	810
55-64	2,017	1,125	104	114	96	765	466
65-74	746	297	22	34	46	338	203
75-84	315	102	2	7	15	181	82
85+	120	36	0	1	1	86	21
<b>Race</b>							
White	22,950	11,104	4,276	4,799	418	4,719	3,615
Black	3,104	1,161	706	773	58	713	393
Native American	2,556	766	687	850	33	353	320
Hispanic	688	249	78	325	4	60	83
Asian	145	58	8	40	2	24	43
Two or More Races	1,239	423	278	422	5	155	90
Unknown	3	2	0	0	1	1	0
<b>Presenting Problem/Diagnosis</b>							
Alcohol Abuse	1,556	282	1,178	17	2	109	195
Developmental Disorder	653	362	13	23	81	154	123
Mood Disorder	10,993	7,972	450	22	116	3,017	2,238
Non Alcohol/Drug Related Organic	152	81	0	0	0	65	48
Other Non-Psychotic	3,024	2,186	56	0	1	824	522
Other Psychotic	2,095	1,259	60	0	229	735	482
Personality Disorder	123	99	11	0	0	28	11
Schizophrenia	1,606	885	24	0	12	909	350
Social Conditions	8,119	427	707	6,929	66	50	314
Substance Related	4,199	529	3,650	53	3	208	249
Unknown/Other	15	3	0	3	6	0	3
Deferred/No Diagnosis	175	11	6	121	18	1	53
<b>County of Residence</b>							
Adair	270	64	29	62	17	68	141
Alfalfa	52	33	0	9	0	14	22
Atoka	108	34	32	8	1	31	39
Beaver	30	17	3	6	0	3	21
Beckham	255	107	42	76	0	81	2

Notes: Information in this table is based on data reported to DMHSAS as of 01/01/2002. The same client may be counted in more than one category, e.g., clients can receive services under more than one contract source, in more than one "County of Residence," or may have multiple "Other Indicators." Please see Definition page for other considerations.

## Oklahoma Department of Mental Health and Substance Abuse Services

## Counts of Admitted Clients Served by Funding Source for Various Categories During FY2001

## Sex: Female Clients

	Funding Source						
	Total	Mental Health	Substance Abuse	Domestic Violence	Residential Care	Medicaid Other	
Blaine	145	83	13	39	0	26	11
Bryan	522	224	95	160	0	92	29
Caddo	243	58	39	42	0	79	102
Canadian	670	415	79	146	9	76	36
Carter	377	173	62	102	0	80	19
Cherokee	526	159	70	137	58	109	180
Choctaw	184	41	49	57	1	39	43
Cimarron	20	14	0	4	0	1	12
Cleveland	1,554	639	331	179	17	365	458
Coal	62	23	25	7	0	12	11
Comanche	1,404	333	76	377	25	383	794
Cotton	36	9	8	8	0	9	12
Craig	230	90	25	36	63	98	2
Creek	356	191	83	66	4	43	14
Custer	257	112	22	116	1	61	2
Delaware	238	127	46	45	0	62	1
Dewey	46	27	2	13	0	5	19
Ellis	36	21	1	5	0	2	15
Garfield	591	327	45	183	0	98	62
Garvin	306	174	48	63	0	61	33
Grady	702	342	102	180	0	174	38
Grant	14	7	1	2	0	4	5
Greer	47	25	9	9	0	10	6
Harmon	25	7	2	11	0	6	9
Harper	41	25	3	1	0	7	32
Haskell	135	56	15	7	4	39	72
Hughes	113	41	22	16	0	24	50
Jackson	234	36	45	64	0	45	93
Jefferson	28	7	2	10	0	3	12
Johnston	177	121	16	10	0	55	6
Kay	603	241	73	228	0	143	12
Kingfisher	114	67	26	12	0	15	8
Kiowa	78	29	14	14	0	26	15
Latimer	110	32	30	16	0	40	28
LeFlore	415	134	85	105	9	68	131
Lincoln	220	112	27	27	26	55	6
Logan	250	141	69	29	0	29	22
Love	72	35	11	13	0	17	5
Major	99	61	5	7	0	21	38
Marshall	174	108	29	12	0	41	17
Mayes	309	139	66	36	41	90	5
McClain	172	78	34	15	0	40	48
McCurtain	421	87	91	162	3	97	105
McIntosh	180	73	48	21	25	41	13
Murray	155	108	20	6	1	39	4
Muskogee	903	575	225	134	18	197	13
Noble	70	32	7	11	2	25	6
Nowata	107	34	19	50	0	12	6
Okfuskee	183	81	14	17	60	52	3
Oklahoma	5,109	2,501	1,282	795	32	963	258
Okmulgee	480	192	70	208	10	86	5
Osage	233	89	103	33	1	35	1
Ottawa	325	129	49	119	4	70	0

Notes: Information in this table is based on data reported to DMHSAS as of 01/01/2002. The same client may be counted in more than one category, e.g., clients can receive services under more than one contract source, in more than one "County of Residence," or may have multiple "Other Indicators." Please see Definition page for other considerations.

## Oklahoma Department of Mental Health and Substance Abuse Services

## Counts of Admitted Clients Served by Funding Source for Various Categories During FY2001

## Sex: Female Clients

	Funding Source						
	Total	Mental Health	Substance Abuse	Domestic Violence	Residential Care	Medicaid	Other
Pawnee	108	53	33	4	0	36	3
Payne	611	236	119	174	0	131	126
Pittsburgh	641	250	101	89	19	160	219
Pontotoc	558	244	134	202	11	121	21
Pottawatomie	578	141	108	236	0	125	36
Pushmataha	129	38	28	38	0	23	29
Roger Mills	33	9	3	21	0	5	0
Rogers	361	107	69	161	20	37	0
Seminole	340	126	75	124	0	79	26
Sequoyah	279	112	39	27	3	106	131
Stephens	531	65	37	339	9	60	125
Texas	261	119	32	87	0	25	125
Tillman	57	21	9	14	0	7	24
Tulsa	4,101	2,463	1,282	713	25	329	23
Wagoner	373	119	71	56	13	120	130
Washington	683	211	88	345	0	142	21
Washita	101	42	17	36	0	29	1
Woods	163	105	7	15	0	20	85
Woodward	410	245	6	75	1	71	240
Out of State/Unknown	374	66	40	241	5	11	40
<b>Other Indicators</b>							
Any Alcohol/Drug Problem	9,150	3,684	5,216	417	20	1,218	1,004
Dual Diagnosis	2,019	1,532	437	0	2	472	322
Hispanic	979	356	116	442	7	102	98
Homeless	2,287	603	273	1,355	14	135	215
Indigent	28,847	13,330	5,829	6,507	513	5,944	4,164
SED (6-17)	689	395	8	0	0	231	148
SMI (If ever)	13,784	9,261	1,483	940	516	4,451	2,351

Notes: Information in this table is based on data reported to DMHSAS as of 01/01/2002. The same client may be counted in more than one category, e.g., clients can receive services under more than one contract source, in more than one "County of Residence," or may have multiple "Other Indicators." Please see Definition page for other considerations.



## Oklahoma Department of Mental Health and Substance Abuse Services

## Counts of Admitted Clients Served by Funding Source for Various Categories During FY2001

## Sex: Male Clients

	Total	Funding Source					
		Mental Health	Substance Abuse	Domestic Violence	Residential Care	Medicaid	Other
<b>Total</b>							
Unduplicated Count	28,210	12,402	10,842	2,642	927	3,747	4,241
<b>Agency Type</b>							
Community Mental Health	15,934	11,608	1,556	0	41	3,567	3,458
Domestic Violence and Sexual Assault	2,988	0	245	2,607	0	0	344
Hospital	1,782	1,171	0	0	0	216	497
Other	309	309	0	0	0	0	0
Residential Care	897	13	0	0	889	0	0
Substance Abuse	9,446	14	9,385	40	0	10	28
<b>Sex</b>							
Male	28,210	12,402	10,842	2,642	927	3,747	4,241
<b>Age</b>							
0-04	894	64	182	600	0	29	78
05-17	3,944	1,293	1,000	874	0	725	530
18-20	1,762	754	878	79	21	134	227
21-24	2,558	1,130	1,303	150	32	128	293
25-34	6,048	2,874	2,647	425	150	603	834
35-44	7,273	3,410	3,125	356	276	979	1,138
45-54	3,970	2,041	1,367	124	270	694	726
55-64	1,271	652	265	24	134	307	289
65-74	344	141	65	9	31	84	91
75-84	116	36	10	0	13	42	33
85+	30	7	0	1	0	22	2
<b>Race</b>							
White	20,580	9,628	7,418	1,611	685	2,849	3,331
Black	3,645	1,402	1,576	330	171	474	414
Native American	2,613	837	1,263	363	49	272	324
Hispanic	721	217	308	143	4	54	72
Asian	131	70	30	13	3	26	30
Two or More Races	1,094	407	380	196	25	97	77
Unknown	3	1	2	0	0	0	0
<b>Presenting Problem/Diagnosis</b>							
Alcohol Abuse	4,502	864	3,659	30	24	80	319
Developmental Disorder	1,333	720	25	9	170	343	281
Mood Disorder	6,344	4,873	486	9	217	1,080	1,186
Non Alcohol/Drug Related Organic	200	116	3	0	0	78	53
Other Non-Psychotic	2,402	1,754	61	0	1	469	500
Other Psychotic	2,544	1,703	103	0	378	531	541
Personality Disorder	65	52	7	0	0	16	3
Schizophrenia	2,590	1,678	111	0	39	1,130	621
Social Conditions	3,681	470	454	2,476	96	14	322
Substance Related	7,113	948	6,266	56	15	78	407
Unknown/Other	18	2	1	1	10	0	4
Deferred/No Diagnosis	125	5	11	62	22	0	52
<b>County of Residence</b>							
Adair	194	61	46	14	19	44	81
Alfalfa	206	31	169	0	0	5	21
Atoka	214	33	159	2	0	10	23
Beaver	21	12	4	4	0	2	11
Beckham	323	121	163	37	0	38	6

Notes: Information in this table is based on data reported to DMHSAS as of 01/01/2002. The same client may be counted in more than one category, e.g., clients can receive services under more than one contract source, in more than one "County of Residence," or may have multiple "Other Indicators." Please see Definition page for other considerations.

## Oklahoma Department of Mental Health and Substance Abuse Services

## Counts of Admitted Clients Served by Funding Source for Various Categories During FY2001

## Sex: Male Clients

	Funding Source						
	Total	Mental Health	Substance Abuse	Domestic Violence	Residential Care	Medicaid	Other
Blaine	116	79	16	16	0	15	7
Bryan	362	183	119	31	1	41	35
Caddo	241	73	86	13	0	30	92
Canadian	448	292	79	31	22	40	35
Carter	292	165	100	20	2	45	31
Cherokee	459	147	125	41	85	76	143
Choctaw	172	38	86	19	2	24	39
Cimarron	11	5	3	1	0	0	5
Cleveland	1,553	585	629	35	36	262	368
Coal	86	13	56	13	2	12	8
Comanche	1,189	338	216	112	28	269	648
Cotton	44	15	14	0	1	5	21
Craig	330	142	67	7	125	123	5
Creek	410	179	206	15	3	37	13
Custer	225	122	41	68	0	47	10
Delaware	217	101	95	9	11	20	3
Dewey	37	20	6	4	1	2	15
Ellis	53	30	9	5	0	6	22
Garfield	498	262	65	123	1	60	65
Garvin	309	157	88	62	0	40	32
Grady	452	255	118	23	1	62	47
Grant	20	10	2	0	1	11	5
Greer	43	20	21	0	0	2	5
Harmon	22	1	6	5	0	0	11
Harper	34	23	3	0	0	6	20
Haskell	102	42	28	2	4	17	39
Hughes	124	35	64	10	0	15	54
Jackson	249	59	61	64	1	33	83
Jefferson	34	14	12	1	0	3	13
Johnston	124	66	30	2	0	31	20
Kay	459	184	203	53	0	80	15
Kingfisher	105	66	33	4	0	6	4
Kiowa	101	58	27	6	0	24	13
Latimer	91	31	29	1	0	15	38
LeFlore	352	104	95	23	18	60	137
Lincoln	245	128	64	10	49	58	13
Logan	212	102	94	10	0	5	13
Love	50	34	15	4	0	6	4
Major	65	43	4	1	0	11	29
Marshall	137	69	45	5	0	20	17
Mayes	459	187	167	19	112	103	6
McClain	160	68	66	2	0	30	41
McCurtain	413	63	150	111	7	74	89
McIntosh	168	68	36	6	44	34	17
Murray	123	80	28	4	3	22	11
Muskogee	727	485	187	55	41	88	13
Noble	112	30	64	8	4	13	10
Nowata	74	23	32	11	1	8	5
Okfuskee	244	90	42	5	112	52	9
Oklahoma	4,785	2,447	1,760	276	57	606	334
Okmulgee	358	180	97	57	17	47	25
Osage	218	80	123	6	2	22	5
Ottawa	265	98	106	42	6	35	0

Notes: Information in this table is based on data reported to DMHSAS as of 01/01/2002. The same client may be counted in more than one category, e.g., clients can receive services under more than one contract source, in more than one "County of Residence," or may have multiple "Other Indicators." Please see Definition page for other considerations.

## Oklahoma Department of Mental Health and Substance Abuse Services

## Counts of Admitted Clients Served by Funding Source for Various Categories During FY2001

## Sex: Male Clients

	Funding Source						
	Total	Mental Health	Substance Abuse	Domestic Violence	Residential Care	Medicaid	Other
Pawnee	110	37	67	2	0	14	4
Payne	733	201	370	85	1	68	146
Pittsburgh	558	160	196	19	17	86	192
Pontotoc	510	212	182	151	18	86	31
Pottawatomie	613	171	266	134	0	56	41
Pushmataha	104	23	55	14	0	8	21
Roger Mills	33	14	9	10	0	1	3
Rogers	398	106	160	109	33	27	2
Seminole	430	163	129	138	2	52	30
Sequoyah	276	146	74	9	17	67	128
Stephens	378	104	111	76	12	37	137
Texas	169	63	69	19	0	13	60
Tillman	53	15	27	4	0	3	15
Tulsa	4,479	2,301	2,467	139	46	254	97
Wagoner	332	133	144	7	12	57	92
Washington	579	194	195	128	2	65	87
Washita	76	30	26	14	0	14	1
Woods	133	82	16	1	0	14	71
Woodward	331	210	15	26	2	57	194
Out of State/Unknown	265	81	73	78	4	8	37
<b>Other Indicators</b>							
Any Alcohol/Drug Problem	15,789	5,647	10,358	198	89	1,074	1,560
Dual Diagnosis	2,774	2,207	564	0	5	536	471
Hispanic	951	315	363	192	18	84	93
Homeless	2,029	981	611	412	33	134	173
Indigent	26,655	11,986	10,384	2,309	899	3,703	3,701
SED (6-17)	1,052	577	10	0	0	408	220
SMI (If ever)	11,337	8,253	1,984	102	923	2,674	2,074

Notes: Information in this table is based on data reported to DMHSAS as of 01/01/2002. The same client may be counted in more than one category, e.g., clients can receive services under more than one contract source, in more than one "County of Residence," or may have multiple "Other Indicators." Please see Definition page for other considerations.

## Oklahoma Department of Mental Health and Substance Abuse Services

## Counts of Admitted Clients Served by Funding Source for Various Categories During FY2001 SMI Clients

	Total	Funding Source					
		Mental Health	Substance Abuse	Domestic Violence	Residential Care	Medicaid	Other
<b>Total</b>							
Unduplicated Count	25,082	17,486	3,460	1,038	1,439	7,115	4,419
<b>Agency Type</b>							
Community Mental Health	22,212	16,596	1,557	0	64	6,991	3,718
Domestic Violence and Sexual Assault	1,081	0	97	1,022	0	0	79
Hospital	2,462	1,664	0	0	0	181	764
Other	351	351	0	0	0	0	0
Residential Care	1,394	33	0	0	1,379	0	0
Substance Abuse	2,164	6	2,134	18	0	20	9
<b>Sex</b>							
Female	13,767	9,250	1,479	936	516	4,447	2,351
Male	11,315	8,236	1,981	102	923	2,668	2,068
<b>Age</b>							
18-20	963	792	133	34	27	157	145
21-24	1,834	1,487	352	134	48	292	220
25-34	5,591	4,198	1,036	375	213	1,285	771
35-44	7,725	5,425	1,261	347	402	2,125	1,368
45-54	5,417	3,644	562	120	414	1,762	1,046
55-64	2,429	1,466	94	26	229	970	552
65-74	807	365	17	1	77	355	237
75-84	265	90	5	1	28	136	73
85+	51	19	0	0	1	33	7
<b>Race</b>							
White	20,142	14,056	2,657	793	1,099	5,634	3,607
Black	2,835	1,897	400	81	228	851	417
Native American	1,623	981	328	95	82	415	260
Hispanic	331	250	42	19	8	54	53
Asian	147	97	7	6	5	38	45
Two or More Races	717	462	97	54	29	153	46
Unknown	1	1	0	0	0	1	0
<b>Presenting Problem/Diagnosis</b>							
Alcohol Abuse	1,451	644	847	5	26	100	185
Developmental Disorder	496	187	13	3	250	62	44
Mood Disorder	12,389	9,571	827	4	332	3,021	1,830
Non Alcohol/Drug Related Organic	274	157	2	0	0	109	78
Other Non-Psychotic	2,371	1,853	61	0	2	614	261
Other Psychotic	4,251	2,710	153	0	605	1,189	885
Personality Disorder	154	128	13	0	0	38	8
Schizophrenia	4,091	2,513	135	0	51	2,007	923
Social Conditions	1,313	127	74	973	160	12	85
Substance Related	2,240	742	1,654	39	18	111	193
Unknown/Other	27	5	0	0	16	0	6
Deferred/No Diagnosis	65	12	2	16	39	0	1
<b>County of Residence</b>							
Adair	202	85	29	9	36	61	96
Alfalfa	35	22	5	1	0	11	17
Atoka	77	20	13	3	1	30	38
Beaver	19	17	2	0	0	4	16
Beckham	179	125	23	9	0	80	5
Blaine	81	60	6	4	0	22	9

Notes: Information in this table is based on data reported to DMHSAS as of 01/01/2002. The same client may be counted in more than one category, e.g., clients can receive services under more than one contract source, in more than one "County of Residence," or may have multiple "Other Indicators." Please see Definition page for other considerations.

## Oklahoma Department of Mental Health and Substance Abuse Services

## Counts of Admitted Clients Served by Funding Source for Various Categories During FY2001 SMI Clients

	Funding Source						
	Total	Mental Health	Substance Abuse	Domestic Violence	Residential Care	Medicaid	Other
Bryan	296	200	33	15	1	101	19
Caddo	152	46	13	6	0	57	99
Canadian	498	387	20	21	31	95	40
Carter	339	233	50	19	2	102	28
Cherokee	531	241	62	24	142	117	193
Choctaw	110	45	7	8	3	46	56
Cimarron	10	8	1	1	0	1	7
Cleveland	1,362	740	151	33	51	392	602
Coal	29	18	6	2	2	8	8
Comanche	627	227	48	24	52	189	487
Cotton	14	6	0	1	1	3	5
Craig	429	212	16	8	188	219	7
Creek	378	298	50	9	7	72	13
Custer	197	155	20	13	1	83	8
Delaware	222	162	19	10	11	73	1
Dewey	32	23	1	1	1	5	14
Ellis	28	21	2	1	0	4	15
Garfield	501	387	24	29	1	131	63
Garvin	248	173	33	10	0	83	40
Grady	488	326	25	27	1	176	47
Grant	20	6	1	0	1	13	6
Greer	30	24	1	0	0	9	5
Harmon	11	2	2	0	0	2	7
Harper	38	23	1	0	0	12	29
Haskell	101	38	4	2	8	35	62
Hughes	104	46	13	2	0	33	51
Jackson	127	47	12	3	1	40	76
Jefferson	20	12	2	1	0	2	11
Johnston	151	100	17	1	0	62	17
Kay	480	286	85	30	0	195	18
Kingfisher	97	80	5	2	0	18	8
Kiowa	84	59	5	2	0	34	8
Latimer	47	9	3	2	0	27	26
LeFlore	295	114	6	12	26	99	170
Lincoln	222	136	19	2	75	75	10
Logan	227	192	18	3	0	29	22
Love	49	35	8	1	0	15	4
Major	72	54	1	2	0	9	35
Marshall	120	76	11	3	0	52	14
Mayes	461	276	37	6	152	172	9
McClain	137	86	14	1	0	41	60
McCurtain	215	64	12	18	10	98	115
McIntosh	201	103	18	5	69	58	13
Murray	162	103	22	3	4	51	12
Muskogee	961	798	122	46	59	282	19
Noble	85	51	7	0	6	34	11
Nowata	64	45	5	4	1	18	2
Okfuskee	342	150	12	3	172	99	10
Oklahoma	4,594	3,313	510	121	89	1,239	456
Okmulgee	383	285	36	28	27	112	7
Osage	168	106	35	7	3	47	1
Ottawa	262	181	23	9	10	93	0
Pawnee	113	68	18	2	0	45	4

Notes: Information in this table is based on data reported to DMHSAS as of 01/01/2002. The same client may be counted in more than one category, e.g., clients can receive services under more than one contract source, in more than one "County of Residence," or may have multiple "Other Indicators." Please see Definition page for other considerations.

## Oklahoma Department of Mental Health and Substance Abuse Services

## Counts of Admitted Clients Served by Funding Source for Various Categories During FY2001 SMI Clients

	Funding Source						
	Total	Mental Health	Substance Abuse	Domestic Violence	Residential Care	Medicaid	Other
Payne	482	329	47	30	1	177	50
Pittsburgh	337	115	28	12	36	139	169
Pontotoc	541	342	94	60	29	193	35
Pottawatomie	382	217	44	41	0	102	61
Pushmataha	65	29	7	6	0	21	25
Roger Mills	19	14	5	0	0	5	1
Rogers	279	162	43	21	53	64	1
Seminole	322	193	45	32	2	114	38
Sequoyah	381	207	67	6	19	145	206
Stephens	204	69	7	21	21	67	129
Texas	76	57	6	5	0	14	55
Tillman	28	15	0	0	0	6	21
Tulsa	5,045	4,425	1,331	120	71	529	38
Wagoner	347	188	66	8	25	99	132
Washington	540	372	47	62	2	197	10
Washita	68	47	6	6	0	30	2
Woods	75	49	1	6	0	14	46
Woodward	234	161	4	11	3	49	171
Out of State/Unknown	191	112	21	28	8	12	47
<b>Other Indicators</b>							
Any Alcohol/Drug Problem	9,547	6,862	3,296	159	109	1,729	1,269
Dual Diagnosis	4,182	3,344	906	0	7	902	617
Hispanic	495	359	59	23	25	99	65
Homeless	2,049	1,380	392	213	47	242	265
Indigent	24,600	17,213	3,389	969	1,406	7,084	4,182
SMI (If ever)	25,082	17,486	3,460	1,038	1,439	7,115	4,419

Notes: Information in this table is based on data reported to DMHSAS as of 01/01/2002. The same client may be counted in more than one category, e.g., clients can receive services under more than one contract source, in more than one "County of Residence," or may have multiple "Other Indicators." Please see Definition page for other considerations.

## **Definitions of Terms and Categorization Variables**

---

The following are definitions of terms and categorization variables used in this Data Book report.

### **Admitted Clients Served**

Admitted Clients Served had an admission transaction in the ICIS before or during the report year and had received a service during the year. For this section, they are counted only once in the total for each level of aggregation. This is called an unduplicated count.

### **Age**

Client age is computed using the client's age at the middle of the fiscal year.

### **Contacts**

Individuals are counted as contacts when they call or visit an agency, but are not admitted.

### **Funding Source**

Funding Source helps identify the payment source of services. Frequently, clients receive services under multiple funding sources. The funding source categories for this report were Mental Health, Substance Abuse, Domestic Violence, Residential Care, Medicaid, and Other.

### **ICIS**

The Oklahoma Department of Mental Health and Substance Abuse Services maintains an agency-wide database, the Integrated Client Information System (ICIS), to which all Department-funded services and transactions are reported. The ICIS contains demographic and service information about clients and agencies.

### **List of Agencies by Type**

The following is a list of agencies by type that provided data during the Fiscal Year 2001:

**AGENCY TYPE****AGENCY NAME**

---

**Community Mental Health**

ASSOCIATED CENTERS FOR THERAPY, INC.  
BILL WILLIS MENTAL HEALTH  
CARL ALBERT CMHC  
CENTRAL OKLAHOMA CMHC  
CHISHOLM TRAIL COUNSELING SVC  
COMMUNITY COUNSELING CENTER  
CREEKS MENTAL HEALTH SERVICES  
EDWIN FAIR CMHC  
GRAND LAKE M.H.C.  
GREEN COUNTRY BEHAVIORAL HEALTH SERVICES  
HOPE COMMUNITY SERVICES, INC.  
JIM TALIAFERRO CMHC  
MENTAL HEALTH SERVICES OF SOUTHERN OKLAHOMA  
NORTH CARE CENTER  
OK COUNTY CRISIS INTERVENTION CENTER  
PARKSIDE, INC.  
RED ROCK BEHAVIORAL HEALTH SVC  
RED ROCK WEST  
WAGONER COMMUNITY HOSPITAL-BILL WILLIS  
WESTERN STATE PSYCHIATRIC CENTER  
WHEATLAND MH CTR, INC.

**Domestic Violence and Sexual Assault**

ACMI HOUSE INC  
ACTION ASSOCIATES, INC.  
CALL RAPE INC.  
COMMUNITY CRISIS CENTER, INC.  
CRISIS CONTROL CENTER  
DOMESTIC VIOLENCE PROGRAM OF NORTH CENTRAL OK.  
DOMESTIC VIOLENCE INTERVENTION SERVICES  
FAMILY CRISIS & COUNSELING CENTER  
FAMILY CRISIS CENTER, INC.  
FAMILY RESOURCE CENTER  
FAMILY SHELTER  
HELP-IN-CRISIS, INC.  
N.W. DOMESTIC CRISIS SERVICES  
NEW DIRECTIONS, INC.  
OKLMULGEE COUNTY FAMILY RESOURCE CENTER INC.  
PROJECT SAFE, INC.  
ROGERS CO COMMUNITY SERVICES  
S.O.S. FOR FAMILIES  
STEPHENS COUNTY VOLUNTEERS FOR CRISIS INTERVENTION  
STILLWATER DOMESTIC VIOLENCE SERVICE INC.  
TULSA SEXUAL ASSAULT NURSE EXAMINERS PROGRAM



**AGENCY TYPE****AGENCY NAME**

---

WOMEN IN SAFE HOMES, INC.  
WOMEN'S CRISIS SERVICES  
WOMEN'S SERVICE & FAMILY RESOURCE CENTER  
WOMENS RESOURCE CENTER  
YWCA CRISIS CENTER  
YWCA OF OKC CRISIS SERVICES

**Hospitals**

EASTERN STATE HOSPITAL  
GRIFFIN MEMORIAL HOSPITAL  
OKLAHOMA YOUTH CENTER

**Other Agencies**

CENTER FOR CHILDREN & FAMILIES  
CROSSROADS INCORPORATED  
DIVORCE VISITATION ARBITRATION  
PROJECT HEARTLAND  
SAFE HAVEN  
THUNDERBIRD CLUBHOUSE  
TRANSITION HOUSE INC.  
TULSA METROPOLITAN MINISTRY

**Residential Care**

ADA RESIDENTIAL CARE  
BOLEY RESIDENTIAL CARE HOME  
BOLEY RESIDENTIAL CARE HOME II  
CLETA'S COTTAGE  
COPP'S RESIDENTIAL CARE, INC.  
COUNTRY LANE RESIDENTIAL CARE HOME  
DON MENTZER FACILITY  
DOW RESIDENTIAL CARE HOME  
DUNCAN COMMUNITY RESIDENCE INC  
DYCO PROPERTIES, INC.  
EDNA LEE'S RESIDENTIAL CARE  
EL RENO RESIDENTIAL CARE  
FAIR OAKS  
GREEN ACRES  
HAV-TAPINC DBA, THE HARBOR  
HIGH CEDAR RESIDENTIAL CARE  
LAKE FRANCIS RETIREMENT CENTER  
LARI'S RES CARE  
MEADOW BROOK RESCARE  
MILLER COZY HOME, INC.  
NEW BEGINNING  
NORTH FORK RESIDENTIAL CARE  
ORCHARD GROVE  
PADEN RESIDENTIAL CARE  
PRAGUE ASSISTED LIVING CENTER  
RAMBLING ROSE RESIDENTIAL CARE  
SANTE FE RESIDENTIAL CARE

**AGENCY TYPE****AGENCY NAME****Substance Abuse**

SHERRYS OLD FASHIONED R & B  
SOUTHWEST RETIREMENT HOME, INC  
SUGAR MOUNTAIN RETREAT  
SUNNY ACRES BOARDING MANOR, INC.  
SUNNY ACRES RESIDENTIAL CARE

A BETTER CHANCE  
ADA AREA CHEMICAL DEPENDENCY CENTER, INC.  
ALPHA II, INC.  
BRIDGEWAY  
CAA TURNING POINT  
CARE FOR CHANGE, INC.  
CBTI-CREEK COUNTY  
CITIZEN POTOWATIOMI NATION  
COMMUNITY ALCOHOLISM SERVICES  
DRUG RECOVERY, INC.  
EAGLE RIDGE INSTITUTE  
EDMOND FAMILY SERVICES, INC.  
GATEWAY TO PREVENTION/RECOVERY  
HOMINY HEALTH SRVCS CTR INC.  
HOUSE OF HOPE, INC.  
HUMAN SKILLS & RESOURCES  
INDIAN HEALTH CARE RESOURCE CENTER  
KIAMICHI COUNCIL ON ALCOHOLISM  
LASTSTOP  
LATINO COMMUNITY DEVOLOMENT AGENCY  
LEFLORE COUNTY YOUTH & FAMILY SERVICES, INC.  
LIFE IMPROVEMENT CENTER  
LOGAN COUNTY YOUTH AND FAMILY SERVICES INC.  
METRO TULSA SUBSTANCE ABUSE SERVICES  
MONARCH, INC.  
MOORE ALCOHOL AND DRUG CENTER  
MUSKOGEE CO COUNCIL YTH SV  
N.E. OK COUNCIL ON ALCOHOLISM  
NAIC CENTER OF OKLAHOMA ALCOHOL & DRUG SERVICES, INC.  
NATIVE AMERICAN CENTER OF RECOVERY  
NEW DIRECTIONS  
NEW HOPE OF MANGUM  
NEXT STEP NETWORK, INC., (THE)  
NORMAN ALCOHOL AND DRUG TREATMENT CENTER  
NW SUBSTANCE TREATMENT CENTER  
OAKS BEHAVIORAL HEALTH CENTER, (THE)  
OPPORTUNITIES, INC.  
PAYNE CO COUNSELING SVC, INC.  
REFERRAL CENTER, (THE)  
ROADBACK, INC.  
ROGERS COUNTY DRUG ABUSE PROGRAM, INC.  
S.W. YOUTH & FAMILY SERVICES

## AGENCY TYPE

## AGENCY NAME

---

SECOND CHANCE CDU  
STARTING POINT II, INC.  
STREET SCHOOL, INC.  
TOTAL LIFE COUNSELING  
TRI-CITY SUBSTANCE ABUSE CTR  
TRI-CITY YOUTH & FAMILY CENTER  
TURNING POINT  
TWELVE & TWELVE, INC.  
VINITA ALCOHOL AND DRUG TREATMENT CENTER

## ODMHSAS

Refers to the Oklahoma Department of Mental Health and Substance Abuse Services.

## Other Indicators

There are several groups of clients that are of special interest because they have special treatment needs, state or federal requirements regarding their placement or the services they receive, or because they are part of a priority population. The definitions of these groups and criteria for their selection are provided below:

- **Custody of DHS**

The client, 18 years of age or younger, is in the custody of the Department of Human Services.

- **Custody of DOC**

The client is in the custody of the Department of Corrections. Clients under house arrest, electronic monitoring, or in prison are all considered to be in the custody of DOC. Clients on probation or parole are not.

- **Custody of OJA**

The client, 18 years of age or younger, is in the custody of the Office of Juvenile Affairs.

- **Deaf and Hearing Impaired**

Clients who are deaf, hard of hearing, or indicated the need for an interpreter for the deaf were grouped to form the Deaf and Hearing Impaired category.

- **Homeless**

A homeless person under ICIS criteria is a person who: (a) lacks a fixed, regular and adequate night time residence AND (b) has a primary night time residence that is a supervised publicly or privately operated shelter designed to provide temporary living accommodations including welfare hotels, congregate shelters, halfway houses, and transitional housing for the mentally ill; or an institution that provides a temporary residence for individuals intended to be institutionalized; or a public or private place not designed for, or ordinarily used as, a regular sleeping accommodation for human beings, not limited to people living on the streets. Individuals are considered homeless if they have lost their permanent residence, and are temporarily living in a shelter to avoid being on the street. Prisoners being released or in the custody of a correctional facility are not considered homeless at the time of admission for treatment. The definition also excludes persons in a hospital, residential care facility, commercial hotel/motel, supervised apartment, or living with parent/other relative (even if only temporarily). The definition does include domestic violence and sexual assault shelters, as the persons have fled a residence that is not adequate (i.e., not safe).

- **Legal Status**

Legal Status has three categories; Voluntary, Civil Involuntary, and Criminal Involuntary. The categories of legal status (with ICIS codes) are as follows:

**Voluntary.** These clients enter treatment voluntarily and are coded Voluntary Admission (01), Court Voluntary (02), Informal Admission (16), or Other (18).

**Civil Involuntary.** These clients are required by the court system to receive services, even though they may be reluctant. They are coded Court Commitment (03), Order of Detention (06), Juvenile Court Order (07), Transfer – Other Legal Entity (08), Court Ordered Juveniles in Need of Treatment, DHS given custody (10), Court Ordered Juveniles in Need of Treatment Parental Custody Retained (11), Emergency Detention (12), Continued Court Detention (13), 28-Day Court Commitment (14), or Protective Custody (17).

**Criminal Involuntary.** These clients are required to receive services because they have been accused of or have committed a crime. Codes include the following; Incompetent to Stand Trial (04), Not Guilty by Reason of Insanity (05), Court Order for Observation and Evaluation (09), Court Referred DUI Clients (15), Criminal Hold (20), or Court Commit with Hold (21).

- **Adults with Serious Mental Illness (SMI)**

SMI denotes clients who have been identified **at any time** as having a serious mental illness using the formal ODMHSAS definition. According to this definition, an Adult with a Serious Mental Illness must be an individual 18 years of age or older.

- **Children with a Serious Emotional Disturbance (SED)**

SED refers to children who meet departmental criteria for having a Serious Emotional Disturbance.

- **Any Alcohol/Drug Problem**

A substance abuse client is one who has one or more DSM-IV Axis I primary, secondary or tertiary diagnoses from categories 1.a. or 1.b. (in the Dual Diagnosis definition below) or one or more ICIS Substance Abuse Related Problems (710-731, 741-743). Clients identified only as co-dependents are not identified as substance abusers.

- **Dual Diagnosis Client**

A dual diagnosis client is one who meets the criteria for having a substance abuse diagnosis from categories 1.a. or 1.b. below and meets the criteria for a mental illness based on one or more DSM-IV Axis II primary, secondary, or tertiary diagnoses from categories 2.a. through 2.e. below.

- 1.a. Psychoactive Substance Induced Organic Disorders: 291.0-291.8, 292.0-292.83, 292.89-282.99
- b. Psychoactive Substance Use Disorders: 303.0-305.99.
- 2.a. Schizophrenia: 295.10, 295.20, 295.30, 295.40, 295.60, 295.70, 295.90
- b. Delusional (Paranoid) Disorder: 297.1
- c. Other Psychotic Disorders: 295.40, 295.70, 297.3, 298.8, 298.9, 297.1, 297.3
- d. Mood Disorders: 296.20-296.7
- e. Borderline Personality Disorder: 301.83

- **Indigent**

A person whose applicable income falls at or below 200% of the Federal Poverty Level is considered indigent. To determine whether the client was indigent, the household gross annual income must have been reported. The ODMHSAS eligibility criteria for indigence are based on the weighted average poverty

thresholds provided annually by the U. S. Department of Commerce. The following table presents the threshold levels for FY01.

**Oklahoma Department of Mental Health and Substance Abuse Services  
Eligibility Criteria  
Indigence Threshold  
(200% of Federal Poverty Guideline)**

Number of Persons in Household	Household Gross Annual Income
1	\$16,700
2	\$22,500
3	\$28,300
4	\$34,100
5	\$39,900
6	\$45,700
7	\$51,500
8	\$57,300
9 or more	Add \$ 5,800 to \$57,300 for each additional person

## Presenting Problem/Diagnosis

Categories for this variable are based on the DSM-IV primary diagnosis or primary presenting problem. If the admitting agency has clinicians qualified to make a diagnosis, the diagnosis is used, otherwise, a presenting problem is used to define a client's category.

Categories	Codes
<b>Developmental Disorders</b>	
DSM-IV Codes:	302.5-302.69, 302.85, 307-307.39, 307.5-307.99, 309.21, 312-312.29, 312.9-313.21, 313.81-313.89, 314-314.99, 315-319.99, 299-299.99
Presenting Problems:	210, 240
<b>Non Alcohol/Drug Related Organic</b>	
DSM-IV Codes:	290-290.99, 293-293.83, 294-294.80, 310-310.10
<b>Alcohol Abuse</b>	
DSM-IV Codes:	291-291.99, 293.9, 303-303.99, 305-305.02
Presenting Problems:	741, 710, 711
<b>Other Substance Abuse</b>	
DSM-IV Codes:	305.1-305.99, 292-292.99, 304-304.99
Presenting Problems:	742, 743, 744, 720-731
<b>Schizophrenia</b>	
DSM-IV Codes:	295 (excluding 295.4, 295.7)
<b>Other Psychotic</b>	
DSM-IV Codes:	297-298.9, 295.40, 294.9, 295.70
Presenting Problems:	510-530, 650
<b>Mood Disorders</b>	
DSM-IV Codes:	296-296.99 301.13, 300.4-300.49, 293.89, 311-311.99
Presenting Problems:	500-503

Categories	Codes
<b>Other Non-Psychotic</b>	
DSM-IV Codes:	300-300.39, 300.6-300.99, 302-302.49, 302.7-302.84, 302.89-302.99, 307-4-307.49, 307.8, 312.8, 308.3-309.19, 309.23-309.99, 312.3, 316-316.99, 780.50
<b>Personality Disorders</b>	
DSM-IV Codes:	301-301.9
<b>Social Conditions</b>	
DSM-IV Codes:	V40.00-V40.60, V61-V71.02, 955.5-995.81
Presenting Problems:	740, 450, 620-632, 311-420
<b>Deferred/No Diagnosis</b>	
DSM-IV Codes:	799.9-799.90, V71.09
Presenting Problems:	110, 130

## Race

Clients who selected more than one category from the choices below, indicating their race, are grouped in the Two or More Races category. The Unknown category was utilized to group Clients who made no selection from the choices below indicating their race.

The following groupings are used for reporting race:

- White
- Black
- Native American
- Hispanic
- Asian
- Two or More Races
- Unknown

## Units of Service: Day and Hourly

The time provider agency staff spend delivering services to or for service recipients is reported in days, parts of days or minutes (summed to hours). Following is a list of codes and descriptions for services funded by DMHSAS in FY01.



Services	Category	Code	Description
Day	Crisis Stabilization	002E	Crisis Stabilization
	Detoxification	002B	Detoxification
		001B	Medical Detoxification
		002C	Non-medical Detoxification (social)
		002K	Non-medical Detoxification
	Housing	003M	Dependent Children Of Substance Abuse in Halfway House
		003N	Dependent Children Of Substance Abuse In Residential Treatment
		003G	Domestic Violence Residential Shelter For Primary Victims
		003H	Domestic Violence Residential Shelter For Dependents
		003P	Enhanced Residential Care
		004E	Family Self Sufficiency Program
		003B	Halfway House
		003A	Halfway House Services for Pregnant and Postpartum Women
		003S	Halfway House Services for Women with Dependent Children
		003T	Halfway House Service for Dually Diagnosed
		003Y	Halfway House Services for Adolescents
		003C	Independent Living Training Program
		003V	Permanent Congregate Housing with Onsite Support
		003Z	Permanent Congregate House
		003K	Residential Care
		003Q	Safe Haven
		003I	Short-term Emergency Shelter
		003F	Sponsored Family Program
		003J	Sponsored Housing Program
		003E	Supervised Housing
	003R	Transitional Living	
	Inpatient	001D	Acute Inpatient
		001C	Acute Medical Care
		001A	Intermediate Inpatient
	Residential Treatment	002Q	Enhanced Residential Treatment - Mental Health
		002N	Intensive Residential Substance Abuse Treatment
		002R	Intensive Residential Treatment
		002P	Intensive Residential Treatment - Mental Health
		002A	Residential Treatment (Substance Abuse & Mental Health)
		002G	Residential Treatment for Adolescents

<b>Services</b>	<b>Category</b>	<b>Code</b>	<b>Description</b>
		002H	Residential Treatment for Women with Dependent Children
		002J	Residential Treatment Dually Diagnosed
		002S	Residential Treatment
		002M	Services to Dependent Children of Substance Abuse Clients in Residential Treatment
<b>Hourly</b>			
	Evaluation/Assessment		
		106	Clinical Testing
		100	Competency Evaluation
		102	Court Related Evaluation
		104	DUI Assessment
		110	Evaluation and Assessment
		101	Evaluation/assessment
		107	Group Assessment
		138	Institution Based SA Screening
		105	Referral
		300	Treatment Plan Review
		400	Treatment Planning
	Counseling		
		132	Family/marital
		137	Family/Marital Counseling (Mental Health Professional)
		131	Group Counseling
		136	Group Counseling (Mental Health Professional)
		135	Individual Counseling (Mental Health Professional)
		130	Individual Counseling
		241	Peer Counseling
		249	Staff Time Providing Support Group Service (Project Heartland)
	Crisis Intervention		
		133	Crisis Intervention Counseling
		134	Crisis Intervention Telephone
		120	Emergency/Crisis (face/face)
		121	Emergency/Crisis (telephone)
		123	Mobile Crisis Service
	Case Management		
		212	Case Management
		225	Case Management
		226	Case Management
		204	Client Advocacy
		213	Intensive Case Management
	Physician/Lab Services		
		305	Medical Review
		308	Medication Delivery
		304	Pharmacological Management
	Other Day Services		
		004C	Day School/6 Hours

<b>Services</b>	<b>Category</b>	<b>Code</b>	<b>Description</b>
		434	Intensive Outpatient Services - Group
		433	Intensive Outpatient Services - Individual
	Other Outpatient Services	500	Consultation
		109	Court Related Services
		210	Disaster Support Service
		590	Divorce Visitation Arbitration
		501	Education
		190	Gate-keeping
		207	Home-based Care
		565	Institution-based Substance Abuse Treatment
		570	Job Retention Support
		252	PACT Timeline Development
		506	Sexual Assault Nurse Examiner (SANE) Training
		504	System Support
		503	Training
		505	Treatment Team Meeting
	Outreach	551	Community Outreach
		553	Community Outreach to Children
		552	Intensive Outreach to Children
		550	Outreach
		561	Prevention Type Activities
		560	Substance Abuse Early Intervention
	Rehabilitation	203	Client Education
		242	Consumer Drop-in Center
		430	Day Treatment Hourly
		217	Group Rehabilitative Treatment
		216	Individual Rehab Treatment
		431	Psycho-social Hourly
		205	Resource Skills Development
		251	Resource Skills Development by Peers
		224	Substance Abuse Dx\Prob-Related Education (Family)
		219	Substance Abuse Dx\Prob-Related Education (Group)
		218	Substance Abuse Dx\Prob-Related Education (Individual)
		211	Substance Abuse Dx\Prob-Related Education
		202	Socialization
	Vocational	243	Employment Training
		245	Pre-vocational
		244	Vocational Training

**Various Categories:**

In response to many special report requests in past years, the special reports table was generated to address the majority of those requests.

## **Description of Sections and Tables**

---

The Data Book consists of two sections. The first section displays Counts of Admitted Clients Served by Funding Source for Sex, Age, Race, Presenting Problem/Diagnosis, County of Residence, and Other Indicators. The second section presents Counts of Day and Hourly Units of Service by Funding Source for Admitted Clients and Contacts. Each section contains six tables presenting data for 1) Statewide Total, 2) Agency, 3) Agency Type, 4) Count of Residence, 5) Planning Area, and 6) Various Categories.

### **Section One: Admitted Clients Served by Funding Source**

Admitted Clients Served are clients who have an admission transaction in the ICIS before or during the report year and had received a service during the report year. For this section, they are counted only once in the total for each level of aggregation or category in which they appear. This is called an unduplicated count. For example, a client may receive services at one hospital and then receive services at another hospital in the same year. This client would be counted twice (once at each hospital) in the agency report, but only once in the agency type and statewide tables. Because information such as age and sex should remain constant (except for data entry errors), counts for categories of these variables will sum to the total clients served on each table. Variables that might change from admission at one facility to admission at another or over time, (e.g., legal status, diagnosis, and target population) can be counted in more than one category and should not be summed.

This section shows only clients who were admitted for services and excludes contacts. It enumerates admitted clients, but further limits the counts to specific subgroups of the client population. Each individual counted has received a service at some time during the year regardless of the year he/she was admitted. Clients are grouped by frequently referenced demographics: Sex, Age, Race, Presenting Problem/Diagnosis, County of Residence, and Other Indicators. A client may be in more than one of these groups, or a client's group may change during the year. As a result, the sum of target populations exceeds the total number served. However, for any given population, the age, race, and sex, which do not change (age is calculated as of a single point in time), are unduplicated counts and should equal the total.

## **Section Two: Units of Service by Funding Source**

This section helps to quantify the Department's impact on the community by reporting the total number of individuals identified as receiving a service during the fiscal year. It also presents Summaries for all types of services funded through the ODMHSAS.

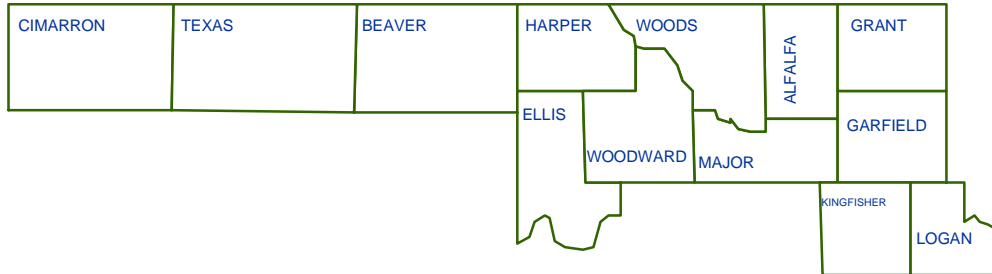
Individuals are counted as contacts when they call or visit an agency, but are not admitted. In general, a person can be reported as a contact twice at the same agency within a twelve-month period, but services are not given a third time without an admission. A client can also seek services at another agency and be counted as a contact there. In the Data Book report, an agency's contact counts exclude individuals who are subsequently admitted there. Additionally, two types of contacts are excluded from counts: Emergency Contacts and Group Contacts. In these cases, individuals are not identified and their addition would likely produce duplicated counts. However, the services to those individuals are reported.

---

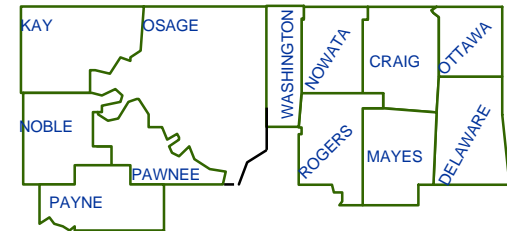
OKLAHOMA DEPARTMENT OF MENTAL HEALTH  
AND SUBSTANCE ABUSE SERVICES

# Planning Areas

Northwest



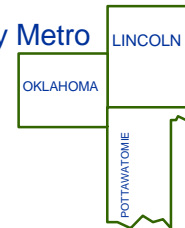
Northeast



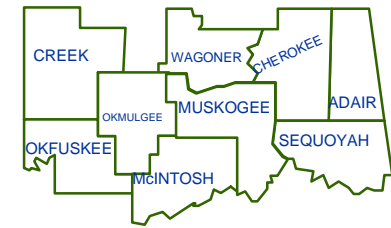
Tulsa Metro



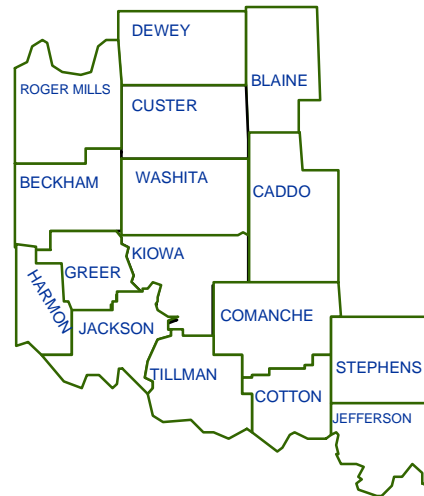
Oklahoma City Metro



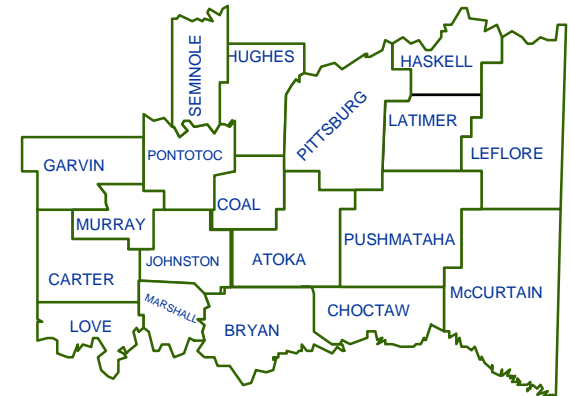
East Central



Central



Southwest



Southeast