

data

BOOK FOR FISCAL YEAR 2002

Section One:
Admitted Clients Served by Funding
Source

Table 6. Counts of Admitted Clients
Served for Various Categories

DATA BOOK FOR FISCAL YEAR 2002

Published by

Oklahoma Department of Mental Health and Substance Abuse
Services

Prepared by

Ali Akour, Ph.D.

Data Analyst, Evaluation and Data Analysis Section
Decision Support Services

2002

Terry Cline, Ph.D., Commissioner
Steve Davis, Ph.D., Director of Decision Support Services
Mark Reynolds, Ed. D., Evaluation & Data Analysis Data Projects Manager

Public Domain Notice

The Data Book for Fiscal Year 2002 is in the public domain and may be reproduced or copied without permission from the Oklahoma Department of Mental Health and Substance Abuse Services. However, this publication may not be reproduced or distributed for a fee without the specific, written authorization of Oklahoma Department of Mental Health and Substance Abuse Services. Citation of the source is appreciated.

Electronic Access to Publication

This publication is available on the World Wide Web at:
<http://www.odmhsas.org/databooks.htm>

How to Contact Us

**Oklahoma Department of Mental Health and Substance Abuse Services
Evaluation and Data Analysis Section**

P.O. Box 53277
Oklahoma City, OK 73152-3277
(405) 522-3813

Contents

Introduction

Section One: Admitted Clients Served by Funding Source

- Table 1. Counts of Admitted Clients Served for **Statewide Total**
- Table 2. Counts of Admitted Clients Served for each **Agency**
- Table 3. Counts of Admitted Clients Served for each **Agency Type**
- Table 4. Counts of Admitted Clients Served for each **County of Residence**
- Table 5. Counts of Admitted Clients Served for each **Planning Area**
- Table 6. Counts of Admitted Clients Served for **Various Categories**

Section Two: Units of Service by Funding Source

- Table 7. Counts of Day and Hourly Services Provided for **Statewide Total**
- Table 8. Counts of Day and Hourly Services Provided for each **Agency**
- Table 9. Counts of Day and Hourly Services Provided for each **Agency Type**
- Table 10. Counts of Day and Hourly Services Provided for each **County of Residence**
- Table 11. Counts of Day and Hourly Services Provided for each **Planning Area**
- Table 12. Counts of Day and Hourly Services Provided for **Various Categories**

Appendix

Definitions of Terms and Categorization Variables

Descriptions of Sections and Tables

Map of Planning Areas

DATA BOOK FOR FISCAL YEAR 2002

Introduction

Prior to Fiscal Year 1999, any client seen at an Oklahoma Department of Mental Health and Substance Abuse Services (ODMHSAS) contracted facility was reported, regardless of who paid for the service. Starting with Fiscal Year 1999, only clients funded in full or in part by ODMHSAS were reported. Therefore, previous years' reported client counts will be larger than in following years.

During the Fiscal Year 2002, the State of Oklahoma expenditures on community mental health services, inpatient facilities, substance abuse services, domestic violence/sexual assault services, and departmental management amounted to approximately \$192 million dollars. An unduplicated total of approximately 88,941 recipients were served system-wide in FY 2002. The unduplicated total of 88,941 recipients consists of 60,556 recipients that were admitted and served and 28,385 recipients that were contacts. The Data Book report is generated to provide basic information about these recipients and services they received for policy makers, interest groups, and others working to improve the quality of life for those in need.

The Data Book report is produced by the Evaluation and Data Analysis Section of the Decision Support Services Division at the Oklahoma Department of Mental Health and Substance Abuse Services (ODMHSAS). The report summarizes demographic information and services for clients served in agencies operated by or funded through ODMHSAS. To create the Data Book report, data are extracted from the ODMHSAS Integrated Client Information System (ICIS). ICIS contains demographic and service information about service recipients and agencies.

To meet the specific needs of a variety of entities, the Data Book report consists of two separate sections: Admitted Clients Served by Funding Source; Units of Service by Funding Source. The sections are then divided into tables and each table presents a different view of the data. Definitions of terms and a Map of Planning Areas are also provided.

Oklahoma Department of Mental Health and Substance Abuse Services

Counts of Admitted Clients Served by Funding Source for Various Categories During FY2002

Age: < 18

	Total	Funding Source					
		Mental Health	Substance Abuse	Domestic Violence	Residential Care	Medicaid	Other
Total							
Unduplicated Count	8,859	3,130	1,930	2,967	0	1,032	1,082
Agency Type							
Community Mental Health	3,690	2,980	39	0	0	779	888
Domestic Violence and Sexual Assault	2,981	0	22	2,911	0	0	104
Hospital	426	115	0	0	0	285	94
Other	47	47	0	0	0	0	0
Substance Abuse	1,942	12	1,873	69	0	0	0
Sex							
Female	3,976	1,388	744	1,498	0	446	462
Male	4,883	1,742	1,186	1,469	0	586	620
Age							
0-04	1,782	143	362	1,234	0	27	100
05-17	7,077	2,987	1,568	1,733	0	1,005	982
Race							
White	5,774	2,344	1,218	1,628	0	698	789
Black	938	246	211	391	0	124	80
Native American	900	208	266	349	0	97	76
Hispanic	502	108	96	272	0	38	46
Asian	45	7	10	22	0	6	7
Two or More Races	804	224	148	341	0	74	84
Presenting Problem/Diagnosis							
Alcohol Abuse	179	4	173	0	0	3	1
Developmental Disorder	1,345	1,041	15	2	0	312	328
Mood Disorder	1,292	889	14	3	0	437	349
Other Non-Psychotic	1,216	966	16	0	0	255	248
Other Psychotic	58	34	0	0	0	26	20
Personality Disorder	1	1	0	0	0	0	0
Schizophrenia	14	12	0	0	0	7	3
Social Conditions	3,720	185	645	2,876	0	7	88
Substance Related	1,109	25	1,075	1	0	4	12
Deferred/No Diagnosis	106	0	0	85	0	0	35
County of Residence							
Adair	128	28	4	31	0	6	77
Alfalfa	18	15	4	0	0	3	12
Atoka	9	1	3	4	0	0	2
Beaver	9	6	1	0	0	3	5
Beckham	85	37	18	31	0	17	0
Blaine	66	37	5	22	0	15	1
Bryan	126	62	7	56	0	1	5
Caddo	75	7	37	16	0	19	13
Canadian	241	151	40	49	0	7	4
Carter	71	21	11	33	0	8	4
Cherokee	173	16	7	119	0	1	44
Choctaw	16	0	7	7	0	2	0
Cimarron	8	6	1	1	0	1	3
Cleveland	565	263	137	76	0	181	90
Coal	18	7	4	7	0	0	5
Comanche	454	69	8	144	0	186	248
Cotton	16	5	0	1	0	12	11

Notes: Information in this table is based on data reported to DMHSAS as of 07/01/2002. The same client may be counted in more than one category, e.g., clients can receive services under more than one contract source, in more than one "County of Residence," or may have multiple "Other Indicators." Please see Definition page for other considerations.

Oklahoma Department of Mental Health and Substance Abuse Services

Counts of Admitted Clients Served by Funding Source for Various Categories During FY2002

Age: < 18

	Funding Source					
	Total	Mental Health	Substance Abuse	Domestic Violence	Residential Care	Medicaid Other
Craig	32	6	15	11	0	0
Creek	75	50	11	10	0	1
Custer	94	17	10	57	0	20
Delaware	71	24	15	28	0	5
Dewey	9	2	2	3	0	0
Ellis	14	5	1	6	0	4
Garfield	197	37	25	130	0	8
Garvin	82	53	9	14	0	6
Grady	203	78	94	32	0	11
Grant	5	3	2	0	0	0
Greer	13	2	4	6	0	3
Harmon	11	0	1	10	0	0
Harper	8	1	0	3	0	1
Haskell	47	7	8	27	0	8
Hughes	29	10	5	8	0	7
Jackson	93	12	15	49	0	21
Jefferson	9	0	0	6	0	3
Johnston	23	9	2	11	0	0
Kay	161	74	10	78	0	3
Kingfisher	56	40	7	8	0	3
Kiowa	25	3	2	8	0	15
Latimer	28	1	20	3	0	4
LeFlore	169	3	72	94	0	1
Lincoln	95	66	12	13	0	6
Logan	81	28	34	17	0	2
Love	28	13	3	9	0	2
Major	31	14	0	5	0	15
Marshall	49	31	7	9	0	4
Mayes	100	48	12	33	0	8
McClain	53	22	10	11	0	14
McCurtain	116	20	42	37	0	34
McIntosh	38	24	1	7	0	8
Murray	24	11	1	10	0	5
Muskogee	284	193	29	65	0	1
Noble	5	2	0	2	0	1
Nowata	15	5	6	2	0	0
Okfuskee	53	38	0	6	0	10
Oklahoma	1,571	560	523	406	0	92
Okmulgee	144	93	4	36	0	15
Osage	132	74	50	10	0	0
Ottawa	69	11	26	28	0	1
Pawnee	16	8	3	5	0	0
Payne	116	15	20	54	0	4
Pittsburgh	159	51	32	54	0	41
Pontotoc	111	41	25	43	0	5
Pottawatomie	212	40	85	78	0	15
Pushmataha	19	0	11	6	0	2
Roger Mills	11	1	0	10	0	0
Rogers	90	16	24	50	0	0
Seminole	126	45	26	54	0	5
Sequoyah	74	24	8	21	0	3
Stephens	133	15	9	102	0	9
Texas	160	63	9	74	0	25

Notes: Information in this table is based on data reported to DMHSAS as of 07/01/2002. The same client may be counted in more than one category, e.g., clients can receive services under more than one contract source, in more than one "County of Residence," or may have multiple "Other Indicators." Please see Definition page for other considerations.

Oklahoma Department of Mental Health and Substance Abuse Services

Counts of Admitted Clients Served by Funding Source for Various Categories During FY2002

Age: < 18

	Total	Funding Source					Other
		Mental Health	Substance Abuse	Domestic Violence	Residential Care	Medicaid	
Tillman	41	2	6	29	0	6	3
Tulsa	680	232	229	217	0	34	2
Wagoner	104	46	25	20	0	40	36
Washington	151	26	51	68	0	2	11
Washita	32	8	0	20	0	8	0
Woods	54	38	7	4	0	11	39
Woodward	117	49	3	25	0	28	74
Out of State/Unknown	166	1	0	164	0	0	2
Other Indicators							
Any Alcohol/Drug Problem	1,633	241	1,265	6	0	139	97
Dual Diagnosis	68	32	0	0	0	28	18
Hispanic	704	168	131	350	0	61	73
Homeless	1,094	50	38	1,003	0	3	15
Indigent	8,271	2,877	1,834	2,831	0	995	927
SED (6-17)	2,047	1,389	16	0	0	633	507
SMI (If ever)	23	19	2	3	0	6	6

Notes: Information in this table is based on data reported to DMHSAS as of 07/01/2002. The same client may be counted in more than one category, e.g., clients can receive services under more than one contract source, in more than one "County of Residence," or may have multiple "Other Indicators." Please see Definition page for other considerations.

Oklahoma Department of Mental Health and Substance Abuse Services

Counts of Admitted Clients Served by Funding Source for Various Categories During FY2002

Age: 12 to 17

	Total	Funding Source					
		Mental Health	Substance Abuse	Domestic Violence	Residential Care	Medicaid	Other
Total							
Unduplicated Count	4,143	1,755	1,368	539	0	607	586
Agency Type							
Community Mental Health	2,025	1,658	22	0	0	408	491
Domestic Violence and Sexual Assault	538	0	0	533	0	0	14
Hospital	355	101	0	0	0	228	85
Other	9	9	0	0	0	0	0
Substance Abuse	1,359	7	1,347	6	0	0	0
Sex							
Female	1,892	822	483	367	0	287	278
Male	2,251	933	885	172	0	320	308
Age							
05-17	4,143	1,755	1,368	539	0	607	586
Race							
White	2,892	1,321	893	330	0	417	458
Black	358	127	119	61	0	64	36
Native American	447	126	212	62	0	64	40
Hispanic	202	65	83	37	0	28	20
Asian	20	4	9	4	0	2	4
Two or More Races	275	117	65	50	0	37	28
Presenting Problem/Diagnosis							
Alcohol Abuse	178	4	172	0	0	3	1
Developmental Disorder	628	523	10	0	0	119	133
Mood Disorder	1,006	674	6	2	0	340	275
Other Non-Psychotic	532	411	4	0	0	129	123
Other Psychotic	44	26	0	0	0	18	17
Personality Disorder	1	1	0	0	0	0	0
Schizophrenia	14	12	0	0	0	7	3
Social Conditions	735	99	111	516	0	4	23
Substance Related	1,107	25	1,073	1	0	4	12
Deferred/No Diagnosis	21	0	0	20	0	0	1
County of Residence							
Adair	61	20	4	6	0	4	41
Alfalfa	7	7	1	0	0	2	6
Atoka	5	1	2	1	0	0	2
Beaver	8	5	1	0	0	3	4
Beckham	34	18	11	6	0	8	0
Blaine	40	33	3	3	0	12	1
Bryan	31	21	5	3	0	1	3
Caddo	47	5	29	4	0	14	7
Canadian	102	66	25	9	0	5	3
Carter	18	5	1	5	0	8	1
Cherokee	44	11	1	15	0	0	23
Choctaw	11	0	7	3	0	1	0
Cimarron	6	4	1	1	0	1	1
Cleveland	377	183	114	7	0	126	81
Coal	3	0	3	0	0	0	0
Comanche	151	30	3	15	0	65	115
Cotton	7	3	0	0	0	7	5
Craig	18	4	12	2	0	0	0

Notes: Information in this table is based on data reported to DMHSAS as of 07/01/2002. The same client may be counted in more than one category, e.g., clients can receive services under more than one contract source, in more than one "County of Residence," or may have multiple "Other Indicators." Please see Definition page for other considerations.

Oklahoma Department of Mental Health and Substance Abuse Services

Counts of Admitted Clients Served by Funding Source for Various Categories During FY2002

Age: 12 to 17

	Funding Source						
	Total	Mental Health	Substance Abuse	Domestic Violence	Residential Care	Medicaid	Other
Creek	36	27	7	3	0	0	0
Custer	31	11	4	10	0	12	0
Delaware	35	11	15	6	0	4	0
Dewey	3	1	0	0	0	0	2
Ellis	6	4	0	0	0	4	4
Garfield	62	16	4	39	0	3	4
Garvin	55	36	5	7	0	6	9
Grady	135	43	85	3	0	8	1
Grant	3	3	0	0	0	0	0
Greer	4	1	1	2	0	1	1
Harmon	3	0	1	2	0	0	0
Harper	5	1	0	0	0	1	5
Haskell	17	6	8	1	0	4	0
Hughes	10	3	1	2	0	4	0
Jackson	46	8	12	15	0	13	14
Jefferson	2	0	0	2	0	0	0
Johnston	8	4	0	4	0	0	1
Kay	60	41	2	15	0	3	0
Kingfisher	37	30	3	4	0	2	3
Kiowa	11	2	1	2	0	8	2
Latimer	17	1	14	0	0	2	0
LeFlore	84	2	67	15	0	1	1
Lincoln	65	51	8	2	0	4	2
Logan	47	25	13	7	0	1	4
Love	6	5	0	1	0	1	1
Major	20	11	0	0	0	10	17
Marshall	18	9	4	3	0	4	0
Mayes	43	27	9	5	0	3	2
McClain	28	12	8	0	0	9	4
McCurtain	65	10	33	14	0	17	3
McIntosh	28	19	1	2	0	8	1
Murray	13	10	1	0	0	5	0
Muskogee	114	100	9	5	0	0	0
Noble	3	2	0	0	0	1	0
Nowata	9	3	3	2	0	0	1
Okfuskee	27	24	0	0	0	5	0
Oklahoma	691	273	325	40	0	65	36
Okmulgee	73	59	1	6	0	10	3
Osage	92	42	48	3	0	0	0
Ottawa	40	8	26	5	0	1	0
Pawnee	7	4	3	0	0	0	0
Payne	36	5	18	10	0	2	4
Pittsburgh	77	35	16	6	0	27	13
Pontotoc	45	13	16	15	0	3	3
Pottawatomie	115	25	66	17	0	11	2
Pushmataha	12	0	10	0	0	2	0
Roger Mills	2	0	0	2	0	0	0
Rogers	41	10	16	15	0	0	0
Seminole	54	25	10	17	0	4	2
Sequoyah	28	13	0	5	0	2	19
Stephens	32	7	6	14	0	7	7
Texas	66	34	8	14	0	9	33
Tillman	10	1	2	4	0	4	1

Notes: Information in this table is based on data reported to DMHSAS as of 07/01/2002. The same client may be counted in more than one category, e.g., clients can receive services under more than one contract source, in more than one "County of Residence," or may have multiple "Other Indicators." Please see Definition page for other considerations.

Oklahoma Department of Mental Health and Substance Abuse Services

Counts of Admitted Clients Served by Funding Source for Various Categories During FY2002

Age: 12 to 17

	Total	Funding Source					
		Mental Health	Substance Abuse	Domestic Violence	Residential Care	Medicaid	Other
Tulsa	403	148	207	48	0	25	2
Wagoner	34	18	5	4	0	13	12
Washington	84	18	48	18	0	2	1
Washita	11	2	0	7	0	4	0
Woods	24	19	2	1	0	6	20
Woodward	64	29	2	4	0	18	52
Out of State/Unknown	36	1	0	34	0	0	1
Other Indicators							
Any Alcohol/Drug Problem	1,628	241	1,262	6	0	137	97
Dual Diagnosis	68	32	0	0	0	28	18
Hispanic	257	93	94	44	0	39	26
Homeless	149	8	8	132	0	1	2
Indigent	3,793	1,618	1,274	491	0	587	475
SED (6-17)	1,281	856	13	0	0	406	322
SMI (If ever)	22	19	2	2	0	6	6

Notes: Information in this table is based on data reported to DMHSAS as of 07/01/2002. The same client may be counted in more than one category, e.g., clients can receive services under more than one contract source, in more than one "County of Residence," or may have multiple "Other Indicators." Please see Definition page for other considerations.

Oklahoma Department of Mental Health and Substance Abuse Services

Counts of Admitted Clients Served by Funding Source for Various Categories During FY2002

Age: 18 to 64

	Total	Funding Source					
		Mental Health	Substance Abuse	Domestic Violence	Residential Care	Medicaid	Other
Total							
Unduplicated Count	50,162	25,716	15,894	7,001	1,405	7,685	6,977
Agency Type							
Community Mental Health	29,934	24,321	2,007	0	66	7,587	5,696
Domestic Violence and Sexual Assault	7,533	0	383	6,939	0	0	770
Hospital	3,213	2,532	0	0	0	173	607
Other	914	768	146	0	0	0	0
Residential Care	1,364	29	0	0	1,348	0	0
Substance Abuse	13,812	18	13,720	76	0	0	49
Sex							
Female	26,509	13,713	6,188	5,749	501	4,849	3,536
Male	23,653	12,003	9,706	1,252	904	2,836	3,441
Age							
18-20	3,278	1,506	1,291	534	21	200	413
21-24	5,686	2,507	2,270	1,060	59	465	650
25-34	13,665	6,460	4,943	2,546	213	1,543	1,620
35-44	15,113	7,835	4,986	1,991	419	2,401	2,119
45-54	9,064	5,358	2,028	725	446	1,967	1,511
55-64	3,356	2,050	376	145	247	1,109	664
Race							
White	37,963	20,651	10,934	4,911	1,090	6,052	5,457
Black	5,700	2,510	2,233	623	216	896	638
Native American	4,437	1,665	1,894	811	72	494	501
Hispanic	1,250	507	402	309	11	81	153
Asian	311	170	51	54	4	40	66
Two or More Races	1,745	684	603	331	29	155	176
Unknown	1	1	0	0	0	0	0
Presenting Problem/Diagnosis							
Alcohol Abuse	5,933	1,224	4,818	16	23	139	434
Developmental Disorder	639	369	17	11	214	65	69
Mood Disorder	16,655	13,943	589	36	337	3,449	2,623
Non Alcohol/Drug Related Organic	264	190	0	0	0	105	59
Other Non-Psychotic	3,924	3,307	101	0	0	741	703
Other Psychotic	4,743	3,457	70	5	656	1,268	891
Personality Disorder	227	198	12	0	0	40	12
Schizophrenia	3,809	2,765	68	0	46	1,745	840
Social Conditions	8,053	530	543	6,575	157	45	792
Substance Related	11,454	1,685	10,124	59	17	217	615
Unknown/Other	16	2	0	2	7	0	5
Deferred/No Diagnosis	343	7	3	306	30	0	2
County of Residence							
Adair	467	206	166	46	54	63	123
Alfalfa	85	59	10	5	0	13	57
Atoka	306	78	193	11	1	34	60
Beaver	35	21	6	3	0	6	23
Beckham	544	175	221	112	0	88	10
Blaine	200	87	33	70	0	25	8
Bryan	629	340	154	96	2	131	19
Caddo	450	162	137	105	0	69	140
Canadian	885	546	143	164	40	104	5

Notes: Information in this table is based on data reported to DMHSAS as of 07/01/2002. The same client may be counted in more than one category, e.g., clients can receive services under more than one contract source, in more than one "County of Residence," or may have multiple "Other Indicators." Please see Definition page for other considerations.

Oklahoma Department of Mental Health and Substance Abuse Services

Counts of Admitted Clients Served by Funding Source for Various Categories During FY2002

Age: 18 to 64

	Funding Source						
	Total	Mental Health	Substance Abuse	Domestic Violence	Residential Care	Medicaid	Other
Carter	550	299	162	66	2	123	17
Cherokee	850	312	240	131	169	111	234
Choctaw	297	111	121	44	4	56	46
Cimarron	30	24	3	1	0	4	22
Cleveland	2,481	1,374	796	173	46	408	468
Coal	146	39	86	26	2	14	7
Comanche	2,039	1,041	405	275	54	400	1,247
Cotton	56	38	10	3	0	8	32
Craig	453	201	70	16	153	202	2
Creek	799	501	243	30	8	88	46
Custer	405	223	94	97	2	95	9
Delaware	407	186	157	47	8	72	3
Dewey	76	46	14	8	0	5	33
Ellis	67	36	10	5	0	5	37
Garfield	1,091	558	102	360	1	135	96
Garvin	485	283	128	85	0	99	26
Grady	794	437	202	148	4	85	44
Grant	35	19	2	4	1	10	1
Greer	100	38	49	13	0	12	11
Harmon	42	17	6	9	0	7	16
Harper	69	40	6	2	0	13	47
Haskell	204	121	33	26	7	46	55
Hughes	241	104	86	18	0	44	77
Jackson	426	128	137	109	1	53	148
Jefferson	75	36	23	10	0	8	34
Johnston	260	160	36	13	0	106	3
Kay	903	434	224	204	0	189	20
Kingfisher	176	81	51	42	0	13	3
Kiowa	187	95	57	21	0	39	23
Latimer	173	91	58	3	0	34	39
LeFlore	667	364	165	74	33	111	191
Lincoln	326	169	66	20	72	56	22
Logan	425	259	141	21	0	24	22
Love	71	46	17	4	0	18	1
Major	143	99	13	8	0	25	87
Marshall	235	126	73	10	0	60	5
Mayes	807	323	282	57	142	180	16
McClain	253	137	87	13	1	38	40
McCurtain	810	222	296	265	13	139	135
McIntosh	316	137	101	12	70	51	14
Murray	226	137	41	11	4	67	6
Muskogee	1,315	891	333	113	53	267	43
Noble	147	67	49	10	5	26	11
Nowata	179	52	45	57	1	25	34
Okfuskee	404	161	58	13	174	82	13
Oklahoma	8,637	4,443	3,072	857	99	1,136	426
Okmulgee	637	364	169	112	12	116	40
Osage	357	118	166	37	2	46	11
Ottawa	414	204	107	67	12	95	2
Pawnee	237	92	111	15	1	37	12
Payne	1,185	461	445	189	2	190	224
Pittsburgh	969	550	249	62	23	217	254
Pontotoc	1,027	472	306	267	36	219	36

Notes: Information in this table is based on data reported to DMHSAS as of 07/01/2002. The same client may be counted in more than one category, e.g., clients can receive services under more than one contract source, in more than one "County of Residence," or may have multiple "Other Indicators." Please see Definition page for other considerations.

Oklahoma Department of Mental Health and Substance Abuse Services

Counts of Admitted Clients Served by Funding Source for Various Categories During FY2002

Age: 18 to 64

	Funding Source						
	Total	Mental Health	Substance Abuse	Domestic Violence	Residential Care	Medicaid	Other
Pottawatomie	972	320	414	201	0	87	49
Pushmataha	227	107	70	32	2	29	44
Roger Mills	39	14	8	16	0	5	3
Rogers	815	330	326	161	36	54	3
Seminole	681	289	214	205	1	117	25
Sequoyah	556	377	128	29	35	152	183
Stephens	715	248	160	252	16	99	249
Texas	371	187	84	66	0	24	196
Tillman	87	49	16	17	0	13	40
Tulsa	7,937	4,703	3,045	595	66	520	293
Wagoner	666	324	286	46	26	120	171
Washington	1,197	384	339	351	1	210	155
Washita	166	67	54	39	0	42	1
Woods	209	154	4	17	0	18	145
Woodward	570	386	21	39	2	99	446
Out of State/Unknown	498	171	98	177	9	12	93
Other Indicators							
Any Alcohol/Drug Problem	24,519	9,899	15,307	551	102	1,899	2,231
Dual Diagnosis	4,764	4,079	609	0	13	919	651
Hispanic	1,512	639	461	356	21	120	192
Homeless	3,978	1,950	974	1,156	43	199	247
Indigent	48,178	25,256	15,506	6,182	1,370	7,640	6,237
SMI (If ever)	25,924	19,920	3,331	1,076	1,400	6,887	4,085

Notes: Information in this table is based on data reported to DMHSAS as of 07/01/2002. The same client may be counted in more than one category, e.g., clients can receive services under more than one contract source, in more than one "County of Residence," or may have multiple "Other Indicators." Please see Definition page for other considerations.

Oklahoma Department of Mental Health and Substance Abuse Services

Counts of Admitted Clients Served by Funding Source for Various Categories During FY2002

Age: 55 or older

	Total	Funding Source					
		Mental Health	Substance Abuse	Domestic Violence	Residential Care	Medicaid	Other
Total							
Unduplicated Count	4,892	2,806	446	182	355	1,821	1,108
Agency Type							
Community Mental Health	4,103	2,707	86	0	17	1,811	1,008
Domestic Violence and Sexual Assault	192	0	6	179	0	0	17
Hospital	225	118	0	0	0	13	101
Other	52	51	1	0	0	0	0
Residential Care	342	5	0	0	339	0	0
Substance Abuse	365	6	357	4	0	0	2
Sex							
Female	3,146	1,850	135	144	163	1,355	696
Male	1,746	956	311	38	192	466	412
Age							
55-64	3,356	2,050	376	145	247	1,109	664
65-74	1,055	561	62	25	82	438	324
75-84	363	150	7	8	26	205	97
85+	118	45	1	4	0	69	23
Race							
White	4,103	2,409	309	154	292	1,513	969
Black	475	226	69	8	44	204	69
Native American	247	118	55	11	12	76	57
Hispanic	37	23	4	4	2	9	7
Asian	18	12	1	2	0	3	5
Two or More Races	72	42	10	3	6	19	3
Presenting Problem/Diagnosis							
Alcohol Abuse	338	74	250	0	5	22	30
Developmental Disorder	81	20	0	0	54	11	6
Mood Disorder	2,326	1,540	37	2	88	897	541
Non Alcohol/Drug Related Organic	101	57	1	0	0	37	43
Other Non-Psychotic	408	257	6	0	1	179	79
Other Psychotic	692	393	3	1	130	214	170
Personality Disorder	16	12	0	0	0	4	4
Schizophrenia	840	512	8	0	9	458	208
Social Conditions	280	23	27	165	57	4	21
Substance Related	141	19	120	0	1	7	13
Unknown/Other	4	0	0	0	4	0	0
Deferred/No Diagnosis	29	1	0	14	14	0	0
County of Residence							
Adair	50	19	6	0	14	11	23
Alfalfa	11	6	0	1	0	2	9
Atoka	34	19	4	2	0	14	21
Beaver	5	3	0	0	0	0	5
Beckham	48	22	6	1	0	26	2
Blaine	14	3	1	6	0	4	0
Bryan	52	29	8	3	0	18	3
Caddo	37	21	3	0	0	9	27
Canadian	78	43	2	0	13	27	0
Carter	59	39	2	2	1	27	2
Cherokee	88	37	11	0	28	17	36
Choctaw	29	14	1	3	1	14	13

Notes: Information in this table is based on data reported to DMHSAS as of 07/01/2002. The same client may be counted in more than one category, e.g., clients can receive services under more than one contract source, in more than one "County of Residence," or may have multiple "Other Indicators." Please see Definition page for other considerations.

Oklahoma Department of Mental Health and Substance Abuse Services

Counts of Admitted Clients Served by Funding Source for Various Categories During FY2002

Age: 55 or older

	Funding Source						
	Total	Mental Health	Substance Abuse	Domestic Violence	Residential Care	Medicaid Other	
Cimarron	3	3	0	0	0	0	3
Cleveland	273	163	18	2	18	115	137
Coal	15	9	1	0	1	5	7
Comanche	150	63	14	8	20	57	112
Cotton	4	2	1	0	1	0	2
Craig	96	36	2	0	65	52	1
Creek	44	35	4	0	0	11	2
Custer	33	25	2	2	0	15	1
Delaware	39	19	8	3	4	11	0
Dewey	10	7	0	0	0	2	9
Ellis	10	6	0	2	0	0	6
Garfield	98	58	3	14	0	29	15
Garvin	46	29	3	3	0	21	5
Grady	83	36	7	2	0	45	1
Grant	5	1	0	0	0	5	0
Greer	13	7	4	1	0	3	3
Harmon	1	1	0	0	0	0	0
Harper	21	8	1	0	0	8	18
Haskell	37	30	0	1	4	9	21
Hughes	37	25	2	0	0	14	18
Jackson	34	10	2	3	0	13	26
Jefferson	4	3	0	0	0	1	2
Johnston	30	12	2	1	0	19	2
Kay	105	57	5	7	0	51	1
Kingfisher	10	5	1	2	0	2	0
Kiowa	25	17	1	0	0	14	8
Latimer	23	14	0	0	0	11	14
LeFlore	90	51	0	4	9	34	47
Lincoln	59	27	1	0	15	31	4
Logan	22	15	2	1	0	4	0
Love	11	8	0	0	0	6	1
Major	14	11	0	0	0	3	13
Marshall	29	12	7	0	0	14	0
Mayes	60	24	6	2	17	24	3
McClain	60	36	3	0	0	25	25
McCurtain	53	24	6	4	1	20	27
McIntosh	31	17	1	0	8	13	7
Murray	36	19	5	1	1	18	1
Muskogee	96	82	3	4	11	45	3
Noble	23	9	6	0	1	7	1
Nowata	10	4	1	1	0	4	0
Okfuskee	59	26	2	1	31	19	3
Oklahoma	864	433	112	22	30	361	48
Okmulgee	54	34	4	2	1	23	2
Osage	21	11	8	1	0	6	0
Ottawa	27	16	2	3	1	7	0
Pawnee	21	8	6	0	0	9	0
Payne	85	48	9	2	0	35	4
Pittsburgh	162	95	3	4	14	61	92
Pontotoc	95	61	3	3	9	44	12
Pottawatomie	95	30	6	9	0	53	5
Pushmataha	30	17	5	3	0	7	10
Roger Mills	3	1	0	0	0	2	0

Notes: Information in this table is based on data reported to DMHSAS as of 07/01/2002. The same client may be counted in more than one category, e.g., clients can receive services under more than one contract source, in more than one "County of Residence," or may have multiple "Other Indicators." Please see Definition page for other considerations.

Oklahoma Department of Mental Health and Substance Abuse Services

Counts of Admitted Clients Served by Funding Source for Various Categories During FY2002

Age: 55 or older

	Total	Funding Source					Other
		Mental Health	Substance Abuse	Domestic Violence	Residential Care	Medicaid	
Rogers	58	27	9	3	19	16	0
Seminole	58	34	6	4	0	24	4
Sequoyah	71	53	0	2	6	27	37
Stephens	50	22	2	7	2	13	36
Texas	32	24	1	1	0	5	28
Tillman	10	6	0	1	0	4	7
Tulsa	599	445	87	13	16	109	19
Wagoner	50	37	5	2	4	14	25
Washington	107	48	11	10	0	49	4
Washita	17	7	0	0	0	13	0
Woods	26	19	0	2	0	4	19
Woodward	79	58	0	0	2	9	66
Out of State/Unknown	30	17	4	3	1	1	10
Other Indicators							
Any Alcohol/Drug Problem	951	442	400	6	13	199	134
Dual Diagnosis	294	207	28	0	2	99	64
Hispanic	50	30	5	4	5	12	7
Homeless	166	107	27	23	5	20	18
Indigent	4,747	2,755	430	154	345	1,811	1,038
SMI (If ever)	3,729	2,383	114	26	353	1,568	880

Notes: Information in this table is based on data reported to DMHSAS as of 07/01/2002. The same client may be counted in more than one category, e.g., clients can receive services under more than one contract source, in more than one "County of Residence," or may have multiple "Other Indicators." Please see Definition page for other considerations.

Oklahoma Department of Mental Health and Substance Abuse Services

Counts of Admitted Clients Served by Funding Source for Various Categories During FY2002

Age: 65 or older

	Total	Funding Source					
		Mental Health	Substance Abuse	Domestic Violence	Residential Care	Medicaid	Other
Total							
Unduplicated Count	1,536	756	70	37	108	712	444
Agency Type							
Community Mental Health	1,353	736	22	0	7	708	395
Domestic Violence and Sexual Assault	40	0	0	36	0	0	4
Hospital	68	13	0	0	0	4	54
Other	9	9	0	0	0	0	0
Residential Care	101	0	0	0	101	0	0
Substance Abuse	52	2	48	1	0	0	1
Sex							
Female	1,072	533	23	26	61	571	297
Male	464	223	47	11	47	141	147
Age							
65-74	1,055	561	62	25	82	438	324
75-84	363	150	7	8	26	205	97
85+	118	45	1	4	0	69	23
Race							
White	1,307	665	51	33	89	581	390
Black	154	56	14	1	13	93	26
Native American	64	26	4	3	4	32	26
Hispanic	4	1	1	0	0	3	1
Asian	3	3	0	0	0	0	1
Two or More Races	10	5	0	0	2	4	0
Presenting Problem/Diagnosis							
Alcohol Abuse	63	9	42	0	1	4	13
Developmental Disorder	26	1	0	0	20	6	1
Mood Disorder	707	380	8	1	20	350	225
Non Alcohol/Drug Related Organic	60	28	1	0	0	23	27
Other Non-Psychotic	156	63	2	0	1	99	26
Other Psychotic	194	100	1	1	38	56	61
Personality Disorder	6	4	0	0	0	2	3
Schizophrenia	301	166	1	0	4	168	81
Social Conditions	62	6	7	29	13	4	6
Substance Related	15	4	9	0	0	1	4
Unknown/Other	4	0	0	0	4	0	0
Deferred/No Diagnosis	14	0	0	6	8	0	0
County of Residence							
Adair	19	6	0	0	6	7	11
Alfalfa	5	3	0	0	0	1	5
Atoka	10	7	0	1	0	4	9
Beaver	1	1	0	0	0	0	1
Beckham	13	6	0	0	0	8	1
Blaine	4	0	0	4	0	0	0
Bryan	15	7	2	1	0	5	1
Caddo	8	5	0	0	0	2	8
Canadian	17	8	0	0	2	7	0
Carter	20	14	0	0	0	10	2
Cherokee	20	9	1	0	7	5	13
Choctaw	10	5	0	2	1	3	6
Cleveland	103	58	0	0	6	43	65

Notes: Information in this table is based on data reported to DMHSAS as of 07/01/2002. The same client may be counted in more than one category, e.g., clients can receive services under more than one contract source, in more than one "County of Residence," or may have multiple "Other Indicators." Please see Definition page for other considerations.

Oklahoma Department of Mental Health and Substance Abuse Services

Counts of Admitted Clients Served by Funding Source for Various Categories During FY2002

Age: 65 or older

	Funding Source						
	Total	Mental Health	Substance Abuse	Domestic Violence	Residential Care	Medicaid Other	
Coal	4	2	0	0	0	1	4
Comanche	42	16	3	1	7	16	34
Cotton	1	0	0	0	1	0	0
Craig	35	10	0	0	29	18	0
Creek	8	6	0	0	0	3	2
Custer	6	4	0	1	0	2	0
Delaware	12	6	2	2	1	1	0
Dewey	5	3	0	0	0	1	4
Ellis	4	2	0	2	0	0	2
Garfield	13	8	0	2	0	5	2
Garvin	15	9	0	0	0	5	5
Grady	40	14	1	1	0	27	1
Grant	1	0	0	0	0	1	0
Greer	3	3	0	0	0	1	0
Harmon	1	1	0	0	0	0	0
Harper	9	4	0	0	0	2	8
Haskell	13	11	0	0	1	3	10
Hughes	13	10	0	0	0	6	10
Jackson	13	1	1	0	0	6	12
Jefferson	1	0	0	0	0	0	1
Johnston	8	4	1	0	0	4	2
Kay	47	16	1	2	0	31	1
Kingfisher	5	3	0	0	0	2	0
Kiowa	6	4	0	0	0	4	1
Latimer	8	5	0	0	0	4	8
LeFlore	22	11	0	1	2	9	17
Lincoln	31	13	0	0	2	25	1
Logan	10	8	0	0	0	2	0
Love	3	3	0	0	0	1	1
Major	1	1	0	0	0	0	1
Marshall	8	3	2	0	0	3	0
Mayes	17	4	1	1	6	7	1
McClain	45	25	1	0	0	22	21
McCurtain	16	7	1	1	0	8	13
McIntosh	10	5	0	0	1	4	4
Murray	8	6	0	0	0	4	0
Muskogee	19	17	0	0	3	12	1
Noble	9	2	4	0	0	3	0
Nowata	2	2	0	0	0	0	0
Okfuskee	12	4	1	0	6	4	0
Oklahoma	322	115	29	2	8	192	18
Okmulgee	11	7	0	0	0	3	2
Osage	4	2	1	0	0	1	0
Ottawa	5	2	1	0	0	2	0
Pawnee	5	1	0	0	0	4	0
Payne	24	17	1	0	0	6	1
Pittsburgh	47	31	1	1	3	11	41
Pontotoc	25	15	1	0	1	11	9
Pottawatomie	56	9	2	1	0	47	3
Pushmataha	5	3	0	0	0	1	5
Roger Mills	1	0	0	0	0	1	0
Rogers	24	9	3	1	11	8	0
Seminole	20	15	0	0	0	9	2

Notes: Information in this table is based on data reported to DMHSAS as of 07/01/2002. The same client may be counted in more than one category, e.g., clients can receive services under more than one contract source, in more than one "County of Residence," or may have multiple "Other Indicators." Please see Definition page for other considerations.

Oklahoma Department of Mental Health and Substance Abuse Services

Counts of Admitted Clients Served by Funding Source for Various Categories During FY2002

Age: 65 or older

	Total	Funding Source					Other
		Mental Health	Substance Abuse	Domestic Violence	Residential Care	Medicaid	
Sequoyah	15	10	0	0	1	3	14
Stephens	14	6	0	3	0	1	10
Texas	9	7	1	0	0	2	8
Tillman	1	1	0	0	0	0	1
Tulsa	132	84	7	3	5	48	6
Wagoner	10	9	0	0	0	1	7
Washington	25	10	2	3	0	12	2
Washita	7	2	0	0	0	5	0
Woods	9	6	0	1	0	2	7
Woodward	22	17	0	0	1	2	20
Out of State/Unknown	7	3	1	1	1	0	3
Other Indicators							
Any Alcohol/Drug Problem	166	64	59	0	2	43	42
Dual Diagnosis	55	30	8	0	0	19	17
Hispanic	7	3	1	0	1	3	1
Homeless	23	10	4	6	2	2	6
Indigent	1,496	737	67	33	104	706	424
SMI (If ever)	1,131	616	17	1	108	540	351

Notes: Information in this table is based on data reported to DMHSAS as of 07/01/2002. The same client may be counted in more than one category, e.g., clients can receive services under more than one contract source, in more than one "County of Residence," or may have multiple "Other Indicators." Please see Definition page for other considerations.

Oklahoma Department of Mental Health and Substance Abuse Services

Counts of Admitted Clients Served by Funding Source for Various Categories During FY2002

Age: Under 21

	Total	Funding Source					
		Mental Health	Substance Abuse	Domestic Violence	Residential Care	Medicaid	Other
Total							
Unduplicated Count	12,137	4,636	3,221	3,501	21	1,232	1,495
Agency Type							
Community Mental Health	5,314	4,410	149	0	0	961	1,237
Domestic Violence and Sexual Assault	3,544	0	46	3,443	0	0	146
Hospital	617	266	0	0	0	308	118
Other	89	74	15	0	0	0	0
Residential Care	21	0	0	0	21	0	0
Substance Abuse	3,117	15	3,042	73	0	0	3
Sex							
Female	5,565	2,110	1,202	1,957	7	546	641
Male	6,572	2,526	2,019	1,544	14	686	854
Age							
0-04	1,782	143	362	1,234	0	27	100
05-17	7,077	2,987	1,568	1,733	0	1,005	982
18-20	3,278	1,506	1,291	534	21	200	413
Race							
White	8,177	3,499	2,138	1,992	20	847	1,098
Black	1,258	373	340	451	1	144	112
Native American	1,238	337	417	404	0	115	113
Hispanic	632	164	139	300	0	48	63
Asian	65	16	15	26	0	7	9
Two or More Races	955	275	217	368	0	76	101
Presenting Problem/Diagnosis							
Alcohol Abuse	506	38	468	0	0	6	14
Developmental Disorder	1,440	1,126	15	2	1	322	350
Mood Disorder	2,175	1,686	29	8	6	541	509
Non Alcohol/Drug Related Organic	6	6	0	0	0	1	0
Other Non-Psychotic	1,553	1,266	22	0	0	302	322
Other Psychotic	229	177	5	0	13	45	62
Personality Disorder	15	15	0	0	0	1	0
Schizophrenia	77	71	2	0	0	15	13
Social Conditions	4,303	228	679	3,371	2	11	129
Substance Related	2,170	152	2,033	9	2	10	64
Unknown/Other	1	0	0	1	0	0	0
Deferred/No Diagnosis	133	0	0	111	1	0	36
County of Residence							
Adair	158	45	16	34	1	6	85
Alfalfa	22	19	4	0	0	3	13
Atoka	25	4	14	5	0	0	6
Beaver	12	9	1	0	0	6	8
Beckham	125	51	29	46	0	18	2
Blaine	90	55	7	26	0	20	1
Bryan	171	79	21	68	1	1	9
Caddo	112	18	49	26	0	21	22
Canadian	306	190	47	69	1	7	4
Carter	95	30	19	40	0	8	5
Cherokee	227	30	28	128	4	4	65
Choctaw	31	4	19	9	0	3	1
Cimarron	12	10	1	1	0	3	6

Notes: Information in this table is based on data reported to DMHSAS as of 07/01/2002. The same client may be counted in more than one category, e.g., clients can receive services under more than one contract source, in more than one "County of Residence," or may have multiple "Other Indicators." Please see Definition page for other considerations.

Oklahoma Department of Mental Health and Substance Abuse Services

Counts of Admitted Clients Served by Funding Source for Various Categories During FY2002

Age: Under 21

	Funding Source						
	Total	Mental Health	Substance Abuse	Domestic Violence	Residential Care	Medicaid	Other
Cleveland	775	372	209	86	0	204	122
Coal	34	9	16	9	0	0	5
Comanche	592	147	30	159	1	197	334
Cotton	22	10	1	1	0	13	15
Craig	49	14	24	12	2	0	0
Creek	139	83	37	14	0	2	7
Custer	126	32	18	69	0	22	2
Delaware	108	41	31	34	0	5	0
Dewey	11	2	4	3	0	0	3
Ellis	18	7	2	6	0	4	5
Garfield	268	74	28	155	0	27	16
Garvin	118	78	22	19	0	6	13
Grady	250	98	109	46	0	13	4
Grant	6	3	2	0	1	0	0
Greer	24	6	8	9	0	4	4
Harmon	18	3	4	10	0	1	1
Harper	12	4	0	3	0	2	9
Haskell	54	9	11	29	0	8	2
Hughes	40	11	11	9	0	10	1
Jackson	120	22	21	61	0	22	30
Jefferson	14	2	2	7	0	3	5
Johnston	42	23	9	12	0	2	2
Kay	223	101	25	98	0	8	3
Kingfisher	72	51	9	10	0	4	3
Kiowa	43	14	9	9	0	16	9
Latimer	37	3	27	3	0	4	0
LeFlore	210	15	98	96	1	4	9
Lincoln	121	83	18	15	0	9	7
Logan	118	49	49	18	0	2	8
Love	29	14	3	9	0	2	6
Major	41	18	1	6	0	18	26
Marshall	66	36	19	10	0	4	1
Mayes	145	67	35	34	4	9	3
McClain	73	35	17	11	0	15	8
McCurtain	173	30	74	57	1	39	8
McIntosh	50	31	5	9	0	9	2
Murray	37	19	6	10	0	6	1
Muskogee	386	253	64	77	0	6	6
Noble	12	5	4	2	0	3	0
Nowata	31	10	12	5	0	0	5
Okfuskee	62	41	2	8	3	10	1
Oklahoma	2,023	765	729	458	0	117	73
Okmulgee	186	112	15	50	0	19	5
Osage	168	83	73	14	0	1	0
Ottawa	93	25	31	34	0	1	3
Pawnee	27	14	5	8	0	1	3
Payne	229	43	91	65	0	11	65
Pittsburgh	215	89	48	55	0	47	23
Pontotoc	177	60	60	67	1	7	9
Pottawatomie	270	57	114	93	0	18	3
Pushmataha	35	6	19	8	0	2	0
Roger Mills	14	4	1	10	0	0	0
Rogers	164	40	64	64	0	1	0

Notes: Information in this table is based on data reported to DMHSAS as of 07/01/2002. The same client may be counted in more than one category, e.g., clients can receive services under more than one contract source, in more than one "County of Residence," or may have multiple "Other Indicators." Please see Definition page for other considerations.

Oklahoma Department of Mental Health and Substance Abuse Services

Counts of Admitted Clients Served by Funding Source for Various Categories During FY2002

Age: Under 21

	Total	Funding Source					Other
		Mental Health	Substance Abuse	Domestic Violence	Residential Care	Medicaid	
Seminole	168	59	40	75	0	7	3
Sequoyah	98	38	15	23	2	5	43
Stephens	179	28	26	119	1	11	21
Texas	203	78	31	80	0	30	84
Tillman	47	3	9	31	0	6	4
Tulsa	1,114	454	421	257	0	42	11
Wagoner	146	62	47	23	2	42	42
Washington	238	48	90	95	0	2	23
Washita	44	12	5	24	0	9	0
Woods	74	55	8	5	0	11	51
Woodward	165	84	7	26	0	43	111
Out of State/Unknown	194	12	3	176	0	1	6
Other Indicators							
Any Alcohol/Drug Problem	3,444	838	2,523	41	2	199	236
Dual Diagnosis	289	232	21	0	0	50	47
Hispanic	857	234	183	382	0	72	91
Homeless	1,294	119	75	1,097	1	14	29
Indigent	11,470	4,366	3,107	3,334	21	1,190	1,310
SED (6-17)	2,047	1,389	16	0	0	633	507
SMI (If ever)	980	868	116	33	21	117	152

Notes: Information in this table is based on data reported to DMHSAS as of 07/01/2002. The same client may be counted in more than one category, e.g., clients can receive services under more than one contract source, in more than one "County of Residence," or may have multiple "Other Indicators." Please see Definition page for other considerations.

Oklahoma Department of Mental Health and Substance Abuse Services

Counts of Admitted Clients Served by Funding Source for Various Categories During FY2002

Any Substance Abuse Problems

	Total	Funding Source					
		Mental Health	Substance Abuse	Domestic Violence	Residential Care	Medicaid	Other
Total							
Unduplicated Count	26,317	10,204	16,631	557	104	2,081	2,370
Agency Type							
Community Mental Health	11,503	9,358	1,863	0	17	1,918	1,964
Domestic Violence and Sexual Assault	792	0	309	548	0	0	78
Hospital	1,953	1,527	0	0	0	185	311
Other	235	89	146	0	0	0	0
Residential Care	88	1	0	0	87	0	0
Substance Abuse	14,683	1	14,664	9	0	0	50
Sex							
Female	10,344	4,181	6,216	425	22	1,094	897
Male	15,973	6,023	10,415	132	82	987	1,473
Age							
05-17	1,633	241	1,265	6	0	139	97
18-20	1,811	597	1,258	35	2	60	139
21-24	3,169	1,100	2,197	64	5	130	243
25-34	7,224	2,772	4,756	211	26	470	578
35-44	7,915	3,342	4,827	178	32	692	812
45-54	3,615	1,710	1,928	57	26	391	367
55-64	785	378	341	6	11	156	92
65-74	143	57	52	0	2	35	37
75-84	18	5	6	0	0	5	5
85+	5	2	1	0	0	3	0
Race							
White	18,867	7,948	11,343	372	80	1,503	1,830
Black	3,402	1,093	2,309	56	13	284	214
Native American	2,891	812	2,044	89	8	195	229
Hispanic	658	173	472	14	2	37	39
Asian	95	31	57	4	0	7	14
Two or More Races	1,013	318	641	23	1	61	46
Presenting Problem/Diagnosis							
Alcohol Abuse	6,175	1,237	5,033	16	24	146	448
Developmental Disorder	206	168	22	3	2	20	34
Mood Disorder	5,493	4,810	482	5	27	797	628
Non Alcohol/Drug Related Organic	74	58	1	0	0	19	9
Other Non-Psychotic	1,011	879	64	0	0	150	131
Other Psychotic	1,388	1,159	56	0	18	321	257
Personality Disorder	93	84	10	0	0	11	2
Schizophrenia	1,062	819	56	0	7	415	171
Social Conditions	672	72	136	471	9	7	76
Substance Related	12,577	1,714	11,208	60	17	222	631
Unknown/Other	1	0	0	0	1	0	0
Deferred/No Diagnosis	2	0	0	2	0	0	0
County of Residence							
Adair	190	72	138	10	0	17	46
Alfalfa	24	15	10	0	0	1	7
Atoka	214	17	190	1	0	6	32
Beaver	22	13	7	0	0	4	10
Beckham	329	74	229	29	0	24	8
Blaine	65	34	34	0	0	4	4

Notes: Information in this table is based on data reported to DMHSAS as of 07/01/2002. The same client may be counted in more than one category, e.g., clients can receive services under more than one contract source, in more than one "County of Residence," or may have multiple "Other Indicators." Please see Definition page for other considerations.

Oklahoma Department of Mental Health and Substance Abuse Services

Counts of Admitted Clients Served by Funding Source for Various Categories During FY2002

Any Substance Abuse Problems

	Funding Source						
	Total	Mental Health	Substance Abuse	Domestic Violence	Residential Care	Medicaid	Other
Bryan	249	95	155	1	0	18	8
Caddo	228	73	144	1	0	19	52
Canadian	337	190	156	3	0	33	5
Carter	267	125	160	9	0	26	7
Cherokee	319	111	222	20	1	22	81
Choctaw	157	21	128	10	0	8	10
Cimarron	12	7	4	0	0	1	6
Cleveland	1,439	515	859	2	6	151	185
Coal	98	13	86	4	0	2	3
Comanche	991	438	411	59	1	133	489
Cotton	22	14	9	0	0	3	13
Craig	184	73	81	0	20	39	0
Creek	436	192	246	4	0	17	23
Custer	171	88	92	9	0	29	8
Delaware	218	46	174	1	0	12	1
Dewey	38	23	13	1	0	1	11
Ellis	28	12	10	0	0	1	16
Garfield	282	169	103	8	0	25	37
Garvin	242	148	125	1	0	30	18
Grady	348	137	211	0	1	14	22
Grant	8	6	2	0	0	0	0
Greer	61	14	50	0	0	2	4
Harmon	14	3	7	0	0	1	4
Harper	34	20	6	0	0	6	24
Haskell	74	31	38	5	0	10	15
Hughes	123	32	87	0	0	10	39
Jackson	211	45	150	1	0	9	41
Jefferson	37	9	23	0	0	3	9
Johnston	70	40	34	2	0	18	1
Kay	371	165	222	0	0	67	8
Kingfisher	82	36	51	0	0	1	3
Kiowa	89	31	58	1	0	9	8
Latimer	95	18	71	1	0	3	10
LeFlore	336	89	232	0	4	21	33
Lincoln	150	76	70	0	5	15	6
Logan	219	81	147	1	0	0	7
Love	29	15	17	0	0	2	1
Major	42	32	13	0	0	3	24
Marshall	119	34	76	1	0	17	3
Mayes	433	121	289	3	8	55	5
McClain	159	57	94	1	0	14	22
McCurtain	442	55	324	83	3	33	23
McIntosh	142	45	95	0	2	12	5
Murray	84	52	36	0	0	18	1
Muskogee	699	370	338	38	9	78	36
Noble	71	14	53	0	0	8	2
Nowata	66	15	48	0	0	8	0
Okfuskee	94	33	58	4	1	14	2
Oklahoma	5,252	2,053	3,272	3	8	375	200
Okmulgee	269	79	168	35	1	21	23
Osage	207	20	186	1	0	4	0
Ottawa	202	61	132	0	5	21	1
Pawnee	138	27	108	0	1	11	4

Notes: Information in this table is based on data reported to DMHSAS as of 07/01/2002. The same client may be counted in more than one category, e.g., clients can receive services under more than one contract source, in more than one "County of Residence," or may have multiple "Other Indicators." Please see Definition page for other considerations.

Oklahoma Department of Mental Health and Substance Abuse Services

Counts of Admitted Clients Served by Funding Source for Various Categories During FY2002

Any Substance Abuse Problems

	Funding Source						
	Total	Mental Health	Substance Abuse	Domestic Violence	Residential Care	Medicaid	Other
Payne	632	154	460	15	0	44	45
Pittsburgh	419	148	263	9	1	45	51
Pontotoc	436	179	281	53	1	48	11
Pottawatomie	656	176	465	2	0	28	30
Pushmataha	108	25	78	5	1	7	12
Roger Mills	15	6	7	2	0	2	2
Rogers	462	133	334	8	4	13	0
Seminole	342	159	209	2	0	40	11
Sequoyah	204	117	122	7	4	19	39
Stephens	289	101	165	2	0	30	71
Texas	176	76	93	1	0	5	62
Tillman	38	19	17	0	0	5	13
Tulsa	4,959	2,235	3,189	53	12	188	62
Wagoner	370	129	276	16	7	31	60
Washington	520	130	388	0	0	48	1
Washita	81	25	52	10	0	5	1
Woods	73	55	5	0	0	6	43
Woodward	220	158	23	0	0	28	178
Out of State/Unknown	184	55	96	21	0	2	26
Other Indicators							
Any Alcohol/Drug Problem	26,317	10,204	16,631	557	104	2,081	2,370
Dual Diagnosis	4,887	4,141	617	0	13	966	686
Hispanic	788	223	539	17	3	55	54
Homeless	2,065	1,089	977	119	7	93	94
Indigent	25,520	10,021	16,167	523	100	2,066	2,091
SED (6-17)	248	116	9	0	0	111	60
SMI (If ever)	10,080	7,598	3,187	134	104	1,682	1,186

Notes: Information in this table is based on data reported to DMHSAS as of 07/01/2002. The same client may be counted in more than one category, e.g., clients can receive services under more than one contract source, in more than one "County of Residence," or may have multiple "Other Indicators." Please see Definition page for other considerations.

Oklahoma Department of Mental Health and Substance Abuse Services

Counts of Admitted Clients Served by Funding Source for Various Categories During FY2002 Crisis Stabilization Services

	Funding Source						
	Total	Mental Health	Substance Abuse	Domestic Violence	Residential Care	Medicaid	Other
Total							
Unduplicated Count	3,681	3,113	35	0	0	538	149
Agency Type							
Community Mental Health	3,681	3,113	35	0	0	538	149
Sex							
Female	1,653	1,318	10	0	0	331	65
Male	2,028	1,795	25	0	0	207	84
Age							
05-17	5	3	0	0	0	1	1
18-20	238	218	1	0	0	14	14
21-24	387	338	2	0	0	45	16
25-34	1,005	872	10	0	0	128	35
35-44	1,188	983	16	0	0	198	46
45-54	651	540	6	0	0	107	29
55-64	181	140	0	0	0	40	5
65-74	19	13	0	0	0	4	3
75-84	6	5	0	0	0	1	0
85+	1	1	0	0	0	0	0
Race							
White	2,682	2,269	27	0	0	390	110
Black	511	424	6	0	0	77	20
Native American	295	247	2	0	0	48	12
Hispanic	70	62	0	0	0	5	3
Asian	29	27	0	0	0	1	2
Two or More Races	119	98	0	0	0	19	2
Presenting Problem/Diagnosis							
Alcohol Abuse	377	347	2	0	0	13	21
Developmental Disorder	9	6	0	0	0	3	0
Mood Disorder	1,695	1,481	14	0	0	204	42
Non Alcohol/Drug Related Organic	28	23	0	0	0	4	2
Other Non-Psychotic	255	207	0	0	0	34	17
Other Psychotic	607	470	7	0	0	127	39
Personality Disorder	18	15	0	0	0	6	0
Schizophrenia	437	309	6	0	0	130	13
Social Conditions	5	5	0	0	0	0	0
Substance Related	331	302	6	0	0	20	15
County of Residence							
Adair	1	1	0	0	0	0	0
Alfalfa	1	1	0	0	0	0	0
Atoka	1	1	0	0	0	0	0
Beckham	93	69	0	0	0	27	0
Blaine	17	15	0	0	0	2	0
Bryan	2	1	0	0	0	1	0
Caddo	13	10	0	0	0	3	0
Canadian	52	50	0	0	0	1	1
Carter	7	5	0	0	0	1	1
Cherokee	4	2	0	0	0	2	0
Cleveland	24	23	0	0	0	1	0
Coal	1	1	0	0	0	0	0
Comanche	16	7	0	0	0	2	7

Notes: Information in this table is based on data reported to DMHSAS as of 07/01/2002. The same client may be counted in more than one category, e.g., clients can receive services under more than one contract source, in more than one "County of Residence," or may have multiple "Other Indicators." Please see Definition page for other considerations.

Oklahoma Department of Mental Health and Substance Abuse Services

Counts of Admitted Clients Served by Funding Source for Various Categories During FY2002

Crisis Stabilization Services

	Funding Source						
	Total	Mental Health	Substance Abuse	Domestic Violence	Residential Care	Medicaid	Other
Craig	74	45	0	0	0	34	0
Creek	10	9	0	0	0	0	1
Custer	128	97	0	0	0	40	1
Delaware	58	41	0	0	0	18	0
Dewey	9	9	0	0	0	0	0
Garfield	9	9	0	0	0	0	0
Garvin	6	6	0	0	0	0	0
Grady	7	7	0	0	0	0	0
Greer	24	17	0	0	0	8	0
Harmon	2	2	0	0	0	0	0
Harper	1	1	0	0	0	0	0
Haskell	1	1	0	0	0	0	0
Jackson	7	4	0	0	0	1	2
Kay	6	5	1	0	0	1	0
Kingfisher	8	6	0	0	0	2	0
Kiowa	39	31	0	0	0	9	0
LeFlore	1	1	0	0	0	0	0
Lincoln	51	38	1	0	0	10	4
Logan	38	30	0	0	0	3	6
Love	1	1	0	0	0	0	0
Major	2	2	0	0	0	0	0
Marshall	2	2	0	0	0	0	0
Mayes	125	87	0	0	0	37	2
McClain	5	5	0	0	0	0	0
McIntosh	23	16	0	0	0	8	0
Murray	1	1	0	0	0	0	0
Muskogee	225	174	0	0	0	53	0
Noble	4	4	0	0	0	1	1
Nowata	15	12	0	0	0	3	0
Oklahoma	1,145	992	0	0	0	102	78
Okmulgee	7	6	1	0	0	0	0
Osage	4	4	0	0	0	0	0
Ottawa	104	78	0	0	0	27	0
Pawnee	2	1	0	0	0	1	0
Payne	68	60	0	0	0	8	34
Pittsburgh	4	1	0	0	0	2	1
Pontotoc	4	4	0	0	0	0	0
Pottawatomie	26	25	0	0	0	1	0
Roger Mills	6	4	0	0	0	2	0
Rogers	96	86	0	0	0	11	0
Seminole	4	4	0	0	0	0	0
Stephens	3	3	0	0	0	0	0
Tulsa	915	848	32	0	0	69	4
Wagoner	12	9	0	0	0	3	0
Washington	135	108	0	0	0	28	0
Washita	39	25	0	0	0	17	0
Out of State/Unknown	50	43	0	0	0	2	6
Other Indicators							
Any Alcohol/Drug Problem	1,890	1,696	33	0	0	171	70
Dual Diagnosis	784	681	26	0	0	99	14
Hispanic	90	77	0	0	0	9	4
Homeless	652	594	7	0	0	55	15

Notes: Information in this table is based on data reported to DMHSAS as of 07/01/2002. The same client may be counted in more than one category, e.g., clients can receive services under more than one contract source, in more than one "County of Residence," or may have multiple "Other Indicators." Please see Definition page for other considerations.

Oklahoma Department of Mental Health and Substance Abuse Services
Counts of Admitted Clients Served by Funding Source for Various Categories During FY2002
Crisis Stabilization Services

	Total	Funding Source					Other
		Mental Health	Substance Abuse	Domestic Violence	Residential Care	Medicaid	
Indigent	3,590	3,054	34	0	0	538	116
SMI (If ever)	3,129	2,609	35	0	0	510	127

Notes: Information in this table is based on data reported to DMHSAS as of 07/01/2002. The same client may be counted in more than one category, e.g., clients can receive services under more than one contract source, in more than one "County of Residence," or may have multiple "Other Indicators." Please see Definition page for other considerations.

Oklahoma Department of Mental Health and Substance Abuse Services

Counts of Admitted Clients Served by Funding Source for Various Categories During FY2002

Current Residence: Residential Care Facility

	Total	Funding Source					
		Mental Health	Substance Abuse	Domestic Violence	Residential Care	Medicaid	Other
Total							
Unduplicated Count	1,966	766	130	16	1,115	758	272
Agency Type							
Community Mental Health	1,169	703	15	0	49	725	238
Domestic Violence and Sexual Assault	13	0	0	13	0	0	0
Hospital	112	54	0	0	0	35	42
Other	12	10	2	0	0	0	0
Residential Care	1,083	22	0	0	1,070	0	0
Substance Abuse	113	0	113	3	0	0	0
Sex							
Female	768	284	39	13	407	310	109
Male	1,198	482	91	3	708	448	163
Age							
0-04	9	0	7	2	0	0	0
05-17	55	22	13	3	0	27	5
18-20	31	15	7	0	11	8	7
21-24	91	40	18	1	36	29	6
25-34	281	106	27	2	150	104	29
35-44	534	200	38	6	302	211	68
45-54	531	216	18	1	330	204	83
55-64	293	117	1	1	193	119	53
65-74	101	37	1	0	69	35	11
75-84	37	11	0	0	24	20	8
85+	3	2	0	0	0	1	2
Race							
White	1,504	576	89	9	855	572	215
Black	301	92	31	4	174	91	31
Native American	157	73	7	3	59	67	19
Hispanic	19	10	2	0	7	8	1
Asian	11	5	0	0	3	4	2
Two or More Races	52	13	1	0	28	16	4
Presenting Problem/Diagnosis							
Alcohol Abuse	47	7	22	1	14	4	5
Developmental Disorder	163	19	0	0	142	10	3
Mood Disorder	516	176	7	0	285	144	50
Non Alcohol/Drug Related Organic	19	14	0	0	0	12	5
Other Non-Psychotic	72	43	0	0	1	34	19
Other Psychotic	751	180	4	0	536	164	66
Personality Disorder	3	3	0	0	0	1	0
Schizophrenia	599	326	4	0	25	396	125
Social Conditions	160	14	15	14	124	1	1
Substance Related	89	6	78	1	4	1	1
Unknown/Other	7	0	0	0	7	0	0
Deferred/No Diagnosis	28	1	0	0	28	0	0
County of Residence							
Adair	67	6	0	0	59	2	2
Atoka	2	1	0	0	0	1	1
Beckham	4	4	0	0	0	2	0
Caddo	3	3	0	0	0	2	1
Canadian	49	3	0	0	41	7	0

Notes: Information in this table is based on data reported to DMHSAS as of 07/01/2002. The same client may be counted in more than one category, e.g., clients can receive services under more than one contract source, in more than one "County of Residence," or may have multiple "Other Indicators." Please see Definition page for other considerations.

Oklahoma Department of Mental Health and Substance Abuse Services

Counts of Admitted Clients Served by Funding Source for Various Categories During FY2002

Current Residence: Residential Care Facility

	Funding Source						
	Total	Mental Health	Substance Abuse	Domestic Violence	Residential Care	Medicaid	Other
Carter	5	3	0	0	1	2	0
Cherokee	187	16	0	0	171	14	17
Choctaw	4	0	1	0	2	1	0
Cleveland	120	62	0	0	41	49	53
Coal	2	2	0	0	0	0	2
Comanche	95	47	1	2	39	43	58
Cotton	1	0	0	0	1	0	0
Craig	314	128	1	0	154	194	1
Creek	10	3	0	0	6	3	0
Custer	6	0	1	0	0	5	0
Delaware	16	6	1	0	9	2	0
Garfield	9	4	0	0	0	3	2
Garvin	4	3	0	0	0	2	0
Grady	9	2	3	0	1	2	1
Hughes	13	6	1	0	0	9	1
Jackson	5	5	0	0	0	3	3
Kay	3	3	0	0	0	1	0
Kiowa	3	1	1	0	0	3	0
LeFlore	31	24	0	0	3	6	13
Lincoln	77	26	6	0	57	23	5
Logan	17	5	11	0	0	1	0
Mayes	181	63	1	0	120	82	2
McClain	6	2	0	0	0	4	2
McCurtain	4	1	0	0	2	1	0
McIntosh	25	7	1	0	17	6	1
Murray	4	0	0	0	4	0	0
Muskogee	49	32	3	2	32	23	1
Noble	7	1	0	1	5	0	0
Nowata	2	0	1	0	1	0	0
Okfuskee	205	33	1	0	178	21	8
Oklahoma	236	75	67	1	81	66	8
Okmulgee	8	4	0	0	4	3	1
Osage	5	3	0	0	2	0	0
Ottawa	12	2	0	0	10	1	0
Payne	9	3	1	0	1	3	2
Pittsburgh	38	14	3	3	16	18	7
Pontotoc	55	21	0	0	32	31	4
Pottawatomie	12	6	4	0	0	3	1
Rogers	47	15	0	0	31	25	0
Seminole	10	5	1	0	0	5	3
Sequoyah	39	19	1	0	23	22	20
Stephens	37	11	2	1	11	20	18
Texas	2	1	0	0	0	1	1
Tillman	2	1	0	0	0	1	1
Tulsa	77	49	11	3	24	10	1
Wagoner	57	37	2	0	9	34	20
Washington	3	0	1	0	1	1	0
Woods	9	5	3	0	0	1	2
Woodward	16	6	0	0	0	10	15
Out of State/Unknown	6	2	0	3	1	0	0
Other Indicators							
Any Alcohol/Drug Problem	394	170	114	3	58	128	33

Notes: Information in this table is based on data reported to DMHSAS as of 07/01/2002. The same client may be counted in more than one category, e.g., clients can receive services under more than one contract source, in more than one "County of Residence," or may have multiple "Other Indicators." Please see Definition page for other considerations.

Oklahoma Department of Mental Health and Substance Abuse Services

Counts of Admitted Clients Served by Funding Source for Various Categories During FY2002

Current Residence: Residential Care Facility

	Total	Funding Source					Other
		Mental Health	Substance Abuse	Domestic Violence	Residential Care	Medicaid	
Dual Diagnosis	161	103	11	0	6	84	15
Hispanic	33	13	2	0	18	9	2
Homeless	14	0	0	4	10	0	0
Indigent	1,936	761	130	16	1,077	756	266
SED (6-17)	32	14	0	0	0	24	3
SMI (If ever)	1,769	712	29	5	1,112	712	249

Notes: Information in this table is based on data reported to DMHSAS as of 07/01/2002. The same client may be counted in more than one category, e.g., clients can receive services under more than one contract source, in more than one "County of Residence," or may have multiple "Other Indicators." Please see Definition page for other considerations.

Oklahoma Department of Mental Health and Substance Abuse Services

Counts of Admitted Clients Served by Funding Source for Various Categories During FY2002

Custody of: DHS

	Total	Funding Source					
		Mental Health	Substance Abuse	Domestic Violence	Residential Care	Medicaid	Other
Total							
Unduplicated Count	756	259	298	6	1	221	103
Agency Type							
Community Mental Health	368	237	5	0	0	130	98
Domestic Violence and Sexual Assault	4	0	0	4	0	0	0
Hospital	106	24	0	0	0	99	5
Residential Care	1	0	0	0	1	0	0
Substance Abuse	294	1	293	2	0	0	0
Sex							
Female	345	131	119	1	0	112	57
Male	411	128	179	5	1	109	46
Age							
0-04	212	10	190	3	0	12	10
05-17	520	239	101	2	0	203	91
18-20	18	9	4	0	0	6	2
25-34	1	0	1	0	0	0	0
35-44	3	0	1	1	1	0	0
45-54	1	0	1	0	0	0	0
65-74	1	1	0	0	0	0	0
Race							
White	457	178	160	2	1	145	68
Black	123	35	55	1	0	35	9
Native American	71	20	30	3	0	18	10
Hispanic	23	15	6	0	0	4	1
Asian	3	0	1	0	0	2	1
Two or More Races	81	11	48	0	0	17	14
Presenting Problem/Diagnosis							
Alcohol Abuse	4	0	4	0	0	0	0
Developmental Disorder	120	62	1	0	0	54	29
Mood Disorder	139	55	3	0	0	101	31
Other Non-Psychotic	188	130	0	0	0	59	41
Other Psychotic	12	3	0	0	1	9	1
Personality Disorder	1	1	0	0	0	0	0
Schizophrenia	2	1	0	0	0	2	0
Social Conditions	268	6	257	6	0	1	1
Substance Related	35	2	34	0	0	0	0
County of Residence							
Adair	30	5	1	0	1	3	23
Alfalfa	1	1	0	0	0	0	1
Atoka	1	1	0	0	0	0	1
Beaver	1	1	0	0	0	0	0
Beckham	12	8	2	0	0	7	0
Blaine	11	6	3	0	0	6	0
Bryan	2	1	0	0	0	0	1
Caddo	20	2	9	0	0	10	9
Canadian	21	8	13	0	0	1	0
Carter	6	0	5	0	0	1	0
Cherokee	17	5	4	3	0	0	10
Choctaw	3	0	1	0	0	2	0
Cimarron	1	1	0	0	0	0	1

Notes: Information in this table is based on data reported to DMHSAS as of 07/01/2002. The same client may be counted in more than one category, e.g., clients can receive services under more than one contract source, in more than one "County of Residence," or may have multiple "Other Indicators." Please see Definition page for other considerations.

Oklahoma Department of Mental Health and Substance Abuse Services

Counts of Admitted Clients Served by Funding Source for Various Categories During FY2002

Custody of: DHS

	Funding Source						
	Total	Mental Health	Substance Abuse	Domestic Violence	Residential Care	Medicaid	Other
Cleveland	41	11	4	0	0	33	3
Coal	1	0	1	0	0	0	0
Comanche	45	3	5	0	0	40	21
Craig	2	2	0	0	0	0	0
Creek	1	1	0	0	0	0	0
Custer	14	4	4	0	0	8	0
Delaware	9	4	0	0	0	5	0
Dewey	2	0	2	0	0	0	0
Ellis	1	1	0	0	0	1	1
Garfield	5	1	2	0	0	2	1
Garvin	5	3	2	0	0	1	0
Grady	16	6	9	0	0	1	0
Grant	2	0	2	0	0	0	0
Greer	2	1	1	0	0	1	1
Haskell	3	1	0	0	0	2	0
Hughes	1	0	0	0	0	1	0
Jackson	9	3	3	0	0	6	3
Johnston	1	1	0	0	0	0	0
Kay	15	9	6	0	0	0	0
Kingfisher	6	2	3	0	0	2	0
Kiowa	1	1	0	0	0	1	0
Latimer	5	0	5	0	0	0	0
LeFlore	1	0	1	0	0	0	0
Lincoln	7	1	4	0	0	2	0
Logan	12	3	8	0	0	1	0
Love	3	0	3	0	0	0	0
Major	1	1	0	0	0	0	0
Marshall	6	2	3	0	0	1	0
Mayes	11	5	0	0	0	6	0
McClain	9	4	0	0	0	7	0
McCurtain	7	0	6	1	0	0	0
McIntosh	5	3	0	0	0	2	0
Murray	1	0	0	0	0	1	0
Muskogee	26	16	10	0	0	0	0
Nowata	4	0	4	0	0	0	0
Okfuskee	3	3	0	0	0	0	0
Oklahoma	217	74	118	1	0	26	5
Okmulgee	6	3	2	0	0	1	0
Osage	6	6	0	0	0	0	0
Payne	4	0	3	0	0	1	0
Pittsburgh	11	5	2	1	0	7	0
Pontotoc	8	0	6	0	0	2	0
Pottawatomie	15	0	14	0	0	1	0
Pushmataha	1	0	1	0	0	0	0
Rogers	2	0	2	0	0	0	0
Seminole	7	0	7	0	0	0	0
Sequoyah	2	1	0	0	0	0	1
Stephens	1	0	1	0	0	0	0
Texas	2	1	0	0	0	2	1
Tillman	3	0	1	0	0	2	0
Tulsa	43	26	12	0	0	12	0
Wagoner	12	2	3	0	0	7	11
Washington	5	1	4	0	0	1	0

Notes: Information in this table is based on data reported to DMHSAS as of 07/01/2002. The same client may be counted in more than one category, e.g., clients can receive services under more than one contract source, in more than one "County of Residence," or may have multiple "Other Indicators." Please see Definition page for other considerations.

Oklahoma Department of Mental Health and Substance Abuse Services

Counts of Admitted Clients Served by Funding Source for Various Categories During FY2002

Custody of: DHS

	Total	Funding Source					Other
		Mental Health	Substance Abuse	Domestic Violence	Residential Care	Medicaid	
Washita	6	4	0	0	0	5	0
Woods	7	6	1	0	0	0	3
Woodward	6	1	0	0	0	5	6
Other Indicators							
Any Alcohol/Drug Problem	78	20	39	0	0	23	4
Dual Diagnosis	7	1	0	0	0	5	2
Hispanic	46	16	21	0	0	10	4
Homeless	54	44	8	0	0	2	0
Indigent	743	251	297	6	1	213	96
SED (6-17)	294	153	0	0	0	141	61
SMI (If ever)	13	8	2	0	1	3	0

Notes: Information in this table is based on data reported to DMHSAS as of 07/01/2002. The same client may be counted in more than one category, e.g., clients can receive services under more than one contract source, in more than one "County of Residence," or may have multiple "Other Indicators." Please see Definition page for other considerations.

Oklahoma Department of Mental Health and Substance Abuse Services

Counts of Admitted Clients Served by Funding Source for Various Categories During FY2002

Custody of: DOC

	Total	Funding Source					
		Mental Health	Substance Abuse	Domestic Violence	Residential Care	Medicaid	Other
Total							
Unduplicated Count	2,340	301	1,928	69	42	50	123
Agency Type							
Community Mental Health	509	283	209	0	1	47	89
Domestic Violence and Sexual Assault	85	0	23	69	0	0	10
Hospital	10	8	0	0	0	3	0
Other	11	9	2	0	0	0	0
Residential Care	41	0	0	0	41	0	0
Substance Abuse	1,698	1	1,698	0	0	0	24
Sex							
Female	711	116	528	55	21	21	43
Male	1,629	185	1,400	14	21	29	80
Age							
05-17	42	4	34	4	0	3	0
18-20	121	17	99	5	0	1	8
21-24	295	39	240	11	2	4	14
25-34	755	93	629	25	9	12	44
35-44	743	80	634	16	16	12	36
45-54	317	58	241	5	14	11	19
55-64	61	10	48	2	1	5	2
65-74	4	0	3	0	0	1	0
75-84	1	0	0	0	0	1	0
85+	1	0	0	1	0	0	0
Race							
White	1,536	234	1,230	42	31	33	87
Black	438	39	387	7	5	8	13
Native American	228	17	193	14	4	5	19
Hispanic	68	6	58	5	0	1	4
Asian	2	0	2	0	0	0	0
Two or More Races	69	5	59	1	2	3	0
Presenting Problem/Diagnosis							
Alcohol Abuse	510	9	497	3	0	0	25
Developmental Disorder	37	7	2	0	29	0	2
Mood Disorder	187	165	10	1	5	25	15
Other Non-Psychotic	34	30	2	0	0	4	1
Other Psychotic	46	36	1	0	6	10	5
Personality Disorder	6	5	1	0	0	0	0
Schizophrenia	24	23	0	0	0	7	2
Social Conditions	82	1	21	58	2	0	10
Substance Related	1,425	25	1,399	4	0	4	63
Deferred/No Diagnosis	3	0	0	3	0	0	0
County of Residence							
Adair	8	2	6	0	1	0	0
Atoka	122	1	121	0	0	0	25
Beaver	3	0	3	0	0	0	0
Beckham	123	4	119	0	0	1	0
Blaine	4	2	2	0	0	0	0
Bryan	37	3	35	0	0	0	0
Caddo	6	1	5	0	0	0	0
Canadian	32	25	7	0	0	0	0

Notes: Information in this table is based on data reported to DMHSAS as of 07/01/2002. The same client may be counted in more than one category, e.g., clients can receive services under more than one contract source, in more than one "County of Residence," or may have multiple "Other Indicators." Please see Definition page for other considerations.

Oklahoma Department of Mental Health and Substance Abuse Services

Counts of Admitted Clients Served by Funding Source for Various Categories During FY2002

Custody of: DOC

	Funding Source						
	Total	Mental Health	Substance Abuse	Domestic Violence	Residential Care	Medicaid	Other
Carter	3	1	2	0	0	0	0
Cherokee	47	7	34	0	5	2	16
Choctaw	65	0	65	0	0	0	0
Cimarron	1	0	1	0	0	0	0
Cleveland	198	11	181	2	3	2	0
Coal	1	0	1	0	0	0	0
Comanche	64	5	52	6	0	2	6
Cotton	2	2	1	0	0	0	0
Craig	19	1	18	0	0	1	0
Creek	33	11	22	0	0	1	0
Custer	6	2	4	0	0	2	0
Delaware	10	1	9	0	0	0	0
Dewey	2	1	1	0	0	0	0
Ellis	1	0	0	1	0	0	0
Garfield	32	2	25	2	0	3	0
Garvin	5	2	2	1	0	1	0
Grady	7	3	2	1	1	0	0
Greer	3	0	3	0	0	0	0
Harmon	2	0	2	0	0	0	0
Harper	1	0	1	0	0	0	0
Haskell	3	2	1	0	0	1	0
Hughes	27	3	19	0	0	0	19
Jackson	49	0	49	0	0	0	0
Jefferson	2	2	0	0	0	0	2
Johnston	2	0	1	0	0	1	0
Kay	50	5	44	3	0	1	0
Kingfisher	10	3	7	0	0	0	0
Kiowa	1	0	1	0	0	0	0
LeFlore	4	2	2	0	0	0	0
Lincoln	5	3	0	1	1	1	0
Logan	17	8	8	1	0	0	0
Major	2	0	2	0	0	0	0
Marshall	5	1	4	0	0	1	0
Mayes	15	4	5	4	1	0	1
McClain	4	0	3	0	0	1	0
McCurtain	49	1	44	2	0	2	0
McIntosh	31	0	3	0	28	0	0
Muskogee	122	5	115	4	0	0	22
Noble	2	0	2	0	0	0	0
Nowata	1	0	1	0	0	0	0
Okfuskee	3	2	1	0	0	1	0
Oklahoma	379	48	317	6	1	12	4
Okmulgee	15	5	8	1	1	1	0
Osage	7	1	6	1	0	0	0
Ottawa	4	0	3	1	0	0	0
Pawnee	3	1	1	1	0	0	1
Payne	17	6	7	4	0	1	3
Pittsburgh	47	5	40	1	0	3	1
Pontotoc	31	10	21	11	0	1	0
Pottawatomie	23	5	18	0	0	0	0
Pushmataha	3	0	3	0	0	0	0
Roger Mills	1	0	1	1	0	0	0
Rogers	28	5	20	3	0	0	0

Notes: Information in this table is based on data reported to DMHSAS as of 07/01/2002. The same client may be counted in more than one category, e.g., clients can receive services under more than one contract source, in more than one "County of Residence," or may have multiple "Other Indicators." Please see Definition page for other considerations.

Oklahoma Department of Mental Health and Substance Abuse Services

Counts of Admitted Clients Served by Funding Source for Various Categories During FY2002

Custody of: DOC

	Funding Source						
	Total	Mental Health	Substance Abuse	Domestic Violence	Residential Care	Medicaid	Other
Seminole	48	4	43	2	0	1	2
Sequoyah	11	4	8	0	0	1	3
Stephens	16	5	9	2	0	1	4
Texas	18	1	17	0	0	0	0
Tillman	1	0	1	0	0	0	0
Tulsa	383	67	319	2	0	3	2
Wagoner	22	2	20	0	0	1	4
Washington	34	0	25	3	0	1	6
Washita	1	0	1	0	0	0	0
Woods	3	3	0	0	0	0	2
Woodward	1	0	1	0	0	0	0
Out of State/Unknown	10	1	7	2	0	0	0
Other Indicators							
Any Alcohol/Drug Problem	2,086	162	1,919	13	2	21	97
Dual Diagnosis	71	63	8	0	1	9	5
Hispanic	81	7	67	5	2	2	4
Homeless	75	29	34	12	0	2	4
Indigent	2,233	299	1,837	61	38	50	119
SED (6-17)	3	1	0	0	0	3	0
SMI (If ever)	523	238	233	11	42	44	28

Notes: Information in this table is based on data reported to DMHSAS as of 07/01/2002. The same client may be counted in more than one category, e.g., clients can receive services under more than one contract source, in more than one "County of Residence," or may have multiple "Other Indicators." Please see Definition page for other considerations.

Oklahoma Department of Mental Health and Substance Abuse Services

Counts of Admitted Clients Served by Funding Source for Various Categories During FY2002

Custody of: OJA

	Total	Funding Source					Other
		Mental Health	Substance Abuse	Domestic Violence	Residential Care	Medicaid	
Total							
Unduplicated Count	227	73	115	0	1	52	31
Agency Type							
Community Mental Health	96	64	2	0	0	36	29
Hospital	22	9	0	0	0	16	2
Residential Care	1	0	0	0	1	0	0
Substance Abuse	113	0	113	0	0	0	0
Sex							
Female	65	21	44	0	0	5	1
Male	162	52	71	0	1	47	30
Age							
05-17	193	63	94	0	0	51	30
18-20	33	10	21	0	0	1	1
35-44	1	0	0	0	1	0	0
Race							
White	137	51	61	0	1	32	23
Black	25	6	16	0	0	5	2
Native American	41	13	22	0	0	10	2
Hispanic	16	1	9	0	0	3	3
Asian	1	0	1	0	0	0	0
Two or More Races	10	2	6	0	0	2	1
Presenting Problem/Diagnosis							
Alcohol Abuse	19	0	19	0	0	0	0
Developmental Disorder	29	19	1	0	0	8	6
Mood Disorder	44	27	0	0	0	24	8
Other Non-Psychotic	32	20	0	0	0	17	12
Other Psychotic	5	3	0	0	1	2	1
Personality Disorder	1	1	0	0	0	0	0
Schizophrenia	1	1	0	0	0	0	1
Social Conditions	9	0	9	0	0	0	0
Substance Related	89	2	86	0	0	1	3
County of Residence							
Adair	1	0	0	0	1	0	0
Alfalfa	2	1	1	0	0	0	1
Beaver	1	1	0	0	0	1	1
Beckham	2	1	1	0	0	1	0
Blaine	4	4	0	0	0	0	0
Caddo	4	1	2	0	0	1	1
Carter	1	1	0	0	0	1	0
Cherokee	1	0	0	0	0	0	1
Cleveland	26	14	0	0	0	17	5
Comanche	17	5	1	0	0	3	13
Craig	1	1	0	0	0	0	0
Custer	1	1	0	0	0	0	0
Delaware	2	0	2	0	0	0	0
Ellis	1	1	0	0	0	0	1
Garfield	3	1	2	0	0	0	0
Garvin	3	2	2	0	0	0	0
Grady	24	0	22	0	0	2	0
Harmon	1	0	1	0	0	0	0

Notes: Information in this table is based on data reported to DMHSAS as of 07/01/2002. The same client may be counted in more than one category, e.g., clients can receive services under more than one contract source, in more than one "County of Residence," or may have multiple "Other Indicators." Please see Definition page for other considerations.

Oklahoma Department of Mental Health and Substance Abuse Services

Counts of Admitted Clients Served by Funding Source for Various Categories During FY2002

Custody of: OJA

	Funding Source						
	Total	Mental Health	Substance Abuse	Domestic Violence	Residential Care	Medicaid	Other
Kay	3	2	0	0	0	1	0
Kiowa	1	0	0	0	0	1	0
Lincoln	6	4	1	0	0	1	0
Logan	1	0	1	0	0	0	0
Major	1	1	0	0	0	0	0
McClain	1	1	0	0	0	0	0
McCurtain	10	1	9	0	0	1	0
Murray	1	1	0	0	0	1	0
Muskogee	12	8	4	0	0	0	0
Noble	3	2	0	0	0	1	0
Oklahoma	19	4	12	0	0	4	2
Okmulgee	1	1	0	0	0	0	0
Osage	1	1	0	0	0	0	0
Ottawa	2	0	1	0	0	1	0
Payne	2	0	2	0	0	0	0
Pittsburgh	1	0	0	0	0	1	0
Pontotoc	2	0	2	0	0	0	0
Pottawatomie	10	1	8	0	0	1	0
Rogers	2	1	1	0	0	0	0
Seminole	2	1	1	0	0	1	0
Stephens	1	1	0	0	0	1	0
Texas	4	1	3	0	0	0	0
Tillman	2	0	0	0	0	2	0
Tulsa	36	5	29	0	0	3	1
Washington	8	0	7	0	0	1	0
Washita	1	0	0	0	0	1	0
Woods	2	2	0	0	0	2	2
Woodward	3	2	0	0	0	2	3
Other Indicators							
Any Alcohol/Drug Problem	156	31	109	0	0	24	8
Dual Diagnosis	10	4	1	0	0	5	1
Hispanic	17	1	9	0	0	4	4
Homeless	1	1	0	0	0	0	0
Indigent	224	72	113	0	1	52	30
SED (6-17)	69	35	1	0	0	35	21
SMI (If ever)	7	5	0	0	1	1	0

Notes: Information in this table is based on data reported to DMHSAS as of 07/01/2002. The same client may be counted in more than one category, e.g., clients can receive services under more than one contract source, in more than one "County of Residence," or may have multiple "Other Indicators." Please see Definition page for other considerations.

Oklahoma Department of Mental Health and Substance Abuse Services

Counts of Admitted Clients Served by Funding Source for Various Categories During FY2002

Deaf and Hard Hearing

	Total	Funding Source					
		Mental Health	Substance Abuse	Domestic Violence	Residential Care	Medicaid	Other
Total							
Unduplicated Count	225	128	34	15	6	73	47
Agency Type							
Community Mental Health	162	118	7	0	1	70	41
Domestic Violence and Sexual Assault	15	0	0	15	0	0	0
Hospital	21	12	0	0	0	4	6
Residential Care	5	0	0	0	5	0	0
Substance Abuse	28	0	28	0	0	0	0
Sex							
Female	114	63	13	14	0	45	22
Male	111	65	21	1	6	28	25
Age							
0-04	1	0	0	1	0	0	0
05-17	10	5	0	1	0	6	2
18-20	9	6	2	1	0	2	2
21-24	13	8	4	1	0	2	2
25-34	32	15	8	4	0	9	4
35-44	55	32	7	3	1	18	10
45-54	44	24	8	3	3	13	8
55-64	30	22	1	0	1	12	10
65-74	13	6	4	0	1	5	1
75-84	12	7	0	1	0	4	6
85+	6	3	0	0	0	2	2
Race							
White	181	104	30	12	4	58	39
Black	21	12	0	1	1	9	4
Native American	17	8	3	1	1	4	3
Hispanic	1	1	0	0	0	1	0
Two or More Races	6	3	2	1	0	1	1
Presenting Problem/Diagnosis							
Alcohol Abuse	17	2	12	0	0	1	4
Developmental Disorder	8	3	0	0	2	5	1
Mood Disorder	86	65	2	0	1	34	22
Non Alcohol/Drug Related Organic	4	2	1	0	0	2	1
Other Non-Psychotic	22	17	1	0	0	6	7
Other Psychotic	28	25	0	0	0	10	7
Schizophrenia	20	9	2	0	0	11	4
Social Conditions	18	1	0	15	1	1	0
Substance Related	22	3	17	0	0	3	1
Unknown/Other	3	1	0	0	2	0	0
County of Residence							
Adair	2	1	1	0	0	1	0
Atoka	3	3	0	0	0	1	2
Beckham	3	1	0	1	0	1	0
Blaine	1	1	0	0	0	1	1
Bryan	1	1	0	0	0	0	0
Caddo	2	1	0	0	0	1	1
Carter	3	2	0	1	0	1	0
Cherokee	1	0	0	0	0	0	1
Cleveland	17	9	3	0	0	7	5

Notes: Information in this table is based on data reported to DMHSAS as of 07/01/2002. The same client may be counted in more than one category, e.g., clients can receive services under more than one contract source, in more than one "County of Residence," or may have multiple "Other Indicators." Please see Definition page for other considerations.

Oklahoma Department of Mental Health and Substance Abuse Services

Counts of Admitted Clients Served by Funding Source for Various Categories During FY2002

Deaf and Hard Hearing

	Funding Source						
	Total	Mental Health	Substance Abuse	Domestic Violence	Residential Care	Medicaid	Other
Comanche	5	3	0	0	0	2	5
Craig	2	0	0	0	0	2	0
Creek	4	2	1	0	0	1	0
Custer	2	2	1	0	0	1	0
Delaware	1	1	0	0	0	0	0
Ellis	1	1	0	0	0	0	1
Garfield	10	6	0	0	0	3	2
Garvin	3	3	0	0	0	1	1
Grady	5	3	2	0	0	0	1
Harper	1	0	0	0	0	0	1
Haskell	2	1	0	0	0	1	1
Hughes	2	2	0	0	0	2	1
Johnston	1	1	0	0	0	0	0
Kay	4	1	0	0	0	4	0
Kingfisher	2	2	0	0	0	0	0
Latimer	2	1	0	0	0	2	1
LeFlore	4	2	1	1	0	1	1
Lincoln	1	1	0	0	0	1	0
Love	1	0	0	1	0	0	0
Mayes	1	0	0	0	0	0	1
McClain	2	1	1	0	0	0	1
McCurtain	1	0	0	0	0	1	1
Murray	3	1	0	0	0	3	0
Muskogee	6	5	0	0	1	2	0
Okfuskee	1	1	0	0	0	0	0
Oklahoma	52	26	11	3	0	18	4
Okmulgee	3	2	0	0	0	1	1
Osage	1	0	1	0	0	0	0
Ottawa	2	2	0	0	0	1	0
Pawnee	3	2	1	0	0	1	0
Payne	2	1	0	0	0	1	0
Pittsburgh	7	3	0	1	2	2	2
Pontotoc	1	0	0	1	0	0	0
Pottawatomie	7	3	2	0	0	3	1
Rogers	1	1	0	0	0	1	0
Seminole	2	2	1	0	0	0	0
Sequoyah	2	1	1	0	0	1	1
Stephens	4	1	1	1	0	0	2
Texas	2	1	0	0	0	0	2
Tillman	1	1	0	0	0	0	0
Tulsa	22	13	5	1	2	4	0
Wagoner	4	2	1	1	1	0	0
Washington	2	0	0	2	0	0	0
Washita	1	1	0	0	0	1	0
Woods	1	1	0	0	0	0	1
Woodward	6	5	0	0	0	0	5
Out of State/Unknown	2	1	0	1	0	0	0
Other Indicators							
Any Alcohol/Drug Problem	76	37	33	1	1	16	12
Dual Diagnosis	14	12	3	0	0	3	3
Hispanic	3	3	0	0	0	2	1
Homeless	14	6	4	2	0	2	2

Notes: Information in this table is based on data reported to DMHSAS as of 07/01/2002. The same client may be counted in more than one category, e.g., clients can receive services under more than one contract source, in more than one "County of Residence," or may have multiple "Other Indicators." Please see Definition page for other considerations.

Oklahoma Department of Mental Health and Substance Abuse Services
Counts of Admitted Clients Served by Funding Source for Various Categories During FY2002
Deaf and Hard Hearing

	Funding Source						
	Total	Mental Health	Substance Abuse	Domestic Violence	Residential Care	Medicaid	Other
Indigent	221	127	33	14	6	72	46
SED (6-17)	6	2	0	0	0	4	1
SMI (If ever)	147	102	8	0	6	62	31

Notes: Information in this table is based on data reported to DMHSAS as of 07/01/2002. The same client may be counted in more than one category, e.g., clients can receive services under more than one contract source, in more than one "County of Residence," or may have multiple "Other Indicators." Please see Definition page for other considerations.

Oklahoma Department of Mental Health and Substance Abuse Services
Counts of Admitted Clients Served by Funding Source for Various Categories During FY2002
Detox Services

	Total	Funding Source					
		Mental Health	Substance Abuse	Domestic Violence	Residential Care	Medicaid	Other
Total							
Unduplicated Count	3,336	0	3,336	0	0	0	0
Agency Type							
Community Mental Health	123	0	123	0	0	0	0
Substance Abuse	3,219	0	3,219	0	0	0	0
Sex							
Female	1,113	0	1,113	0	0	0	0
Male	2,223	0	2,223	0	0	0	0
Age							
05-17	17	0	17	0	0	0	0
18-20	208	0	208	0	0	0	0
21-24	386	0	386	0	0	0	0
25-34	942	0	942	0	0	0	0
35-44	1,216	0	1,216	0	0	0	0
45-54	475	0	475	0	0	0	0
55-64	81	0	81	0	0	0	0
65-74	10	0	10	0	0	0	0
75-84	1	0	1	0	0	0	0
Race							
White	2,206	0	2,206	0	0	0	0
Black	674	0	674	0	0	0	0
Native American	328	0	328	0	0	0	0
Hispanic	60	0	60	0	0	0	0
Asian	13	0	13	0	0	0	0
Two or More Races	72	0	72	0	0	0	0
Presenting Problem/Diagnosis							
Alcohol Abuse	1,323	0	1,323	0	0	0	0
Mood Disorder	53	0	53	0	0	0	0
Other Non-Psychotic	1	0	1	0	0	0	0
Other Psychotic	8	0	8	0	0	0	0
Schizophrenia	1	0	1	0	0	0	0
Substance Related	1,981	0	1,981	0	0	0	0
County of Residence							
Adair	5	0	5	0	0	0	0
Alfalfa	2	0	2	0	0	0	0
Beckham	9	0	9	0	0	0	0
Blaine	7	0	7	0	0	0	0
Bryan	23	0	23	0	0	0	0
Caddo	27	0	27	0	0	0	0
Canadian	30	0	30	0	0	0	0
Carter	71	0	71	0	0	0	0
Cherokee	18	0	18	0	0	0	0
Choctaw	9	0	9	0	0	0	0
Cleveland	72	0	72	0	0	0	0
Comanche	178	0	178	0	0	0	0
Cotton	1	0	1	0	0	0	0
Craig	5	0	5	0	0	0	0
Creek	57	0	57	0	0	0	0
Custer	14	0	14	0	0	0	0
Delaware	11	0	11	0	0	0	0

Notes: Information in this table is based on data reported to DMHSAS as of 07/01/2002. The same client may be counted in more than one category, e.g., clients can receive services under more than one contract source, in more than one "County of Residence," or may have multiple "Other Indicators." Please see Definition page for other considerations.

Oklahoma Department of Mental Health and Substance Abuse Services

Counts of Admitted Clients Served by Funding Source for Various Categories During FY2002

Detox Services

	Total	Funding Source					Other
		Mental Health	Substance Abuse	Domestic Violence	Residential Care	Medicaid	
Dewey	4	0	4	0	0	0	0
Ellis	1	0	1	0	0	0	0
Garfield	55	0	55	0	0	0	0
Garvin	26	0	26	0	0	0	0
Grady	23	0	23	0	0	0	0
Grant	2	0	2	0	0	0	0
Greer	3	0	3	0	0	0	0
Harmon	2	0	2	0	0	0	0
Harper	1	0	1	0	0	0	0
Haskell	6	0	6	0	0	0	0
Hughes	8	0	8	0	0	0	0
Jackson	28	0	28	0	0	0	0
Jefferson	1	0	1	0	0	0	0
Johnston	11	0	11	0	0	0	0
Kay	56	0	56	0	0	0	0
Kingfisher	5	0	5	0	0	0	0
Kiowa	9	0	9	0	0	0	0
Latimer	4	0	4	0	0	0	0
LeFlore	6	0	6	0	0	0	0
Lincoln	17	0	17	0	0	0	0
Logan	21	0	21	0	0	0	0
Love	7	0	7	0	0	0	0
Major	3	0	3	0	0	0	0
Marshall	8	0	8	0	0	0	0
Mayes	12	0	12	0	0	0	0
McClain	11	0	11	0	0	0	0
McCurtain	20	0	20	0	0	0	0
McIntosh	15	0	15	0	0	0	0
Murray	21	0	21	0	0	0	0
Muskogee	54	0	54	0	0	0	0
Noble	21	0	21	0	0	0	0
Nowata	1	0	1	0	0	0	0
Okfuskee	3	0	3	0	0	0	0
Oklahoma	751	0	751	0	0	0	0
Okmulgee	29	0	29	0	0	0	0
Osage	30	0	30	0	0	0	0
Ottawa	10	0	10	0	0	0	0
Pawnee	19	0	19	0	0	0	0
Payne	173	0	173	0	0	0	0
Pittsburgh	18	0	18	0	0	0	0
Pontotoc	23	0	23	0	0	0	0
Pottawatomie	49	0	49	0	0	0	0
Pushmataha	6	0	6	0	0	0	0
Roger Mills	2	0	2	0	0	0	0
Rogers	27	0	27	0	0	0	0
Seminole	27	0	27	0	0	0	0
Sequoyah	20	0	20	0	0	0	0
Stephens	23	0	23	0	0	0	0
Tillman	4	0	4	0	0	0	0
Tulsa	1,019	0	1,019	0	0	0	0
Wagoner	40	0	40	0	0	0	0
Washington	38	0	38	0	0	0	0
Washita	5	0	5	0	0	0	0

Notes: Information in this table is based on data reported to DMHSAS as of 07/01/2002. The same client may be counted in more than one category, e.g., clients can receive services under more than one contract source, in more than one "County of Residence," or may have multiple "Other Indicators." Please see Definition page for other considerations.

Oklahoma Department of Mental Health and Substance Abuse Services

Counts of Admitted Clients Served by Funding Source for Various Categories During FY2002

Detox Services

	Total	Funding Source					Other
		Mental Health	Substance Abuse	Domestic Violence	Residential Care	Medicaid	
Woods	2	0	2	0	0	0	0
Woodward	1	0	1	0	0	0	0
Out of State/Unknown	58	0	58	0	0	0	0
Other Indicators							
Any Alcohol/Drug Problem	3,333	0	3,333	0	0	0	0
Dual Diagnosis	61	0	61	0	0	0	0
Hispanic	65	0	65	0	0	0	0
Homeless	512	0	512	0	0	0	0
Indigent	3,289	0	3,289	0	0	0	0
SMI (If ever)	872	0	872	0	0	0	0

Notes: Information in this table is based on data reported to DMHSAS as of 07/01/2002. The same client may be counted in more than one category, e.g., clients can receive services under more than one contract source, in more than one "County of Residence," or may have multiple "Other Indicators." Please see Definition page for other considerations.

Oklahoma Department of Mental Health and Substance Abuse Services

Counts of Admitted Clients Served by Funding Source for Various Categories During FY2002

Dual Diagnosis

	Total	Funding Source					
		Mental Health	Substance Abuse	Domestic Violence	Residential Care	Medicaid	Other
Total							
Unduplicated Count	4,887	4,141	617	0	13	966	686
Agency Type							
Community Mental Health	4,246	3,714	406	0	13	921	574
Hospital	780	627	0	0	0	53	121
Other	17	9	8	0	0	0	0
Substance Abuse	219	0	217	0	0	0	2
Sex							
Female	2,032	1,695	248	0	5	448	264
Male	2,855	2,446	369	0	8	518	422
Age							
05-17	68	32	0	0	0	28	18
18-20	221	200	21	0	0	22	29
21-24	442	405	52	0	0	57	50
25-34	1,251	1,106	154	0	2	211	134
35-44	1,684	1,422	243	0	6	344	263
45-54	927	769	119	0	3	205	128
55-64	239	177	20	0	2	80	47
65-74	51	29	7	0	0	18	16
75-84	4	1	1	0	0	1	1
Race							
White	3,707	3,168	468	0	10	677	550
Black	636	521	73	0	1	158	70
Native American	382	318	54	0	1	94	42
Hispanic	75	57	7	0	1	16	11
Asian	15	11	3	0	0	2	1
Two or More Races	138	117	14	0	0	19	12
Presenting Problem/Diagnosis							
Alcohol Abuse	264	184	82	0	0	27	35
Developmental Disorder	2	2	0	0	0	1	1
Mood Disorder	2,688	2,390	238	0	6	392	283
Non Alcohol/Drug Related Organic	2	1	0	0	0	1	1
Other Non-Psychotic	81	71	3	0	0	15	10
Other Psychotic	981	831	48	0	2	232	194
Personality Disorder	42	38	5	0	0	2	2
Schizophrenia	731	569	56	0	5	275	125
Social Conditions	3	3	0	0	0	0	0
Substance Related	428	245	196	0	0	28	41
County of Residence							
Adair	28	18	13	0	0	7	13
Alfalfa	2	2	0	0	0	0	2
Atoka	15	8	0	0	0	5	5
Beaver	6	5	0	0	0	2	5
Beckham	28	25	0	0	0	12	0
Blaine	8	7	0	0	0	1	2
Bryan	43	35	3	0	0	7	5
Caddo	23	18	1	0	0	8	12
Canadian	70	60	6	0	0	6	2
Carter	57	48	13	0	0	9	2
Cherokee	44	28	24	0	0	9	13

Notes: Information in this table is based on data reported to DMHSAS as of 07/01/2002. The same client may be counted in more than one category, e.g., clients can receive services under more than one contract source, in more than one "County of Residence," or may have multiple "Other Indicators." Please see Definition page for other considerations.

Oklahoma Department of Mental Health and Substance Abuse Services

Counts of Admitted Clients Served by Funding Source for Various Categories During FY2002

Dual Diagnosis

	Funding Source						
	Total	Mental Health	Substance Abuse	Domestic Violence	Residential Care	Medicaid Other	
Choctaw	13	11	0	0	0	4	4
Cimarron	5	4	0	0	0	0	4
Cleveland	298	230	17	0	0	75	91
Coal	2	2	0	0	0	0	1
Comanche	116	87	3	0	0	35	95
Cotton	1	1	0	0	0	0	1
Craig	73	55	1	0	0	30	0
Creek	81	72	6	0	0	11	7
Custer	31	24	6	0	0	12	1
Delaware	34	30	1	0	0	7	0
Dewey	9	8	0	0	0	0	3
Ellis	5	4	0	0	0	1	3
Garfield	65	56	0	0	0	10	12
Garvin	47	37	14	0	0	8	5
Grady	42	36	3	0	0	6	1
Grant	2	2	0	0	0	0	0
Greer	2	2	0	0	0	1	1
Harmon	3	1	0	0	0	1	2
Harper	10	6	1	0	0	2	7
Haskell	20	16	1	0	0	7	8
Hughes	13	9	2	0	0	5	5
Jackson	19	9	1	0	0	5	13
Jefferson	3	1	0	0	0	2	0
Johnston	18	14	0	0	0	7	1
Kay	100	79	16	0	0	41	6
Kingfisher	9	8	0	0	0	1	2
Kiowa	11	11	0	0	0	2	2
Latimer	14	8	1	0	0	3	3
LeFlore	51	42	1	0	0	11	14
Lincoln	41	29	9	0	0	8	2
Logan	29	27	0	0	0	0	2
Love	6	5	1	0	0	1	1
Major	10	8	0	0	0	1	8
Marshall	16	11	3	0	0	5	1
Mayes	99	79	1	0	0	42	0
McClain	33	23	2	0	0	5	8
McCurtain	35	28	2	0	0	20	10
McIntosh	24	19	0	0	0	8	3
Murray	16	12	3	0	0	3	0
Muskogee	131	120	6	0	8	32	1
Noble	12	9	0	0	0	5	0
Nowata	15	11	1	0	0	5	0
Okfuskee	12	10	1	0	0	8	0
Oklahoma	929	776	82	0	5	174	64
Okmulgee	25	23	1	0	0	8	3
Osage	16	7	7	0	0	3	0
Ottawa	40	37	0	0	0	13	0
Pawnee	16	12	2	0	0	5	2
Payne	72	61	3	0	0	15	5
Pittsburgh	74	64	1	0	0	24	21
Pontotoc	64	49	15	0	0	19	3
Pottawatomie	89	72	4	0	0	15	6
Pushmataha	15	12	2	0	0	3	6

Notes: Information in this table is based on data reported to DMHSAS as of 07/01/2002. The same client may be counted in more than one category, e.g., clients can receive services under more than one contract source, in more than one "County of Residence," or may have multiple "Other Indicators." Please see Definition page for other considerations.

Oklahoma Department of Mental Health and Substance Abuse Services

Counts of Admitted Clients Served by Funding Source for Various Categories During FY2002

Dual Diagnosis

	Funding Source						
	Total	Mental Health	Substance Abuse	Domestic Violence	Residential Care	Medicaid	Other
Roger Mills	3	3	1	0	0	2	0
Rogers	97	92	2	0	0	10	0
Seminole	48	38	14	0	0	11	3
Sequoyah	36	32	12	0	0	4	8
Stephens	34	29	0	0	0	6	22
Texas	40	35	0	0	0	5	32
Tillman	8	7	1	0	0	1	5
Tulsa	1,286	1,178	293	0	0	117	26
Wagoner	31	24	8	0	0	4	5
Washington	96	85	5	0	0	22	1
Washita	6	5	1	0	0	1	0
Woods	14	11	0	0	0	2	8
Woodward	80	65	0	0	0	14	74
Out of State/Unknown	24	18	3	0	0	2	7
Other Indicators							
Any Alcohol/Drug Problem	4,887	4,141	617	0	13	966	686
Dual Diagnosis	4,887	4,141	617	0	13	966	686
Hispanic	98	73	12	0	1	20	16
Homeless	523	455	70	0	3	46	28
Indigent	4,803	4,087	607	0	13	961	637
SED (6-17)	54	23	0	0	0	25	14
SMI (If ever)	4,314	3,702	543	0	13	897	547

Notes: Information in this table is based on data reported to DMHSAS as of 07/01/2002. The same client may be counted in more than one category, e.g., clients can receive services under more than one contract source, in more than one "County of Residence," or may have multiple "Other Indicators." Please see Definition page for other considerations.

Oklahoma Department of Mental Health and Substance Abuse Services

Counts of Admitted Clients Served by Funding Source for Various Categories During FY2002

Ethnicity: Hispanic

	Total	Funding Source					
		Mental Health	Substance Abuse	Domestic Violence	Residential Care	Medicaid	Other
Total							
Unduplicated Count	2,223	810	593	706	22	184	266
Agency Type							
Community Mental Health	917	757	40	0	2	164	210
Domestic Violence and Sexual Assault	758	0	31	704	0	0	47
Hospital	86	60	0	0	0	21	9
Other	23	22	1	0	0	0	0
Residential Care	21	2	0	0	20	0	0
Substance Abuse	530	0	528	3	0	0	0
Sex							
Female	1,117	410	180	475	10	108	134
Male	1,106	400	413	231	12	76	132
Age							
0-04	209	6	26	172	0	1	9
05-17	495	162	105	178	0	60	64
18-20	153	66	52	32	0	11	18
21-24	253	96	82	78	1	9	26
25-34	482	186	158	130	4	27	58
35-44	424	172	134	91	9	41	61
45-54	157	92	31	21	3	23	23
55-64	43	27	4	4	4	9	6
65-74	3	1	0	0	0	2	1
75-84	4	2	1	0	1	1	0
Race							
Hispanic	1,756	616	499	581	11	122	200
Two or More Races	506	216	96	128	11	63	66
Presenting Problem/Diagnosis							
Alcohol Abuse	268	46	222	2	0	6	18
Developmental Disorder	57	47	1	0	2	10	14
Mood Disorder	440	358	7	3	8	82	89
Non Alcohol/Drug Related Organic	4	4	0	0	0	1	0
Other Non-Psychotic	211	174	1	0	0	35	56
Other Psychotic	112	92	1	0	9	18	20
Personality Disorder	5	4	0	0	0	2	0
Schizophrenia	62	43	0	0	0	26	12
Social Conditions	808	42	57	682	2	1	48
Substance Related	333	27	311	3	0	4	9
Unknown/Other	1	0	0	0	1	0	0
Deferred/No Diagnosis	18	0	0	17	1	0	0
County of Residence							
Adair	14	8	3	2	0	1	6
Alfalfa	2	2	0	0	0	1	2
Atoka	7	0	7	0	0	0	0
Beaver	4	3	0	0	0	2	1
Beckham	30	9	11	7	0	5	1
Blaine	14	10	3	1	0	3	0
Bryan	18	5	1	11	0	1	0
Caddo	27	6	8	9	0	3	7
Canadian	37	22	4	12	0	3	0
Carter	17	6	6	5	0	1	1

Notes: Information in this table is based on data reported to DMHSAS as of 07/01/2002. The same client may be counted in more than one category, e.g., clients can receive services under more than one contract source, in more than one "County of Residence," or may have multiple "Other Indicators." Please see Definition page for other considerations.

Oklahoma Department of Mental Health and Substance Abuse Services

Counts of Admitted Clients Served by Funding Source for Various Categories During FY2002

Ethnicity: Hispanic

	Funding Source						
	Total	Mental Health	Substance Abuse	Domestic Violence	Residential Care	Medicaid Other	
Cherokee	31	4	4	20	2	1	7
Choctaw	3	1	0	1	0	1	1
Cimarron	3	2	0	0	0	1	3
Cleveland	80	35	36	6	1	11	8
Coal	5	0	4	1	0	0	0
Comanche	129	51	18	26	1	28	78
Cotton	4	0	0	0	0	2	3
Craig	5	0	1	1	3	0	0
Creek	16	7	3	1	1	0	4
Custer	37	11	2	21	0	7	0
Delaware	12	4	2	6	0	0	0
Ellis	6	3	0	3	0	0	2
Garfield	59	15	12	32	0	3	4
Garvin	12	10	2	1	0	2	0
Grady	22	16	4	2	0	4	2
Greer	6	1	3	1	0	2	2
Harmon	14	3	0	9	0	2	2
Harper	3	2	0	0	0	0	2
Haskell	3	0	0	3	0	0	0
Hughes	6	5	0	1	0	1	1
Jackson	65	8	18	33	0	7	10
Jefferson	6	4	0	2	0	1	2
Johnston	2	2	0	0	0	0	0
Kay	42	11	7	23	0	5	0
Kingfisher	9	4	2	4	0	0	0
Kiowa	17	8	6	5	0	1	0
Latimer	1	0	1	0	0	0	0
LeFlore	29	2	6	21	0	1	1
Lincoln	4	3	0	0	1	0	0
Logan	8	5	1	2	0	0	0
Love	8	2	1	5	0	0	1
Major	3	0	0	2	0	0	1
Marshall	11	5	4	2	0	0	0
Mayes	15	4	1	2	5	7	1
McClain	8	4	3	0	0	2	0
McCurtain	12	3	5	5	0	2	1
McIntosh	1	0	1	0	0	0	0
Murray	6	1	0	4	0	1	0
Muskogee	26	20	3	2	1	5	0
Noble	2	0	2	0	0	0	0
Nowata	4	0	2	0	0	0	2
Okfuskee	6	2	1	0	1	1	1
Oklahoma	540	204	191	134	2	29	10
Okmulgee	17	10	5	3	0	0	2
Osage	7	4	3	0	0	1	0
Ottawa	30	5	3	18	1	2	3
Pawnee	4	1	2	1	0	0	0
Payne	31	2	15	13	0	0	10
Pittsburgh	11	3	6	2	0	1	3
Pontotoc	26	5	12	12	1	4	0
Pottawatomie	21	6	8	5	0	2	1
Pushmataha	3	1	1	1	0	0	0
Roger Mills	1	1	0	0	0	0	0

Notes: Information in this table is based on data reported to DMHSAS as of 07/01/2002. The same client may be counted in more than one category, e.g., clients can receive services under more than one contract source, in more than one "County of Residence," or may have multiple "Other Indicators." Please see Definition page for other considerations.

Oklahoma Department of Mental Health and Substance Abuse Services

Counts of Admitted Clients Served by Funding Source for Various Categories During FY2002

Ethnicity: Hispanic

	Total	Funding Source					Other
		Mental Health	Substance Abuse	Domestic Violence	Residential Care	Medicaid	
Rogers	14	6	1	7	0	0	0
Seminole	17	7	1	7	0	3	0
Sequoyah	8	0	2	4	1	0	2
Stephens	41	7	5	30	0	1	3
Texas	126	34	29	58	0	4	35
Tillman	22	5	2	14	0	3	2
Tulsa	306	153	95	51	2	8	20
Wagoner	8	3	5	1	0	1	0
Washington	23	2	9	10	0	1	3
Washita	14	6	2	7	0	4	0
Woods	8	5	0	3	0	1	2
Woodward	12	6	0	4	0	1	7
Out of State/Unknown	41	8	3	28	0	0	6
Other Indicators							
Any Alcohol/Drug Problem	788	223	539	17	3	55	54
Dual Diagnosis	98	73	12	0	1	20	16
Hispanic	2,223	810	593	706	22	184	266
Homeless	272	52	33	193	2	1	6
Indigent	2,125	787	581	664	20	182	229
SED (6-17)	96	55	0	0	0	38	29
SMI (If ever)	542	421	56	25	22	98	71

Notes: Information in this table is based on data reported to DMHSAS as of 07/01/2002. The same client may be counted in more than one category, e.g., clients can receive services under more than one contract source, in more than one "County of Residence," or may have multiple "Other Indicators." Please see Definition page for other considerations.

Oklahoma Department of Mental Health and Substance Abuse Services

Counts of Admitted Clients Served by Funding Source for Various Categories During FY2002

Homeless

	Total	Funding Source					
		Mental Health	Substance Abuse	Domestic Violence	Residential Care	Medicaid	Other
Total							
Unduplicated Count	5,095	2,010	1,016	2,165	45	204	268
Agency Type							
Community Mental Health	1,740	1,644	75	0	7	188	116
Domestic Violence and Sexual Assault	2,175	0	39	2,131	0	0	93
Hospital	508	435	0	0	0	21	69
Other	303	297	6	0	0	0	0
Residential Care	38	0	0	0	38	0	0
Substance Abuse	940	0	904	38	0	0	0
Sex							
Female	2,675	760	314	1,642	14	99	142
Male	2,420	1,250	702	523	31	105	126
Age							
0-04	509	1	18	488	0	1	10
05-17	585	49	20	515	0	2	5
18-20	200	69	37	94	1	11	14
21-24	391	132	96	173	2	11	28
25-34	1,119	491	270	406	3	41	58
35-44	1,400	716	393	350	16	71	87
45-54	725	445	155	116	18	47	48
55-64	143	97	23	17	3	18	12
65-74	17	8	3	3	2	2	5
75-84	4	2	1	1	0	0	1
85+	2	0	0	2	0	0	0
Race							
White	3,261	1,455	651	1,212	33	147	185
Black	858	371	190	309	8	43	34
Native American	502	137	115	252	2	13	27
Hispanic	219	45	31	148	1	1	3
Asian	32	10	3	18	0	0	3
Two or More Races	315	41	32	240	1	2	18
Presenting Problem/Diagnosis							
Alcohol Abuse	480	150	346	1	1	6	12
Developmental Disorder	33	28	0	1	3	3	1
Mood Disorder	993	948	32	1	6	77	37
Non Alcohol/Drug Related Organic	14	14	0	0	0	1	2
Other Non-Psychotic	172	164	4	0	0	12	9
Other Psychotic	560	509	6	1	20	45	53
Personality Disorder	11	10	1	0	0	1	0
Schizophrenia	303	263	7	0	2	56	45
Social Conditions	2,185	9	38	2,125	8	0	88
Substance Related	767	192	600	7	2	9	17
Unknown/Other	4	0	0	1	2	0	1
Deferred/No Diagnosis	31	0	0	29	1	0	5
County of Residence							
Adair	58	0	4	55	0	1	7
Alfalfa	1	0	1	0	0	0	0
Atoka	3	0	0	3	0	0	0
Beaver	1	0	0	1	0	0	0
Beckham	37	8	1	27	0	2	1

Notes: Information in this table is based on data reported to DMHSAS as of 07/01/2002. The same client may be counted in more than one category, e.g., clients can receive services under more than one contract source, in more than one "County of Residence," or may have multiple "Other Indicators." Please see Definition page for other considerations.

Oklahoma Department of Mental Health and Substance Abuse Services

Counts of Admitted Clients Served by Funding Source for Various Categories During FY2002

Homeless

	Funding Source						
	Total	Mental Health	Substance Abuse	Domestic Violence	Residential Care	Medicaid Other	
Blaine	7	1	1	5	0	0	0
Bryan	57	7	5	47	0	0	0
Caddo	14	2	6	6	0	0	0
Canadian	52	12	2	37	0	1	0
Carter	13	9	4	1	0	0	0
Cherokee	161	6	14	142	0	1	23
Choctaw	17	0	3	13	1	0	0
Cleveland	251	80	30	126	0	12	22
Coal	5	0	0	5	0	0	0
Comanche	134	14	101	15	1	4	17
Craig	34	5	4	18	7	1	0
Creek	25	10	5	7	0	1	3
Custer	67	11	3	54	0	3	1
Delaware	40	3	2	36	0	1	1
Dewey	1	1	0	0	0	0	1
Ellis	1	0	0	1	0	0	0
Garfield	96	12	24	62	0	3	3
Garvin	19	8	4	9	0	1	0
Grady	35	8	5	20	0	1	1
Grant	3	0	2	0	1	0	0
Greer	6	4	3	0	0	0	0
Haskell	13	1	0	10	1	1	1
Hughes	3	0	2	0	0	0	1
Jackson	10	3	6	0	0	1	2
Johnston	4	1	2	2	0	0	0
Kay	67	8	41	16	0	2	1
Kingfisher	5	4	0	0	0	0	1
Kiowa	5	2	3	0	0	0	0
Latimer	3	0	2	0	0	1	0
LeFlore	24	7	2	9	5	1	1
Lincoln	14	9	2	2	0	3	1
Logan	35	6	8	22	0	0	0
Love	2	1	0	0	0	0	1
Major	5	1	0	4	0	0	0
Marshall	8	4	4	1	0	1	0
Mayes	49	5	4	38	2	0	3
McClain	18	3	0	14	0	0	2
McCurtain	51	2	2	42	4	2	3
McIntosh	10	4	2	5	0	1	1
Murray	11	6	4	3	0	0	0
Muskogee	139	88	26	28	5	23	1
Noble	5	0	4	1	0	0	0
Nowata	5	2	0	0	0	0	3
Okfuskee	6	1	0	2	3	0	0
Oklahoma	1,579	765	174	664	4	74	54
Okmulgee	36	7	8	24	0	0	1
Osage	11	0	6	5	0	0	1
Ottawa	64	6	4	55	0	0	0
Pawnee	13	3	6	4	0	1	0
Payne	73	17	25	28	0	4	23
Pittsburgh	31	11	5	13	0	3	3
Pontotoc	39	20	8	8	1	2	3
Pottawatomie	28	15	4	7	0	1	1

Notes: Information in this table is based on data reported to DMHSAS as of 07/01/2002. The same client may be counted in more than one category, e.g., clients can receive services under more than one contract source, in more than one "County of Residence," or may have multiple "Other Indicators." Please see Definition page for other considerations.

Oklahoma Department of Mental Health and Substance Abuse Services

Counts of Admitted Clients Served by Funding Source for Various Categories During FY2002

Homeless

	Funding Source						
	Total	Mental Health	Substance Abuse	Domestic Violence	Residential Care	Medicaid	Other
Pushmataha	7	0	1	6	0	0	0
Roger Mills	3	0	0	3	0	0	0
Rogers	66	9	5	49	2	0	1
Seminole	11	8	1	1	0	0	2
Sequoyah	47	5	4	36	0	0	11
Stephens	22	2	0	20	0	0	1
Texas	19	2	2	14	0	0	2
Tillman	3	0	2	1	0	0	0
Tulsa	1,299	809	419	164	2	42	24
Wagoner	42	12	9	15	6	0	8
Washington	56	14	9	33	0	4	3
Washita	7	1	1	5	0	0	0
Woods	3	3	0	0	0	1	2
Woodward	21	14	1	3	0	4	14
Out of State/Unknown	189	20	11	152	0	2	12
Other Indicators							
Any Alcohol/Drug Problem	2,065	1,089	977	119	7	93	94
Dual Diagnosis	523	455	70	0	3	46	28
Hispanic	272	52	33	193	2	1	6
Homeless	5,095	2,010	1,016	2,165	45	204	268
Indigent	5,006	2,000	1,011	2,090	45	204	260
SED (6-17)	45	45	0	0	0	1	0
SMI (If ever)	2,324	1,745	386	256	45	195	168

Notes: Information in this table is based on data reported to DMHSAS as of 07/01/2002. The same client may be counted in more than one category, e.g., clients can receive services under more than one contract source, in more than one "County of Residence," or may have multiple "Other Indicators." Please see Definition page for other considerations.

Oklahoma Department of Mental Health and Substance Abuse Services

Counts of Admitted Clients Served by Funding Source for Various Categories During FY2002

Housing Services

	Total	Funding Source					
		Mental Health	Substance Abuse	Domestic Violence	Residential Care	Medicaid	Other
Total							
Unduplicated Count	7,491	712	907	4,426	1,513	0	22
Agency Type							
Community Mental Health	640	570	0	0	73	0	0
Domestic Violence and Sexual Assault	4,368	0	36	4,319	0	0	17
Other	117	117	0	0	0	0	0
Residential Care	1,465	29	0	0	1,449	0	0
Substance Abuse	994	0	872	131	0	0	5
Sex							
Female	4,526	355	356	3,292	562	0	15
Male	2,965	357	551	1,134	951	0	7
Age							
0-04	1,141	0	89	1,051	0	0	4
05-17	1,277	16	112	1,152	0	0	6
18-20	262	26	42	174	21	0	0
21-24	543	47	88	352	59	0	1
25-34	1,359	166	217	790	213	0	2
35-44	1,487	212	249	625	419	0	6
45-54	943	184	99	227	446	0	2
55-64	351	56	10	42	247	0	0
65-74	97	5	1	8	82	0	1
75-84	29	0	0	3	26	0	0
85+	2	0	0	2	0	0	0
Race							
White	4,782	541	615	2,503	1,179	0	6
Black	1,112	115	118	657	229	0	1
Native American	769	29	125	541	76	0	5
Hispanic	391	12	18	351	11	0	0
Asian	52	6	2	40	4	0	0
Two or More Races	470	10	31	391	31	0	10
Presenting Problem/Diagnosis							
Alcohol Abuse	222	4	193	1	24	0	0
Developmental Disorder	254	22	0	1	234	0	0
Mood Disorder	665	307	2	2	357	0	0
Non Alcohol/Drug Related Organic	2	2	0	0	0	0	0
Other Non-Psychotic	46	45	0	0	1	0	0
Other Psychotic	894	203	0	2	694	0	0
Personality Disorder	7	7	0	0	0	0	0
Schizophrenia	144	96	0	0	50	0	0
Social Conditions	4,688	18	139	4,367	170	0	17
Substance Related	618	8	577	16	17	0	5
Unknown/Other	13	0	0	2	11	0	0
Deferred/No Diagnosis	79	2	1	39	38	0	0
County of Residence							
Adair	110	0	1	49	60	0	0
Atoka	14	0	0	13	1	0	0
Beaver	2	0	0	2	0	0	0
Beckham	38	3	7	28	0	0	0
Blaine	27	0	5	22	0	0	0
Bryan	110	0	3	105	2	0	0

Notes: Information in this table is based on data reported to DMHSAS as of 07/01/2002. The same client may be counted in more than one category, e.g., clients can receive services under more than one contract source, in more than one "County of Residence," or may have multiple "Other Indicators." Please see Definition page for other considerations.

Oklahoma Department of Mental Health and Substance Abuse Services

Counts of Admitted Clients Served by Funding Source for Various Categories During FY2002

Housing Services

	Funding Source						
	Total	Mental Health	Substance Abuse	Domestic Violence	Residential Care	Medicaid	Other
Caddo	28	0	7	21	0	0	0
Canadian	138	22	9	65	42	0	0
Carter	72	0	10	60	2	0	0
Cherokee	364	0	7	181	176	0	0
Choctaw	23	0	3	15	5	0	0
Cleveland	294	31	73	134	52	0	5
Coal	15	0	0	13	2	0	0
Comanche	420	29	52	291	61	0	0
Cotton	4	0	0	3	1	0	0
Craig	203	0	4	17	182	0	0
Creek	39	0	12	19	8	0	0
Custer	111	22	12	75	2	0	0
Delaware	50	0	3	38	9	0	0
Dewey	5	0	3	2	0	0	0
Ellis	11	0	4	7	0	0	0
Garfield	156	0	23	135	1	0	0
Garvin	22	0	2	20	0	0	0
Grady	58	0	10	44	4	0	0
Grant	2	0	1	0	1	0	0
Greer	10	0	8	2	0	0	0
Harmon	9	0	0	9	0	0	0
Harper	1	0	1	0	0	0	0
Haskell	63	0	3	52	8	0	0
Hughes	18	0	6	12	0	0	0
Jackson	79	1	12	65	1	0	0
Jefferson	1	0	1	0	0	0	0
Johnston	21	0	5	16	0	0	0
Kay	171	26	41	105	0	0	0
Kingfisher	7	0	2	5	0	0	0
Kiowa	23	2	7	14	0	0	0
Latimer	18	0	12	6	0	0	0
LeFlore	189	0	3	151	35	0	0
Lincoln	98	1	2	21	74	0	0
Logan	40	0	11	29	0	0	0
Love	15	0	2	13	0	0	0
Major	8	0	0	8	0	0	0
Marshall	13	0	0	13	0	0	0
Mayes	195	0	5	42	148	0	0
McClain	27	1	7	18	1	0	0
McCurtain	74	0	13	49	13	0	0
McIntosh	92	0	2	19	71	0	0
Murray	21	0	1	16	4	0	0
Muskogee	222	0	32	136	56	0	0
Noble	12	0	2	5	5	0	0
Nowata	10	0	6	0	1	0	3
Okfuskee	196	1	7	7	180	0	1
Oklahoma	1,237	360	76	704	107	0	0
Okmulgee	96	0	7	78	12	0	0
Osage	24	3	6	13	2	0	1
Ottawa	63	0	1	47	12	0	4
Pawnee	15	1	4	9	1	0	0
Payne	93	4	15	72	2	0	0
Pittsburgh	142	0	23	100	26	0	0

Notes: Information in this table is based on data reported to DMHSAS as of 07/01/2002. The same client may be counted in more than one category, e.g., clients can receive services under more than one contract source, in more than one "County of Residence," or may have multiple "Other Indicators." Please see Definition page for other considerations.

Oklahoma Department of Mental Health and Substance Abuse Services

Counts of Admitted Clients Served by Funding Source for Various Categories During FY2002

Housing Services

	Total	Funding Source					Other
		Mental Health	Substance Abuse	Domestic Violence	Residential Care	Medicaid	
Pontotoc	135	1	12	86	37	0	0
Pottawatomie	79	1	13	65	0	0	0
Pushmataha	16	0	5	10	2	0	0
Roger Mills	4	0	1	3	0	0	0
Rogers	112	0	11	54	47	0	0
Seminole	46	2	6	40	1	0	0
Sequoyah	89	0	13	40	36	0	0
Stephens	108	0	9	83	16	0	0
Texas	82	0	3	79	0	0	0
Tillman	34	0	6	28	0	0	0
Tulsa	864	194	222	388	71	0	0
Wagoner	80	3	13	38	26	0	0
Washington	94	0	11	76	1	0	7
Washita	20	4	3	13	0	0	0
Woods	4	0	0	4	0	0	0
Woodward	44	0	4	37	3	0	0
Out of State/Unknown	326	1	10	304	10	0	1
Other Indicators							
Any Alcohol/Drug Problem	1,300	202	769	243	104	0	5
Dual Diagnosis	165	96	60	0	13	0	1
Hispanic	490	14	27	424	22	0	4
Homeless	2,351	217	172	1,918	45	0	5
Indigent	7,251	711	887	4,247	1,474	0	20
SED (6-17)	9	9	0	0	0	0	0
SMI (If ever)	2,835	664	236	489	1,508	0	3

Notes: Information in this table is based on data reported to DMHSAS as of 07/01/2002. The same client may be counted in more than one category, e.g., clients can receive services under more than one contract source, in more than one "County of Residence," or may have multiple "Other Indicators." Please see Definition page for other considerations.

Oklahoma Department of Mental Health and Substance Abuse Services

Counts of Admitted Clients Served by Funding Source for Various Categories During FY2002 Inpatient Services

	Total	Funding Source					
		Mental Health	Substance Abuse	Domestic Violence	Residential Care	Medicaid	Other
Total							
Unduplicated Count	6,444	4,820	0	0	0	497	1,495
Agency Type							
Community Mental Health	3,184	2,509	0	0	0	91	767
Hospital	3,650	2,611	0	0	0	406	747
Sex							
Female	2,795	2,039	0	0	0	264	642
Male	3,649	2,781	0	0	0	233	853
Age							
05-17	375	85	0	0	0	239	87
18-20	419	326	0	0	0	46	73
21-24	633	547	0	0	0	27	88
25-34	1,609	1,358	0	0	0	49	297
35-44	1,925	1,486	0	0	0	80	465
45-54	1,057	781	0	0	0	39	299
55-64	320	215	0	0	0	15	102
65-74	73	16	0	0	0	1	58
75-84	26	4	0	0	0	1	21
85+	7	2	0	0	0	0	5
Race							
White	5,007	3,754	0	0	0	337	1,201
Black	722	542	0	0	0	69	147
Native American	448	355	0	0	0	42	73
Hispanic	122	84	0	0	0	10	32
Asian	56	36	0	0	0	5	18
Two or More Races	157	102	0	0	0	34	25
Presenting Problem/Diagnosis							
Alcohol Abuse	440	349	0	0	0	19	87
Developmental Disorder	81	50	0	0	0	20	13
Mood Disorder	2,989	2,255	0	0	0	272	596
Non Alcohol/Drug Related Organic	58	33	0	0	0	2	23
Other Non-Psychotic	414	288	0	0	0	38	102
Other Psychotic	1,348	998	0	0	0	80	348
Personality Disorder	69	66	0	0	0	1	3
Schizophrenia	739	513	0	0	0	44	225
Social Conditions	30	28	0	0	0	0	2
Substance Related	560	456	0	0	0	21	102
Unknown/Other	7	2	0	0	0	0	5
County of Residence							
Adair	32	30	0	0	0	0	5
Alfalfa	9	6	0	0	0	0	3
Atoka	40	29	0	0	0	0	11
Beaver	8	4	0	0	0	3	2
Beckham	20	15	0	0	0	2	3
Blaine	9	7	0	0	0	1	1
Bryan	105	91	0	0	0	1	16
Caddo	57	38	0	0	0	3	22
Canadian	48	37	0	0	0	8	6
Carter	121	102	0	0	0	8	13
Cherokee	78	73	0	0	0	0	10

Notes: Information in this table is based on data reported to DMHSAS as of 07/01/2002. The same client may be counted in more than one category, e.g., clients can receive services under more than one contract source, in more than one "County of Residence," or may have multiple "Other Indicators." Please see Definition page for other considerations.

Oklahoma Department of Mental Health and Substance Abuse Services

Counts of Admitted Clients Served by Funding Source for Various Categories During FY2002 Inpatient Services

	Funding Source						
	Total	Mental Health	Substance Abuse	Domestic Violence	Residential Care	Medicaid	Other
Choctaw	28	21	0	0	0	2	6
Cimarron	2	0	0	0	0	0	2
Cleveland	660	350	0	0	0	119	218
Coal	18	15	0	0	0	0	4
Comanche	326	115	0	0	0	59	179
Cotton	11	8	0	0	0	0	6
Craig	42	40	0	0	0	0	2
Creek	126	103	0	0	0	3	34
Custer	20	14	0	0	0	4	2
Delaware	23	22	0	0	0	0	1
Dewey	6	4	0	0	0	0	2
Ellis	10	5	0	0	0	2	3
Garfield	188	120	0	0	0	12	58
Garvin	118	86	0	0	0	7	27
Grady	61	39	0	0	0	12	15
Grant	6	5	0	0	0	0	1
Greer	3	2	0	0	0	0	1
Harmon	5	5	0	0	0	0	0
Harper	14	6	0	0	0	1	7
Haskell	34	30	0	0	0	1	5
Hughes	33	23	0	0	0	1	11
Jackson	47	21	0	0	0	9	21
Jefferson	12	7	0	0	0	0	7
Johnston	32	29	0	0	0	0	4
Kay	127	121	0	0	0	1	19
Kingfisher	11	8	0	0	0	1	3
Kiowa	15	9	0	0	0	4	3
Latimer	32	20	0	0	0	1	11
LeFlore	154	129	0	0	0	0	32
Lincoln	45	31	0	0	0	8	10
Logan	34	23	0	0	0	3	10
Love	15	13	0	0	0	1	2
Major	15	11	0	0	0	0	5
Marshall	44	37	0	0	0	4	5
Mayes	50	46	0	0	0	1	4
McClain	67	34	0	0	0	13	22
McCurtain	91	69	0	0	0	0	30
McIntosh	20	15	0	0	0	0	7
Murray	39	30	0	0	0	7	4
Muskogee	32	30	0	0	0	0	3
Noble	24	21	0	0	0	1	4
Nowata	4	4	0	0	0	0	0
Okfuskee	33	23	0	0	0	4	10
Oklahoma	802	583	0	0	0	101	142
Okmulgee	81	68	0	0	0	0	29
Osage	21	19	0	0	0	0	3
Ottawa	53	53	0	0	0	0	0
Pawnee	20	19	0	0	0	1	4
Payne	111	97	0	0	0	3	28
Pittsburgh	212	155	0	0	0	2	66
Pontotoc	146	118	0	0	0	4	29
Pottawatomie	232	159	0	0	0	30	49
Pushmataha	41	32	0	0	0	1	9

Notes: Information in this table is based on data reported to DMHSAS as of 07/01/2002. The same client may be counted in more than one category, e.g., clients can receive services under more than one contract source, in more than one "County of Residence," or may have multiple "Other Indicators." Please see Definition page for other considerations.

Oklahoma Department of Mental Health and Substance Abuse Services

Counts of Admitted Clients Served by Funding Source for Various Categories During FY2002 Inpatient Services

	Total	Funding Source					Other
		Mental Health	Substance Abuse	Domestic Violence	Residential Care	Medicaid	
Roger Mills	2	2	0	0	0	0	0
Rogers	30	30	0	0	0	0	0
Seminole	95	73	0	0	0	6	19
Sequoyah	86	78	0	0	0	0	14
Stephens	83	52	0	0	0	3	33
Texas	43	23	0	0	0	4	18
Tillman	25	13	0	0	0	5	10
Tulsa	939	885	0	0	0	16	73
Wagoner	100	94	0	0	0	0	12
Washington	61	57	0	0	0	1	4
Washita	6	2	0	0	0	5	0
Woods	19	14	0	0	0	0	5
Woodward	85	52	0	0	0	8	30
Out of State/Unknown	118	83	0	0	0	0	42
Other Indicators							
Any Alcohol/Drug Problem	3,201	2,541	0	0	0	206	606
Dual Diagnosis	1,305	1,060	0	0	0	59	245
Hispanic	157	103	0	0	0	21	40
Homeless	682	590	0	0	0	23	90
Indigent	6,123	4,697	0	0	0	483	1,283
SED (6-17)	316	66	0	0	0	210	70
SMI (If ever)	4,779	3,768	0	0	0	222	1,080

Notes: Information in this table is based on data reported to DMHSAS as of 07/01/2002. The same client may be counted in more than one category, e.g., clients can receive services under more than one contract source, in more than one "County of Residence," or may have multiple "Other Indicators." Please see Definition page for other considerations.

Oklahoma Department of Mental Health and Substance Abuse Services

Counts of Admitted Clients Served by Funding Source for Various Categories During FY2002 Outpatient Services

	Total	Funding Source					
		Mental Health	Substance Abuse	Domestic Violence	Residential Care	Medicaid	Other
Total							
Unduplicated Count	53,387	27,398	13,518	9,313	0	8,973	7,589
Agency Type							
Community Mental Health	33,450	26,713	1,752	0	0	8,936	6,598
Domestic Violence and Sexual Assault	9,835	0	369	9,195	0	0	877
Hospital	682	508	0	0	0	50	128
Other	875	729	146	0	0	0	0
Substance Abuse	11,602	32	11,443	144	0	0	24
Sex							
Female	28,921	14,786	5,555	6,863	0	5,613	3,953
Male	24,466	12,612	7,963	2,450	0	3,360	3,636
Age							
0-04	1,357	143	208	956	0	26	100
05-17	6,178	2,883	1,231	1,466	0	760	890
18-20	2,860	1,346	1,001	518	0	181	362
21-24	5,013	2,274	1,768	1,035	0	444	586
25-34	12,134	5,897	3,779	2,488	0	1,506	1,445
35-44	13,274	7,215	3,660	1,959	0	2,327	1,858
45-54	8,097	4,972	1,529	711	0	1,929	1,341
55-64	3,052	1,936	281	143	0	1,092	620
65-74	975	543	54	25	0	435	289
75-84	335	146	6	8	0	204	79
85+	113	43	1	4	0	69	19
Race							
White	40,000	21,983	9,232	6,200	0	7,016	5,912
Black	5,598	2,490	1,734	908	0	1,043	666
Native American	4,480	1,654	1,590	1,075	0	584	525
Hispanic	1,553	563	403	527	0	112	186
Asian	292	157	40	64	0	41	66
Two or More Races	2,213	837	614	599	0	196	242
Unknown	1	1	0	0	0	0	0
Presenting Problem/Diagnosis							
Alcohol Abuse	4,438	911	3,532	16	0	135	359
Developmental Disorder	1,694	1,350	30	13	0	363	391
Mood Disorder	17,063	14,257	552	40	0	3,944	2,850
Non Alcohol/Drug Related Organic	276	185	1	0	0	125	68
Other Non-Psychotic	5,043	4,138	117	0	0	1,053	909
Other Psychotic	3,669	2,950	60	6	0	1,264	775
Personality Disorder	176	145	11	0	0	41	14
Schizophrenia	3,781	2,638	62	0	0	1,869	813
Social Conditions	10,714	686	934	8,791	0	56	885
Substance Related	9,534	1,236	8,413	60	0	205	515
Unknown/Other	2	0	0	2	0	0	0
Deferred/No Diagnosis	419	5	2	392	0	0	37
County of Residence							
Adair	517	223	155	68	0	76	202
Alfalfa	103	77	8	5	0	17	74
Atoka	307	73	194	16	0	38	66
Beaver	42	26	7	3	0	8	29
Beckham	581	198	193	143	0	107	4

Notes: Information in this table is based on data reported to DMHSAS as of 07/01/2002. The same client may be counted in more than one category, e.g., clients can receive services under more than one contract source, in more than one "County of Residence," or may have multiple "Other Indicators." Please see Definition page for other considerations.

Oklahoma Department of Mental Health and Substance Abuse Services

Counts of Admitted Clients Served by Funding Source for Various Categories During FY2002 Outpatient Services

	Funding Source						
	Total	Mental Health	Substance Abuse	Domestic Violence	Residential Care	Medicaid	Other
Blaine	233	118	13	89	0	39	9
Bryan	716	381	127	145	0	135	12
Caddo	447	153	108	113	0	87	156
Canadian	989	675	110	196	0	109	2
Carter	514	302	75	85	0	133	12
Cherokee	727	295	176	190	0	116	277
Choctaw	296	108	112	53	0	59	51
Cimarron	34	28	2	2	0	5	25
Cleveland	2,548	1,478	737	223	0	548	469
Coal	151	40	84	32	0	15	13
Comanche	2,282	1,093	178	393	0	587	1,512
Cotton	67	42	6	2	0	19	43
Craig	457	203	73	27	0	218	0
Creek	782	537	193	36	0	90	16
Custer	440	224	59	152	0	107	4
Delaware	441	209	140	76	0	75	1
Dewey	81	48	7	11	0	6	40
Ellis	74	41	4	12	0	7	42
Garfield	1,193	573	42	472	0	146	98
Garvin	511	311	93	96	0	103	18
Grady	937	512	230	164	0	114	39
Grant	35	20	1	4	0	11	1
Greer	99	39	39	19	0	15	12
Harmon	48	16	5	19	0	7	14
Harper	84	44	5	5	0	16	60
Haskell	236	132	28	52	0	56	65
Hughes	245	111	70	23	0	56	80
Jackson	467	135	92	157	0	77	181
Jefferson	76	34	16	16	0	11	37
Johnston	274	162	26	22	0	110	3
Kay	991	499	135	260	0	222	18
Kingfisher	223	118	51	50	0	16	4
Kiowa	191	97	35	29	0	53	32
Latimer	179	90	64	2	0	42	39
LeFlore	763	327	226	163	0	121	194
Lincoln	339	229	41	26	0	81	17
Logan	452	276	133	34	0	23	21
Love	81	55	8	8	0	20	6
Major	168	111	7	11	0	40	110
Marshall	262	145	64	19	0	63	1
Mayes	795	369	272	74	0	191	11
McClain	279	162	67	19	0	63	49
McCurtain	861	220	296	303	0	181	140
McIntosh	258	155	75	18	0	61	12
Murray	218	140	16	18	0	70	4
Muskogee	1,465	1,077	261	160	0	269	33
Noble	130	65	30	12	0	29	10
Nowata	187	58	42	59	0	25	36
Okfuskee	284	190	46	16	0	94	5
Oklahoma	8,856	4,541	2,614	1,130	0	1,281	332
Okmulgee	720	447	145	132	0	134	16
Osage	432	187	165	46	0	47	8
Ottawa	440	211	103	93	0	96	4

Notes: Information in this table is based on data reported to DMHSAS as of 07/01/2002. The same client may be counted in more than one category, e.g., clients can receive services under more than one contract source, in more than one "County of Residence," or may have multiple "Other Indicators." Please see Definition page for other considerations.

Oklahoma Department of Mental Health and Substance Abuse Services

Counts of Admitted Clients Served by Funding Source for Various Categories During FY2002 Outpatient Services

	Funding Source						
	Total	Mental Health	Substance Abuse	Domestic Violence	Residential Care	Medicaid	Other
Pawnee	229	92	92	20	0	39	11
Payne	1,137	465	281	239	0	197	233
Pittsburgh	1,049	569	222	113	0	266	284
Pontotoc	1,062	483	289	302	0	230	29
Pottawatomie	1,030	272	427	264	0	124	17
Pushmataha	223	94	69	38	0	31	48
Roger Mills	46	13	5	26	0	6	1
Rogers	853	349	319	189	0	59	3
Seminole	734	299	193	251	0	125	12
Sequoyah	553	379	96	44	0	158	221
Stephens	786	251	105	357	0	106	266
Texas	518	249	84	133	0	50	272
Tillman	111	50	7	46	0	17	44
Tulsa	7,515	4,576	2,495	700	0	553	238
Wagoner	638	302	261	57	0	159	204
Washington	1,305	411	328	417	0	220	164
Washita	186	68	40	59	0	50	1
Woods	265	196	6	21	0	31	191
Woodward	679	438	9	62	0	129	535
Out of State/Unknown	496	112	32	322	0	11	75
Other Indicators							
Any Alcohol/Drug Problem	21,336	8,727	12,511	536	0	1,886	1,911
Dual Diagnosis	4,157	3,549	457	0	0	899	560
Hispanic	1,954	746	476	632	0	164	247
Homeless	3,739	1,599	350	1,837	0	164	199
Indigent	51,011	26,710	13,107	8,388	0	8,894	6,824
SED (6-17)	1,727	1,305	15	0	0	410	432
SMI (If ever)	24,765	19,222	2,404	1,049	0	7,238	3,845

Notes: Information in this table is based on data reported to DMHSAS as of 07/01/2002. The same client may be counted in more than one category, e.g., clients can receive services under more than one contract source, in more than one "County of Residence," or may have multiple "Other Indicators." Please see Definition page for other considerations.

Oklahoma Department of Mental Health and Substance Abuse Services

Counts of Admitted Clients Served by Funding Source for Various Categories During FY2002

Race: American Indian

	Total	Funding Source					
		Mental Health	Substance Abuse	Domestic Violence	Residential Care	Medicaid	Other
Total							
Unduplicated Count	5,400	1,899	2,164	1,163	76	623	603
Agency Type							
Community Mental Health	2,356	1,760	309	0	3	593	454
Domestic Violence and Sexual Assault	1,233	0	64	1,149	0	0	115
Hospital	238	182	0	0	0	34	35
Other	88	47	41	0	0	0	0
Residential Care	75	2	0	0	73	0	0
Substance Abuse	1,801	1	1,787	16	0	0	6
Sex							
Female	2,731	979	855	818	32	350	287
Male	2,669	920	1,309	345	44	273	316
Age							
0-04	191	14	35	139	0	2	11
05-17	709	194	231	210	0	95	65
18-20	338	129	151	55	0	18	37
21-24	610	197	294	128	6	43	51
25-34	1,395	489	617	325	13	122	143
35-44	1,300	502	563	210	23	160	160
45-54	611	256	218	85	22	107	79
55-64	183	92	51	8	8	44	31
65-74	45	19	1	2	4	21	22
75-84	17	5	3	1	0	10	4
85+	2	2	0	0	0	1	0
Race							
Native American	5,400	1,899	2,164	1,163	76	623	603
Presenting Problem/Diagnosis							
Alcohol Abuse	1,001	141	856	4	2	21	69
Developmental Disorder	134	98	3	1	13	25	21
Mood Disorder	1,089	879	58	3	13	268	131
Non Alcohol/Drug Related Organic	15	11	0	0	0	8	4
Other Non-Psychotic	319	257	10	0	1	67	77
Other Psychotic	318	237	6	2	34	85	57
Personality Disorder	15	12	1	0	0	2	2
Schizophrenia	243	171	5	0	0	125	65
Social Conditions	1,308	36	115	1,125	6	7	113
Substance Related	1,271	142	1,144	7	2	20	66
Unknown/Other	2	0	0	0	2	0	0
Deferred/No Diagnosis	28	0	1	22	4	0	2
County of Residence							
Adair	152	51	61	29	3	12	45
Alfalfa	3	2	1	0	0	0	1
Atoka	28	5	20	1	0	4	8
Beckham	18	7	8	2	0	5	0
Blaine	50	19	9	19	0	8	0
Bryan	86	32	29	24	0	6	0
Caddo	182	39	72	69	0	21	32
Canadian	76	16	18	43	0	6	1
Carter	47	24	17	7	0	8	1
Cherokee	247	62	92	77	13	17	74

Notes: Information in this table is based on data reported to DMHSAS as of 07/01/2002. The same client may be counted in more than one category, e.g., clients can receive services under more than one contract source, in more than one "County of Residence," or may have multiple "Other Indicators." Please see Definition page for other considerations.

Oklahoma Department of Mental Health and Substance Abuse Services

Counts of Admitted Clients Served by Funding Source for Various Categories During FY2002

Race: American Indian

	Funding Source						
	Total	Mental Health	Substance Abuse	Domestic Violence	Residential Care	Medicaid	Other
Choctaw	41	7	18	15	0	7	2
Cleveland	186	95	68	14	0	39	20
Coal	23	8	7	11	0	1	2
Comanche	205	72	63	51	2	26	77
Cotton	10	5	0	0	0	6	7
Craig	67	26	20	6	8	17	1
Creek	65	22	32	7	0	1	6
Custer	30	12	10	8	0	4	1
Delaware	85	32	38	16	0	9	1
Dewey	6	4	0	2	0	1	2
Ellis	4	1	3	0	0	0	0
Garfield	43	18	6	16	0	6	2
Garvin	32	13	8	7	0	7	1
Grady	60	22	25	15	0	4	5
Grant	2	0	1	0	0	1	0
Greer	2	0	0	2	0	0	0
Harmon	1	0	0	1	0	0	0
Harper	3	3	0	0	0	0	2
Haskell	17	9	2	5	1	3	2
Hughes	55	14	31	9	0	2	13
Jackson	13	3	2	8	0	1	1
Jefferson	2	1	1	0	0	0	1
Johnston	27	13	4	6	0	8	0
Kay	101	30	28	37	0	13	2
Kingfisher	12	6	4	2	0	1	0
Kiowa	18	6	5	4	0	5	3
Latimer	18	4	9	3	0	1	3
LeFlore	64	25	18	15	0	8	13
Lincoln	21	12	6	0	3	7	2
Logan	17	10	5	1	0	0	2
Love	3	2	1	0	0	0	0
Major	4	2	0	0	0	2	2
Marshall	20	7	8	2	0	5	1
Mayes	175	71	66	22	7	34	5
McClain	21	11	8	1	0	3	3
McCurtain	118	9	50	52	1	13	7
McIntosh	39	12	17	1	6	6	0
Murray	11	5	5	1	0	2	0
Muskogee	188	95	64	28	3	17	10
Noble	21	5	14	1	0	3	0
Nowata	28	4	8	8	0	5	11
Okfuskee	54	20	14	8	10	11	3
Oklahoma	422	170	180	59	3	43	24
Okmulgee	96	35	29	30	1	10	7
Osage	77	22	46	3	0	7	2
Ottawa	63	24	27	9	1	5	1
Pawnee	41	3	35	1	0	1	1
Payne	109	26	56	16	0	14	17
Pittsburgh	116	41	46	15	3	21	22
Pontotoc	164	39	73	64	5	17	4
Pottawatomie	193	30	118	34	0	17	2
Pushmataha	20	5	10	3	0	2	1
Roger Mills	1	1	0	0	0	0	0

Notes: Information in this table is based on data reported to DMHSAS as of 07/01/2002. The same client may be counted in more than one category, e.g., clients can receive services under more than one contract source, in more than one "County of Residence," or may have multiple "Other Indicators." Please see Definition page for other considerations.

Oklahoma Department of Mental Health and Substance Abuse Services

Counts of Admitted Clients Served by Funding Source for Various Categories During FY2002

Race: American Indian

	Total	Funding Source					Other
		Mental Health	Substance Abuse	Domestic Violence	Residential Care	Medicaid	
Rogers	139	48	62	30	1	10	0
Seminole	166	46	53	73	0	16	5
Sequoyah	97	42	33	15	0	15	28
Stephens	16	5	4	4	0	4	2
Texas	8	4	1	2	0	0	4
Tillman	7	4	0	3	0	2	4
Tulsa	680	312	329	56	4	33	23
Wagoner	82	24	48	9	1	17	22
Washington	169	58	43	50	1	19	35
Washita	5	0	4	1	0	0	0
Woods	5	3	0	0	0	0	4
Woodward	20	14	1	0	0	5	15
Out of State/Unknown	63	8	4	44	0	6	9
Other Indicators							
Any Alcohol/Drug Problem	2,891	812	2,044	89	8	195	229
Dual Diagnosis	382	318	54	0	1	94	42
Homeless	502	137	115	252	2	13	27
Indigent	5,215	1,864	2,114	1,090	74	613	551
SED (6-17)	175	106	3	0	0	63	41
SMI (If ever)	1,862	1,287	338	118	76	463	261

Notes: Information in this table is based on data reported to DMHSAS as of 07/01/2002. The same client may be counted in more than one category, e.g., clients can receive services under more than one contract source, in more than one "County of Residence," or may have multiple "Other Indicators." Please see Definition page for other considerations.

Oklahoma Department of Mental Health and Substance Abuse Services

Counts of Admitted Clients Served by Funding Source for Various Categories During FY2002

Race: Asian

	Total	Funding Source					
		Mental Health	Substance Abuse	Domestic Violence	Residential Care	Medicaid	Other
Total							
Unduplicated Count	359	180	61	76	4	46	74
Agency Type							
Community Mental Health	202	162	6	0	1	42	64
Domestic Violence and Sexual Assault	78	0	1	75	0	0	4
Hospital	36	23	0	0	0	4	11
Other	5	5	0	0	0	0	0
Residential Care	4	1	0	0	3	0	0
Substance Abuse	57	1	55	1	0	0	0
Sex							
Female	210	102	24	59	2	25	52
Male	149	78	37	17	2	21	22
Age							
0-04	14	0	1	12	0	1	1
05-17	31	7	9	10	0	5	6
18-20	20	9	5	4	0	1	2
21-24	40	14	12	13	0	0	5
25-34	94	52	23	17	0	9	18
35-44	89	50	8	18	1	12	20
45-54	53	36	2	0	3	15	17
55-64	15	9	1	2	0	3	4
65-74	2	2	0	0	0	0	1
85+	1	1	0	0	0	0	0
Race							
Asian	359	180	61	76	4	46	74
Presenting Problem/Diagnosis							
Alcohol Abuse	26	1	25	0	0	0	2
Developmental Disorder	11	7	0	0	1	3	2
Mood Disorder	74	64	1	0	1	9	16
Other Non-Psychotic	29	22	0	0	0	1	12
Other Psychotic	59	49	0	0	1	11	16
Schizophrenia	48	32	0	0	1	19	17
Social Conditions	84	3	4	75	0	0	4
Substance Related	41	11	31	0	0	3	7
Deferred/No Diagnosis	1	0	0	1	0	0	0
County of Residence							
Beckham	1	0	0	1	0	0	0
Blaine	2	1	0	1	0	0	1
Caddo	3	0	1	1	0	1	1
Canadian	4	2	0	2	0	0	0
Carter	4	1	0	2	0	1	0
Cherokee	4	3	2	0	0	0	2
Choctaw	1	0	1	0	0	0	0
Cleveland	24	15	4	1	0	3	6
Comanche	40	18	0	6	0	11	34
Craig	3	0	0	0	1	2	0
Creek	3	2	0	1	0	1	0
Custer	1	0	1	0	0	0	0
Delaware	2	0	2	0	0	0	0
Garfield	8	2	1	4	0	0	2

Notes: Information in this table is based on data reported to DMHSAS as of 07/01/2002. The same client may be counted in more than one category, e.g., clients can receive services under more than one contract source, in more than one "County of Residence," or may have multiple "Other Indicators." Please see Definition page for other considerations.

Oklahoma Department of Mental Health and Substance Abuse Services

Counts of Admitted Clients Served by Funding Source for Various Categories During FY2002

Race: Asian

	Funding Source						
	Total	Mental Health	Substance Abuse	Domestic Violence	Residential Care	Medicaid	Other
Garvin	1	1	0	0	0	0	1
Grady	6	2	5	0	0	0	0
Harper	1	0	0	0	0	0	1
Hughes	1	0	1	0	0	0	1
Jackson	3	0	1	1	0	1	1
Jefferson	1	0	0	0	0	0	1
Kay	6	2	1	3	0	0	0
Kingfisher	2	0	1	1	0	0	0
LeFlore	4	2	2	0	0	0	0
Lincoln	2	2	0	0	0	0	0
Logan	1	0	0	1	0	0	0
Mayes	1	0	1	0	0	0	0
McCurtain	5	1	2	2	0	1	0
McIntosh	1	0	1	0	0	0	0
Muskogee	5	3	0	1	1	1	0
Oklahoma	106	62	11	22	1	13	9
Okmulgee	1	0	0	1	0	0	0
Osage	1	1	0	0	0	0	0
Ottawa	1	0	1	0	0	0	0
Payne	8	1	4	4	0	0	1
Pittsburgh	3	1	0	2	0	0	0
Pontotoc	3	0	0	1	1	1	0
Pottawatomie	6	2	2	1	0	0	1
Pushmataha	1	1	0	0	0	0	0
Rogers	5	0	1	4	0	0	0
Seminole	1	1	0	0	0	0	0
Sequoyah	4	2	1	1	0	0	2
Stephens	5	0	0	4	0	1	1
Texas	3	0	0	3	0	0	0
Tillman	1	1	0	0	0	0	1
Tulsa	57	41	9	4	0	7	4
Wagoner	6	4	2	0	0	2	1
Washington	6	2	2	1	0	0	1
Washita	1	0	1	0	0	0	0
Woods	4	4	0	0	0	0	3
Woodward	1	0	0	1	0	0	0
Out of State/Unknown	3	3	0	0	0	0	1
Other Indicators							
Any Alcohol/Drug Problem	95	31	57	4	0	7	14
Dual Diagnosis	15	11	3	0	0	2	1
Homeless	32	10	3	18	0	0	3
Indigent	339	178	60	63	4	46	68
SED (6-17)	8	3	0	0	0	4	4
SMI (If ever)	168	136	4	4	4	36	40

Notes: Information in this table is based on data reported to DMHSAS as of 07/01/2002. The same client may be counted in more than one category, e.g., clients can receive services under more than one contract source, in more than one "County of Residence," or may have multiple "Other Indicators." Please see Definition page for other considerations.

Oklahoma Department of Mental Health and Substance Abuse Services

Counts of Admitted Clients Served by Funding Source for Various Categories During FY2002

Race: Black

	Total	Funding Source					
		Mental Health	Substance Abuse	Domestic Violence	Residential Care	Medicaid	Other
Total							
Unduplicated Count	6,792	2,812	2,458	1,015	229	1,113	744
Agency Type							
Community Mental Health	3,328	2,591	152	0	15	1,067	611
Domestic Violence and Sexual Assault	1,083	0	47	1,008	0	0	68
Hospital	519	392	0	0	0	63	85
Other	109	102	7	0	0	0	0
Residential Care	219	6	0	0	216	0	0
Substance Abuse	2,287	0	2,284	7	0	0	2
Sex							
Female	3,210	1,343	885	714	70	670	360
Male	3,582	1,469	1,573	301	159	443	384
Age							
0-04	242	9	56	175	0	3	5
05-17	696	237	155	216	0	121	75
18-20	320	127	129	60	1	20	32
21-24	613	250	269	95	8	58	66
25-34	1,455	588	641	215	24	156	134
35-44	1,879	814	807	179	77	307	201
45-54	1,112	561	332	67	75	244	162
55-64	321	170	55	7	31	111	43
65-74	114	46	13	1	10	64	21
75-84	32	8	1	0	3	23	4
85+	8	2	0	0	0	6	1
Race							
Black	6,792	2,812	2,458	1,015	229	1,113	744
Presenting Problem/Diagnosis							
Alcohol Abuse	659	101	550	3	3	21	38
Developmental Disorder	217	132	3	1	38	57	36
Mood Disorder	1,348	1,064	34	1	51	360	166
Non Alcohol/Drug Related Organic	37	22	0	0	0	19	6
Other Non-Psychotic	358	274	6	0	0	90	70
Other Psychotic	764	548	13	1	107	187	128
Personality Disorder	20	20	0	0	0	1	1
Schizophrenia	867	649	16	0	11	361	156
Social Conditions	1,240	49	149	994	21	4	67
Substance Related	1,945	221	1,752	4	1	32	84
Unknown/Other	2	1	0	0	0	0	1
Deferred/No Diagnosis	17	1	0	11	6	0	0
County of Residence							
Adair	9	3	2	2	2	1	0
Alfalfa	1	1	1	0	0	0	0
Atoka	31	3	24	4	0	2	2
Beaver	1	0	0	1	0	0	0
Beckham	44	4	36	3	0	4	1
Blaine	11	6	1	2	0	3	0
Bryan	24	6	3	12	0	4	1
Caddo	22	7	5	3	0	10	9
Canadian	47	21	15	7	6	6	0
Carter	78	38	25	8	0	20	5

Notes: Information in this table is based on data reported to DMHSAS as of 07/01/2002. The same client may be counted in more than one category, e.g., clients can receive services under more than one contract source, in more than one "County of Residence," or may have multiple "Other Indicators." Please see Definition page for other considerations.

Oklahoma Department of Mental Health and Substance Abuse Services

Counts of Admitted Clients Served by Funding Source for Various Categories During FY2002

Race: Black

	Funding Source						
	Total	Mental Health	Substance Abuse	Domestic Violence	Residential Care	Medicaid Other	
Cherokee	23	6	4	5	8	3	4
Choctaw	56	21	23	7	0	13	13
Cleveland	216	101	73	16	1	62	36
Comanche	605	218	112	144	8	159	317
Cotton	3	2	2	0	0	0	1
Craig	42	14	6	0	17	18	0
Creek	36	20	11	1	0	3	3
Custer	20	11	6	2	0	8	0
Delaware	2	0	1	1	0	0	0
Dewey	5	3	2	0	0	0	0
Ellis	1	0	1	0	0	0	0
Garfield	70	34	9	25	0	7	4
Garvin	25	13	6	7	0	4	1
Grady	59	31	16	14	0	6	1
Greer	9	4	3	2	0	1	0
Harmon	3	0	0	0	0	2	2
Harper	2	0	0	1	0	1	1
Haskell	5	2	1	1	1	2	1
Hughes	22	8	5	1	0	10	5
Jackson	74	17	21	24	1	16	25
Johnston	14	8	0	3	0	4	0
Kay	47	15	24	10	0	4	1
Kingfisher	8	2	4	0	0	2	0
Kiowa	17	7	6	2	0	4	5
Latimer	2	2	0	0	0	0	0
LeFlore	31	16	8	4	1	2	7
Lincoln	45	12	4	7	19	9	7
Logan	52	22	24	5	0	2	5
Love	4	3	1	0	0	2	0
Major	1	1	0	0	0	0	0
Marshall	7	4	3	0	0	1	0
Mayes	23	5	2	0	15	8	0
McClain	5	1	1	0	0	3	1
McCurtain	150	50	44	41	2	45	29
McIntosh	38	14	8	6	11	6	3
Murray	8	2	2	0	1	3	0
Muskogee	211	122	66	22	9	45	7
Noble	10	6	3	0	0	2	1
Nowata	7	1	4	1	0	1	0
Okfuskee	95	14	5	0	72	10	3
Oklahoma	2,263	905	914	276	27	351	91
Okmulgee	100	54	22	19	5	21	1
Osage	13	4	7	1	1	1	1
Ottawa	9	3	2	1	2	2	0
Pawnee	6	1	4	0	0	0	1
Payne	49	16	23	6	0	4	6
Pittsburgh	64	32	18	7	2	18	10
Pontotoc	41	14	5	14	2	14	2
Pottawatomie	71	13	41	13	0	6	4
Pushmataha	5	2	2	0	1	0	2
Rogers	19	7	3	5	5	4	0
Seminole	67	19	21	16	1	17	1
Sequoyah	15	6	4	0	1	6	5

Notes: Information in this table is based on data reported to DMHSAS as of 07/01/2002. The same client may be counted in more than one category, e.g., clients can receive services under more than one contract source, in more than one "County of Residence," or may have multiple "Other Indicators." Please see Definition page for other considerations.

Oklahoma Department of Mental Health and Substance Abuse Services

Counts of Admitted Clients Served by Funding Source for Various Categories During FY2002

Race: Black

	Total	Funding Source					Other
		Mental Health	Substance Abuse	Domestic Violence	Residential Care	Medicaid	
Stephens	50	13	11	19	0	5	14
Texas	5	3	0	2	0	2	4
Tillman	16	7	3	6	0	2	6
Tulsa	1,678	799	745	176	10	116	57
Wagoner	71	43	22	2	4	24	21
Washington	72	18	31	15	0	13	8
Washita	3	1	1	0	0	0	1
Woods	6	4	4	0	0	1	1
Woodward	10	5	0	3	0	2	5
Out of State/Unknown	89	17	12	55	1	0	10
Other Indicators							
Any Alcohol/Drug Problem	3,402	1,093	2,309	56	13	284	214
Dual Diagnosis	636	521	73	0	1	158	70
Homeless	858	371	190	309	8	43	34
Indigent	6,632	2,787	2,419	956	226	1,100	691
SED (6-17)	216	135	1	0	0	86	56
SMI (If ever)	2,954	2,121	361	90	228	866	426

Notes: Information in this table is based on data reported to DMHSAS as of 07/01/2002. The same client may be counted in more than one category, e.g., clients can receive services under more than one contract source, in more than one "County of Residence," or may have multiple "Other Indicators." Please see Definition page for other considerations.

Oklahoma Department of Mental Health and Substance Abuse Services

Counts of Admitted Clients Served by Funding Source for Various Categories During FY2002

Race: Multiple

	Total	Funding Source					
		Mental Health	Substance Abuse	Domestic Violence	Residential Care	Medicaid	Other
Total							
Unduplicated Count	2,559	913	751	672	31	233	260
Agency Type							
Community Mental Health	1,009	833	43	0	3	198	126
Domestic Violence and Sexual Assault	713	0	15	654	0	0	116
Hospital	98	51	0	0	0	36	17
Other	40	31	9	0	0	0	0
Residential Care	29	1	0	0	28	0	0
Substance Abuse	704	0	686	19	0	0	1
Sex							
Female	1,336	431	354	441	12	123	137
Male	1,223	482	397	231	19	110	123
Age							
0-04	250	9	57	173	0	3	18
05-17	554	215	91	168	0	71	66
18-20	151	51	69	27	0	2	17
21-24	251	93	102	50	0	12	20
25-34	567	195	211	130	5	46	63
35-44	500	204	161	96	13	49	54
45-54	214	104	50	25	7	31	19
55-64	62	37	10	3	4	15	3
65-74	7	4	0	0	1	3	0
75-84	3	1	0	0	1	1	0
Race							
Two or More Races	2,559	913	751	672	31	233	260
Presenting Problem/Diagnosis							
Alcohol Abuse	193	21	170	1	0	2	7
Developmental Disorder	97	71	1	1	3	16	19
Mood Disorder	503	421	15	2	3	89	53
Non Alcohol/Drug Related Organic	13	10	0	0	0	6	2
Other Non-Psychotic	216	173	4	0	0	41	37
Other Psychotic	131	91	2	0	23	29	12
Personality Disorder	6	5	0	0	0	1	0
Schizophrenia	73	48	0	0	1	40	6
Social Conditions	854	39	112	662	0	2	115
Substance Related	499	40	450	3	0	8	8
Unknown/Other	1	0	0	1	0	0	0
Deferred/No Diagnosis	4	0	0	2	1	0	1
County of Residence							
Adair	48	11	4	16	1	2	22
Alfalfa	2	0	2	0	0	0	0
Atoka	10	0	10	0	0	0	0
Beaver	1	0	0	0	0	1	0
Beckham	28	7	4	12	0	5	0
Blaine	12	9	1	1	0	4	0
Bryan	25	6	2	14	0	4	1
Caddo	20	7	8	0	0	4	8
Canadian	38	27	7	3	0	2	0
Carter	29	8	6	13	0	3	0
Cherokee	92	9	18	57	5	3	15

Notes: Information in this table is based on data reported to DMHSAS as of 07/01/2002. The same client may be counted in more than one category, e.g., clients can receive services under more than one contract source, in more than one "County of Residence," or may have multiple "Other Indicators." Please see Definition page for other considerations.

Oklahoma Department of Mental Health and Substance Abuse Services

Counts of Admitted Clients Served by Funding Source for Various Categories During FY2002

Race: Multiple

	Funding Source						
	Total	Mental Health	Substance Abuse	Domestic Violence	Residential Care	Medicaid	Other
Choctaw	4	1	0	3	0	0	1
Cleveland	73	24	23	11	1	12	6
Coal	19	0	18	1	0	0	0
Comanche	76	33	8	3	1	29	53
Cotton	2	0	0	0	0	0	2
Craig	19	3	10	3	3	1	0
Creek	55	36	14	2	1	3	3
Custer	42	13	3	23	0	10	1
Delaware	34	10	10	12	0	3	0
Ellis	3	2	0	1	0	0	0
Garfield	46	19	18	5	0	5	2
Garvin	23	17	5	1	0	1	4
Grady	32	18	10	4	0	2	0
Greer	4	2	1	0	0	2	1
Harmon	3	0	1	0	0	0	2
Harper	1	1	0	0	0	0	1
Haskell	8	0	2	6	0	0	0
Hughes	7	2	4	1	0	0	0
Jackson	15	6	4	0	0	4	7
Jefferson	4	1	0	3	0	0	0
Johnston	12	4	2	3	0	5	0
Kay	39	13	15	11	0	2	0
Kingfisher	5	3	2	0	0	0	0
Kiowa	15	9	1	0	0	8	5
Latimer	8	0	8	0	0	0	0
LeFlore	56	2	13	41	0	0	1
Lincoln	19	14	2	0	1	2	0
Logan	14	4	5	4	0	0	4
Love	3	2	0	1	0	1	0
Marshall	17	7	3	5	0	2	1
Mayes	23	0	11	6	6	0	0
McClain	12	1	7	4	0	0	0
McCurtain	27	1	12	13	0	0	2
McIntosh	13	4	7	2	0	2	0
Murray	8	3	2	3	0	2	0
Muskogee	76	46	12	15	2	9	1
Noble	4	3	0	1	0	1	1
Nowata	14	1	0	7	0	0	12
Okfuskee	28	12	7	2	3	4	1
Oklahoma	366	165	73	101	3	36	10
Okmulgee	31	20	4	5	0	5	3
Osage	40	12	23	3	0	0	2
Ottawa	54	18	6	27	0	6	4
Pawnee	9	1	5	2	0	0	2
Payne	61	12	28	12	0	4	16
Pittsburgh	39	5	30	4	0	2	1
Pontotoc	47	6	26	13	0	6	1
Pottawatomie	49	12	18	15	0	3	1
Pushmataha	4	0	4	0	0	0	0
Rogers	64	42	9	11	0	2	1
Seminole	29	12	14	3	0	6	0
Sequoyah	23	6	4	12	1	1	4
Stephens	45	6	3	34	0	3	0

Notes: Information in this table is based on data reported to DMHSAS as of 07/01/2002. The same client may be counted in more than one category, e.g., clients can receive services under more than one contract source, in more than one "County of Residence," or may have multiple "Other Indicators." Please see Definition page for other considerations.

Oklahoma Department of Mental Health and Substance Abuse Services

Counts of Admitted Clients Served by Funding Source for Various Categories During FY2002

Race: Multiple

	Total	Funding Source					Other
		Mental Health	Substance Abuse	Domestic Violence	Residential Care	Medicaid	
Texas	11	1	2	7	0	1	2
Tillman	3	1	2	0	0	0	1
Tulsa	369	177	153	36	2	14	7
Wagoner	28	5	12	7	0	2	8
Washington	91	1	32	42	0	0	36
Washita	13	4	0	9	0	4	0
Woods	4	4	0	0	0	0	1
Woodward	10	2	2	4	1	0	2
Out of State/Unknown	23	2	2	18	0	0	2
Other Indicators							
Any Alcohol/Drug Problem	1,013	318	641	23	1	61	46
Dual Diagnosis	138	117	14	0	0	19	12
Hispanic	506	216	96	128	11	63	66
Homeless	315	41	32	240	1	2	18
Indigent	2,443	888	728	621	28	231	226
SED (6-17)	158	99	0	0	0	51	38
SMI (If ever)	828	550	118	65	30	141	63

Notes: Information in this table is based on data reported to DMHSAS as of 07/01/2002. The same client may be counted in more than one category, e.g., clients can receive services under more than one contract source, in more than one "County of Residence," or may have multiple "Other Indicators." Please see Definition page for other considerations.

Oklahoma Department of Mental Health and Substance Abuse Services

Counts of Admitted Clients Served by Funding Source for Various Categories During FY2002

Race: Other

	Total	Funding Source					
		Mental Health	Substance Abuse	Domestic Violence	Residential Care	Medicaid	Other
Total							
Unduplicated Count	1	1	0	0	0	0	0
Agency Type							
Community Mental Health	1	1	0	0	0	0	0
Sex							
Female	1	1	0	0	0	0	0
Age							
35-44	1	1	0	0	0	0	0
Race							
Unknown	1	1	0	0	0	0	0
Presenting Problem/Diagnosis							
Mood Disorder	1	1	0	0	0	0	0
County of Residence							
Sequoyah	1	1	0	0	0	0	0
Other Indicators							
Indigent	1	1	0	0	0	0	0
SMI (If ever)	1	1	0	0	0	0	0

Notes: Information in this table is based on data reported to DMHSAS as of 07/01/2002. The same client may be counted in more than one category, e.g., clients can receive services under more than one contract source, in more than one "County of Residence," or may have multiple "Other Indicators." Please see Definition page for other considerations.

Oklahoma Department of Mental Health and Substance Abuse Services

Counts of Admitted Clients Served by Funding Source for Various Categories During FY2002

Race: White

	Total	Funding Source					
		Mental Health	Substance Abuse	Domestic Violence	Residential Care	Medicaid	Other
Total							
Unduplicated Count	45,044	23,660	12,203	6,572	1,179	7,331	6,636
Agency Type							
Community Mental Health	27,785	22,440	1,527	0	49	7,091	5,565
Domestic Violence and Sexual Assault	6,889	0	247	6,484	0	0	545
Hospital	2,764	1,969	0	0	0	315	602
Other	717	629	88	0	0	0	0
Residential Care	1,144	18	0	0	1,135	0	0
Substance Abuse	10,709	30	10,581	102	0	0	41
Sex							
Female	23,869	12,667	4,809	4,898	449	4,647	3,366
Male	21,175	10,993	7,394	1,674	730	2,684	3,270
Age							
0-04	977	108	208	633	0	18	62
05-17	4,797	2,236	1,010	995	0	680	727
18-20	2,403	1,155	920	364	20	149	309
21-24	4,117	1,940	1,557	711	44	350	486
25-34	10,127	5,117	3,386	1,759	174	1,203	1,222
35-44	11,390	6,286	3,398	1,421	308	1,857	1,645
45-54	7,130	4,409	1,415	535	341	1,561	1,216
55-64	2,796	1,744	258	121	203	932	579
65-74	889	490	48	22	67	349	279
75-84	311	135	2	7	22	170	89
85+	107	40	1	4	0	62	22
Race							
White	45,044	23,660	12,203	6,572	1,179	7,331	6,636
Presenting Problem/Diagnosis							
Alcohol Abuse	4,124	941	3,272	6	19	98	317
Developmental Disorder	1,514	1,071	25	10	179	274	308
Mood Disorder	15,529	12,689	498	31	283	3,469	2,767
Non Alcohol/Drug Related Organic	257	173	1	0	0	94	74
Other Non-Psychotic	4,237	3,496	98	0	0	874	738
Other Psychotic	3,730	2,652	51	3	535	1,029	746
Personality Disorder	190	163	11	0	0	37	12
Schizophrenia	2,889	2,036	48	0	37	1,366	673
Social Conditions	7,802	566	790	6,137	141	42	556
Substance Related	8,733	1,288	7,706	43	14	156	459
Unknown/Other	14	1	0	1	8	0	4
Deferred/No Diagnosis	398	6	2	346	27	0	34
County of Residence							
Adair	404	172	102	30	55	60	143
Alfalfa	100	72	10	5	0	16	71
Atoka	250	79	135	11	1	32	61
Beaver	40	25	7	2	0	7	28
Beckham	538	195	183	123	0	97	9
Blaine	190	82	24	73	0	24	8
Bryan	634	363	128	101	2	123	23
Caddo	293	118	86	39	0	53	109
Canadian	964	630	141	147	36	101	8
Carter	480	264	122	64	2	109	16

Notes: Information in this table is based on data reported to DMHSAS as of 07/01/2002. The same client may be counted in more than one category, e.g., clients can receive services under more than one contract source, in more than one "County of Residence," or may have multiple "Other Indicators." Please see Definition page for other considerations.

Oklahoma Department of Mental Health and Substance Abuse Services

Counts of Admitted Clients Served by Funding Source for Various Categories During FY2002

Race: White

	Funding Source						
	Total	Mental Health	Substance Abuse	Domestic Violence	Residential Care	Medicaid	Other
Cherokee	689	257	134	100	154	93	192
Choctaw	224	87	87	29	5	40	36
Cimarron	35	28	4	2	0	4	22
Cleveland	2,623	1,444	744	201	50	512	550
Coal	125	40	63	21	2	14	14
Comanche	1,527	753	220	191	49	362	992
Cotton	57	36	8	4	1	12	32
Craig	412	175	50	18	152	182	1
Creek	731	479	203	28	6	84	38
Custer	390	200	83	109	2	91	8
Delaware	366	173	125	45	9	66	2
Dewey	80	44	14	9	0	5	38
Ellis	72	38	7	9	0	9	41
Garfield	1,112	528	85	415	1	129	91
Garvin	504	299	119	83	0	97	35
Grady	867	447	237	147	4	108	38
Grant	39	22	3	4	1	10	1
Greer	99	38	47	14	0	13	12
Harmon	35	15	7	9	0	3	11
Harper	77	40	6	4	0	15	54
Haskell	236	128	37	42	6	52	62
Hughes	196	96	52	14	0	44	67
Jackson	369	108	107	92	0	55	141
Jefferson	74	30	22	13	0	10	34
Johnston	239	146	33	14	0	93	7
Kay	897	456	169	206	0	199	18
Kingfisher	204	111	45	43	0	15	6
Kiowa	157	76	42	18	0	40	19
Latimer	181	91	61	3	0	41	44
LeFlore	697	334	192	99	34	110	187
Lincoln	365	205	67	26	51	69	20
Logan	431	256	142	28	0	26	18
Love	84	53	17	7	0	18	7
Major	167	111	13	11	0	38	107
Marshall	243	140	64	11	0	59	4
Mayes	716	295	220	61	118	146	13
McClain	312	168	83	20	1	66	61
McCurtain	646	185	227	190	10	120	114
McIntosh	275	136	68	10	54	49	16
Murray	228	143	34	14	3	69	7
Muskogee	1,147	824	231	110	40	204	27
Noble	128	59	35	10	5	25	9
Nowata	145	53	37	43	1	19	12
Okfuskee	292	158	32	9	95	70	7
Oklahoma	7,052	3,723	2,288	695	72	964	362
Okmulgee	562	350	116	91	6	98	33
Osage	364	154	141	40	1	38	6
Ottawa	354	171	97	50	8	85	0
Pawnee	201	96	68	17	1	40	10
Payne	1,108	443	357	199	2	180	227
Pittsburgh	962	551	186	88	21	228	274
Pontotoc	903	466	224	208	28	193	46
Pottawatomie	924	315	321	213	0	122	45

Notes: Information in this table is based on data reported to DMHSAS as of 07/01/2002. The same client may be counted in more than one category, e.g., clients can receive services under more than one contract source, in more than one "County of Residence," or may have multiple "Other Indicators." Please see Definition page for other considerations.

Oklahoma Department of Mental Health and Substance Abuse Services

Counts of Admitted Clients Served by Funding Source for Various Categories During FY2002

Race: White

	Funding Source						
	Total	Mental Health	Substance Abuse	Domestic Violence	Residential Care	Medicaid	Other
Pushmataha	219	101	65	34	1	30	46
Roger Mills	49	13	8	26	0	6	3
Rogers	712	261	282	155	41	46	2
Seminole	561	268	152	162	0	91	24
Sequoyah	517	362	95	21	33	136	195
Stephens	727	241	146	279	16	97	250
Texas	397	216	64	73	0	45	229
Tillman	82	34	15	23	0	12	30
Tulsa	6,001	3,768	2,008	499	53	432	191
Wagoner	596	302	226	48	21	115	162
Washington	1,045	339	286	308	0	191	87
Washita	173	69	46	43	0	51	0
Woods	247	180	7	19	0	29	180
Woodward	659	425	22	53	2	121	511
Out of State/Unknown	461	139	78	203	9	6	70
Other Indicators							
Any Alcohol/Drug Problem	18,867	7,948	11,343	372	80	1,503	1,830
Dual Diagnosis	3,707	3,168	468	0	10	677	550
Homeless	3,261	1,455	651	1,212	33	147	185
Indigent	42,929	23,022	11,826	5,838	1,146	7,269	5,893
SED (6-17)	1,440	1,015	12	0	0	408	349
SMI (If ever)	21,801	16,599	2,556	796	1,176	5,895	3,615

Notes: Information in this table is based on data reported to DMHSAS as of 07/01/2002. The same client may be counted in more than one category, e.g., clients can receive services under more than one contract source, in more than one "County of Residence," or may have multiple "Other Indicators." Please see Definition page for other considerations.

Oklahoma Department of Mental Health and Substance Abuse Services

Counts of Admitted Clients Served by Funding Source for Various Categories During FY2002

Residential Treatment Services

	Total	Funding Source					
		Mental Health	Substance Abuse	Domestic Violence	Residential Care	Medicaid	Other
Total							
Unduplicated Count	4,556	416	3,788	0	0	252	185
Agency Type							
Community Mental Health	872	341	453	0	0	0	96
Hospital	358	75	0	0	0	252	65
Substance Abuse	3,388	0	3,364	0	0	0	24
Sex							
Female	1,689	141	1,407	0	0	126	52
Male	2,867	275	2,381	0	0	126	133
Age							
0-04	109	0	108	0	0	1	0
05-17	648	75	308	0	0	245	65
18-20	313	26	276	0	0	6	10
21-24	542	59	479	0	0	0	15
25-34	1,244	96	1,134	0	0	0	26
35-44	1,186	93	1,057	0	0	0	45
45-54	422	50	357	0	0	0	17
55-64	81	12	66	0	0	0	4
65-74	10	4	3	0	0	0	3
75-84	1	1	0	0	0	0	0
Race							
White	3,232	328	2,660	0	0	164	140
Black	508	20	452	0	0	31	8
Native American	541	47	461	0	0	20	27
Hispanic	94	9	77	0	0	7	2
Asian	9	0	7	0	0	1	1
Two or More Races	194	12	149	0	0	29	7
Presenting Problem/Diagnosis							
Alcohol Abuse	944	63	844	0	0	1	40
Developmental Disorder	45	16	1	0	0	22	8
Mood Disorder	313	81	14	0	0	188	53
Other Non-Psychotic	39	17	1	0	0	22	4
Other Psychotic	61	37	7	0	0	15	8
Personality Disorder	1	0	1	0	0	0	0
Schizophrenia	32	26	6	0	0	1	2
Social Conditions	179	0	179	0	0	0	0
Substance Related	2,970	176	2,748	0	0	3	70
County of Residence							
Adair	30	0	27	0	0	0	5
Alfalfa	9	2	7	0	0	0	0
Atoka	8	1	7	0	0	0	0
Beaver	8	4	3	0	0	1	0
Beckham	80	15	57	0	0	2	8
Blaine	27	7	19	0	0	1	0
Bryan	32	2	27	0	0	1	2
Caddo	81	15	64	0	0	2	2
Canadian	70	11	55	0	0	6	3
Carter	90	5	79	0	0	5	2
Cherokee	118	0	113	0	0	0	8
Choctaw	17	0	15	0	0	2	0

Notes: Information in this table is based on data reported to DMHSAS as of 07/01/2002. The same client may be counted in more than one category, e.g., clients can receive services under more than one contract source, in more than one "County of Residence," or may have multiple "Other Indicators." Please see Definition page for other considerations.

Oklahoma Department of Mental Health and Substance Abuse Services

Counts of Admitted Clients Served by Funding Source for Various Categories During FY2002

Residential Treatment Services

	Funding Source					
	Total	Mental Health	Substance Abuse	Domestic Violence	Residential Care	Medicaid Other
Cimarron	4	2	2	0	0	0
Cleveland	296	28	190	0	0	59 33
Coal	19	0	19	0	0	0 0
Comanche	111	20	71	0	0	14 8
Cotton	6	1	5	0	0	1 0
Craig	23	1	22	0	0	0 0
Creek	58	1	55	0	0	1 1
Custer	77	24	43	0	0	6 5
Delaware	51	0	50	0	0	0 1
Dewey	12	6	6	0	0	0 0
Ellis	9	1	5	0	0	2 1
Garfield	65	29	30	0	0	2 6
Garvin	42	3	33	0	0	6 1
Grady	87	5	73	0	0	8 2
Grant	3	1	2	0	0	0 0
Greer	32	3	27	0	0	0 2
Harmon	4	0	2	0	0	0 2
Harper	7	4	2	0	0	0 1
Haskell	13	0	13	0	0	0 0
Hughes	32	3	28	0	0	1 0
Jackson	55	3	50	0	0	2 1
Jefferson	11	1	10	0	0	0 0
Johnston	8	0	8	0	0	0 0
Kay	61	11	51	0	0	1 0
Kingfisher	12	1	9	0	0	1 1
Kiowa	31	3	27	0	0	2 0
Latimer	10	0	9	0	0	0 1
LeFlore	23	1	22	0	0	0 0
Lincoln	31	1	28	0	0	2 0
Logan	38	6	29	0	0	2 1
Love	13	0	12	0	0	1 0
Major	16	6	9	0	0	0 1
Marshall	23	0	20	0	0	3 0
Mayes	57	0	56	0	0	0 2
McClain	38	3	27	0	0	8 2
McCurtain	55	0	55	0	0	0 0
McIntosh	28	0	27	0	0	0 1
Murray	18	3	11	0	0	5 0
Muskogee	132	1	125	0	0	0 9
Noble	9	3	5	0	0	1 0
Nowata	8	0	8	0	0	0 0
Okfuskee	15	1	13	0	0	1 0
Oklahoma	709	55	566	0	0	63 36
Okmulgee	41	0	38	0	0	0 3
Osage	42	0	42	0	0	0 0
Ottawa	38	0	38	0	0	0 1
Pawnee	20	4	15	0	0	0 1
Payne	66	14	50	0	0	1 3
Pittsburgh	76	2	70	0	0	4 0
Pontotoc	82	2	76	0	0	4 0
Pottawatomie	91	5	73	0	0	10 3
Pushmataha	18	0	17	0	0	1 0
Roger Mills	7	1	4	0	0	0 2

Notes: Information in this table is based on data reported to DMHSAS as of 07/01/2002. The same client may be counted in more than one category, e.g., clients can receive services under more than one contract source, in more than one "County of Residence," or may have multiple "Other Indicators." Please see Definition page for other considerations.

Oklahoma Department of Mental Health and Substance Abuse Services

Counts of Admitted Clients Served by Funding Source for Various Categories During FY2002

Residential Treatment Services

	Total	Funding Source					Other
		Mental Health	Substance Abuse	Domestic Violence	Residential Care	Medicaid	
Rogers	47	1	46	0	0	0	0
Seminole	62	25	35	0	0	5	3
Sequoyah	33	1	30	0	0	0	2
Stephens	115	7	102	0	0	3	5
Texas	25	10	15	0	0	2	0
Tillman	15	0	13	0	0	2	0
Tulsa	592	2	586	0	0	3	1
Wagoner	85	0	84	0	0	0	1
Washington	93	2	91	0	0	1	0
Washita	28	7	18	0	0	4	1
Woods	10	6	3	0	0	0	1
Woodward	58	30	20	0	0	0	9
Out of State/Unknown	26	4	21	0	0	0	1
Other Indicators							
Any Alcohol/Drug Problem	4,086	306	3,605	0	0	86	144
Dual Diagnosis	255	27	196	0	0	22	15
Hispanic	120	11	92	0	0	16	3
Homeless	333	16	314	0	0	2	2
Indigent	4,403	410	3,716	0	0	240	118
SED (6-17)	300	63	0	0	0	215	51
SMI (If ever)	1,076	124	934	0	0	2	28

Notes: Information in this table is based on data reported to DMHSAS as of 07/01/2002. The same client may be counted in more than one category, e.g., clients can receive services under more than one contract source, in more than one "County of Residence," or may have multiple "Other Indicators." Please see Definition page for other considerations.

Oklahoma Department of Mental Health and Substance Abuse Services

Counts of Admitted Clients Served by Funding Source for Various Categories During FY2002

SED Clients

	Total	Funding Source					Medicaid	Other
		Mental Health	Substance Abuse	Domestic Violence	Residential Care			
Total								
Unduplicated Count	2,459	1,625	156	71	0	697	560	
Agency Type								
Community Mental Health	1,998	1,541	19	0	0	470	484	
Domestic Violence and Sexual Assault	72	0	1	70	0	0	2	
Hospital	375	101	0	0	0	257	78	
Other	1	1	0	0	0	0	0	
Substance Abuse	141	4	137	1	0	0	0	
Sex								
Female	996	644	63	33	0	299	225	
Male	1,463	981	93	38	0	398	335	
Age								
0-04	65	49	0	2	0	14	16	
05-17	2,394	1,576	156	69	0	683	544	
Race								
White	1,722	1,176	111	44	0	450	384	
Black	270	164	14	8	0	97	59	
Native American	216	127	19	6	0	70	46	
Hispanic	69	39	5	3	0	24	21	
Asian	12	5	1	0	0	5	5	
Two or More Races	200	119	9	10	0	56	45	
Presenting Problem/Diagnosis								
Alcohol Abuse	11	2	7	0	0	2	1	
Developmental Disorder	847	629	10	0	0	206	180	
Mood Disorder	822	515	5	0	0	330	218	
Other Non-Psychotic	562	414	5	0	0	142	130	
Other Psychotic	50	27	0	0	0	24	18	
Schizophrenia	11	10	0	0	0	5	3	
Social Conditions	138	40	24	70	0	4	5	
Substance Related	123	10	107	0	0	3	7	
Deferred/No Diagnosis	1	0	0	1	0	0	0	
County of Residence								
Adair	60	13	2	0	0	4	55	
Alfalfa	6	6	1	0	0	1	5	
Atoka	1	1	0	0	0	0	1	
Beaver	2	1	0	0	0	1	0	
Beckham	18	11	6	0	0	11	0	
Blaine	10	7	2	0	0	5	1	
Bryan	8	6	0	0	0	1	2	
Caddo	22	4	2	1	0	17	12	
Canadian	58	50	4	3	0	6	2	
Carter	14	6	1	1	0	7	1	
Cherokee	37	10	0	3	0	1	28	
Choctaw	2	0	0	0	0	2	0	
Cleveland	224	136	16	1	0	137	47	
Coal	4	4	0	0	0	0	3	
Comanche	224	47	0	2	0	134	180	
Cotton	7	0	0	0	0	7	5	
Craig	6	6	0	0	0	0	0	
Creek	37	36	1	1	0	0	0	

Notes: Information in this table is based on data reported to DMHSAS as of 07/01/2002. The same client may be counted in more than one category, e.g., clients can receive services under more than one contract source, in more than one "County of Residence," or may have multiple "Other Indicators." Please see Definition page for other considerations.

Oklahoma Department of Mental Health and Substance Abuse Services

Counts of Admitted Clients Served by Funding Source for Various Categories During FY2002

SED Clients

	Funding Source						
	Total	Mental Health	Substance Abuse	Domestic Violence	Residential Care	Medicaid	Other
Custer	21	12	1	1	0	14	0
Delaware	26	18	2	3	0	3	0
Ellis	4	3	0	1	0	2	2
Garfield	34	28	0	2	0	4	4
Garvin	29	20	2	0	0	6	7
Grady	66	44	17	2	0	11	1
Grant	2	2	0	0	0	0	0
Greer	2	1	0	0	0	2	2
Harper	1	1	0	0	0	0	1
Haskell	9	5	0	0	0	7	0
Hughes	16	10	0	0	0	7	0
Jackson	24	10	0	3	0	12	18
Jefferson	3	0	0	0	0	3	3
Johnston	2	2	0	0	0	0	0
Kay	55	52	0	3	0	2	0
Kingfisher	8	7	0	0	0	3	1
Kiowa	13	3	0	1	0	12	6
Latimer	3	0	1	0	0	2	0
LeFlore	3	2	1	0	0	0	0
Lincoln	8	4	0	0	0	3	1
Logan	22	18	2	0	0	2	2
Love	3	3	0	0	0	1	1
Major	18	10	0	0	0	11	16
Marshall	10	8	0	0	0	4	0
Mayes	54	47	1	0	0	7	0
McClain	20	11	2	0	0	11	2
McCurtain	4	0	0	0	0	4	0
McIntosh	26	21	0	0	0	6	1
Murray	5	3	0	0	0	4	0
Muskogee	177	174	3	4	0	0	0
Noble	2	1	0	0	0	1	0
Nowata	7	5	1	0	0	0	1
Okfuskee	37	32	0	0	0	6	0
Oklahoma	389	274	29	7	0	82	33
Okmulgee	73	61	0	2	0	10	2
Osage	53	51	3	0	0	0	0
Ottawa	14	11	2	0	0	1	0
Pawnee	5	4	1	0	0	0	0
Payne	10	5	1	0	0	4	1
Pittsburgh	52	31	3	3	0	20	6
Pontotoc	27	19	1	3	0	4	4
Pottawatomie	25	5	7	3	0	10	2
Pushmataha	1	0	0	0	0	1	0
Roger Mills	4	1	0	3	0	0	0
Rogers	12	10	1	1	0	0	0
Seminole	20	10	3	3	0	5	1
Sequoyah	39	23	0	0	0	3	31
Stephens	19	12	1	1	0	7	7
Texas	6	4	0	0	0	3	4
Tillman	5	2	0	0	0	5	3
Tulsa	169	139	25	4	0	26	1
Wagoner	52	25	9	3	0	24	24
Washington	32	25	3	3	0	2	0

Notes: Information in this table is based on data reported to DMHSAS as of 07/01/2002. The same client may be counted in more than one category, e.g., clients can receive services under more than one contract source, in more than one "County of Residence," or may have multiple "Other Indicators." Please see Definition page for other considerations.

Oklahoma Department of Mental Health and Substance Abuse Services

Counts of Admitted Clients Served by Funding Source for Various Categories During FY2002

SED Clients

	Funding Source						
	Total	Mental Health	Substance Abuse	Domestic Violence	Residential Care	Medicaid	Other
Washita	8	5	0	1	0	5	0
Woods	9	8	0	0	0	2	8
Woodward	23	9	0	1	0	9	21
Out of State/Unknown	4	1	0	2	0	0	1
Other Indicators							
Any Alcohol/Drug Problem	364	136	121	0	0	118	64
Dual Diagnosis	59	28	0	0	0	26	14
Hispanic	110	64	6	4	0	39	31
Homeless	69	47	4	18	0	2	1
Indigent	2,270	1,526	151	65	0	667	468
SED (6-17)	2,047	1,389	16	0	0	633	507
SMI (If ever)	8	7	1	0	0	2	3

Notes: Information in this table is based on data reported to DMHSAS as of 07/01/2002. The same client may be counted in more than one category, e.g., clients can receive services under more than one contract source, in more than one "County of Residence," or may have multiple "Other Indicators." Please see Definition page for other considerations.

Oklahoma Department of Mental Health and Substance Abuse Services

Counts of Admitted Clients Served by Funding Source for Various Categories During FY2002

Sex: Female Clients

	Total	Funding Source					
		Mental Health	Substance Abuse	Domestic Violence	Residential Care	Medicaid	Other
Total							
Unduplicated Count	31,556	15,634	6,955	7,273	562	5,866	4,295
Agency Type							
Community Mental Health	18,944	15,000	828	0	35	5,682	3,648
Domestic Violence and Sexual Assault	7,327	0	108	7,188	0	0	427
Hospital	1,465	1,001	0	0	0	238	296
Other	522	386	136	0	0	0	0
Residential Care	539	15	0	0	531	0	0
Substance Abuse	6,146	21	6,039	106	0	0	5
Sex							
Female	31,556	15,634	6,955	7,273	562	5,866	4,295
Age							
0-04	831	63	164	587	0	12	37
05-17	3,145	1,325	580	911	0	434	425
18-20	1,589	722	458	459	7	100	179
21-24	2,888	1,233	880	898	19	301	308
25-34	7,278	3,348	2,115	2,079	75	987	807
35-44	7,903	4,176	1,993	1,617	131	1,411	1,063
45-54	4,777	2,917	630	578	167	1,266	780
55-64	2,074	1,317	112	118	102	784	399
65-74	723	390	22	18	47	348	216
75-84	255	107	0	7	14	165	61
85+	94	36	1	1	0	58	20
Race							
White	23,869	12,667	4,809	4,898	449	4,647	3,366
Black	3,210	1,343	885	714	70	670	360
Native American	2,731	979	855	818	32	350	287
Hispanic	883	323	137	399	6	77	100
Asian	210	102	24	59	2	25	52
Two or More Races	1,336	431	354	441	12	123	137
Unknown	1	1	0	0	0	0	0
Presenting Problem/Diagnosis							
Alcohol Abuse	1,757	328	1,435	3	3	81	137
Developmental Disorder	671	466	12	12	78	131	115
Mood Disorder	11,747	9,448	318	33	134	3,141	2,056
Non Alcohol/Drug Related Organic	128	69	0	0	0	66	39
Other Non-Psychotic	2,927	2,361	57	0	1	708	519
Other Psychotic	2,272	1,605	22	6	265	754	433
Personality Disorder	145	125	7	0	0	31	11
Schizophrenia	1,506	988	9	0	18	821	323
Social Conditions	8,000	327	685	6,897	68	40	431
Substance Related	5,120	677	4,588	35	3	170	252
Unknown/Other	6	1	0	2	3	0	0
Deferred/No Diagnosis	322	4	2	294	18	0	17
County of Residence							
Adair	339	142	71	60	29	48	120
Alfalfa	63	43	9	5	0	13	41
Atoka	112	53	24	15	1	27	33
Beaver	29	17	5	3	0	5	18
Beckham	265	108	37	94	0	70	5

Notes: Information in this table is based on data reported to DMHSAS as of 07/01/2002. The same client may be counted in more than one category, e.g., clients can receive services under more than one contract source, in more than one "County of Residence," or may have multiple "Other Indicators." Please see Definition page for other considerations.

Oklahoma Department of Mental Health and Substance Abuse Services

Counts of Admitted Clients Served by Funding Source for Various Categories During FY2002

Sex: Female Clients

	Funding Source						
	Total	Mental Health	Substance Abuse	Domestic Violence	Residential Care	Medicaid Other	
Blaine	162	67	18	71	0	23	6
Bryan	446	234	60	122	0	94	13
Caddo	301	71	87	107	0	55	80
Canadian	648	383	89	166	13	80	4
Carter	357	167	84	78	0	94	11
Cherokee	570	188	98	188	78	77	166
Choctaw	168	65	49	41	2	40	26
Cimarron	21	17	0	2	0	3	17
Cleveland	1,530	861	324	208	17	357	318
Coal	79	27	37	17	0	8	5
Comanche	1,378	574	173	337	32	350	798
Cotton	36	19	4	3	0	12	19
Craig	194	75	19	22	64	99	0
Creek	419	286	81	34	4	51	11
Custer	281	120	48	111	1	70	3
Delaware	270	136	63	58	0	58	2
Dewey	44	28	3	7	0	3	23
Ellis	51	27	5	12	0	6	23
Garfield	751	336	43	348	0	85	40
Garvin	279	172	53	42	0	75	15
Grady	588	255	160	157	2	82	22
Grant	15	6	1	3	0	5	1
Greer	54	22	16	13	0	12	6
Harmon	33	12	2	15	0	5	9
Harper	46	28	0	2	0	9	35
Haskell	164	90	17	39	4	40	46
Hughes	139	61	34	15	0	36	44
Jackson	307	71	84	98	0	50	108
Jefferson	43	15	15	12	0	6	15
Johnston	173	102	12	17	0	75	3
Kay	628	271	68	233	0	139	11
Kingfisher	127	61	19	41	0	11	2
Kiowa	101	47	20	17	0	34	20
Latimer	108	51	34	5	0	29	18
LeFlore	476	181	145	122	13	69	93
Lincoln	213	116	29	21	25	45	10
Logan	290	168	90	22	0	18	17
Love	57	31	10	8	0	17	4
Major	113	73	7	9	0	30	76
Marshall	161	90	32	12	0	51	3
Mayes	422	176	130	52	45	92	8
McClain	161	96	27	14	1	40	27
McCurtain	465	147	138	165	3	104	86
McIntosh	177	91	45	17	27	32	6
Murray	157	92	20	14	1	55	3
Muskogee	919	607	214	134	21	195	24
Noble	71	34	13	8	2	20	4
Nowata	106	31	23	40	0	17	15
Okfuskee	208	96	21	16	61	53	4
Oklahoma	5,502	2,628	1,578	939	41	888	224
Okmulgee	484	267	88	132	7	83	17
Osage	240	96	91	37	0	32	2
Ottawa	269	116	39	87	6	69	4

Notes: Information in this table is based on data reported to DMHSAS as of 07/01/2002. The same client may be counted in more than one category, e.g., clients can receive services under more than one contract source, in more than one "County of Residence," or may have multiple "Other Indicators." Please see Definition page for other considerations.

Oklahoma Department of Mental Health and Substance Abuse Services

Counts of Admitted Clients Served by Funding Source for Various Categories During FY2002

Sex: Female Clients

	Funding Source					
	Total	Mental Health	Substance Abuse	Domestic Violence	Residential Care	Medicaid Other
Pawnee	128	60	36	16	0	31 5
Payne	654	267	140	184	0	144 134
Pittsburgh	660	373	111	83	13	181 169
Pontotoc	633	292	129	190	15	153 27
Pottawatomie	608	177	215	153	0	103 21
Pushmataha	138	70	23	30	0	23 29
Roger Mills	26	5	3	16	0	5 2
Rogers	429	206	112	114	15	34 1
Seminole	365	171	84	114	0	82 9
Sequoyah	333	198	58	39	7	97 121
Stephens	517	131	70	297	8	67 140
Texas	294	139	24	102	0	36 159
Tillman	71	25	10	34	0	10 22
Tulsa	4,172	2,595	1,091	643	28	356 82
Wagoner	398	210	141	53	8	97 102
Washington	738	234	122	319	0	154 71
Washita	113	41	21	37	0	41 0
Woods	161	113	7	21	0	17 105
Woodward	409	265	10	50	2	79 312
Out of State/Unknown	370	71	24	261	4	5 44
Other Indicators						
Any Alcohol/Drug Problem	10,344	4,181	6,216	425	22	1,094 897
Dual Diagnosis	2,032	1,695	248	0	5	448 264
Hispanic	1,117	410	180	475	10	108 134
Homeless	2,675	760	314	1,642	14	99 142
Indigent	30,356	15,313	6,863	6,651	545	5,813 3,924
SED (6-17)	825	543	5	0	0	274 207
SMI (If ever)	14,978	11,111	1,531	974	560	4,667 2,309

Notes: Information in this table is based on data reported to DMHSAS as of 07/01/2002. The same client may be counted in more than one category, e.g., clients can receive services under more than one contract source, in more than one "County of Residence," or may have multiple "Other Indicators." Please see Definition page for other considerations.

Oklahoma Department of Mental Health and Substance Abuse Services

Counts of Admitted Clients Served by Funding Source for Various Categories During FY2002

Sex: Male Clients

	Total	Funding Source					
		Mental Health	Substance Abuse	Domestic Violence	Residential Care	Medicaid	Other
Total							
Unduplicated Count	29,000	13,968	10,939	2,732	951	3,563	4,208
Agency Type							
Community Mental Health	16,033	13,037	1,240	0	38	3,392	3,331
Domestic Violence and Sexual Assault	3,227	0	297	2,698	0	0	451
Hospital	2,242	1,659	0	0	0	224	459
Other	448	438	10	0	0	0	0
Residential Care	926	14	0	0	918	0	0
Substance Abuse	9,660	11	9,602	40	0	0	45
Sex							
Male	29,000	13,968	10,939	2,732	951	3,563	4,208
Age							
0-04	951	80	198	647	0	15	63
05-17	3,932	1,662	988	822	0	571	557
18-20	1,689	784	833	75	14	100	234
21-24	2,798	1,274	1,390	162	40	164	342
25-34	6,387	3,112	2,828	467	138	556	813
35-44	7,210	3,659	2,993	374	288	990	1,056
45-54	4,287	2,441	1,398	147	279	701	731
55-64	1,282	733	264	27	145	325	265
65-74	332	171	40	7	35	90	108
75-84	108	43	7	1	12	40	36
85+	24	9	0	3	0	11	3
Race							
White	21,175	10,993	7,394	1,674	730	2,684	3,270
Black	3,582	1,469	1,573	301	159	443	384
Native American	2,669	920	1,309	345	44	273	316
Hispanic	873	293	362	182	5	45	100
Asian	149	78	37	17	2	21	22
Two or More Races	1,223	482	397	231	19	110	123
Presenting Problem/Diagnosis							
Alcohol Abuse	4,418	909	3,598	13	21	65	311
Developmental Disorder	1,339	945	20	1	156	252	283
Mood Disorder	6,907	5,764	293	7	223	1,095	1,141
Non Alcohol/Drug Related Organic	196	149	1	0	0	62	47
Other Non-Psychotic	2,369	1,975	62	0	0	387	458
Other Psychotic	2,723	1,986	49	0	429	596	539
Personality Disorder	89	78	5	0	0	11	4
Schizophrenia	2,618	1,955	60	0	32	1,099	601
Social Conditions	3,835	394	510	2,583	102	16	455
Substance Related	7,457	1,037	6,620	25	14	52	379
Unknown/Other	14	1	0	0	8	0	5
Deferred/No Diagnosis	141	3	1	103	20	0	20
County of Residence							
Adair	275	98	99	17	31	28	91
Alfalfa	45	34	5	0	0	4	33
Atoka	213	33	172	1	0	11	38
Beaver	16	11	2	0	0	4	11
Beckham	377	110	202	49	0	43	6
Blaine	108	57	20	25	0	17	3

Notes: Information in this table is based on data reported to DMHSAS as of 07/01/2002. The same client may be counted in more than one category, e.g., clients can receive services under more than one contract source, in more than one "County of Residence," or may have multiple "Other Indicators." Please see Definition page for other considerations.

Oklahoma Department of Mental Health and Substance Abuse Services

Counts of Admitted Clients Served by Funding Source for Various Categories During FY2002

Sex: Male Clients

	Funding Source						
	Total	Mental Health	Substance Abuse	Domestic Violence	Residential Care	Medicaid	Other
Bryan	324	175	103	31	2	43	12
Caddo	232	103	87	14	0	35	81
Canadian	495	322	94	47	29	38	5
Carter	284	167	89	21	2	47	12
Cherokee	473	149	150	62	98	40	125
Choctaw	155	51	79	12	3	21	26
Cimarron	17	13	4	0	0	2	8
Cleveland	1,619	834	609	41	35	275	305
Coal	89	21	53	16	2	7	11
Comanche	1,156	552	243	83	29	252	731
Cotton	37	24	6	1	1	8	24
Craig	326	142	66	5	118	121	2
Creek	463	271	173	6	4	41	41
Custer	224	124	56	44	1	47	7
Delaware	220	80	111	19	9	20	1
Dewey	46	23	13	4	0	3	17
Ellis	34	16	6	1	0	3	20
Garfield	550	267	84	144	1	63	65
Garvin	303	173	84	57	0	35	27
Grady	449	274	137	24	2	41	24
Grant	26	16	3	1	1	6	0
Greer	62	21	37	6	0	4	8
Harmon	21	6	5	4	0	2	7
Harper	40	17	6	3	0	7	25
Haskell	100	49	24	14	4	17	19
Hughes	144	63	57	11	0	21	43
Jackson	225	70	69	60	1	30	74
Jefferson	42	21	8	4	0	5	23
Johnston	118	71	27	7	0	35	4
Kay	483	253	167	51	0	84	10
Kingfisher	110	63	39	9	0	7	4
Kiowa	117	55	39	12	0	24	12
Latimer	101	46	44	1	0	13	29
LeFlore	382	197	92	47	22	52	116
Lincoln	239	132	49	12	49	42	19
Logan	226	127	85	16	0	10	11
Love	45	31	10	5	0	4	4
Major	62	41	6	4	0	10	34
Marshall	131	70	50	7	0	16	3
Mayes	502	199	165	39	103	103	11
McClain	190	88	71	10	0	34	38
McCurtain	477	102	201	138	10	77	67
McIntosh	187	75	57	2	44	31	13
Murray	101	62	22	7	3	21	4
Muskogee	699	494	148	44	35	85	21
Noble	90	37	40	4	3	10	7
Nowata	90	28	28	19	1	8	21
Okfuskee	261	107	38	3	119	43	10
Oklahoma	5,028	2,490	2,046	326	66	532	275
Okmulgee	308	197	85	16	5	51	28
Osage	253	98	126	10	2	15	9
Ottawa	219	101	95	8	6	29	1
Pawnee	130	41	78	4	1	10	9

Notes: Information in this table is based on data reported to DMHSAS as of 07/01/2002. The same client may be counted in more than one category, e.g., clients can receive services under more than one contract source, in more than one "County of Residence," or may have multiple "Other Indicators." Please see Definition page for other considerations.

Oklahoma Department of Mental Health and Substance Abuse Services

Counts of Admitted Clients Served by Funding Source for Various Categories During FY2002

Sex: Male Clients

	Funding Source						
	Total	Mental Health	Substance Abuse	Domestic Violence	Residential Care	Medicaid	Other
Payne	671	226	326	59	2	56	139
Pittsburgh	515	259	171	34	13	88	141
Pontotoc	530	236	203	120	22	82	26
Pottawatomie	632	192	286	127	0	46	33
Pushmataha	113	40	58	8	2	9	20
Roger Mills	25	10	5	10	0	1	1
Rogers	500	149	241	98	32	28	2
Seminole	462	178	156	145	1	49	21
Sequoyah	312	213	78	11	29	61	113
Stephens	345	138	99	60	8	42	130
Texas	246	118	70	38	0	15	113
Tillman	58	27	12	12	0	9	22
Tulsa	4,577	2,424	2,190	172	43	246	219
Wagoner	382	169	170	13	18	64	112
Washington	635	186	270	103	1	70	97
Washita	92	36	33	22	0	14	1
Woods	111	85	4	1	0	14	86
Woodward	300	187	14	14	1	50	228
Out of State/Unknown	301	104	75	81	6	7	54
Other Indicators							
Any Alcohol/Drug Problem	15,973	6,023	10,415	132	82	987	1,473
Dual Diagnosis	2,855	2,446	369	0	8	518	422
Hispanic	1,106	400	413	231	12	76	132
Homeless	2,420	1,250	702	523	31	105	126
Indigent	27,588	13,557	10,544	2,395	929	3,528	3,664
SED (6-17)	1,222	846	11	0	0	359	300
SMI (If ever)	12,100	9,444	1,819	106	948	2,766	2,133

Notes: Information in this table is based on data reported to DMHSAS as of 07/01/2002. The same client may be counted in more than one category, e.g., clients can receive services under more than one contract source, in more than one "County of Residence," or may have multiple "Other Indicators." Please see Definition page for other considerations.

Oklahoma Department of Mental Health and Substance Abuse Services

Counts of Admitted Clients Served by Funding Source for Various Categories During FY2002

SMI Clients

	Total	Funding Source					
		Mental Health	Substance Abuse	Domestic Violence	Residential Care	Medicaid	Other
Total							
Unduplicated Count	27,055	20,536	3,348	1,077	1,508	7,427	4,436
Agency Type							
Community Mental Health	23,845	19,540	1,028	0	73	7,337	3,854
Domestic Violence and Sexual Assault	1,129	0	71	1,067	0	0	93
Hospital	2,965	2,276	0	0	0	162	625
Other	614	570	44	0	0	0	0
Residential Care	1,460	29	0	0	1,444	0	0
Substance Abuse	2,412	13	2,387	13	0	0	11
Sex							
Female	14,964	11,099	1,529	971	560	4,664	2,305
Male	12,091	9,437	1,819	106	948	2,763	2,131
Age							
18-20	957	849	114	30	21	111	146
21-24	2,048	1,698	330	121	59	368	241
25-34	6,089	4,805	1,059	408	213	1,327	746
35-44	8,146	6,250	1,199	352	419	2,212	1,308
45-54	6,086	4,551	532	140	443	1,841	1,115
55-64	2,598	1,767	97	25	245	1,028	529
65-74	839	487	14	0	82	379	275
75-84	245	109	2	1	26	138	68
85+	47	20	1	0	0	23	8
Race							
White	21,782	16,583	2,554	794	1,176	5,891	3,609
Black	2,953	2,120	361	90	228	865	426
Native American	1,862	1,287	338	118	76	463	261
Hispanic	399	321	43	18	11	65	49
Asian	168	136	4	4	4	36	40
Two or More Races	827	549	118	65	30	141	63
Unknown	1	1	0	0	0	0	0
Presenting Problem/Diagnosis							
Alcohol Abuse	1,491	683	889	3	24	96	158
Developmental Disorder	530	268	9	1	233	53	39
Mood Disorder	14,057	11,666	494	10	356	3,292	1,840
Non Alcohol/Drug Related Organic	256	177	1	0	0	105	64
Other Non-Psychotic	2,658	2,221	58	0	1	639	333
Other Psychotic	4,641	3,318	69	1	693	1,293	863
Personality Disorder	193	170	8	0	0	35	10
Schizophrenia	4,046	2,882	67	0	50	1,903	904
Social Conditions	1,341	107	67	1,004	168	15	100
Substance Related	2,581	928	1,897	17	17	122	186
Unknown/Other	18	2	0	1	11	0	4
Deferred/No Diagnosis	87	7	2	43	38	0	0
County of Residence							
Adair	241	113	45	8	60	59	66
Alfalfa	43	33	3	2	0	13	35
Atoka	82	46	14	0	1	33	35
Beaver	15	9	1	1	0	4	14
Beckham	187	115	20	11	0	85	3
Blaine	67	47	6	4	0	19	4

Notes: Information in this table is based on data reported to DMHSAS as of 07/01/2002. The same client may be counted in more than one category, e.g., clients can receive services under more than one contract source, in more than one "County of Residence," or may have multiple "Other Indicators." Please see Definition page for other considerations.

Oklahoma Department of Mental Health and Substance Abuse Services

Counts of Admitted Clients Served by Funding Source for Various Categories During FY2002

SMI Clients

	Funding Source						
	Total	Mental Health	Substance Abuse	Domestic Violence	Residential Care	Medicaid	Other
Bryan	390	285	27	25	2	130	17
Caddo	156	78	15	11	0	58	93
Canadian	556	409	42	39	42	94	3
Carter	335	245	43	10	2	115	18
Cherokee	533	257	69	24	176	104	164
Choctaw	149	103	15	7	5	58	48
Cimarron	12	11	1	0	0	2	10
Cleveland	1,355	1,016	138	30	50	392	450
Coal	40	30	7	3	2	12	8
Comanche	780	468	72	38	60	292	638
Cotton	21	14	3	1	1	4	13
Craig	415	205	14	4	182	220	2
Creek	516	451	42	5	8	86	30
Custer	187	140	16	16	2	82	4
Delaware	230	181	22	8	9	70	0
Dewey	33	24	3	2	0	5	16
Ellis	25	18	4	0	0	4	14
Garfield	544	395	25	56	1	124	68
Garvin	279	201	37	16	0	92	27
Grady	375	267	32	29	4	93	28
Grant	23	13	0	0	1	11	0
Greer	30	21	6	0	0	11	6
Harmon	20	12	0	2	0	5	12
Harper	40	20	3	0	0	11	30
Haskell	115	81	5	2	8	39	49
Hughes	125	80	11	1	0	47	46
Jackson	145	65	19	11	1	50	97
Jefferson	41	20	13	5	0	6	18
Johnston	176	121	14	2	0	82	4
Kay	500	330	71	29	0	199	17
Kingfisher	87	63	14	7	0	12	3
Kiowa	77	57	6	0	0	33	12
Latimer	83	54	8	2	0	32	32
LeFlore	403	295	19	15	34	115	188
Lincoln	223	132	18	1	74	56	14
Logan	239	201	29	2	0	24	14
Love	51	40	7	1	0	17	2
Major	107	85	8	1	0	20	74
Marshall	137	95	12	3	0	55	5
Mayes	541	321	55	11	148	186	8
McClain	141	104	9	2	1	46	42
McCurtain	259	155	19	18	13	128	113
McIntosh	214	122	20	6	71	52	10
Murray	157	103	21	1	4	58	4
Muskogee	989	858	97	38	56	278	11
Noble	93	59	8	2	5	28	6
Nowata	75	51	6	7	1	25	2
Okfuskee	338	143	13	4	180	82	9
Oklahoma	4,974	3,797	639	122	107	1,175	377
Okmulgee	374	307	36	26	12	110	20
Osage	156	98	25	7	2	41	2
Ottawa	267	195	22	11	12	96	0
Pawnee	118	77	15	4	1	40	6

Notes: Information in this table is based on data reported to DMHSAS as of 07/01/2002. The same client may be counted in more than one category, e.g., clients can receive services under more than one contract source, in more than one "County of Residence," or may have multiple "Other Indicators." Please see Definition page for other considerations.

Oklahoma Department of Mental Health and Substance Abuse Services

Counts of Admitted Clients Served by Funding Source for Various Categories During FY2002

SMI Clients

	Funding Source						
	Total	Mental Health	Substance Abuse	Domestic Violence	Residential Care	Medicaid	Other
Payne	541	399	47	25	2	185	74
Pittsburgh	462	326	23	8	26	193	205
Pontotoc	620	424	94	37	37	221	44
Pottawatomie	400	262	61	24	0	81	42
Pushmataha	103	75	8	2	2	30	41
Roger Mills	14	7	2	2	0	5	1
Rogers	423	325	58	24	47	62	1
Seminole	363	253	69	35	1	122	20
Sequoyah	443	350	64	3	35	151	168
Stephens	247	130	29	39	16	85	155
Texas	104	82	4	4	0	14	87
Tillman	39	31	1	2	0	9	27
Tulsa	5,118	4,488	907	134	71	562	114
Wagoner	372	262	75	14	26	94	121
Washington	578	386	68	45	1	222	17
Washita	66	44	9	3	0	32	1
Woods	79	60	0	6	0	17	64
Woodward	266	188	5	10	3	67	218
Out of State/Unknown	179	112	14	16	10	11	51
Other Indicators							
Any Alcohol/Drug Problem	10,071	7,591	3,185	134	104	1,680	1,184
Dual Diagnosis	4,312	3,700	543	0	13	897	547
Hispanic	540	420	56	24	22	97	71
Homeless	2,320	1,743	385	255	45	194	168
Indigent	26,652	20,330	3,303	1,016	1,469	7,388	4,188
SMI (If ever)	27,055	20,536	3,348	1,077	1,508	7,427	4,436

Notes: Information in this table is based on data reported to DMHSAS as of 07/01/2002. The same client may be counted in more than one category, e.g., clients can receive services under more than one contract source, in more than one "County of Residence," or may have multiple "Other Indicators." Please see Definition page for other considerations.

Definitions of Terms and Categorization Variables

The following are definitions of terms and categorization variables used in this Data Book report.

Admitted Clients Served

Admitted Clients Served had an admission transaction in the ICIS before or during the report year and had received a service during the year. For this section, they are counted only once in the total for each level of aggregation. This is called an unduplicated count.

Age

Client age is computed using the client's age at the middle of the fiscal year.

Contacts

Individuals are counted as contacts when they call or visit an agency, but are not admitted.

Funding Source

Funding Source helps identify the payment source of services. Frequently, clients receive services under multiple funding sources. The funding source categories for this report were Mental Health, Substance Abuse, Domestic Violence, Residential Care, Medicaid, and Other.

ICIS

The Oklahoma Department of Mental Health and Substance Abuse Services maintains an agency-wide database, the Integrated Client Information System (ICIS), to which all Department-funded services and transactions are reported. The ICIS contains demographic and service information about clients and agencies.

List of Agencies by Type

The following is a list of agencies by type that provided data during the Fiscal Year 2002:

AGENCY TYPE**AGENCY NAME**

Community Mental Health

ASSOCIATED CENTERS FOR THERAPY, INC.
BILL WILLIS MENTAL HEALTH
CARL ALBERT C.M.H.C.
CENTRAL OKLAHOMA CMHC
CHISHOLM TRAIL COUNSELING SVS
COMMUNITY COUNSELING CENTER
CREEKS MENTAL HEALTH SERVICES
EDWIN FAIR CMHC
FAMILY & CHILDREN'S SERVICES
GRAND LAKE M.H.C.
GREEN COUNTRY BEHAVIORAL HEALTH SERVICES, INC.
HOPE COMMUNITY SERVICES, INC.
JIM TALIAFERRO CMHC
M.H. SERVICES OF SOUTHERN OKLAHOMA
NORTH CARE CENTER
OKLAHOMA COUNTY CRISIS INTERVENTION CENTER
PARKSIDE, INC.
RED ROCK BEHAVIORAL HEALTH SVC
RED ROCK WEST
TULSA CRISIS INTERVENTION CENTER
WAGONER COMMUNITY HOSPITAL-BILL WILLIS
WAGONER HOSPITAL - CRISIS UNIT
WESTERN STATE PSYCHIATRIC CTR
WHEATLAND MH CTR, INC.

Domestic Violence and Sexual Assault

ACMI HOUSE INC
ACTION ASSOCIATES, INC.
CALL RAPE INC.
COMMUNITY CRISIS CENTER, INC.
CRISIS CONTROL CENTER
D.V. PROGRAM OF N. CENTRAL OKLAHOMA
DOMESTIC VIOL INTERVEN
FAMILY CRISIS & COUNSELING CTR
FAMILY CRISIS CTR, INC.
FAMILY RESOURCE CENTER
FAMILY SHELTER
HELP-IN-CRISIS, INC.
KIBOIS WOMEN'S SHELTER
N.W. DOMESTIC CRISIS SERVICES
NEW DIRECTIONS, INC.
OKMULGEE CO FAMILY RESC CENTER
PROJECT SAFE, INC.
ROGERS CO COMMUNITY SERVICES
S.O.S. FOR FAMILIES
STEPHENS CO. VOL. FOR CRISIS,I

AGENCY TYPE**AGENCY NAME**

STILLWATER DOM/VIOLENT SERVICES
TULSA SEXUAL ASSAULT NURSE EN
WOMEN IN SAFE HOMES, INC.
WOMEN'S CRISIS SERVICES
WOMEN'S SVC/FAM RESOURCE CTR
WOMENS RESOURCE CENTER
YWCA CRISIS CENTER
YWCA OF OKC CRISIS SERVICES

Hospitals

EASTERN STATE HOSPITAL
GRIFFIN MEMORIAL HOSPITAL
OKLAHOMA BEHAVIORAL HEALTH SERVICES
OKLAHOMA YOUTH CENTER

Other Agencies

CENTER FOR CHILDREN & FAMILIES
CROSSROADS INCORPORATED
DIVORCE VISITATION ARBITRATION
PEOPLE INCORPORATED
SAFE HAVEN
THUNDERBIRD CLUBHOUSE
TRANSITION HOUSE INC.
TULSA METROPOLITAN MINISTRY

Residential Care

ADA RESIDENTIAL CARE
BOLEY RESIDENTIAL CARE HOME
BOLEY RESIDENTIAL CARE HOME II
CLETA'S COTTAGE
COPP'S RESIDENTIAL CARE, INC.
COUNTRY LANE RESIDENTIAL CARE HOME
DON MENTZER FACILITY
DOW RESIDENTIAL CARE HOME
DUNCAN COMMUNITY RESIDENCE INC
EDNA LEE'S RESIDENTIAL CARE
EL RENO RESIDENTIAL CARE HOME
FAIR OAKS
GREEN ACRES
HAV-TAPINC DBA, THE HARBOR
HIGH CEDAR RESIDENTIAL CARE
LAKE FRANCIS RES. CARE, LLC
LAKE FRANCIS RETIREMENT CENTER
LARI'S RESIDENTIAL CARE, LLC
MEADOW BROOK RESCARE
MILLER COZY HOME, INC.
NEW BEGINNING
NORTH FORK RESIDENTIAL CARE

AGENCY TYPE**AGENCY NAME**

ORCHARD GROVE
PADEN RESIDENTIAL CARE
PRAGUE ASSISTED LIVING CENTER
RAMBLING ROSE RESIDENTIAL CARE
SANTE FE RESIDENTIAL CARE
SHERRY'S OLD FASHION ROOM AND BOARD
SOUTHWEST RETIREMENT HOME, INC
SUGAR MOUNTAIN RETREAT
SUNNY ACRES BOARDING MANOR INC
SUNNY ACRES RESIDENTIAL CARE

Substance Abuse

A BETTER CHANCE
ADA AREA CHEMICAL DEP. CTR
ALPHA II, INC.
ALTERNATIVEWORKS
BRIDGEWAY
CAA TURNING POINT
CARE FOR CHANGE INC.
CITIZEN POTOWATOMI NATION
COMMUNITY ALCOHOLISM SERVICES
COMMUNITY CHILDREN'S SHELTER
COMMUNITY DEVELOPMENT SUPPORT ASSOCIATION
COPE, INC.
COUNSELING CENTER OF S.E. OKLAHOMA
DRUG RECOVERY, INC.
EAGLE RIDGE INSTITUTE
EDMOND FAMILY SERVICES, INC.
GATEWAY TO PREVENTION/RECOVERY
GREAT PLAINS YOUTH & FAMILY SERVICES, INC.
HOMINY HEALTH SRVCS CTR INC.
HOUSE OF HOPE INC
HUMAN SKILLS & RESOURCES
INDIAN HEALTH CARE RESRCE CTR
KIAMICHI COUNCIL ON ALCOHOLISM
LATINO COMMUNITY DEV. AGENCY
LEFLORE CO. YOUTH/FAMILY SERVICES, INC.
LIFE IMPROVEMENT CENTER
LOGAN COUNTY YOUTH & FAMILY SERVICES, INC.
MARIE DETTY YOUTH SVC CTR
METRO TULSA SUBSTANCE ABUSE SERVICE
MONARCH, INC.
MOORE ALC/DRUG CTR
MUSKOGEE COUNTY COUNCIL OF YOUTH SERVICES
N.E. OK COUNCIL ON ALCOHOLISM
NATIVE AMERICAN CENTER OF RECOVERY
NEW DIRECTIONS

AGENCY TYPE**AGENCY NAME**

NEW HOPE OF MANGUM
NORMAN AL/DRUG TREATMENT CTR
NORMAN ALCOHOL INFORMATION CTR
NW SUBSTANCE TREATMENT CNTR
OPPORTUNITIES, INC., CDTC
PAYNE CO COUNSELING SVC, INC.
PAYNE COUNTY DRUG COURT, INC.
RIVERSIDE COUNSELING
ROADBACK, INC.
ROGERS COUNTY DRUG ABUSE
S.W. YOUTH & FAMILY SERVICES
SECOND CHANCE CDU
STARTING POINT II, INC.
STREET SCHOOL INC
THE BROWN SCHOOLS OF OKLAHOMA, INC
THE LASTSTOP
THE NEXT STEP NETWORK, INC.
THE OAKS REHAB. SERVICES CTR
THE REFERRAL CENTER
TOTAL LIFE COUNSELING
TRI-CITY YOUTH & FAMILY CENTER
TRI-CITY SUBSTANCE ABUSE CTR
TURNING POINT
TWELVE & TWELVE, INC
VINITA AL/DG TREATMENT CTR

ODMHSAS

Refers to the Oklahoma Department of Mental Health and Substance Abuse Services.

Other Indicators

There are several groups of clients that are of special interest because they have special treatment needs, state or federal requirements regarding their placement or the services they receive, or because they are part of a priority population. The definitions of these groups and criteria for their selection are provided below:

- **Custody of DHS**

The client, 18 years of age or younger, is in the custody of the Department of Human Services.

- **Custody of DOC**

The client is in the custody of the Department of Corrections. Clients under house arrest, electronic monitoring, or in prison are all considered to be in the custody of DOC. Clients on probation or parole are not.

- **Custody of OJA**

The client, 18 years of age or younger, is in the custody of the Office of Juvenile Affairs.

- **Deaf and Hearing Impaired**

Clients who are deaf, hard of hearing, or indicated the need for an interpreter for the deaf were grouped to form the Deaf and Hearing Impaired category.

- **Homeless**

A homeless person under ICIS criteria is a person who: (a) lacks a fixed, regular and adequate night time residence AND (b) has a primary night time residence that is a supervised publicly or privately operated shelter designed to provide temporary living accommodations including welfare hotels, congregate shelters, halfway houses, and transitional housing for the mentally ill; or an institution that provides a temporary residence for individuals intended to be institutionalized; or a public or private place not designed for, or ordinarily used as, a regular sleeping accommodation for human beings, not limited to people living on the streets. Individuals are considered homeless if they have lost their permanent residence, and are temporarily living in a shelter to avoid being on the street. Prisoners being released or in the custody of a correctional facility are not considered homeless at the time of admission for treatment. The definition also excludes persons in a hospital, residential care facility, commercial hotel/motel, supervised apartment, or living with parent/other relative (even if only temporarily). The definition does include domestic violence and sexual assault shelters, as the persons have fled a residence that is not adequate (i.e., not safe).

- **Legal Status**

Legal Status has three categories; Voluntary, Civil Involuntary, and Criminal Involuntary. The categories of legal status (with ICIS codes) are as follows:

Voluntary. These clients enter treatment voluntarily and are coded Voluntary Admission (01), Court Voluntary (02), Informal Admission (16), or Other (18).

Civil Involuntary. These clients are required by the court system to receive services, even though they may be reluctant. They are coded Court Commitment (03), Order of Detention (06), Juvenile Court Order (07), Transfer – Other Legal Entity (08), Court Ordered Juveniles in Need of Treatment, DHS given custody (10), Court Ordered Juveniles in Need of Treatment Parental Custody Retained (11), Emergency Detention (12), Continued Court Detention (13), 28-Day Court Commitment (14), or Protective Custody (17).

Criminal Involuntary. These clients are required to receive services because they have been accused of or have committed a crime. Codes include the following; Incompetent to Stand Trial (04), Not Guilty by Reason of Insanity (05), Court Order for Observation and Evaluation (09), Court Referred DUI Clients (15), Criminal Hold (20), or Court Commit with Hold (21).

- **Adults with Serious Mental Illness (SMI)**

SMI denotes clients who have been identified **at any time** as having a serious mental illness using the formal ODMHSAS definition. According to this definition, an Adult with a Serious Mental Illness must be an individual 18 years of age or older.

- **Children with a Serious Emotional Disturbance (SED)**

SED refers to children who meet departmental criteria for having a Serious Emotional Disturbance.

- **Any Alcohol/Drug Problem**

A substance abuse client is one who has one or more DSM-IV Axis I primary, secondary or tertiary diagnoses from categories 1.a. or 1.b. (in the Dual Diagnosis definition below) or one or more ICIS Substance Abuse Related Problems (710-731, 741-743). Clients identified only as co-dependents are not identified as substance abusers.

- **Dual Diagnosis Client**

A dual diagnosis client is one who meets the criteria for having a substance abuse diagnosis from categories 1.a. or 1.b. below and meets the criteria for a mental illness based on one or more DSM-IV Axis II primary, secondary, or tertiary diagnoses from categories 2.a. through 2.e. below.

1.a. Psychoactive Substance Induced Organic Disorders: 291.0-291.8, 292.0-292.83, 292.89-282.99

- b. Psychoactive Substance Use Disorders: 303.0-305.99.
- 2.a. Schizophrenia: 295.10, 295.20, 295.30, 295.40, 295.60, 295.70, 295.90
- b. Delusional (Paranoid) Disorder: 297.1
- c. Other Psychotic Disorders: 295.40, 295.70, 297.3, 298.8, 298.9, 297.1, 297.3
- d. Mood Disorders: 296.20-296.7
- e. Borderline Personality Disorder: 301.83

▪ **Indigent**

A person whose applicable income falls at or below 200% of the Federal Poverty Level is considered indigent. To determine whether the client was indigent, the household gross annual income must have been reported. The ODMHSAS eligibility criteria for indigence are based on the weighted average poverty thresholds provided annually by the U. S. Department of Commerce. The following table presents the threshold levels for FY02.

**Oklahoma Department of Mental Health and Substance Abuse Services
Eligibility Criteria
Indigence Threshold
(200% of Federal Poverty Guideline)**

Number of Persons in Household	Household Gross Annual Income
1	\$17,180
2	\$23,220
3	\$29,260
4	\$35,300
5	\$41,340
6	\$47,380
7	\$53,420
8	\$59,460
9 or more	Add \$ 6,040 to \$59,460 for each additional person

Presenting Problem/Diagnosis

Categories for this variable are based on the DSM-IV primary diagnosis or primary presenting problem. If the admitting agency has clinicians qualified to make a diagnosis, the diagnosis is used, otherwise, a presenting problem is used to define a client's category.

Categories	Codes
Developmental Disorders	
DSM-IV Codes:	302.5-302.69, 302.85, 307-307.39, 307.5-307.99, 309.21, 312-312.29, 312.9-313.21, 313.81-313.89, 314-314.99, 315-319.99, 299-299.99
Presenting Problems:	210, 240
Non Alcohol/Drug Related Organic	
DSM-IV Codes:	290-290.99, 293-293.83, 294-294.80, 310-310.10
Alcohol Abuse	
DSM-IV Codes:	291-291.99, 293.9, 303-303.99, 305-305.02
Presenting Problems:	741, 710, 711
Other Substance Abuse	
DSM-IV Codes:	305.1-305.99, 292-292.99, 304-304.99
Presenting Problems:	742, 743, 744, 720-731
Schizophrenia	
DSM-IV Codes:	295 (excluding 295.4, 295.7)
Other Psychotic	
DSM-IV Codes:	297-298.9, 295.40, 294.9, 295.70
Presenting Problems:	510-530, 650
Mood Disorders	
DSM-IV Codes:	296-296.99 301.13, 300.4-300.49, 293.89, 311-311.99
Presenting Problems:	500-503

Categories	Codes
Other Non-Psychotic	
DSM-IV Codes:	300-300.39, 300.6-300.99, 302-302.49, 302.7-302.84, 302.89-302.99, 307-4-307.49, 307.8, 312.8, 308.3-309.19, 309.23-309.99, 312.3, 316-316.99, 780.50
Personality Disorders	
DSM-IV Codes:	301-301.9
Social Conditions	
DSM-IV Codes:	V40.00-V40.60, V61-V71.02, 955.5-995.81
Presenting Problems:	740, 450, 620-632, 311-420
Deferred/No Diagnosis	
DSM-IV Codes:	799.9-799.90, V71.09
Presenting Problems:	110, 130

Race

Clients who selected more than one category from the choices below, indicating their race, are grouped in the Two or More Races category. The Unknown category was utilized to group Clients who made no selection from the choices below indicating their race.

The following groupings are used for reporting race:

- White
- Black
- Native American
- Hispanic
- Asian
- Two or More Races
- Unknown

Units of Service: Day and Hourly

The time provider agency staff spend delivering services to or for service recipients is reported in days, parts of days or minutes (summed to hours). Following is a list of codes and descriptions for services funded by DMHSAS in FY02.

Services	Category	Code	Description
Day	Crisis Stabilization	002E	Crisis Stabilization
	Detoxification	002B	Detoxification
		001B	Medical Detoxification
		002C	Non-medical Detoxification (social)
		002K	Non-medical Detoxification
	Housing	003M	Dependent Children Of Substance Abuse in Halfway House
		003N	Dependent Children Of Substance Abuse In Residential Treatment
		003G	Domestic Violence Residential Shelter For Primary Victims
		003H	Domestic Violence Residential Shelter For Dependents
		003P	Enhanced Residential Care
		004E	Family Self Sufficiency Program
		003B	Halfway House
		003A	Halfway House Services for Pregnant and Postpartum Women
		003S	Halfway House Services for Women with Dependent Children
		003T	Halfway House Service for Dually Diagnosed
		003Y	Halfway House Services for Adolescents
		003C	Independent Living Training Program
		003V	Permanent Congregate Housing with Onsite Support
		003Z	Permanent Congregate House
		003K	Residential Care
		003Q	Safe Haven
		003I	Short-term Emergency Shelter
		003F	Sponsored Family Program
		003J	Sponsored Housing Program
		003E	Supervised Housing
	003R	Transitional Living	
	Inpatient	001D	Acute Inpatient
		001C	Acute Medical Care
		001A	Intermediate Inpatient
	Residential Treatment	002Q	Enhanced Residential Treatment - Mental Health
		002N	Intensive Residential Substance Abuse Treatment
		002R	Intensive Residential Treatment
		002P	Intensive Residential Treatment - Mental Health
		002A	Residential Treatment (Substance Abuse & Mental Health)

Services	Category	Code	Description
		002G	Residential Treatment for Adolescents
		002H	Residential Treatment for Women with Dependent Children
		002J	Residential Treatment Dually Diagnosed
		002S	Residential Treatment
		002M	Services to Dependent Children of Substance Abuse Clients in Residential Treatment
Hourly			
	Evaluation/Assessment		
		106	Clinical Testing
		100	Competency Evaluation
		102	Court Related Evaluation
		309	Drug Screening
		104	DUI Assessment
		110	Evaluation and Assessment
		101	Evaluation/assessment
		107	Group Assessment
		138	Institution Based SA Screening
		105	Referral
		300	Treatment Plan Review
		400	Treatment Planning
	Counseling		
		590	Divorce Visitation Arbitration Services
		132	Family/marital
		137	Family/Marital Counseling (Mental Health Professional)
		131	Group Counseling
		136	Group Counseling (Mental Health Professional)
		135	Individual Counseling (Mental Health Professional)
		130	Individual Counseling
		241	Peer Counseling
		249	Staff Time Providing Support Group Service (Project Heartland)
	Crisis Intervention		
		133	Crisis Intervention Counseling
		134	Crisis Intervention Telephone
		120	Emergency/Crisis (face/face)
		121	Emergency/Crisis (telephone)
		123	Mobile Crisis Service
	Case Management		
		212	Case Management
		225	Case Management
		226	Case Management
		852	Case Management & Home-based Travel
		204	Client Advocacy
		207	Home-based Services
		213	Intensive Case Management

Services	Category	Code	Description
	Physician/Lab Services	301	Laboratory
		305	Medical Review
		308	Medication Delivery
		304	Pharmacological Management
	Other Day Services	004C	Day School/6 Hours
		434	Intensive Outpatient Services- Group
		433	Intensive Outpatient Services- Individual
	Other Outpatient Services	214	Assertive Community Treatment
		500	Consultation
		109	Court Related Services
		210	Disaster Support Service
		501	Education
		190	Gate-keeping
		191	Gate-keeping Extension
		565	Institution-based Substance Abuse Treatment
		571	PACT Client Support
		252	PACT Timeline Development
		506	Sexual Assault Nurse Examiner (SANE) Training
		504	System Support
		503	Training
		505	Treatment Team Meeting
	Outreach	551	Community Outreach
		553	Community Outreach to Children
		552	Intensive Outreach to Children
		550	Outreach
		561	Prevention Type Activities
		560	Substance Abuse Early Intervention
	Rehabilitation	203	Client Education
		242	Consumer Drop-in Center
		430	Day Treatment Hourly
		217	Group Rehabilitative Treatment
		216	Individual Rehab Treatment
		431	Psycho-social Hourly
		205	Resource Skills Development
		251	Resource Skills Development by Peers
		224	Substance Abuse Dx\Prob-Related Education (Family)
		219	Substance Abuse Dx\Prob-Related Education (Group)
		218	Substance Abuse Dx\Prob-Related Education (Individual)
		211	Substance Abuse Dx\Prob-Related Education
		202	Socialization

Services	Category	Code	Description
	Vocational	243	Employment Training
		570	Job Retention Support
		245	Pre-vocational
		244	Vocational Training

Various Categories:

In response to many special report requests in past years, the special reports table was generated to address the majority of those requests.

Description of Sections and Tables

The Data Book consists of two sections. The first section displays Counts of Admitted Clients Served by Funding Source for Sex, Age, Race, Presenting Problem/Diagnosis, County of Residence, and Other Indicators. The second section presents Counts of Day and Hourly Units of Service by Funding Source for Admitted Clients and Contacts. Each section contains six tables presenting data for 1) Statewide Total, 2) Agency, 3) Agency Type, 4) Count of Residence, 5) Planning Area, and 6) Various Categories.

Section One: Admitted Clients Served by Funding Source

Admitted Clients Served are clients who have an admission transaction in the ICIS before or during the report year and had received a service during the report year. For this section, they are counted only once in the total for each level of aggregation or category in which they appear. This is called an unduplicated count. For example, a client may receive services at one hospital and then receive services at another hospital in the same year. This client would be counted twice (once at each hospital) in the agency report, but only once in the agency type and statewide tables. Because information such as age and sex should remain constant (except for data entry errors), counts for categories of these variables will sum to the total clients served on each table. Variables that might change from admission at one facility to admission at another or over time, (e.g., legal status, diagnosis, and target population) can be counted in more than one category and should not be summed.

This section shows only clients who were admitted for services and excludes contacts. It enumerates admitted clients, but further limits the counts to specific subgroups of the client population. Each individual counted has received a service at some time during the year regardless of the year he/she was admitted. Clients are grouped by frequently referenced demographics: Sex, Age, Race, Presenting Problem/Diagnosis, County of Residence, and Other Indicators. A client may be in more than one of these groups, or a client's group may change during the year. As a result, the sum of target populations exceeds the total number served. However, for any given population, the age, race, and sex, which do not change (age is calculated as of a single point in time), are unduplicated counts and should equal the total.

Section Two: Units of Service by Funding Source

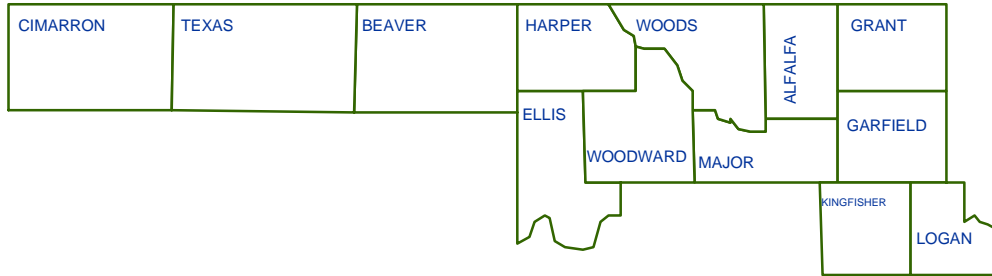
This section helps to quantify the Department's impact on the community by reporting the total number of individuals identified as receiving a service during the fiscal year. It also presents Summaries for all types of services funded through the ODMHSAS.

Individuals are counted as contacts when they call or visit an agency, but are not admitted. In general, a person can be reported as a contact twice at the same agency within a twelve-month period, but services are not given a third time without an admission. A client can also seek services at another agency and be counted as a contact there. In the Data Book report, an agency's contact counts exclude individuals who are subsequently admitted there. Additionally, two types of contacts are excluded from counts: Emergency Contacts and Group Contacts. In these cases, individuals are not identified and their addition would likely produce duplicated counts. However, the services to those individuals are reported.

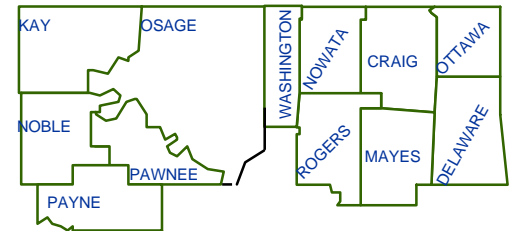
OKLAHOMA DEPARTMENT OF MENTAL HEALTH
AND SUBSTANCE ABUSE SERVICES

Planning Areas

Northwest



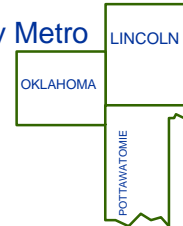
Northeast



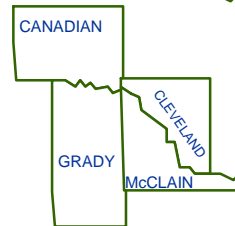
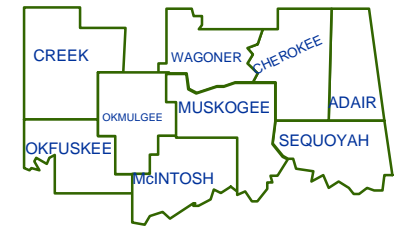
Tulsa Metro



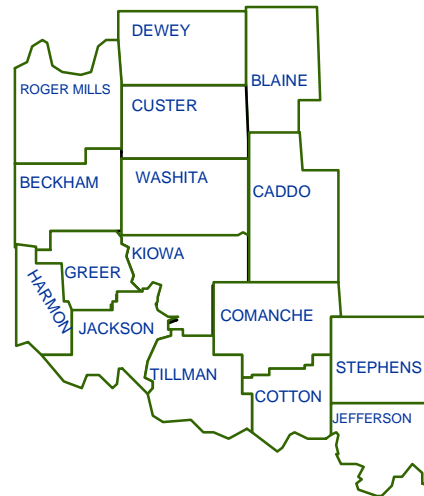
Oklahoma City Metro



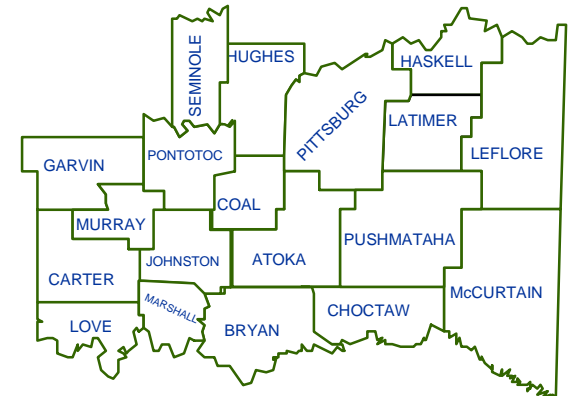
East Central



Central



Southwest



Southeast