

data

BOOK FOR FISCAL YEAR 1993

Admitted Clients Served
By Funding Source

Table 6. Counts of Admitted
Clients Served for Various
Categories

DATA BOOK FOR FISCAL YEAR 1993

Published by

Oklahoma Department of Mental Health and Substance Abuse
Services

Prepared by

Ali Akour, Ph.D.

Data Analyst, Evaluation and Data Analysis Section
Decision Support Services

2002

Terry Cline, Ph.D., Commissioner
Steve Davis, Ph.D., Director of Decision Support Services
Mark Reynolds, Ed. D., Evaluation & Data Analysis Data Projects Manager

Public Domain Notice

The Data Book for Fiscal Year 1993 is in the public domain and may be reproduced or copied without permission from the Oklahoma Department of Mental Health and Substance Abuse Services. However, this publication may not be reproduced or distributed for a fee without the specific, written authorization of Oklahoma Department of Mental Health and Substance Abuse Services. Citation of the source is appreciated.

Electronic Access to Publication

This publication is available on the World Wide Web at:
<http://www.odmhsas.org/specialreports.htm>

How to Contact Us

**Oklahoma Department of Mental Health and Substance Abuse Services
Evaluation and Data Analysis Section**

P.O. Box 53277

Oklahoma City, OK 73152-3277

(405) 522-3813

Contents

Introduction

Admitted Clients Served by Funding Source

- Table 1. Counts of Admitted Clients Served for **Statewide Total**
- Table 2. Counts of Admitted Clients Served for each **Agency**
- Table 3. Counts of Admitted Clients Served for each **Agency Type**
- Table 4. Counts of Admitted Clients Served for each **County of Residence**
- Table 5. Counts of Admitted Clients Served for each **Planning Area**
- Table 6. Counts of Admitted Clients Served for **Various Categories**

Appendix

Definitions of Terms and Categorization Variables

Description of the Data Book

Map of Planning Areas

DATA BOOK FOR FISCAL YEAR 1993

Introduction

Prior to Fiscal Year 1999, any client seen at an Oklahoma Department of Mental Health and Substance Abuse Services (ODMHSAS) contracted facility was reported, regardless of who paid for the service. Starting with Fiscal Year 1999, only clients funded in full or in part by ODMHSAS were reported. Therefore, previous years' reported client counts will be larger than in following years.

During the Fiscal Year 1993, the State of Oklahoma expenditures on community mental health services, inpatient facilities, substance abuse services, domestic violence/sexual assault services, and departmental management amounted to approximately \$152 million dollars. An unduplicated total of approximately 77,037 recipients were served system-wide in FY 1993. The unduplicated total of 77,037 recipients consists of 58,933 recipients that were admitted and served and 18,104 recipients that were contacts. This Data Book report is generated to provide basic information about these recipients for policy makers, interest groups, and others working to improve the quality of life for those in need.

The Data Book report is produced by the Evaluation and Data Analysis Section of the Decision Support Services Division at the ODMHSAS. The report summarizes demographic information for clients served in agencies operated by or funded through ODMHSAS. To create the Data Book report, data are extracted from the ODMHSAS Integrated Client Information System (ICIS). ICIS contains demographic and service information about service recipients and agencies.

This Data Book report focuses on Admitted Clients Served by Funding Source. To meet the specific needs of a variety of entities, the information is divided into tables and each table presents a different view of the data. Definitions of terms and a map of planning areas are also provided.

Oklahoma Department of Mental Health and Substance Abuse Services

Counts of Admitted Clients Served by Funding Source for Various Categories During FY1993

Age: < 18

	Total	Funding Source					Other
		Mental Health	Substance Abuse	Domestic Violence	Residential Care	Medicaid	
Total							
Unduplicated Count	9,706	4,561	1,528	3,638	0	0	340
Agency Type							
Community Mental Health	4,307	4,294	3	0	0	0	35
Domestic Violence and Sexual Assault	3,720	0	6	3,631	0	0	158
Hospital	179	179	0	0	0	0	0
Other	187	156	25	7	0	0	0
Substance Abuse	1,537	1	1,495	0	0	0	147
Sex							
Female	4,650	2,131	674	1,878	0	0	135
Male	5,056	2,430	854	1,760	0	0	205
Age							
0-04	2,046	323	129	1,556	0	0	96
05-17	7,660	4,238	1,399	2,082	0	0	244
Race							
White	6,669	3,592	1,044	2,052	0	0	243
Black	1,526	487	220	818	0	0	29
Native American	1,042	332	189	524	0	0	49
Hispanic	445	135	74	233	0	0	16
Asian	45	20	5	19	0	0	3
Presenting Problem/Diagnosis							
	3,901	3,018	861	3	0	0	80
Social Conditions	5,466	1,267	655	3,515	0	0	72
Deferred/No Diagnosis	774	316	132	122	0	0	190
County of Residence							
Adair	60	33	1	26	0	0	0
Alfalfa	11	9	3	0	0	0	0
Atoka	9	5	2	2	0	0	0
Beaver	4	0	1	3	0	0	0
Beckham	89	79	2	8	0	0	0
Blaine	62	52	3	7	0	0	1
Bryan	219	100	3	120	0	0	0
Caddo	60	19	11	28	0	0	3
Canadian	213	156	20	38	0	0	2
Carter	189	126	16	49	0	0	12
Cherokee	139	44	6	91	0	0	0
Choctaw	44	18	4	24	0	0	0
Cimarron	3	0	1	0	0	0	2
Cleveland	451	187	164	103	0	0	19
Coal	12	7	1	4	0	0	0
Comanche	353	103	32	221	0	0	12
Cotton	8	4	0	4	0	0	0
Craig	19	15	0	4	0	0	0
Creek	71	41	6	24	0	0	0
Custer	115	55	9	48	0	0	7
Delaware	79	56	0	23	0	0	0
Dewey	7	6	0	0	0	0	1
Ellis	5	2	1	2	0	0	0
Garfield	183	111	4	70	0	0	1
Garvin	61	55	1	5	0	0	0

Notes: The same client may be counted in more than one category, e.g., clients can receive services under more than one contract source, in more than one "County of Residence," or may have multiple "Other Indicators." Please see Definition page for other considerations.

Oklahoma Department of Mental Health and Substance Abuse Services

Counts of Admitted Clients Served by Funding Source for Various Categories During FY1993

Age: < 18

	Funding Source						
	Total	Mental Health	Substance Abuse	Domestic Violence	Residential Care	Medicaid Other	
Grady	223	92	65	73	0	0	2
Grant	14	6	1	7	0	0	0
Greer	12	8	1	4	0	0	0
Harmon	11	1	0	10	0	0	0
Harper	4	4	0	0	0	0	0
Haskell	11	7	0	3	0	0	1
Hughes	38	13	20	4	0	0	4
Jackson	148	28	2	119	0	0	2
Jefferson	6	3	1	2	0	0	0
Johnston	56	35	6	17	0	0	2
Kay	260	155	8	99	0	0	6
Kingfisher	38	32	1	6	0	0	0
Kiowa	26	17	4	6	0	0	0
Latimer	6	5	0	1	0	0	0
LeFlore	128	8	40	81	0	0	3
Lincoln	237	211	7	19	0	0	6
Logan	100	31	54	15	0	0	5
Love	20	20	0	0	0	0	0
Major	18	14	0	4	0	0	0
Marshall	60	43	1	16	0	0	1
Mayes	81	42	1	38	0	0	0
McClain	39	25	8	6	0	0	0
McCurtain	177	13	34	132	0	0	0
McIntosh	44	31	8	7	0	0	1
Murray	49	41	7	1	0	0	0
Muskogee	432	293	40	109	0	0	1
Noble	30	21	1	8	0	0	0
Nowata	18	5	0	13	0	0	0
Okfuskee	22	15	3	3	0	0	2
Oklahoma	2,152	1,175	459	532	0	0	45
Okmulgee	52	26	8	20	0	0	4
Osage	131	81	28	25	0	0	0
Ottawa	93	41	5	47	0	0	1
Pawnee	42	23	4	11	0	0	8
Payne	210	35	9	72	0	0	132
Pittsburgh	93	39	30	19	0	0	7
Pontotoc	162	95	12	57	0	0	7
Pottawatomie	207	58	71	77	0	0	4
Pushmataha	41	8	36	0	0	0	0
Roger Mills	4	4	0	0	0	0	0
Rogers	67	52	10	5	0	0	0
Seminole	83	34	34	15	0	0	2
Sequoyah	99	68	2	29	0	0	3
Stephens	65	15	3	48	0	0	1
Texas	24	10	9	4	0	0	3
Tillman	10	1	1	8	0	0	0
Tulsa	778	162	117	503	0	0	4
Wagoner	48	10	6	32	0	0	1
Washington	270	41	16	216	0	0	3
Washita	30	26	1	3	0	0	0
Woods	54	53	1	0	0	0	0
Woodward	114	48	4	63	0	0	5
Out of State/Unknown	254	2	69	183	0	0	15

Notes: The same client may be counted in more than one category, e.g., clients can receive services under more than one contract source, in more than one "County of Residence," or may have multiple "Other Indicators." Please see Definition page for other considerations.

Oklahoma Department of Mental Health and Substance Abuse Services
Counts of Admitted Clients Served by Funding Source for Various Categories During FY1993
Age: < 18

	Funding Source						
	Total	Mental Health	Substance Abuse	Domestic Violence	Residential Care	Medicaid	Other
Other Indicators							
Dual Diagnosis	137	102	31	0	0	0	10
Homeless	918	50	58	808	0	0	25
SED (6-17)	1,185	1,106	66	3	0	0	51

Notes: The same client may be counted in more than one category, e.g., clients can receive services under more than one contract source, in more than one "County of Residence," or may have multiple "Other Indicators." Please see Definition page for other considerations.

Oklahoma Department of Mental Health and Substance Abuse Services

Counts of Admitted Clients Served by Funding Source for Various Categories During FY1993

Age: 12 to 17

	Total	Funding Source					Other
		Mental Health	Substance Abuse	Domestic Violence	Residential Care	Medicaid	
Total							
Unduplicated Count	4,279	2,594	1,177	546	0	0	174
Agency Type							
Community Mental Health	2,459	2,449	2	0	0	0	26
Domestic Violence and Sexual Assault	544	0	4	543	0	0	2
Hospital	136	136	0	0	0	0	0
Other	88	64	22	3	0	0	0
Substance Abuse	1,190	1	1,149	0	0	0	146
Sex							
Female	2,118	1,278	507	357	0	0	67
Male	2,161	1,316	670	189	0	0	107
Age							
05-17	4,279	2,594	1,177	546	0	0	174
Race							
White	3,236	2,067	868	335	0	0	111
Black	429	245	83	101	0	0	7
Native American	434	192	167	77	0	0	40
Hispanic	163	78	58	26	0	0	15
Asian	26	15	5	7	0	0	1
Presenting Problem/Diagnosis							
	2,690	1,861	810	2	0	0	74
Social Conditions	1,425	561	353	522	0	0	5
Deferred/No Diagnosis	433	199	117	22	0	0	97
County of Residence							
Adair	26	24	1	1	0	0	0
Alfalfa	10	8	3	0	0	0	0
Atoka	6	3	2	1	0	0	0
Beaver	1	0	1	0	0	0	0
Beckham	46	44	2	0	0	0	0
Blaine	23	20	2	1	0	0	1
Bryan	71	42	3	27	0	0	0
Caddo	25	14	6	3	0	0	3
Canadian	136	111	16	10	0	0	2
Carter	69	58	5	7	0	0	7
Cherokee	37	28	2	7	0	0	0
Choctaw	17	9	4	5	0	0	0
Cimarron	3	0	1	0	0	0	2
Cleveland	255	104	142	10	0	0	19
Coal	3	3	0	0	0	0	0
Comanche	158	83	32	43	0	0	12
Cotton	2	1	0	1	0	0	0
Craig	9	9	0	0	0	0	0
Creek	43	35	5	3	0	0	0
Custer	39	21	6	9	0	0	7
Delaware	44	40	0	4	0	0	0
Dewey	5	4	0	0	0	0	1
Ellis	2	1	1	0	0	0	0
Garfield	107	96	3	9	0	0	1
Garvin	34	32	1	1	0	0	0
Grady	129	65	56	12	0	0	2

Notes: The same client may be counted in more than one category, e.g., clients can receive services under more than one contract source, in more than one "County of Residence," or may have multiple "Other Indicators." Please see Definition page for other considerations.

Oklahoma Department of Mental Health and Substance Abuse Services

Counts of Admitted Clients Served by Funding Source for Various Categories During FY1993

Age: 12 to 17

	Funding Source					
	Total	Mental Health	Substance Abuse	Domestic Violence	Residential Care	Medicaid Other
Grant	7	4	0	3	0	0
Greer	10	8	1	2	0	0
Harmon	4	1	0	3	0	0
Harper	4	4	0	0	0	0
Haskell	6	4	0	1	0	1
Hughes	32	10	19	2	0	4
Jackson	48	21	2	26	0	2
Jefferson	5	3	1	1	0	0
Johnston	24	17	6	2	0	0
Kay	98	82	4	13	0	2
Kingfisher	25	24	1	1	0	0
Kiowa	12	12	0	1	0	0
Latimer	4	4	0	0	0	0
LeFlore	55	6	38	11	0	0
Lincoln	101	93	6	2	0	3
Logan	58	19	34	5	0	3
Love	11	11	0	0	0	0
Major	13	11	0	2	0	0
Marshall	24	23	1	0	0	1
Mayes	44	36	1	7	0	0
McClain	21	12	7	2	0	0
McCurtain	50	9	32	11	0	0
McIntosh	27	19	8	1	0	1
Murray	39	32	7	0	0	0
Muskogee	213	173	27	16	0	1
Noble	9	6	1	2	0	0
Nowata	6	3	0	3	0	0
Okfuskee	17	13	3	0	0	2
Oklahoma	958	562	328	68	0	43
Okmulgee	24	19	5	2	0	4
Osage	69	45	23	4	0	0
Ottawa	40	26	5	9	0	1
Pawnee	14	10	3	2	0	1
Payne	52	30	6	8	0	12
Pittsburgh	57	28	22	2	0	7
Pontotoc	64	43	8	15	0	1
Pottawatomie	88	19	48	20	0	4
Pushmataha	22	3	20	0	0	0
Roger Mills	2	2	0	0	0	0
Rogers	57	46	9	2	0	0
Seminole	50	20	30	0	0	0
Sequoyah	58	51	2	5	0	3
Stephens	23	14	2	8	0	1
Texas	18	7	9	2	0	2
Tillman	1	1	0	0	0	0
Tulsa	238	80	101	60	0	4
Wagoner	17	9	6	2	0	1
Washington	71	15	14	42	0	0
Washita	18	17	1	0	0	0
Woods	33	32	1	0	0	0
Woodward	54	38	4	13	0	4
Out of State/Unknown	65	1	44	20	0	10

Notes: The same client may be counted in more than one category, e.g., clients can receive services under more than one contract source, in more than one "County of Residence," or may have multiple "Other Indicators." Please see Definition page for other considerations.

Oklahoma Department of Mental Health and Substance Abuse Services

Counts of Admitted Clients Served by Funding Source for Various Categories During FY1993

Age: 12 to 17

	Total	Funding Source					Other
		Mental Health	Substance Abuse	Domestic Violence	Residential Care	Medicaid	
Other Indicators							
Dual Diagnosis	137	102	31	0	0	0	10
Homeless	156	31	17	103	0	0	8
SED (6-17)	853	776	65	3	0	0	50

Notes: The same client may be counted in more than one category, e.g., clients can receive services under more than one contract source, in more than one "County of Residence," or may have multiple "Other Indicators." Please see Definition page for other considerations.

Oklahoma Department of Mental Health and Substance Abuse Services

Counts of Admitted Clients Served by Funding Source for Various Categories During FY1993

Age: 18 to 64

	Total	Funding Source					Other
		Mental Health	Substance Abuse	Domestic Violence	Residential Care	Medicaid	
Total							
Unduplicated Count	46,298	30,742	14,491	4,664	1,135	0	1,166
Agency Type							
Community Mental Health	29,630	28,897	2,570	0	0	0	423
Domestic Violence and Sexual Assault	4,838	0	576	4,588	0	0	90
Hospital	4,053	4,053	0	0	0	0	0
Other	602	294	243	78	0	0	0
Residential Care	1,135	41	0	0	1,135	0	12
Substance Abuse	11,802	7	11,652	0	0	0	643
Sex							
Female	24,736	17,344	4,959	4,296	443	0	430
Male	21,562	13,398	9,532	368	692	0	736
Age							
18-20	2,331	1,301	805	379	18	0	84
21-24	4,533	2,550	1,603	772	59	0	107
25-34	15,387	9,241	5,663	1,976	237	0	462
35-44	13,548	9,147	4,457	1,092	326	0	357
45-54	6,963	5,480	1,478	345	279	0	125
55-64	3,536	3,023	485	100	216	0	31
Race							
White	35,597	24,680	10,142	3,377	840	0	805
Black	5,835	3,393	2,358	559	148	0	225
Native American	3,657	1,903	1,665	526	110	0	97
Hispanic	1,207	722	338	175	35	0	36
Asian	195	151	21	30	5	0	3
Presenting Problem/Diagnosis							
	37,772	27,421	12,942	40	375	0	547
Social Conditions	8,429	2,117	1,459	4,201	708	0	84
Deferred/No Diagnosis	3,963	1,615	1,405	440	103	0	536
County of Residence							
Adair	209	162	30	19	20	0	0
Alfalfa	77	51	29	1	0	0	1
Atoka	154	126	28	4	1	0	2
Beaver	47	35	11	2	1	0	0
Beckham	506	449	36	11	51	0	18
Blaine	189	158	35	6	1	0	5
Bryan	676	566	71	95	1	0	4
Caddo	252	160	95	17	0	0	2
Canadian	869	705	105	42	62	0	4
Carter	828	670	137	70	0	0	53
Cherokee	654	519	84	77	76	0	7
Choctaw	310	146	118	58	1	0	4
Cimarron	29	18	12	1	1	0	1
Cleveland	2,518	1,485	872	147	142	0	128
Coal	89	60	23	8	0	0	1
Comanche	1,583	986	541	239	64	0	49
Cotton	55	25	24	5	4	0	0
Craig	515	388	38	6	204	0	2
Creek	782	580	178	65	0	0	2
Custer	608	461	113	51	4	0	18

Notes: The same client may be counted in more than one category, e.g., clients can receive services under more than one contract source, in more than one "County of Residence," or may have multiple "Other Indicators." Please see Definition page for other considerations.

Oklahoma Department of Mental Health and Substance Abuse Services

Counts of Admitted Clients Served by Funding Source for Various Categories During FY1993

Age: 18 to 64

	Funding Source						
	Total	Mental Health	Substance Abuse	Domestic Violence	Residential Care	Medicaid	Other
Delaware	296	218	64	20	11	0	2
Dewey	54	47	6	3	0	0	1
Ellis	37	29	8	3	0	0	0
Garfield	846	576	249	134	3	0	19
Garvin	445	394	69	13	1	0	5
Grady	719	523	160	85	0	0	3
Grant	43	36	7	5	0	0	0
Greer	107	82	23	5	0	0	6
Harmon	29	14	4	13	0	0	0
Harper	46	38	5	4	0	0	0
Haskell	142	123	18	5	0	0	2
Hughes	188	168	17	5	0	0	0
Jackson	463	254	83	162	2	0	4
Jefferson	38	25	14	2	1	0	0
Johnston	231	213	31	9	0	0	2
Kay	886	651	190	87	0	0	102
Kingfisher	160	140	59	3	0	0	0
Kiowa	185	139	35	17	1	0	2
Latimer	89	72	13	4	1	0	1
LeFlore	415	310	47	66	1	0	4
Lincoln	337	258	69	22	0	0	3
Logan	345	183	178	22	0	0	1
Love	95	84	14	4	0	0	0
Major	63	49	11	6	0	0	0
Marshall	218	198	28	12	0	0	3
Mayes	402	309	46	46	56	0	3
McClain	186	111	71	9	0	0	4
McCurtain	562	240	212	127	1	0	0
McIntosh	302	257	21	7	51	0	1
Murray	275	242	36	7	5	0	1
Muskogee	1,703	1,434	197	137	27	0	9
Noble	168	82	88	7	0	0	5
Nowata	92	64	21	12	0	0	1
Okfuskee	211	166	36	3	21	0	6
Oklahoma	10,139	6,388	3,781	577	81	0	296
Okmulgee	583	483	94	24	5	0	5
Osage	376	214	161	30	1	0	19
Ottawa	375	283	56	51	0	0	2
Pawnee	185	78	111	9	1	0	7
Payne	1,308	444	721	197	3	0	40
Pittsburgh	811	591	208	15	31	0	8
Pontotoc	792	507	190	138	17	0	15
Pottawatomie	804	367	341	126	0	0	40
Pushmataha	212	85	102	28	0	0	2
Roger Mills	29	24	5	0	0	0	0
Rogers	701	503	170	18	100	0	5
Seminole	652	470	189	13	0	0	16
Sequoyah	500	432	68	16	67	0	1
Stephens	389	239	148	31	19	0	8
Texas	322	182	140	3	0	0	12
Tillman	110	70	35	14	0	0	3
Tulsa	6,861	4,110	3,109	688	39	0	157
Wagoner	353	241	100	39	2	0	4

Notes: The same client may be counted in more than one category, e.g., clients can receive services under more than one contract source, in more than one "County of Residence," or may have multiple "Other Indicators." Please see Definition page for other considerations.

Oklahoma Department of Mental Health and Substance Abuse Services
Counts of Admitted Clients Served by Funding Source for Various Categories During FY1993
Age: 18 to 64

	Funding Source						
	Total	Mental Health	Substance Abuse	Domestic Violence	Residential Care	Medicaid	Other
Washington	927	322	235	449	2	0	0
Washita	144	123	12	13	0	0	5
Woods	197	171	26	2	0	0	1
Woodward	489	320	88	82	25	0	4
Out of State/Unknown	626	194	280	177	6	0	27
Other Indicators							
Dual Diagnosis	6,954	6,421	1,592	27	43	0	105
Homeless	4,059	1,810	1,704	843	68	0	100

Notes: The same client may be counted in more than one category, e.g., clients can receive services under more than one contract source, in more than one "County of Residence," or may have multiple "Other Indicators." Please see Definition page for other considerations.

Oklahoma Department of Mental Health and Substance Abuse Services

Counts of Admitted Clients Served by Funding Source for Various Categories During FY1993

Age: 55 or older

	Total	Funding Source					
		Mental Health	Substance Abuse	Domestic Violence	Residential Care	Medicaid	Other
Total							
Unduplicated Count	6,465	5,691	664	183	403	0	50
Agency Type							
Community Mental Health	5,517	5,452	199	0	0	0	17
Domestic Violence and Sexual Assault	194	0	19	181	0	0	9
Hospital	466	466	0	0	0	0	0
Other	20	8	11	2	0	0	0
Residential Care	403	25	0	0	403	0	7
Substance Abuse	453	1	450	0	0	0	17
Sex							
Female	4,308	3,954	231	140	228	0	16
Male	2,157	1,737	433	43	175	0	34
Age							
55-64	3,536	3,023	485	100	216	0	31
65-74	1,811	1,651	140	30	136	0	11
75-84	761	724	27	5	43	0	4
85+	358	293	12	48	8	0	4
Race							
White	5,392	4,781	533	132	326	0	37
Black	702	621	68	19	42	0	8
Native American	265	194	54	25	24	0	4
Hispanic	105	88	7	7	9	0	1
Asian	15	13	2	1	2	0	0
Presenting Problem/Diagnosis							
	5,768	5,335	559	2	122	0	20
Social Conditions	665	183	90	166	225	0	4
Deferred/No Diagnosis	359	215	56	15	64	0	26
County of Residence							
Adair	43	40	0	0	14	0	0
Alfalfa	14	14	0	0	0	0	0
Atoka	35	35	0	0	0	0	0
Beaver	6	6	0	0	0	0	0
Beckham	67	65	0	1	7	0	0
Blaine	38	36	1	1	0	0	0
Bryan	106	102	2	3	0	0	1
Caddo	38	30	8	1	0	0	1
Canadian	134	106	4	1	40	0	0
Carter	120	115	4	1	0	0	2
Cherokee	79	73	2	3	7	0	0
Choctaw	40	35	2	3	0	0	0
Cimarron	6	4	1	1	1	0	1
Cleveland	244	205	21	2	41	0	2
Coal	13	11	0	2	0	0	0
Comanche	186	159	25	7	30	0	0
Cotton	9	8	1	0	0	0	0
Craig	195	149	2	0	108	0	1
Creek	172	160	11	3	0	0	0
Custer	79	72	3	3	1	0	0
Delaware	42	36	4	0	3	0	0
Dewey	9	9	0	0	0	0	0

Notes: The same client may be counted in more than one category, e.g., clients can receive services under more than one contract source, in more than one "County of Residence," or may have multiple "Other Indicators." Please see Definition page for other considerations.

Oklahoma Department of Mental Health and Substance Abuse Services

Counts of Admitted Clients Served by Funding Source for Various Categories During FY1993

Age: 55 or older

	Funding Source						
	Total	Mental Health	Substance Abuse	Domestic Violence	Residential Care	Medicaid	Other
Ellis	7	6	0	1	0	0	0
Garfield	97	83	9	9	1	0	1
Garvin	78	71	8	1	0	0	0
Grady	79	74	2	3	0	0	0
Grant	7	5	1	2	0	0	0
Greer	14	14	0	0	0	0	0
Harmon	3	3	0	0	0	0	0
Harper	16	16	0	0	0	0	0
Haskell	46	45	1	0	0	0	0
Hughes	61	59	2	0	0	0	0
Jackson	41	36	5	1	0	0	0
Jefferson	11	10	2	0	0	0	0
Johnston	35	35	3	0	0	0	1
Kay	115	94	19	6	0	0	3
Kingfisher	21	20	3	0	0	0	0
Kiowa	30	26	3	2	0	0	0
Latimer	20	19	1	0	0	0	0
LeFlore	71	70	1	2	0	0	0
Lincoln	63	55	8	0	0	0	0
Logan	47	39	10	1	0	0	0
Love	13	13	0	0	0	0	0
Major	5	5	0	0	0	0	0
Marshall	28	27	0	1	0	0	0
Mayes	69	55	6	2	19	0	0
McClain	41	34	6	1	0	0	0
McCurtain	60	44	8	8	0	0	0
McIntosh	41	34	2	0	6	0	0
Murray	49	47	5	0	0	0	0
Muskogee	264	246	12	8	9	0	1
Noble	20	13	9	0	0	0	2
Nowata	11	8	0	3	0	0	0
Okfuskee	53	52	0	0	5	0	0
Oklahoma	1,365	1,182	216	27	21	0	7
Okmulgee	128	123	4	1	2	0	0
Osage	42	34	9	1	0	0	0
Ottawa	44	37	4	3	0	0	0
Pawnee	23	15	8	2	1	0	0
Payne	85	49	24	8	0	0	6
Pittsburgh	162	149	8	0	11	0	0
Pontotoc	102	89	8	5	5	0	2
Pottawatomie	183	171	9	3	0	0	1
Pushmataha	28	22	3	3	0	0	0
Roger Mills	2	2	0	0	0	0	0
Rogers	103	84	7	0	27	0	0
Seminole	114	106	9	0	0	0	0
Sequoyah	73	66	5	0	15	0	0
Stephens	59	53	8	0	7	0	3
Texas	27	20	7	0	0	0	0
Tillman	29	28	4	0	0	0	0
Tulsa	681	573	111	26	21	0	15
Wagoner	53	45	5	2	2	0	0
Washington	67	47	4	14	2	0	0
Washita	21	20	1	0	0	0	0

Notes: The same client may be counted in more than one category, e.g., clients can receive services under more than one contract source, in more than one "County of Residence," or may have multiple "Other Indicators." Please see Definition page for other considerations.

Oklahoma Department of Mental Health and Substance Abuse Services
Counts of Admitted Clients Served by Funding Source for Various Categories During FY1993
Age: 55 or older

	Total	Funding Source					Other
		Mental Health	Substance Abuse	Domestic Violence	Residential Care	Medicaid	
Woods	30	30	0	0	0	0	0
Woodward	59	50	6	1	4	0	0
Out of State/Unknown	43	23	11	8	2	0	0
Other Indicators							
Dual Diagnosis	435	403	75	2	10	0	4
Homeless	276	163	91	26	12	0	4

Notes: The same client may be counted in more than one category, e.g., clients can receive services under more than one contract source, in more than one "County of Residence," or may have multiple "Other Indicators." Please see Definition page for other considerations.

Oklahoma Department of Mental Health and Substance Abuse Services

Counts of Admitted Clients Served by Funding Source for Various Categories During FY1993

Age: 65 or older

	Total	Funding Source					
		Mental Health	Substance Abuse	Domestic Violence	Residential Care	Medicaid	Other
Total							
Unduplicated Count	2,929	2,668	179	83	187	0	19
Agency Type							
Community Mental Health	2,586	2,562	72	0	0	0	6
Domestic Violence and Sexual Assault	86	0	3	82	0	0	5
Hospital	162	162	0	0	0	0	0
Other	7	4	2	1	0	0	0
Residential Care	187	19	0	0	187	0	5
Substance Abuse	103	1	103	0	0	0	3
Sex							
Female	2,065	1,929	76	50	120	0	5
Male	864	739	103	33	67	0	14
Age							
65-74	1,811	1,651	140	30	136	0	11
75-84	761	724	27	5	43	0	4
85+	358	293	12	48	8	0	4
Race							
White	2,432	2,228	144	55	159	0	15
Black	356	325	23	12	20	0	3
Native American	94	73	8	14	6	0	1
Hispanic	43	39	2	2	1	0	0
Asian	6	4	2	1	1	0	0
Presenting Problem/Diagnosis							
	2,600	2,492	140	0	61	0	6
Social Conditions	297	95	31	80	89	0	3
Deferred/No Diagnosis	164	104	15	3	39	0	10
County of Residence							
Adair	27	26	0	0	9	0	0
Alfalfa	8	8	0	0	0	0	0
Atoka	17	17	0	0	0	0	0
Beaver	1	1	0	0	0	0	0
Beckham	25	25	0	0	2	0	0
Blaine	24	23	1	0	0	0	0
Bryan	56	55	1	0	0	0	0
Caddo	17	14	2	1	0	0	0
Canadian	46	35	1	0	17	0	0
Carter	47	47	0	0	0	0	0
Cherokee	32	29	0	2	3	0	0
Choctaw	20	18	0	2	0	0	0
Cimarron	2	1	1	0	0	0	1
Cleveland	91	81	2	1	23	0	0
Coal	5	4	0	1	0	0	0
Comanche	94	83	9	5	21	0	0
Cotton	3	3	0	0	0	0	0
Craig	94	77	0	0	53	0	0
Creek	95	94	2	0	0	0	0
Custer	40	36	2	1	1	0	0
Delaware	16	13	2	0	1	0	0
Dewey	5	5	0	0	0	0	0
Ellis	5	5	0	0	0	0	0

Notes: The same client may be counted in more than one category, e.g., clients can receive services under more than one contract source, in more than one "County of Residence," or may have multiple "Other Indicators." Please see Definition page for other considerations.

Oklahoma Department of Mental Health and Substance Abuse Services

Counts of Admitted Clients Served by Funding Source for Various Categories During FY1993

Age: 65 or older

	Funding Source						
	Total	Mental Health	Substance Abuse	Domestic Violence	Residential Care	Medicaid	Other
Garfield	38	35	0	3	0	0	0
Garvin	34	34	1	0	0	0	0
Grady	31	27	1	3	0	0	0
Grant	3	2	0	1	0	0	0
Greer	7	7	0	0	0	0	0
Harmon	3	3	0	0	0	0	0
Harper	11	11	0	0	0	0	0
Haskell	21	20	1	0	0	0	0
Hughes	29	28	1	0	0	0	0
Jackson	12	12	1	0	0	0	0
Jefferson	3	3	0	0	0	0	0
Johnston	16	16	0	0	0	0	1
Kay	52	45	4	4	0	0	1
Kingfisher	5	5	1	0	0	0	0
Kiowa	12	11	0	1	0	0	0
Latimer	10	10	0	0	0	0	0
LeFlore	24	23	0	1	0	0	0
Lincoln	30	29	1	0	0	0	0
Logan	17	14	3	1	0	0	0
Love	11	11	0	0	0	0	0
Major	2	2	0	0	0	0	0
Marshall	16	16	0	0	0	0	0
Mayes	29	24	3	0	7	0	0
McClain	17	15	1	1	0	0	0
McCurtain	15	7	2	6	0	0	0
McIntosh	19	12	2	0	6	0	0
Murray	24	23	3	0	0	0	0
Muskogee	111	103	6	3	1	0	1
Noble	10	8	2	0	0	0	1
Nowata	6	4	0	2	0	0	0
Okfuskee	34	34	0	0	4	0	0
Oklahoma	652	585	75	13	8	0	2
Okmulgee	66	66	0	0	0	0	0
Osage	18	15	2	1	0	0	0
Ottawa	16	13	0	3	0	0	0
Pawnee	8	6	1	1	0	0	0
Payne	36	22	7	4	0	0	4
Pittsburgh	79	74	3	0	5	0	0
Pontotoc	49	43	1	4	2	0	1
Pottawatomie	123	123	0	0	0	0	0
Pushmataha	12	10	0	2	0	0	0
Rogers	37	31	4	0	9	0	0
Seminole	46	44	2	0	0	0	0
Sequoyah	25	24	0	0	3	0	0
Stephens	31	29	3	0	4	0	2
Texas	8	6	2	0	0	0	0
Tillman	15	15	3	0	0	0	0
Tulsa	235	213	17	10	10	0	5
Wagoner	17	16	1	0	0	0	0
Washington	23	18	1	4	0	0	0
Washita	11	10	1	0	0	0	0
Woods	20	20	0	0	0	0	0
Woodward	23	23	0	0	0	0	0

Notes: The same client may be counted in more than one category, e.g., clients can receive services under more than one contract source, in more than one "County of Residence," or may have multiple "Other Indicators." Please see Definition page for other considerations.

Oklahoma Department of Mental Health and Substance Abuse Services
Counts of Admitted Clients Served by Funding Source for Various Categories During FY1993
Age: 65 or older

	Funding Source						
	Total	Mental Health	Substance Abuse	Domestic Violence	Residential Care	Medicaid	Other
Out of State/Unknown	16	8	3	4	1	0	0
Other Indicators							
Dual Diagnosis	115	106	23	0	3	0	2
Homeless	91	62	16	12	3	0	0

Notes: The same client may be counted in more than one category, e.g., clients can receive services under more than one contract source, in more than one "County of Residence," or may have multiple "Other Indicators." Please see Definition page for other considerations.

Oklahoma Department of Mental Health and Substance Abuse Services

Counts of Admitted Clients Served by Funding Source for Various Categories During FY1993

Age: Under 21

	Total	Funding Source					
		Mental Health	Substance Abuse	Domestic Violence	Residential Care	Medicaid	Other
Total							
Unduplicated Count	12,037	5,862	2,333	4,017	18	0	424
Agency Type							
Community Mental Health	5,543	5,501	92	0	0	0	57
Domestic Violence and Sexual Assault	4,105	0	34	4,009	0	0	163
Hospital	362	362	0	0	0	0	0
Other	206	165	35	8	0	0	0
Residential Care	18	0	0	0	18	0	0
Substance Abuse	2,244	1	2,181	0	0	0	204
Sex							
Female	5,886	2,831	951	2,239	5	0	171
Male	6,151	3,031	1,382	1,778	13	0	253
Age							
0-04	2,046	323	129	1,556	0	0	96
05-17	7,660	4,238	1,399	2,082	0	0	244
18-20	2,331	1,301	805	379	18	0	84
Race							
White	8,415	4,582	1,644	2,321	13	0	302
Black	1,768	618	296	866	1	0	40
Native American	1,290	459	290	568	2	0	57
Hispanic	538	184	102	249	1	0	22
Asian	61	32	9	21	1	0	3
Presenting Problem/Diagnosis							
	5,596	4,087	1,562	5	3	0	120
Social Conditions	6,072	1,420	757	3,860	16	0	78
Deferred/No Diagnosis	1,005	411	198	158	0	0	228
County of Residence							
Adair	70	41	2	28	0	0	0
Alfalfa	13	10	4	0	0	0	0
Atoka	12	6	4	2	0	0	0
Beaver	5	1	1	3	1	0	0
Beckham	132	119	2	10	1	0	2
Blaine	68	58	3	7	0	0	1
Bryan	252	125	5	126	0	0	2
Caddo	72	23	18	30	0	0	3
Canadian	244	181	27	38	0	0	2
Carter	229	156	20	57	0	0	13
Cherokee	177	73	11	98	4	0	0
Choctaw	55	21	10	26	0	0	0
Cimarron	4	0	2	0	0	0	3
Cleveland	564	232	226	107	1	0	24
Coal	14	8	1	5	0	0	0
Comanche	452	156	55	249	1	0	12
Cotton	12	6	3	4	0	0	0
Craig	39	29	4	5	5	0	0
Creek	94	56	12	28	0	0	0
Custer	155	85	12	55	0	0	9
Delaware	94	69	0	26	0	0	0
Dewey	8	6	1	0	0	0	1
Ellis	7	3	2	2	0	0	0

Notes: The same client may be counted in more than one category, e.g., clients can receive services under more than one contract source, in more than one "County of Residence," or may have multiple "Other Indicators." Please see Definition page for other considerations.

Oklahoma Department of Mental Health and Substance Abuse Services

Counts of Admitted Clients Served by Funding Source for Various Categories During FY1993

Age: Under 21

	Funding Source						
	Total	Mental Health	Substance Abuse	Domestic Violence	Residential Care	Medicaid	Other
Garfield	228	139	12	86	0	0	2
Garvin	78	71	2	5	0	0	0
Grady	267	112	84	82	0	0	3
Grant	17	9	1	7	0	0	0
Greer	16	11	2	4	0	0	0
Harmon	13	1	0	12	0	0	0
Harper	7	4	2	1	0	0	0
Haskell	17	11	1	4	0	0	3
Hughes	50	20	25	4	0	0	4
Jackson	167	35	3	129	0	0	4
Jefferson	6	3	1	2	0	0	0
Johnston	71	49	10	17	0	0	3
Kay	320	201	16	109	0	0	11
Kingfisher	45	38	4	6	0	0	0
Kiowa	32	22	4	7	0	0	0
Latimer	8	6	1	1	0	0	0
LeFlore	147	14	44	89	0	0	5
Lincoln	262	231	8	24	0	0	7
Logan	118	37	66	16	0	0	5
Love	22	22	0	0	0	0	0
Major	21	17	0	4	0	0	0
Marshall	75	56	2	18	0	0	1
Mayes	98	50	3	45	2	0	0
McClain	51	30	14	7	0	0	0
McCurtain	206	18	52	139	0	0	0
McIntosh	58	44	8	8	3	0	1
Murray	60	52	9	1	0	0	1
Muskogee	533	370	48	130	0	0	1
Noble	44	28	8	9	0	0	0
Nowata	23	9	1	14	0	0	0
Okfuskee	31	23	3	3	0	0	3
Oklahoma	2,651	1,438	665	577	0	0	69
Okmulgee	69	41	10	20	0	0	4
Osage	153	92	40	25	0	0	2
Ottawa	115	58	8	51	0	0	2
Pawnee	47	25	8	11	0	0	8
Payne	291	54	67	79	0	0	137
Pittsburgh	134	62	49	21	0	0	9
Pontotoc	217	127	28	64	2	0	7
Pottawatomie	247	70	91	85	0	0	8
Pushmataha	50	9	41	3	0	0	0
Roger Mills	9	8	1	0	0	0	0
Rogers	109	75	28	7	1	0	1
Seminole	129	49	62	17	0	0	5
Sequoyah	119	84	5	29	0	0	4
Stephens	83	25	10	51	0	0	2
Texas	50	20	25	4	0	0	4
Tillman	14	4	3	8	0	0	0
Tulsa	1,009	289	216	552	0	0	8
Wagoner	60	17	11	34	0	0	2
Washington	338	53	28	263	0	0	3
Washita	41	34	1	6	0	0	1
Woods	69	66	3	0	0	0	0

Notes: The same client may be counted in more than one category, e.g., clients can receive services under more than one contract source, in more than one "County of Residence," or may have multiple "Other Indicators." Please see Definition page for other considerations.

Oklahoma Department of Mental Health and Substance Abuse Services

Counts of Admitted Clients Served by Funding Source for Various Categories During FY1993

Age: Under 21

	Total	Funding Source					Other
		Mental Health	Substance Abuse	Domestic Violence	Residential Care	Medicaid	
Woodward	138	61	8	68	2	0	6
Out of State/Unknown	295	10	89	196	0	0	18
Other Indicators							
Dual Diagnosis	387	318	95	2	1	0	16
Homeless	1,140	126	124	907	0	0	27
SED (6-17)	1,185	1,106	66	3	0	0	51

Notes: The same client may be counted in more than one category, e.g., clients can receive services under more than one contract source, in more than one "County of Residence," or may have multiple "Other Indicators." Please see Definition page for other considerations.

Oklahoma Department of Mental Health and Substance Abuse Services

Counts of Admitted Clients Served by Funding Source for Various Categories During FY1993

Current Residence: Residential Care Facility

	Total	Funding Source					Other
		Mental Health	Substance Abuse	Domestic Violence	Residential Care	Medicaid	
Total							
Unduplicated Count	2,697	2,145	228	47	1,070	0	48
Agency Type							
Community Mental Health	2,016	2,010	45	0	0	0	30
Domestic Violence and Sexual Assault	47	0	0	47	0	0	0
Hospital	278	278	0	0	0	0	0
Other	5	3	2	0	0	0	0
Residential Care	1,070	57	0	0	1,070	0	13
Substance Abuse	181	0	181	0	0	0	5
Sex							
Female	1,220	926	100	37	464	0	23
Male	1,477	1,219	128	10	606	0	25
Age							
0-04	15	0	1	14	0	0	0
05-17	157	68	72	17	0	0	3
18-20	69	53	9	3	14	0	3
21-24	129	102	12	4	47	0	4
25-34	502	407	52	4	195	0	15
35-44	655	539	69	3	259	0	15
45-54	489	410	9	0	232	0	4
55-64	365	300	3	2	167	0	1
65-74	226	194	1	0	112	0	2
75-84	76	63	0	0	38	0	1
85+	14	9	0	0	6	0	0
Race							
White	2,033	1,624	163	19	813	0	33
Black	378	306	33	19	123	0	7
Native American	232	172	28	6	101	0	6
Hispanic	73	45	4	3	30	0	2
Asian	15	14	0	0	5	0	0
Presenting Problem/Diagnosis							
	2,315	2,034	221	1	340	0	30
Social Conditions	761	78	5	44	642	0	0
Deferred/No Diagnosis	227	70	17	2	127	0	18
County of Residence							
Adair	41	30	0	0	26	0	0
Atoka	1	0	0	0	1	0	0
Beaver	1	1	0	0	0	0	0
Beckham	164	148	0	0	53	0	9
Blaine	1	0	1	0	0	0	1
Bryan	5	5	0	0	0	0	0
Caddo	5	3	2	0	0	0	0
Canadian	184	142	0	0	65	0	0
Carter	63	61	2	0	0	0	0
Cherokee	134	100	1	0	77	0	0
Choctaw	4	1	2	0	1	0	0
Cleveland	335	274	2	2	139	0	3
Coal	2	2	0	0	0	0	0
Comanche	132	94	28	3	80	0	8
Cotton	4	0	0	0	4	0	0

Notes: The same client may be counted in more than one category, e.g., clients can receive services under more than one contract source, in more than one "County of Residence," or may have multiple "Other Indicators." Please see Definition page for other considerations.

Oklahoma Department of Mental Health and Substance Abuse Services

Counts of Admitted Clients Served by Funding Source for Various Categories During FY1993

Current Residence: Residential Care Facility

	Total	Funding Source					Other
		Mental Health	Substance Abuse	Domestic Violence	Residential Care	Medicaid	
Craig	337	267	0	0	198	0	0
Creek	15	14	0	1	0	0	0
Custer	24	18	1	0	5	0	2
Delaware	14	3	1	0	10	0	0
Garfield	40	37	1	2	1	0	1
Garvin	17	16	1	0	0	0	0
Grady	21	16	5	0	0	0	1
Greer	2	2	0	0	0	0	0
Harmon	1	1	0	0	0	0	0
Harper	1	1	0	0	0	0	0
Hughes	4	4	0	0	0	0	0
Jackson	13	3	9	2	0	0	0
Jefferson	1	0	0	0	1	0	0
Johnston	3	3	0	0	0	0	0
Kay	32	23	2	8	0	0	2
Kingfisher	19	19	1	0	0	0	0
Kiowa	7	6	1	0	0	0	0
Latimer	1	0	0	0	1	0	0
LeFlore	8	6	1	1	0	0	0
Lincoln	42	42	1	0	0	0	0
Logan	6	4	2	0	0	0	0
Mayes	105	83	2	0	49	0	1
McClain	8	8	0	0	0	0	0
McCurtain	8	1	2	5	0	0	0
McIntosh	88	65	0	0	39	0	0
Murray	11	6	0	0	5	0	0
Muskogee	92	79	2	1	24	0	0
Noble	2	2	1	0	0	0	0
Okfuskee	54	53	0	0	22	0	0
Oklahoma	415	306	69	9	63	0	5
Okmulgee	38	34	0	0	4	0	0
Osage	4	3	1	0	0	0	1
Ottawa	24	20	4	0	0	0	0
Pawnee	4	1	2	0	1	0	0
Payne	24	21	1	0	2	0	0
Pittsburgh	54	37	0	0	35	0	1
Pontotoc	25	17	1	0	15	0	0
Pottawatomie	10	10	0	0	0	0	1
Pushmataha	6	3	3	0	0	0	0
Rogers	142	116	2	0	75	0	0
Seminole	21	21	1	0	0	0	0
Sequoyah	117	95	0	0	58	0	0
Stephens	32	25	2	0	22	0	0
Tillman	2	2	0	0	0	0	0
Tulsa	156	99	50	6	36	0	13
Wagoner	5	4	1	0	1	0	0
Washington	9	5	2	1	1	0	0
Washita	3	3	0	0	0	0	0
Woods	1	1	0	0	0	0	0
Woodward	27	11	0	0	16	0	0
Out of State/Unknown	29	2	19	6	3	0	0

Other Indicators

Notes: The same client may be counted in more than one category, e.g., clients can receive services under more than one contract source, in more than one "County of Residence," or may have multiple "Other Indicators." Please see Definition page for other considerations.

Oklahoma Department of Mental Health and Substance Abuse Services

Counts of Admitted Clients Served by Funding Source for Various Categories During FY1993

Current Residence: Residential Care Facility

	Funding Source						
	Total	Mental Health	Substance Abuse	Domestic Violence	Residential Care	Medicaid	Other
Dual Diagnosis	412	396	20	1	33	0	10
Homeless	153	69	37	13	44	0	3
SED (6-17)	36	35	0	1	0	0	0

Notes: The same client may be counted in more than one category, e.g., clients can receive services under more than one contract source, in more than one "County of Residence," or may have multiple "Other Indicators." Please see Definition page for other considerations.

Oklahoma Department of Mental Health and Substance Abuse Services
Counts of Admitted Clients Served by Funding Source for Various Categories During FY1993
Deaf and Hearing Impaired

	Total	Funding Source					
		Mental Health	Substance Abuse	Domestic Violence	Residential Care	Medicaid	Other
Total							
Unduplicated Count	498	368	161	23	7	0	6
Agency Type							
Community Mental Health	351	310	92	0	0	0	3
Domestic Violence and Sexual Assault	24	0	3	23	0	0	1
Hospital	68	68	0	0	0	0	0
Other	1	1	0	0	0	0	0
Residential Care	7	0	0	0	7	0	0
Substance Abuse	69	0	68	0	0	0	2
Sex							
Female	193	154	29	17	4	0	2
Male	305	214	132	6	3	0	4
Age							
0-04	4	1	0	3	0	0	0
05-17	23	14	5	4	0	0	0
18-20	20	13	9	1	0	0	1
21-24	32	25	11	1	0	0	0
25-34	120	73	62	7	1	0	1
35-44	117	80	50	5	2	0	2
45-54	59	47	13	1	3	0	1
55-64	42	36	10	1	0	0	1
65-74	34	34	0	0	0	0	0
75-84	25	24	1	0	0	0	0
85+	22	21	0	0	1	0	0
Race							
White	357	276	90	18	6	0	3
Black	55	39	17	3	1	0	0
Native American	71	43	48	2	0	0	2
Hispanic	14	9	6	0	0	0	1
Asian	1	1	0	0	0	0	0
Presenting Problem/Diagnosis							
	438	342	148	0	3	0	4
Social Conditions	45	11	10	21	4	0	0
Deferred/No Diagnosis	27	16	10	2	0	0	2
County of Residence							
Adair	6	4	3	0	0	0	0
Atoka	2	2	0	0	0	0	0
Beaver	1	1	0	0	0	0	0
Beckham	7	7	0	0	0	0	0
Blaine	2	1	1	0	0	0	0
Bryan	12	11	0	1	0	0	0
Caddo	4	3	1	0	0	0	0
Canadian	7	5	0	1	1	0	0
Carter	6	4	2	1	0	0	0
Cherokee	25	18	19	1	0	0	1
Choctaw	3	2	1	0	0	0	0
Cleveland	15	6	8	0	0	0	1
Coal	1	1	0	0	0	0	0
Comanche	15	8	2	4	1	0	0
Craig	10	8	1	0	2	0	0

Notes: The same client may be counted in more than one category, e.g., clients can receive services under more than one contract source, in more than one "County of Residence," or may have multiple "Other Indicators." Please see Definition page for other considerations.

Oklahoma Department of Mental Health and Substance Abuse Services

Counts of Admitted Clients Served by Funding Source for Various Categories During FY1993 Deaf and Hearing Impaired

	Funding Source						
	Total	Mental Health	Substance Abuse	Domestic Violence	Residential Care	Medicaid	Other
Creek	10	7	2	2	0	0	0
Custer	8	7	1	0	0	0	0
Delaware	10	5	8	0	1	0	0
Dewey	1	1	0	0	0	0	0
Garfield	7	5	4	0	0	0	0
Garvin	2	2	0	0	0	0	0
Grady	10	10	0	0	0	0	1
Grant	1	1	0	0	0	0	0
Greer	1	1	0	0	0	0	0
Haskell	1	1	0	0	0	0	0
Hughes	2	2	1	0	0	0	0
Jackson	1	1	0	0	0	0	0
Johnston	2	2	1	0	0	0	0
Kay	4	2	2	0	0	0	0
Kingfisher	4	4	0	0	0	0	0
Kiowa	1	0	1	0	0	0	0
Latimer	2	2	0	0	0	0	0
LeFlore	3	2	1	0	0	0	0
Lincoln	8	8	0	0	0	0	0
Love	1	1	0	0	0	0	0
Major	1	1	0	0	0	0	0
Mayes	7	6	4	0	0	0	0
McCurtain	1	1	0	0	0	0	0
Murray	8	6	2	0	0	0	1
Muskogee	24	16	13	1	0	0	0
Noble	1	0	1	0	0	0	0
Nowata	1	1	0	0	0	0	0
Okfuskee	2	2	0	0	0	0	0
Oklahoma	109	88	27	2	0	0	0
Okmulgee	13	13	0	0	0	0	0
Osage	2	1	1	0	0	0	0
Ottawa	3	2	1	0	0	0	0
Pawnee	2	0	2	0	0	0	0
Payne	9	3	6	1	0	0	0
Pittsburgh	4	4	0	0	1	0	0
Pontotoc	5	5	1	0	0	0	0
Pottawatomie	7	6	1	0	0	0	0
Pushmataha	3	2	0	1	0	0	0
Rogers	6	4	2	0	1	0	0
Seminole	8	7	1	0	0	0	0
Sequoyah	9	4	7	0	0	0	0
Stephens	7	5	2	0	0	0	0
Texas	2	2	0	0	0	0	0
Tillman	2	2	0	0	0	0	0
Tulsa	59	37	28	5	0	0	2
Wagoner	3	2	2	0	0	0	0
Washington	5	3	0	2	0	0	0
Woods	1	0	1	0	0	0	0
Woodward	4	4	0	0	0	0	0
Out of State/Unknown	7	2	3	2	0	0	0
Other Indicators							
Dual Diagnosis	100	77	51	1	0	0	2

Notes: The same client may be counted in more than one category, e.g., clients can receive services under more than one contract source, in more than one "County of Residence," or may have multiple "Other Indicators." Please see Definition page for other considerations.

Oklahoma Department of Mental Health and Substance Abuse Services
Counts of Admitted Clients Served by Funding Source for Various Categories During FY1993
Deaf and Hearing Impaired

	Total	Funding Source					Other
		Mental Health	Substance Abuse	Domestic Violence	Residential Care	Medicaid	
Homeless	52	30	32	3	0	0	0
SED (6-17)	6	6	0	0	0	0	0

Notes: The same client may be counted in more than one category, e.g., clients can receive services under more than one contract source, in more than one "County of Residence," or may have multiple "Other Indicators." Please see Definition page for other considerations.

Oklahoma Department of Mental Health and Substance Abuse Services
Counts of Admitted Clients Served by Funding Source for Various Categories During FY1993
Detox Services

	Total	Funding Source					
		Mental Health	Substance Abuse	Domestic Violence	Residential Care	Medicaid	Other
Total							
Unduplicated Count	3,926	30	3,903	0	0	0	5
Agency Type							
Community Mental Health	353	30	333	0	0	0	0
Substance Abuse	3,613	0	3,608	0	0	0	5
Sex							
Female	983	11	975	0	0	0	0
Male	2,943	19	2,928	0	0	0	5
Age							
0-04	1	0	1	0	0	0	0
05-17	8	0	8	0	0	0	0
18-20	116	1	116	0	0	0	0
21-24	448	6	445	0	0	0	0
25-34	1,601	8	1,595	0	0	0	1
35-44	1,159	10	1,149	0	0	0	3
45-54	418	3	415	0	0	0	1
55-64	142	1	142	0	0	0	0
65-74	29	1	28	0	0	0	0
75-84	4	0	4	0	0	0	0
Race							
White	2,458	23	2,439	0	0	0	3
Black	929	4	928	0	0	0	0
Native American	461	2	458	0	0	0	2
Hispanic	75	0	75	0	0	0	0
Asian	7	1	7	0	0	0	0
Presenting Problem/Diagnosis							
	3,882	28	3,864	0	0	0	1
Social Conditions	9	1	8	0	0	0	0
Deferred/No Diagnosis	67	1	63	0	0	0	4
County of Residence							
Adair	7	0	7	0	0	0	0
Alfalfa	4	0	4	0	0	0	0
Atoka	6	0	6	0	0	0	0
Beaver	1	0	1	0	0	0	0
Beckham	12	0	12	0	0	0	0
Blaine	12	0	12	0	0	0	0
Bryan	37	0	37	0	0	0	0
Caddo	48	3	45	0	0	0	0
Canadian	35	0	35	0	0	0	0
Carter	59	2	58	0	0	0	0
Cherokee	19	0	18	0	0	0	1
Choctaw	11	0	11	0	0	0	0
Cimarron	1	0	1	0	0	0	0
Cleveland	172	0	172	0	0	0	0
Coal	4	0	4	0	0	0	0
Comanche	278	13	272	0	0	0	0
Cotton	8	0	8	0	0	0	0
Craig	3	0	3	0	0	0	0
Creek	58	0	58	0	0	0	0
Custer	38	0	38	0	0	0	0

Notes: The same client may be counted in more than one category, e.g., clients can receive services under more than one contract source, in more than one "County of Residence," or may have multiple "Other Indicators." Please see Definition page for other considerations.

Oklahoma Department of Mental Health and Substance Abuse Services

Counts of Admitted Clients Served by Funding Source for Various Categories During FY1993

Detox Services

	Funding Source						
	Total	Mental Health	Substance Abuse	Domestic Violence	Residential Care	Medicaid	Other
Delaware	10	0	10	0	0	0	0
Dewey	2	0	2	0	0	0	0
Ellis	4	0	4	0	0	0	0
Garfield	47	1	47	0	0	0	0
Garvin	35	0	35	0	0	0	0
Grady	30	0	30	0	0	0	0
Grant	2	0	2	0	0	0	0
Greer	2	0	2	0	0	0	0
Harmon	1	0	1	0	0	0	0
Haskell	5	0	5	0	0	0	0
Hughes	4	0	4	0	0	0	0
Jackson	36	2	34	0	0	0	0
Jefferson	5	2	4	0	0	0	0
Johnston	13	0	13	0	0	0	0
Kay	67	0	67	0	0	0	0
Kingfisher	8	0	8	0	0	0	0
Kiowa	10	2	8	0	0	0	0
Latimer	3	0	3	0	0	0	0
LeFlore	18	0	18	0	0	0	0
Lincoln	12	0	12	0	0	0	0
Logan	30	0	30	0	0	0	0
Love	5	0	5	0	0	0	0
Major	6	0	6	0	0	0	0
Marshall	12	0	11	0	0	0	1
Mayes	8	0	8	0	0	0	0
McClain	24	0	24	0	0	0	0
McCurtain	17	0	17	0	0	0	0
McIntosh	8	0	8	0	0	0	0
Murray	27	1	26	0	0	0	0
Muskogee	67	0	67	0	0	0	0
Noble	18	0	18	0	0	0	0
Nowata	5	0	5	0	0	0	0
Okfuskee	9	0	9	0	0	0	0
Oklahoma	983	0	982	0	0	0	1
Okmulgee	45	0	45	0	0	0	0
Osage	30	0	30	0	0	0	0
Ottawa	14	0	14	0	0	0	0
Pawnee	19	0	19	0	0	0	0
Payne	187	0	187	0	0	0	0
Pittsburgh	40	0	40	0	0	0	0
Pontotoc	38	0	38	0	0	0	0
Pottawatomie	77	0	77	0	0	0	0
Pushmataha	3	0	3	0	0	0	0
Roger Mills	1	0	1	0	0	0	0
Rogers	32	0	32	0	0	0	0
Seminole	17	0	17	0	0	0	0
Sequoyah	16	0	16	0	0	0	0
Stephens	55	2	53	0	0	0	0
Texas	5	0	5	0	0	0	0
Tillman	19	2	18	0	0	0	0
Tulsa	885	0	885	0	0	0	0
Wagoner	24	0	24	0	0	0	0
Washington	34	0	34	0	0	0	0

Notes: The same client may be counted in more than one category, e.g., clients can receive services under more than one contract source, in more than one "County of Residence," or may have multiple "Other Indicators." Please see Definition page for other considerations.

Oklahoma Department of Mental Health and Substance Abuse Services
Counts of Admitted Clients Served by Funding Source for Various Categories During FY1993
Detox Services

	Total	Funding Source					Other
		Mental Health	Substance Abuse	Domestic Violence	Residential Care	Medicaid	
Washita	7	0	7	0	0	0	0
Woods	2	0	2	0	0	0	0
Woodward	52	0	52	0	0	0	0
Out of State/Unknown	65	0	63	0	0	0	2
Other Indicators							
Dual Diagnosis	236	15	226	0	0	0	0
Homeless	647	1	646	0	0	0	0

Notes: The same client may be counted in more than one category, e.g., clients can receive services under more than one contract source, in more than one "County of Residence," or may have multiple "Other Indicators." Please see Definition page for other considerations.

Oklahoma Department of Mental Health and Substance Abuse Services

Counts of Admitted Clients Served by Funding Source for Various Categories During FY1993 Dual Diagnosis

	Total	Funding Source					Other
		Mental Health	Substance Abuse	Domestic Violence	Residential Care	Medicaid	
Total							
Unduplicated Count	7,206	6,629	1,646	27	46	0	117
Agency Type							
Community Mental Health	5,972	5,697	1,325	0	0	0	99
Domestic Violence and Sexual Assault	120	0	109	26	0	0	1
Hospital	1,629	1,629	0	0	0	0	0
Other	17	3	14	1	0	0	0
Residential Care	46	0	0	0	46	0	2
Substance Abuse	220	0	214	0	0	0	15
Sex							
Female	2,693	2,522	559	2	10	0	32
Male	4,513	4,107	1,087	25	36	0	85
Age							
05-17	137	102	31	0	0	0	10
18-20	250	216	64	2	1	0	6
21-24	660	608	159	3	3	0	12
25-34	2,557	2,332	641	11	16	0	37
35-44	2,277	2,125	523	7	8	0	43
45-54	890	843	153	2	8	0	5
55-64	320	297	52	2	7	0	2
65-74	91	85	20	0	2	0	2
75-84	18	16	2	0	1	0	0
85+	6	5	1	0	0	0	0
Race							
White	5,368	4,947	1,216	20	26	0	80
Black	1,021	955	215	3	10	0	24
Native American	662	590	180	3	10	0	9
Hispanic	172	153	32	1	0	0	3
Asian	11	10	4	0	0	0	1
Presenting Problem/Diagnosis							
	6,988	6,458	1,598	2	36	0	102
Social Conditions	92	43	32	10	9	0	1
Deferred/No Diagnosis	223	168	40	15	1	0	14
County of Residence							
Adair	42	37	6	0	4	0	0
Alfalfa	7	7	0	0	0	0	0
Atoka	27	27	0	0	0	0	0
Beaver	5	5	0	0	0	0	0
Beckham	55	55	0	0	0	0	2
Blaine	18	18	0	0	0	0	1
Bryan	144	141	27	0	0	0	0
Caddo	57	51	14	0	0	0	1
Canadian	113	108	5	0	1	0	0
Carter	161	156	16	0	0	0	6
Cherokee	111	101	25	0	8	0	0
Choctaw	23	23	1	0	0	0	0
Cimarron	2	2	0	0	0	0	0
Cleveland	339	320	19	0	2	0	8
Coal	15	15	0	0	0	0	0
Comanche	236	199	114	0	0	0	12

Notes: The same client may be counted in more than one category, e.g., clients can receive services under more than one contract source, in more than one "County of Residence," or may have multiple "Other Indicators." Please see Definition page for other considerations.

Oklahoma Department of Mental Health and Substance Abuse Services

Counts of Admitted Clients Served by Funding Source for Various Categories During FY1993

Dual Diagnosis

	Funding Source						
	Total	Mental Health	Substance Abuse	Domestic Violence	Residential Care	Medicaid	Other
Cotton	9	6	5	0	0	0	0
Craig	106	98	4	0	6	0	0
Creek	116	113	8	0	0	0	0
Custer	74	72	0	0	0	0	5
Delaware	51	45	9	1	1	0	0
Dewey	8	8	0	0	0	0	1
Ellis	3	3	0	0	0	0	0
Garfield	153	150	58	1	0	0	1
Garvin	63	62	10	0	0	0	1
Grady	80	77	6	0	0	0	1
Grant	4	4	2	0	0	0	0
Greer	9	8	1	0	0	0	0
Harmon	7	5	3	0	0	0	0
Harper	6	6	0	0	0	0	0
Haskell	20	18	2	0	0	0	1
Hughes	22	21	2	0	0	0	0
Jackson	65	62	12	0	0	0	0
Jefferson	2	2	1	0	0	0	0
Johnston	44	44	3	0	0	0	0
Kay	117	101	29	0	0	0	23
Kingfisher	26	25	20	0	0	0	0
Kiowa	17	16	2	0	0	0	1
Latimer	11	11	0	0	0	0	0
LeFlore	64	61	6	0	0	0	0
Lincoln	49	46	4	0	0	0	1
Logan	48	36	28	0	0	0	0
Love	21	20	4	0	0	0	0
Major	3	3	0	0	0	0	0
Marshall	37	37	6	0	0	0	0
Mayes	92	86	8	0	6	0	0
McClain	24	23	2	0	0	0	0
McCurtain	44	43	1	0	0	0	0
McIntosh	67	66	1	0	0	0	0
Murray	50	45	17	0	0	0	0
Muskogee	267	252	28	0	0	0	0
Noble	18	14	10	0	0	0	2
Nowata	16	15	1	0	0	0	0
Okfuskee	26	24	0	0	3	0	0
Oklahoma	1,750	1,626	336	0	5	0	25
Okmulgee	77	75	4	0	0	0	0
Osage	37	25	19	0	0	0	1
Ottawa	66	65	2	0	0	0	0
Pawnee	21	17	7	0	0	0	0
Payne	105	94	21	3	0	0	1
Pittsburgh	81	76	7	0	0	0	1
Pontotoc	76	74	20	0	0	0	1
Pottawatomie	111	99	13	0	0	0	8
Pushmataha	31	16	14	0	0	0	1
Roger Mills	4	2	2	0	0	0	0
Rogers	108	93	18	0	4	0	0
Seminole	60	52	11	0	0	0	1
Sequoyah	83	77	19	0	2	0	0
Stephens	65	57	19	0	1	0	3

Notes: The same client may be counted in more than one category, e.g., clients can receive services under more than one contract source, in more than one "County of Residence," or may have multiple "Other Indicators." Please see Definition page for other considerations.

Oklahoma Department of Mental Health and Substance Abuse Services
Counts of Admitted Clients Served by Funding Source for Various Categories During FY1993
Dual Diagnosis

	Funding Source						
	Total	Mental Health	Substance Abuse	Domestic Violence	Residential Care	Medicaid	Other
Texas	28	21	7	0	0	0	0
Tillman	16	15	5	0	0	0	0
Tulsa	1,365	1,226	576	14	4	0	4
Wagoner	47	42	14	0	0	0	0
Washington	79	61	12	8	0	0	0
Washita	13	13	0	0	0	0	0
Woods	14	14	0	0	0	0	0
Woodward	62	59	2	0	0	0	3
Out of State/Unknown	66	60	11	0	0	0	2
Other Indicators							
Dual Diagnosis	7,206	6,629	1,646	27	46	0	117
Homeless	764	709	200	0	4	0	6
SED (6-17)	65	48	13	0	0	0	7

Notes: The same client may be counted in more than one category, e.g., clients can receive services under more than one contract source, in more than one "County of Residence," or may have multiple "Other Indicators." Please see Definition page for other considerations.

Oklahoma Department of Mental Health and Substance Abuse Services

Counts of Admitted Clients Served by Funding Source for Various Categories During FY1993

Homeless

	Total	Funding Source					Other
		Mental Health	Substance Abuse	Domestic Violence	Residential Care	Medicaid	
Total							
Unduplicated Count	5,068	1,922	1,778	1,663	71	0	125
Agency Type							
Community Mental Health	1,618	1,526	305	0	0	0	11
Domestic Violence and Sexual Assault	1,672	0	64	1,662	0	0	21
Hospital	563	563	0	0	0	0	0
Other	18	3	14	1	0	0	0
Residential Care	71	1	0	0	71	0	1
Substance Abuse	1,468	0	1,446	0	0	0	92
Sex							
Female	2,353	733	503	1,236	28	0	35
Male	2,715	1,189	1,275	427	43	0	90
Age							
0-04	415	7	19	390	0	0	9
05-17	503	43	39	418	0	0	16
18-20	222	76	66	99	0	0	2
21-24	461	164	173	156	8	0	8
25-34	1,490	601	669	347	17	0	40
35-44	1,201	583	538	172	20	0	33
45-54	500	285	183	55	14	0	13
55-64	185	101	75	14	9	0	4
65-74	49	31	15	2	3	0	0
75-84	18	18	0	0	0	0	0
85+	24	13	1	10	0	0	0
Race							
White	3,403	1,443	1,182	995	43	0	85
Black	880	260	316	335	22	0	21
Native American	623	172	251	240	4	0	19
Hispanic	156	46	31	82	2	0	0
Asian	22	9	2	13	0	0	0
Presenting Problem/Diagnosis							
	3,198	1,771	1,654	10	26	0	33
Social Conditions	1,669	49	120	1,461	41	0	5
Deferred/No Diagnosis	532	134	139	193	4	0	87
County of Residence							
Adair	12	5	5	0	2	0	0
Alfalfa	2	2	0	0	0	0	0
Atoka	8	6	2	0	0	0	0
Beckham	34	20	5	10	0	0	1
Blaine	22	10	7	5	0	0	1
Bryan	32	17	6	11	0	0	0
Caddo	27	6	15	5	0	0	2
Canadian	60	22	15	23	1	0	0
Carter	67	28	21	24	0	0	2
Cherokee	40	28	14	3	2	0	0
Choctaw	33	0	6	27	0	0	2
Cimarron	2	1	1	0	1	0	0
Cleveland	217	73	56	87	6	0	1
Coal	3	1	1	1	0	0	1
Comanche	214	48	117	59	2	0	2

Notes: The same client may be counted in more than one category, e.g., clients can receive services under more than one contract source, in more than one "County of Residence," or may have multiple "Other Indicators." Please see Definition page for other considerations.

Oklahoma Department of Mental Health and Substance Abuse Services

Counts of Admitted Clients Served by Funding Source for Various Categories During FY1993

Homeless

	Funding Source						
	Total	Mental Health	Substance Abuse	Domestic Violence	Residential Care	Medicaid	Other
Cotton	2	1	1	0	0	0	0
Craig	38	5	5	6	22	0	1
Creek	53	19	29	6	0	0	0
Custer	127	22	55	53	0	0	2
Delaware	45	9	8	28	0	0	0
Dewey	3	3	0	0	0	0	0
Ellis	2	1	0	1	0	0	0
Garfield	62	28	25	17	0	0	5
Garvin	28	18	5	5	0	0	1
Grady	34	13	9	14	0	0	1
Grant	4	4	1	0	0	0	0
Greer	8	5	3	0	0	0	0
Harmon	1	0	0	1	0	0	0
Harper	3	2	0	1	0	0	0
Haskell	11	2	4	6	0	0	0
Hughes	6	4	1	1	0	0	0
Jackson	70	16	17	39	0	0	0
Jefferson	4	2	3	0	0	0	0
Johnston	19	16	3	2	0	0	0
Kay	107	44	41	24	0	0	3
Kingfisher	3	2	1	0	0	0	0
Kiowa	10	3	5	2	0	0	1
Latimer	4	1	1	2	0	0	1
LeFlore	112	1	6	106	0	0	3
Lincoln	18	7	2	9	0	0	1
Logan	16	11	3	2	0	0	1
Love	1	1	0	0	0	0	0
Major	6	2	2	2	0	0	0
Marshall	7	4	3	0	0	0	0
Mayes	40	14	10	18	1	0	1
McClain	14	5	4	5	0	0	0
McCurtain	65	4	14	47	0	0	0
McIntosh	23	13	3	3	4	0	0
Murray	14	10	5	1	0	0	0
Muskogee	155	53	37	65	5	0	2
Noble	26	4	20	2	0	0	0
Nowata	9	2	2	6	0	0	0
Okfuskee	31	15	3	0	13	0	0
Oklahoma	1,153	541	488	184	5	0	29
Okmulgee	43	26	15	3	1	0	1
Osage	24	8	11	7	0	0	1
Ottawa	117	14	10	93	0	0	1
Pawnee	23	4	12	7	0	0	2
Payne	110	20	42	48	0	0	14
Pittsburgh	46	17	11	17	1	0	2
Pontotoc	33	15	10	10	0	0	4
Pottawatomie	106	19	31	56	0	0	0
Pushmataha	13	4	6	3	0	0	0
Roger Mills	2	0	2	0	0	0	0
Rogers	24	9	14	2	1	0	0
Seminole	45	29	10	6	0	0	0
Sequoyah	36	25	6	6	0	0	0
Stephens	43	13	15	15	0	0	0

Notes: The same client may be counted in more than one category, e.g., clients can receive services under more than one contract source, in more than one "County of Residence," or may have multiple "Other Indicators." Please see Definition page for other considerations.

Oklahoma Department of Mental Health and Substance Abuse Services

Counts of Admitted Clients Served by Funding Source for Various Categories During FY1993

Homeless

	Funding Source						Other
	Total	Mental Health	Substance Abuse	Domestic Violence	Residential Care	Medicaid	
Texas	15	5	10	0	0	0	1
Tillman	9	0	3	5	0	0	1
Tulsa	1,033	519	457	217	3	0	27
Wagoner	17	3	7	7	1	0	0
Washington	151	13	22	120	0	0	0
Washita	9	1	2	6	0	0	0
Woods	4	3	1	0	0	0	0
Woodward	24	10	9	5	0	0	3
Out of State/Unknown	263	58	76	135	1	0	4
Other Indicators							
Dual Diagnosis	764	709	200	0	4	0	6
Homeless	5,068	1,922	1,778	1,663	71	0	125
SED (6-17)	19	17	0	0	0	0	2

Notes: The same client may be counted in more than one category, e.g., clients can receive services under more than one contract source, in more than one "County of Residence," or may have multiple "Other Indicators." Please see Definition page for other considerations.

Oklahoma Department of Mental Health and Substance Abuse Services
Counts of Admitted Clients Served by Funding Source for Various Categories During FY1993
Inpatient Services

	Funding Source						
	Total	Mental Health	Substance Abuse	Domestic Violence	Residential Care	Medicaid Other	
Total							
Unduplicated Count	7,042	6,961	93	0	0	0	25
Agency Type							
Community Mental Health	3,277	3,215	70	0	0	0	0
Hospital	4,385	4,385	0	0	0	0	0
Substance Abuse	41	1	23	0	0	0	25
Sex							
Female	2,917	2,880	40	0	0	0	6
Male	4,125	4,081	53	0	0	0	19
Age							
05-17	324	298	15	0	0	0	18
18-20	337	329	5	0	0	0	7
21-24	641	635	13	0	0	0	0
25-34	2,059	2,042	23	0	0	0	0
35-44	1,948	1,932	27	0	0	0	0
45-54	977	972	7	0	0	0	0
55-64	460	457	3	0	0	0	0
65-74	209	209	0	0	0	0	0
75-84	75	75	0	0	0	0	0
85+	12	12	0	0	0	0	0
Race							
White	5,233	5,169	71	0	0	0	15
Black	962	955	11	0	0	0	0
Native American	632	624	9	0	0	0	9
Hispanic	184	181	2	0	0	0	1
Asian	49	49	0	0	0	0	0
Presenting Problem/Diagnosis							
	6,902	6,828	92	0	0	0	11
Social Conditions	49	49	0	0	0	0	0
Deferred/No Diagnosis	143	129	1	0	0	0	14
County of Residence							
Adair	59	58	1	0	0	0	0
Alfalfa	13	13	0	0	0	0	0
Atoka	36	36	0	0	0	0	0
Beaver	4	4	0	0	0	0	0
Beckham	64	64	0	0	0	0	0
Blaine	23	23	0	0	0	0	0
Bryan	117	117	0	0	0	0	0
Caddo	64	64	0	0	0	0	0
Canadian	86	86	0	0	0	0	0
Carter	106	106	1	0	0	0	0
Cherokee	113	113	0	0	0	0	0
Choctaw	36	36	0	0	0	0	0
Cimarron	3	2	0	0	0	0	1
Cleveland	518	511	4	0	0	0	5
Coal	21	21	0	0	0	0	0
Comanche	346	346	0	0	0	0	0
Cotton	10	10	0	0	0	0	0
Craig	111	111	0	0	0	0	0
Creek	100	98	2	0	0	0	0

Notes: The same client may be counted in more than one category, e.g., clients can receive services under more than one contract source, in more than one "County of Residence," or may have multiple "Other Indicators." Please see Definition page for other considerations.

Oklahoma Department of Mental Health and Substance Abuse Services

Counts of Admitted Clients Served by Funding Source for Various Categories During FY1993 Inpatient Services

	Funding Source						
	Total	Mental Health	Substance Abuse	Domestic Violence	Residential Care	Medicaid	Other
Custer	72	71	0	0	0	0	1
Delaware	43	43	0	0	0	0	0
Dewey	13	13	0	0	0	0	0
Ellis	11	11	0	0	0	0	0
Garfield	187	187	0	0	0	0	0
Garvin	66	66	0	0	0	0	0
Grady	80	79	0	0	0	0	1
Grant	4	4	0	0	0	0	0
Greer	17	17	0	0	0	0	0
Harmon	3	3	0	0	0	0	0
Harper	4	4	0	0	0	0	0
Haskell	42	42	0	0	0	0	1
Hughes	35	33	1	0	0	0	1
Jackson	67	67	0	0	0	0	0
Jefferson	9	9	0	0	0	0	0
Johnston	29	28	0	0	0	0	1
Kay	165	160	5	0	0	0	0
Kingfisher	17	17	0	0	0	0	0
Kiowa	26	26	0	0	0	0	0
Latimer	18	18	0	0	0	0	0
LeFlore	98	98	0	0	0	0	0
Lincoln	30	29	0	0	0	0	1
Logan	52	52	0	0	0	0	0
Love	12	12	0	0	0	0	0
Major	9	9	0	0	0	0	0
Marshall	37	37	0	0	0	0	0
Mayes	76	76	0	0	0	0	0
McClain	40	40	0	0	0	0	0
McCurtain	72	72	0	0	0	0	0
McIntosh	28	28	0	0	0	0	0
Murray	57	57	0	0	0	0	0
Muskogee	194	193	1	0	0	0	0
Noble	15	15	0	0	0	0	0
Nowata	13	13	0	0	0	0	0
Okfuskee	27	25	2	0	0	0	1
Oklahoma	1,020	1,012	7	0	0	0	4
Okmulgee	75	74	1	0	0	0	0
Osage	55	55	0	0	0	0	0
Ottawa	86	86	0	0	0	0	0
Pawnee	23	23	0	0	0	0	0
Payne	112	110	2	0	0	0	0
Pittsburgh	168	166	1	0	0	0	2
Pontotoc	128	127	0	0	0	0	1
Pottawatomie	101	101	0	0	0	0	1
Pushmataha	27	27	0	0	0	0	0
Roger Mills	5	5	0	0	0	0	0
Rogers	78	78	0	0	0	0	0
Seminole	60	60	0	0	0	0	0
Sequoyah	100	98	1	0	0	0	2
Stephens	88	88	0	0	0	0	0
Texas	20	20	0	0	0	0	0
Tillman	25	25	0	0	0	0	0
Tulsa	1,267	1,224	62	0	0	0	2

Notes: The same client may be counted in more than one category, e.g., clients can receive services under more than one contract source, in more than one "County of Residence," or may have multiple "Other Indicators." Please see Definition page for other considerations.

Oklahoma Department of Mental Health and Substance Abuse Services
Counts of Admitted Clients Served by Funding Source for Various Categories During FY1993
Inpatient Services

	Funding Source						
	Total	Mental Health	Substance Abuse	Domestic Violence	Residential Care	Medicaid	Other
Wagoner	88	87	1	0	0	0	0
Washington	49	49	0	0	0	0	0
Washita	17	17	0	0	0	0	0
Woods	12	12	0	0	0	0	0
Woodward	62	62	0	0	0	0	0
Out of State/Unknown	138	137	1	0	0	0	0
Other Indicators							
Dual Diagnosis	2,567	2,519	66	0	0	0	2
Homeless	788	775	15	0	0	0	0
SED (6-17)	111	111	0	0	0	0	0

Notes: The same client may be counted in more than one category, e.g., clients can receive services under more than one contract source, in more than one "County of Residence," or may have multiple "Other Indicators." Please see Definition page for other considerations.

Oklahoma Department of Mental Health and Substance Abuse Services

Counts of Admitted Clients Served by Funding Source for Various Categories During FY1993 Outpatient Services

	Total	Funding Source					Other
		Mental Health	Substance Abuse	Domestic Violence	Residential Care	Medicaid	
Total							
Unduplicated Count	53,290	35,897	12,011	7,654	1,319	0	1,279
Agency Type							
Community Mental Health	34,892	34,440	1,614	0	0	0	446
Domestic Violence and Sexual Assault	7,938	0	582	7,570	0	0	253
Hospital	2,375	2,375	0	0	0	0	0
Other	779	436	270	86	0	0	0
Residential Care	1,319	48	0	0	1,319	0	17
Substance Abuse	9,920	7	9,691	0	0	0	564
Sex							
Female	29,652	20,616	4,668	5,832	562	0	500
Male	23,638	15,281	7,343	1,822	757	0	779
Age							
0-04	1,616	323	23	1,216	0	0	96
05-17	6,952	3,998	1,188	1,779	0	0	162
18-20	2,090	1,173	655	368	18	0	52
21-24	4,076	2,351	1,223	764	59	0	99
25-34	13,756	8,669	4,153	1,946	236	0	403
35-44	12,273	8,650	3,287	1,076	326	0	313
45-54	6,392	5,224	1,017	343	277	0	110
55-64	3,326	2,916	329	97	216	0	25
65-74	1,748	1,609	107	29	136	0	11
75-84	732	697	24	5	43	0	4
85+	330	287	5	31	8	0	4
Race							
White	40,946	28,997	8,590	5,044	997	0	909
Black	6,719	3,876	1,868	1,271	167	0	210
Native American	4,082	2,128	1,261	936	116	0	112
Hispanic	1,458	813	278	365	36	0	42
Asian	224	158	25	45	6	0	6
Presenting Problem/Diagnosis							
	39,200	30,888	9,801	43	436	0	534
Social Conditions	13,335	3,427	1,985	7,138	797	0	158
Deferred/No Diagnosis	4,319	1,931	1,243	490	139	0	588
County of Residence							
Adair	270	217	9	35	29	0	0
Alfalfa	90	66	28	1	0	0	0
Atoka	161	137	19	6	1	0	2
Beaver	47	35	11	2	1	0	0
Beckham	600	547	20	19	53	0	18
Blaine	257	229	21	10	1	0	4
Bryan	897	691	18	212	1	0	0
Caddo	257	169	47	46	0	0	4
Canadian	1,035	850	74	77	79	0	5
Carter	974	819	34	116	0	0	62
Cherokee	761	571	31	148	79	0	7
Choctaw	354	173	112	82	1	0	4
Cimarron	29	19	11	1	1	0	1
Cleveland	2,782	1,685	818	218	165	0	123
Coal	85	63	12	12	0	0	1

Notes: The same client may be counted in more than one category, e.g., clients can receive services under more than one contract source, in more than one "County of Residence," or may have multiple "Other Indicators." Please see Definition page for other considerations.

Oklahoma Department of Mental Health and Substance Abuse Services

Counts of Admitted Clients Served by Funding Source for Various Categories During FY1993 Outpatient Services

	Funding Source						
	Total	Mental Health	Substance Abuse	Domestic Violence	Residential Care	Medicaid	Other
Comanche	1,593	972	277	436	81	0	59
Cotton	48	26	11	9	4	0	0
Craig	594	468	16	8	257	0	1
Creek	889	698	140	86	0	0	0
Custer	722	540	95	99	5	0	19
Delaware	358	281	40	33	12	0	2
Dewey	61	56	3	3	0	0	1
Ellis	40	35	5	2	0	0	0
Garfield	878	653	169	153	3	0	7
Garvin	487	452	21	18	1	0	4
Grady	889	601	185	148	0	0	2
Grant	52	42	7	7	0	0	0
Greer	114	93	12	9	0	0	6
Harmon	38	17	1	22	0	0	0
Harper	56	51	2	4	0	0	0
Haskell	159	144	11	7	0	0	0
Hughes	234	199	29	8	0	0	0
Jackson	549	267	23	280	2	0	5
Jefferson	33	26	3	4	1	0	0
Johnston	288	259	10	23	0	0	4
Kay	1,087	826	142	150	0	0	105
Kingfisher	191	173	54	6	0	0	0
Kiowa	188	157	11	24	1	0	2
Latimer	94	81	7	4	1	0	1
LeFlore	477	313	70	99	1	0	5
Lincoln	567	477	57	39	0	0	6
Logan	416	211	206	37	0	0	6
Love	120	114	4	4	0	0	0
Major	76	60	9	9	0	0	0
Marshall	280	245	10	28	0	0	4
Mayes	465	363	35	55	63	0	1
McClain	203	140	49	13	0	0	4
McCurtain	727	241	242	261	1	0	0
McIntosh	346	295	15	11	57	0	2
Murray	310	282	15	8	5	0	1
Muskogee	2,146	1,808	142	245	28	0	7
Noble	199	105	85	15	0	0	6
Nowata	105	67	16	26	0	0	1
Okfuskee	233	202	19	6	25	0	5
Oklahoma	11,112	7,201	3,195	994	89	0	254
Okmulgee	651	566	57	43	5	0	4
Osage	481	293	162	55	1	0	19
Ottawa	427	330	41	64	0	0	3
Pawnee	228	105	111	21	1	0	15
Payne	1,380	489	570	272	3	0	170
Pittsburgh	899	671	186	32	36	0	7
Pontotoc	959	621	156	198	19	0	21
Pottawatomie	954	473	317	176	0	0	39
Pushmataha	257	97	135	29	0	0	1
Roger Mills	30	26	4	0	0	0	0
Rogers	766	580	150	19	109	0	3
Seminole	723	525	188	20	0	0	17
Sequoyah	578	508	30	38	70	0	0

Notes: The same client may be counted in more than one category, e.g., clients can receive services under more than one contract source, in more than one "County of Residence," or may have multiple "Other Indicators." Please see Definition page for other considerations.

Oklahoma Department of Mental Health and Substance Abuse Services
Counts of Admitted Clients Served by Funding Source for Various Categories During FY1993
Outpatient Services

	Funding Source						
	Total	Mental Health	Substance Abuse	Domestic Violence	Residential Care	Medicaid	Other
Stephens	351	250	34	69	23	0	10
Texas	334	190	137	7	0	0	15
Tillman	113	80	19	22	0	0	3
Tulsa	7,122	4,386	2,574	1,138	49	0	142
Wagoner	378	255	81	59	2	0	3
Washington	1,168	372	223	654	2	0	3
Washita	174	152	10	16	0	0	5
Woods	264	240	22	2	0	0	1
Woodward	575	384	68	122	25	0	8
Out of State/Unknown	655	132	188	317	7	0	40
Other Indicators							
Dual Diagnosis	6,224	5,804	1,120	27	46	0	103
Homeless	3,827	1,551	1,020	1,418	71	0	99
SED (6-17)	1,059	1,007	10	2	0	0	46

Notes: The same client may be counted in more than one category, e.g., clients can receive services under more than one contract source, in more than one "County of Residence," or may have multiple "Other Indicators." Please see Definition page for other considerations.

Oklahoma Department of Mental Health and Substance Abuse Services

Counts of Admitted Clients Served by Funding Source for Various Categories During FY1993

Race: American Indian

	Total	Funding Source					Other
		Mental Health	Substance Abuse	Domestic Violence	Residential Care	Medicaid	
Total							
Unduplicated Count	4,793	2,308	1,862	1,064	116	0	147
Agency Type							
Community Mental Health	2,186	2,090	280	0	0	0	29
Domestic Violence and Sexual Assault	1,078	0	46	1,062	0	0	18
Hospital	416	416	0	0	0	0	0
Other	63	27	36	2	0	0	0
Residential Care	116	2	0	0	116	0	1
Substance Abuse	1,595	5	1,574	0	0	0	100
Sex							
Female	2,342	1,178	566	788	49	0	48
Male	2,451	1,130	1,296	276	67	0	99
Age							
0-04	274	31	11	230	0	0	6
05-17	768	301	178	294	0	0	43
18-20	248	127	101	44	2	0	8
21-24	417	193	193	90	8	0	10
25-34	1,263	621	604	218	30	0	32
35-44	1,094	553	538	129	32	0	35
45-54	464	288	183	34	20	0	9
55-64	171	121	46	11	18	0	3
65-74	61	52	8	2	6	0	0
75-84	18	18	0	0	0	0	1
85+	15	3	0	12	0	0	0
Race							
Native American	4,793	2,308	1,862	1,064	116	0	147
Presenting Problem/Diagnosis							
	3,418	2,039	1,688	1	41	0	60
Social Conditions	1,440	214	168	998	77	0	1
Deferred/No Diagnosis	393	90	159	68	7	0	87
County of Residence							
Adair	82	51	12	21	7	0	0
Alfalfa	3	1	2	0	0	0	0
Atoka	26	19	4	3	0	0	0
Beckham	42	36	2	4	6	0	2
Blaine	34	14	15	8	0	0	0
Bryan	82	47	12	30	0	0	0
Caddo	89	28	40	25	0	0	3
Canadian	61	32	22	6	5	0	0
Carter	87	59	19	20	0	0	4
Cherokee	215	135	29	61	15	0	3
Choctaw	66	22	22	26	0	0	1
Cimarron	1	0	0	0	0	0	1
Cleveland	181	73	89	17	14	0	12
Coal	16	13	2	1	0	0	0
Comanche	133	34	74	37	2	0	5
Cotton	8	1	6	0	1	0	0
Craig	68	49	11	4	21	0	0
Creek	81	40	33	15	0	0	1
Custer	74	36	23	17	0	0	4

Notes: The same client may be counted in more than one category, e.g., clients can receive services under more than one contract source, in more than one "County of Residence," or may have multiple "Other Indicators." Please see Definition page for other considerations.

Oklahoma Department of Mental Health and Substance Abuse Services

Counts of Admitted Clients Served by Funding Source for Various Categories During FY1993

Race: American Indian

	Funding Source						
	Total	Mental Health	Substance Abuse	Domestic Violence	Residential Care	Medicaid	Other
Delaware	88	54	27	16	2	0	0
Dewey	4	1	3	0	0	0	0
Ellis	1	0	1	0	0	0	0
Garfield	40	18	17	8	0	0	1
Garvin	36	33	5	2	0	0	0
Grady	30	16	9	7	0	0	0
Grant	2	0	0	2	0	0	0
Greer	8	4	3	0	0	0	3
Haskell	9	8	0	1	0	0	1
Hughes	37	19	13	4	0	0	2
Jackson	14	6	2	6	0	0	0
Jefferson	1	0	0	1	0	0	0
Johnston	25	17	2	6	0	0	0
Kay	167	70	41	63	0	0	9
Kingfisher	13	5	4	4	0	0	0
Kiowa	15	5	9	1	0	0	1
Latimer	13	10	0	2	1	0	0
LeFlore	60	28	6	27	0	0	3
Lincoln	39	23	11	7	0	0	1
Logan	24	10	9	8	0	0	1
Love	6	5	1	0	0	0	0
Major	3	1	1	1	0	0	0
Marshall	23	14	3	8	0	0	0
Mayes	85	50	13	27	7	0	2
McClain	18	10	9	0	0	0	0
McCurtain	92	16	38	43	0	0	0
McIntosh	52	39	12	3	5	0	2
Murray	28	21	8	0	0	0	0
Muskogee	203	142	35	33	1	0	2
Noble	38	15	23	0	0	0	2
Nowata	13	9	3	2	0	0	0
Okfuskee	29	16	9	2	1	0	2
Oklahoma	574	291	269	70	6	0	20
Okmulgee	68	41	19	12	1	0	2
Osage	99	34	52	26	0	0	3
Ottawa	94	58	16	21	0	0	2
Pawnee	63	21	40	6	0	0	0
Payne	113	24	78	13	0	0	5
Pittsburgh	99	58	35	1	8	0	4
Pontotoc	128	56	39	47	5	0	8
Pottawatomie	189	38	112	45	0	0	10
Pushmataha	34	6	23	5	0	0	0
Roger Mills	2	0	2	0	0	0	0
Rogers	101	67	34	4	7	0	2
Seminole	95	42	50	3	0	0	3
Sequoyah	97	63	19	17	14	0	0
Stephens	23	9	8	10	0	0	0
Texas	10	4	4	3	0	0	1
Tillman	2	1	2	0	0	0	0
Tulsa	528	222	331	67	4	0	13
Wagoner	47	26	18	10	0	0	1
Washington	161	44	31	100	0	0	0
Washita	8	7	1	0	0	0	0

Notes: The same client may be counted in more than one category, e.g., clients can receive services under more than one contract source, in more than one "County of Residence," or may have multiple "Other Indicators." Please see Definition page for other considerations.

Oklahoma Department of Mental Health and Substance Abuse Services

Counts of Admitted Clients Served by Funding Source for Various Categories During FY1993

Race: American Indian

	Total	Funding Source					Other
		Mental Health	Substance Abuse	Domestic Violence	Residential Care	Medicaid	
Woods	3	3	0	0	0	0	0
Woodward	36	16	10	9	4	0	1
Out of State/Unknown	75	14	30	34	0	0	5
Other Indicators							
Dual Diagnosis	662	590	180	3	10	0	9
Homeless	623	172	251	240	4	0	19
SED (6-17)	105	88	13	0	0	0	12

Notes: The same client may be counted in more than one category, e.g., clients can receive services under more than one contract source, in more than one "County of Residence," or may have multiple "Other Indicators." Please see Definition page for other considerations.

Oklahoma Department of Mental Health and Substance Abuse Services

Counts of Admitted Clients Served by Funding Source for Various Categories During FY1993

Race: Asian

	Total	Funding Source					Other
		Mental Health	Substance Abuse	Domestic Violence	Residential Care	Medicaid	
Total							
Unduplicated Count	246	175	28	50	6	0	6
Agency Type							
Community Mental Health	157	157	6	0	0	0	2
Domestic Violence and Sexual Assault	53	0	1	50	0	0	3
Hospital	24	24	0	0	0	0	0
Other	7	7	0	0	0	0	0
Residential Care	6	0	0	0	6	0	0
Substance Abuse	24	0	23	0	0	0	1
Sex							
Female	159	107	12	43	1	0	5
Male	87	68	16	7	5	0	1
Age							
0-04	13	0	0	11	0	0	2
05-17	32	20	5	8	0	0	1
18-20	16	12	4	2	1	0	0
21-24	13	8	4	2	1	0	0
25-34	63	43	6	15	1	0	1
35-44	66	51	7	11	0	0	1
45-54	28	28	0	0	1	0	1
55-64	9	9	0	0	1	0	0
65-74	3	2	1	0	1	0	0
75-84	2	2	1	0	0	0	0
85+	1	0	0	1	0	0	0
Race							
Asian	246	175	28	50	6	0	6
Presenting Problem/Diagnosis							
	174	154	25	0	1	0	3
Social Conditions	68	14	2	47	5	0	0
Deferred/No Diagnosis	16	8	3	3	0	0	3
County of Residence							
Adair	1	1	0	0	0	0	0
Alfalfa	1	1	0	0	0	0	0
Beckham	1	1	0	0	0	0	0
Bryan	6	2	0	4	0	0	0
Caddo	1	0	1	0	0	0	0
Canadian	5	5	0	0	0	0	0
Carter	2	1	1	0	0	0	0
Choctaw	3	2	0	1	0	0	0
Cleveland	22	14	2	5	1	0	0
Comanche	23	18	4	4	0	0	1
Creek	2	1	1	0	0	0	0
Custer	1	0	0	0	1	0	0
Garfield	3	0	0	3	0	0	0
Garvin	1	1	0	0	0	0	0
Grady	3	3	0	0	0	0	0
Harper	1	1	0	0	0	0	0
Hughes	1	1	0	0	0	0	0
Jackson	7	4	0	3	0	0	0
Kay	2	2	0	0	0	0	0

Notes: The same client may be counted in more than one category, e.g., clients can receive services under more than one contract source, in more than one "County of Residence," or may have multiple "Other Indicators." Please see Definition page for other considerations.

Oklahoma Department of Mental Health and Substance Abuse Services

Counts of Admitted Clients Served by Funding Source for Various Categories During FY1993

Race: Asian

	Total	Funding Source					Other
		Mental Health	Substance Abuse	Domestic Violence	Residential Care	Medicaid	
Kiowa	1	1	0	0	0	0	0
LeFlore	1	0	0	1	0	0	0
Lincoln	3	3	0	0	0	0	0
Logan	1	1	0	0	0	0	0
Mayes	1	1	0	0	0	0	0
McIntosh	1	1	0	0	1	0	0
Muskogee	8	3	0	5	0	0	0
Oklahoma	74	62	6	8	1	0	1
Payne	8	2	3	1	0	0	2
Pittsburgh	8	3	1	4	1	0	0
Pottawatomie	2	0	0	2	0	0	0
Pushmataha	1	1	0	0	0	0	0
Seminole	4	3	1	0	0	0	0
Sequoyah	2	1	0	1	0	0	0
Stephens	3	1	0	1	1	0	0
Tulsa	41	33	7	3	0	0	1
Wagoner	4	2	3	0	0	0	0
Washington	1	0	0	1	0	0	0
Woodward	4	2	0	0	1	0	1
Out of State/Unknown	5	2	0	3	0	0	0
Other Indicators							
Dual Diagnosis	11	10	4	0	0	0	1
Homeless	22	9	2	13	0	0	0
SED (6-17)	6	4	1	0	0	0	1

Notes: The same client may be counted in more than one category, e.g., clients can receive services under more than one contract source, in more than one "County of Residence," or may have multiple "Other Indicators." Please see Definition page for other considerations.

Oklahoma Department of Mental Health and Substance Abuse Services

Counts of Admitted Clients Served by Funding Source for Various Categories During FY1993

Race: Black

	Total	Funding Source					
		Mental Health	Substance Abuse	Domestic Violence	Residential Care	Medicaid	Other
Total							
Unduplicated Count	7,717	4,205	2,601	1,389	168	0	257
Agency Type							
Community Mental Health	4,012	3,894	381	0	0	0	75
Domestic Violence and Sexual Assault	1,417	0	90	1,386	0	0	30
Hospital	726	726	0	0	0	0	0
Other	41	18	20	3	0	0	0
Residential Care	168	5	0	0	168	0	3
Substance Abuse	2,253	0	2,211	0	0	0	149
Sex							
Female	3,808	2,222	932	928	63	0	78
Male	3,909	1,983	1,669	461	105	0	179
Age							
0-04	473	45	63	354	0	0	16
05-17	1,053	442	157	464	0	0	13
18-20	242	131	76	48	1	0	11
21-24	466	218	190	95	6	0	20
25-34	2,243	1,067	1,158	261	33	0	95
35-44	1,831	1,135	725	129	52	0	82
45-54	707	546	164	19	34	0	12
55-64	346	296	45	7	22	0	5
65-74	180	168	13	2	11	0	2
75-84	113	109	4	0	7	0	0
85+	64	48	6	10	2	0	1
Race							
Black	7,717	4,205	2,601	1,389	168	0	257
Presenting Problem/Diagnosis							
	5,765	3,818	2,292	2	63	0	117
Social Conditions	1,943	249	294	1,291	97	0	22
Deferred/No Diagnosis	703	194	297	100	15	0	118
County of Residence							
Adair	6	4	1	1	3	0	0
Alfalfa	3	1	2	0	0	0	0
Atoka	9	7	1	0	1	0	0
Beckham	27	20	3	4	2	0	0
Blaine	34	28	6	0	0	0	1
Bryan	17	13	0	4	0	0	0
Caddo	17	12	8	0	0	0	0
Canadian	55	34	14	7	5	0	0
Carter	151	108	36	24	0	0	5
Cherokee	19	14	2	5	3	0	0
Choctaw	77	40	28	10	0	0	1
Cleveland	205	116	46	29	14	0	28
Coal	4	2	2	0	0	0	0
Comanche	467	219	143	147	9	0	16
Cotton	7	2	1	4	0	0	0
Craig	71	51	8	2	26	0	0
Creek	48	37	12	1	0	0	0
Custer	52	27	19	10	0	0	2
Dewey	1	1	0	0	0	0	0

Notes: The same client may be counted in more than one category, e.g., clients can receive services under more than one contract source, in more than one "County of Residence," or may have multiple "Other Indicators." Please see Definition page for other considerations.

Oklahoma Department of Mental Health and Substance Abuse Services

Counts of Admitted Clients Served by Funding Source for Various Categories During FY1993

Race: Black

	Funding Source						
	Total	Mental Health	Substance Abuse	Domestic Violence	Residential Care	Medicaid	Other
Garfield	104	65	33	14	0	0	6
Garvin	14	14	1	0	0	0	0
Grady	50	31	18	4	0	0	1
Greer	10	9	1	1	0	0	0
Harmon	7	3	1	3	0	0	0
Harper	1	1	0	0	0	0	0
Haskell	1	1	0	0	0	0	0
Hughes	12	11	0	1	0	0	0
Jackson	96	52	21	32	1	0	0
Johnston	13	11	0	2	0	0	0
Kay	24	18	6	0	0	0	1
Kingfisher	3	3	0	0	0	0	0
Kiowa	26	17	9	0	0	0	0
LeFlore	22	11	1	10	0	0	0
Lincoln	32	31	1	0	0	0	0
Logan	59	28	28	5	0	0	0
Love	10	9	4	0	0	0	0
Major	2	2	0	0	0	0	0
Marshall	2	2	0	0	0	0	0
Mayes	15	14	0	0	10	0	0
McClain	4	2	2	0	0	0	0
McCurtain	161	48	55	65	0	0	0
McIntosh	31	23	0	2	11	0	0
Murray	13	11	2	0	1	0	0
Muskogee	395	287	72	46	9	0	2
Noble	9	4	5	0	0	0	0
Nowata	4	2	2	0	0	0	0
Okfuskee	70	64	4	0	20	0	2
Oklahoma	3,103	1,724	1,102	397	15	0	115
Okmulgee	113	81	28	7	2	0	1
Osage	28	21	7	1	0	0	2
Ottawa	7	6	1	0	0	0	0
Pawnee	3	2	1	0	0	0	1
Payne	123	28	58	24	2	0	24
Pittsburgh	66	34	28	3	3	0	1
Pontotoc	37	23	8	9	2	0	0
Pottawatomie	52	29	18	7	0	0	4
Rogers	37	29	4	0	16	0	0
Seminole	85	57	26	6	0	0	1
Sequoyah	28	27	0	0	7	0	0
Stephens	33	14	10	8	5	0	2
Texas	7	1	4	1	0	0	1
Tillman	19	10	7	4	0	0	0
Tulsa	1,652	727	732	382	9	0	36
Wagoner	43	33	10	4	0	0	0
Washington	91	20	13	60	1	0	0
Washita	2	1	1	0	0	0	0
Woods	1	1	0	0	0	0	0
Woodward	15	2	11	0	2	0	0
Out of State/Unknown	115	16	38	61	0	0	4
Other Indicators							
Dual Diagnosis	1,021	955	215	3	10	0	24

Notes: The same client may be counted in more than one category, e.g., clients can receive services under more than one contract source, in more than one "County of Residence," or may have multiple "Other Indicators." Please see Definition page for other considerations.

Oklahoma Department of Mental Health and Substance Abuse Services
Counts of Admitted Clients Served by Funding Source for Various Categories During FY1993
Race: Black

	Funding Source						
	Total	Mental Health	Substance Abuse	Domestic Violence	Residential Care	Medicaid	Other
Homeless	880	260	316	335	22	0	21
SED (6-17)	121	117	2	1	0	0	2

Notes: The same client may be counted in more than one category, e.g., clients can receive services under more than one contract source, in more than one "County of Residence," or may have multiple "Other Indicators." Please see Definition page for other considerations.

Oklahoma Department of Mental Health and Substance Abuse Services

Counts of Admitted Clients Served by Funding Source for Various Categories During FY1993

Race: White

	Total	Funding Source					Other
		Mental Health	Substance Abuse	Domestic Violence	Residential Care	Medicaid	
Total							
Unduplicated Count	44,698	30,500	11,330	5,484	999	0	1,063
Agency Type							
Community Mental Health	29,400	28,856	1,938	0	0	0	350
Domestic Violence and Sexual Assault	5,689	0	423	5,407	0	0	199
Hospital	3,135	3,135	0	0	0	0	0
Other	670	394	209	79	0	0	0
Residential Care	999	49	0	0	999	0	13
Substance Abuse	9,239	3	9,121	0	0	0	502
Sex							
Female	24,371	17,469	4,073	4,200	440	0	423
Male	20,327	13,031	7,257	1,284	559	0	640
Age							
0-04	1,165	234	55	853	0	0	71
05-17	5,504	3,358	989	1,199	0	0	172
18-20	1,746	990	600	269	13	0	59
21-24	3,485	2,050	1,181	539	43	0	72
25-34	11,447	7,315	3,747	1,412	165	0	320
35-44	10,296	7,232	3,112	795	232	0	231
45-54	5,663	4,540	1,113	285	220	0	101
55-64	2,960	2,553	389	77	167	0	22
65-74	1,542	1,405	117	26	117	0	9
75-84	616	583	22	5	36	0	3
85+	274	240	5	24	6	0	3
Race							
White	44,698	30,500	11,330	5,484	999	0	1,063
Presenting Problem/Diagnosis							
	33,969	26,246	9,622	38	324	0	430
Social Conditions	10,194	2,919	1,619	5,082	595	0	135
Deferred/No Diagnosis	3,664	1,698	1,061	376	115	0	499
County of Residence							
Adair	204	163	17	23	19	0	0
Alfalfa	84	61	27	1	0	0	1
Atoka	144	121	24	3	0	0	2
Beaver	51	36	11	5	1	0	0
Beckham	519	469	31	9	43	0	15
Blaine	197	182	18	4	1	0	5
Bryan	837	654	61	174	1	0	4
Caddo	209	147	55	18	0	0	2
Canadian	982	802	89	67	68	0	6
Carter	810	666	95	72	0	0	55
Cherokee	566	433	57	90	60	0	4
Choctaw	223	116	71	44	1	0	2
Cimarron	29	16	13	1	1	0	3
Cleveland	2,602	1,521	882	199	132	0	102
Coal	85	55	20	12	0	0	1
Comanche	1,310	848	345	245	68	0	38
Cotton	45	29	11	5	3	0	0
Craig	482	375	19	4	200	0	2
Creek	803	623	139	73	0	0	1

Notes: The same client may be counted in more than one category, e.g., clients can receive services under more than one contract source, in more than one "County of Residence," or may have multiple "Other Indicators." Please see Definition page for other considerations.

Oklahoma Department of Mental Health and Substance Abuse Services

Counts of Admitted Clients Served by Funding Source for Various Categories During FY1993

Race: White

	Funding Source						
	Total	Mental Health	Substance Abuse	Domestic Violence	Residential Care	Medicaid	Other
Custer	588	462	73	59	4	0	16
Delaware	297	231	38	24	10	0	2
Dewey	58	54	3	2	0	0	2
Ellis	44	36	8	3	0	0	0
Garfield	895	622	199	175	3	0	13
Garvin	479	427	61	16	1	0	5
Grady	870	576	196	148	0	0	3
Grant	56	43	8	10	0	0	0
Greer	98	75	18	8	0	0	3
Harmon	25	14	2	11	0	0	0
Harper	57	49	5	4	0	0	0
Haskell	160	138	18	7	0	0	2
Hughes	199	174	24	3	0	0	1
Jackson	435	210	59	193	1	0	4
Jefferson	44	31	13	3	1	0	0
Johnston	260	231	34	18	0	0	5
Kay	978	740	154	121	0	0	97
Kingfisher	180	162	56	5	0	0	0
Kiowa	174	138	20	22	1	0	1
Latimer	92	77	13	3	0	0	1
LeFlore	477	297	79	109	1	0	4
Lincoln	522	436	64	32	0	0	8
Logan	370	186	193	25	0	0	5
Love	109	101	9	3	0	0	0
Major	76	60	10	9	0	0	0
Marshall	263	235	26	20	0	0	4
Mayes	399	303	37	53	44	0	1
McClain	215	136	67	16	0	0	4
McCurtain	493	195	154	150	1	0	0
McIntosh	278	235	18	9	40	0	0
Murray	303	271	35	8	4	0	1
Muskogee	1,617	1,382	132	161	18	0	7
Noble	157	88	63	15	0	0	4
Nowata	93	61	14	21	0	0	1
Okfuskee	163	131	26	4	4	0	3
Oklahoma	8,827	5,861	2,853	575	66	0	194
Okmulgee	506	442	54	23	2	0	6
Osage	392	249	130	29	1	0	14
Ottawa	376	271	44	74	0	0	1
Pawnee	167	84	73	15	1	0	14
Payne	1,271	440	575	227	1	0	144
Pittsburgh	788	597	171	22	23	0	10
Pontotoc	826	556	155	141	11	0	15
Pottawatomie	867	475	269	143	0	0	28
Pushmataha	225	95	112	24	0	0	2
Roger Mills	30	28	2	0	0	0	0
Rogers	658	487	143	19	81	0	3
Seminole	587	442	145	17	0	0	12
Sequoyah	491	431	50	23	46	0	4
Stephens	405	249	133	52	17	0	8
Texas	304	175	127	3	0	0	12
Tillman	95	67	27	10	0	0	2
Tulsa	5,497	3,431	2,109	702	36	0	112

Notes: The same client may be counted in more than one category, e.g., clients can receive services under more than one contract source, in more than one "County of Residence," or may have multiple "Other Indicators." Please see Definition page for other considerations.

Oklahoma Department of Mental Health and Substance Abuse Services

Counts of Admitted Clients Served by Funding Source for Various Categories During FY1993

Race: White

	Total	Funding Source					Other
		Mental Health	Substance Abuse	Domestic Violence	Residential Care	Medicaid	
Wagoner	308	202	69	52	2	0	4
Washington	945	316	203	492	1	0	3
Washita	172	148	12	16	0	0	5
Woods	267	240	27	2	0	0	1
Woodward	553	361	69	129	18	0	7
Out of State/Unknown	629	160	248	240	7	0	24
Other Indicators							
Dual Diagnosis	5,368	4,947	1,216	20	26	0	80
Homeless	3,403	1,443	1,182	995	43	0	85
SED (6-17)	917	871	41	2	0	0	29

Notes: The same client may be counted in more than one category, e.g., clients can receive services under more than one contract source, in more than one "County of Residence," or may have multiple "Other Indicators." Please see Definition page for other considerations.

Oklahoma Department of Mental Health and Substance Abuse Services

Counts of Admitted Clients Served by Funding Source for Various Categories During FY1993 Residential Treatment Services

	Total	Funding Source					Other
		Mental Health	Substance Abuse	Domestic Violence	Residential Care	Medicaid	
Total							
Unduplicated Count	6,481	1,686	5,008	0	0	0	173
Agency Type							
Community Mental Health	2,335	1,669	833	0	0	0	0
Other	17	17	0	0	0	0	0
Substance Abuse	4,446	0	4,358	0	0	0	173
Sex							
Female	1,715	684	1,066	0	0	0	56
Male	4,766	1,002	3,942	0	0	0	117
Age							
05-17	241	16	178	0	0	0	82
18-20	255	89	161	0	0	0	26
21-24	653	195	484	0	0	0	4
25-34	2,493	585	2,009	0	0	0	34
35-44	1,876	484	1,478	0	0	0	22
45-54	706	220	524	0	0	0	5
55-64	211	79	146	0	0	0	0
65-74	39	13	26	0	0	0	0
75-84	6	4	2	0	0	0	0
85+	1	1	0	0	0	0	0
Race							
White	4,349	1,192	3,304	0	0	0	109
Black	1,151	339	850	0	0	0	28
Native American	777	102	706	0	0	0	26
Hispanic	191	41	145	0	0	0	9
Asian	19	12	7	0	0	0	1
Presenting Problem/Diagnosis							
	6,354	1,646	4,938	0	0	0	77
Social Conditions	42	24	17	0	0	0	1
Deferred/No Diagnosis	288	16	182	0	0	0	97
County of Residence							
Adair	22	2	22	0	0	0	0
Alfalfa	6	0	6	0	0	0	0
Atoka	18	0	18	0	0	0	0
Beaver	4	0	4	0	0	0	0
Beckham	76	47	30	0	0	0	0
Blaine	31	9	22	0	0	0	1
Bryan	44	1	42	0	0	0	2
Caddo	48	4	42	0	0	0	2
Canadian	83	17	66	0	0	0	1
Carter	96	1	95	0	0	0	2
Cherokee	62	9	60	0	0	0	1
Choctaw	16	0	16	0	0	0	0
Cimarron	7	0	5	0	0	0	2
Cleveland	213	16	194	0	0	0	16
Coal	11	1	10	0	0	0	0
Comanche	136	6	128	0	0	0	3
Cotton	13	0	13	0	0	0	0
Craig	31	0	31	0	0	0	0
Creek	41	1	40	0	0	0	0

Notes: The same client may be counted in more than one category, e.g., clients can receive services under more than one contract source, in more than one "County of Residence," or may have multiple "Other Indicators." Please see Definition page for other considerations.

Oklahoma Department of Mental Health and Substance Abuse Services

Counts of Admitted Clients Served by Funding Source for Various Categories During FY1993

Residential Treatment Services

	Funding Source						
	Total	Mental Health	Substance Abuse	Domestic Violence	Residential Care	Medicaid Other	
Custer	128	61	64	0	0	0	6
Delaware	47	3	47	0	0	0	0
Dewey	12	5	6	0	0	0	1
Ellis	8	0	8	0	0	0	0
Garfield	118	2	116	0	0	0	0
Garvin	45	10	35	0	0	0	1
Grady	50	2	46	0	0	0	2
Grant	2	0	2	0	0	0	0
Greer	23	7	17	0	0	0	0
Harmon	3	1	2	0	0	0	0
Harper	4	0	4	0	0	0	0
Haskell	14	2	12	0	0	0	2
Hughes	11	1	7	0	0	0	4
Jackson	45	1	41	0	0	0	3
Jefferson	11	0	11	0	0	0	0
Johnston	22	0	22	0	0	0	0
Kay	70	3	67	0	0	0	1
Kingfisher	12	0	12	0	0	0	0
Kiowa	41	13	28	0	0	0	0
Latimer	8	0	8	0	0	0	0
LeFlore	28	0	27	0	0	0	2
Lincoln	31	14	18	0	0	0	1
Logan	38	5	33	0	0	0	1
Love	6	0	6	0	0	0	0
Major	9	0	9	0	0	0	0
Marshall	17	0	17	0	0	0	0
Mayes	22	5	22	0	0	0	0
McClain	28	5	23	0	0	0	0
McCurtain	26	2	24	0	0	0	0
McIntosh	16	0	16	0	0	0	1
Murray	16	0	16	0	0	0	0
Muskogee	133	5	131	0	0	0	1
Noble	7	0	7	0	0	0	0
Nowata	9	1	8	0	0	0	0
Okfuskee	24	0	22	0	0	0	3
Oklahoma	2,601	1,330	1,452	0	0	0	74
Okmulgee	46	2	44	0	0	0	4
Osage	31	0	31	0	0	0	0
Ottawa	42	1	41	0	0	0	1
Pawnee	13	0	13	0	0	0	0
Payne	188	3	183	0	0	0	4
Pittsburgh	131	1	125	0	0	0	6
Pontotoc	37	2	35	0	0	0	0
Pottawatomie	84	10	76	0	0	0	2
Pushmataha	7	0	6	0	0	0	1
Roger Mills	7	3	4	0	0	0	0
Rogers	50	2	48	0	0	0	1
Seminole	43	3	40	0	0	0	1
Sequoyah	54	5	51	0	0	0	3
Stephens	107	1	105	0	0	0	2
Texas	35	1	34	0	0	0	0
Tillman	18	1	17	0	0	0	0
Tulsa	687	18	676	0	0	0	10

Notes: The same client may be counted in more than one category, e.g., clients can receive services under more than one contract source, in more than one "County of Residence," or may have multiple "Other Indicators." Please see Definition page for other considerations.

Oklahoma Department of Mental Health and Substance Abuse Services
Counts of Admitted Clients Served by Funding Source for Various Categories During FY1993
Residential Treatment Services

	Total	Funding Source					Other
		Mental Health	Substance Abuse	Domestic Violence	Residential Care	Medicaid	
Wagoner	42	4	39	0	0	0	2
Washington	60	1	59	0	0	0	0
Washita	23	14	9	0	0	0	0
Woods	5	0	5	0	0	0	0
Woodward	83	1	78	0	0	0	4
Out of State/Unknown	193	21	172	0	0	0	0
Other Indicators							
Dual Diagnosis	825	514	401	0	0	0	7
Homeless	890	244	687	0	0	0	13
SED (6-17)	79	12	57	0	0	0	14

Notes: The same client may be counted in more than one category, e.g., clients can receive services under more than one contract source, in more than one "County of Residence," or may have multiple "Other Indicators." Please see Definition page for other considerations.

Oklahoma Department of Mental Health and Substance Abuse Services

Counts of Admitted Clients Served by Funding Source for Various Categories During FY1993 SED Clients

	Total	Funding Source					Other
		Mental Health	Substance Abuse	Domestic Violence	Residential Care	Medicaid	
Total							
Unduplicated Count	2,197	1,760	228	251	0	0	90
Agency Type							
Community Mental Health	1,616	1,613	1	0	0	0	11
Domestic Violence and Sexual Assault	262	0	0	251	0	0	16
Hospital	164	164	0	0	0	0	0
Other	49	46	3	0	0	0	0
Substance Abuse	237	0	225	0	0	0	63
Sex							
Female	895	709	97	113	0	0	35
Male	1,302	1,051	131	138	0	0	55
Age							
0-04	176	78	6	88	0	0	10
05-17	2,021	1,682	222	163	0	0	80
Race							
White	1,689	1,392	159	167	0	0	60
Black	246	195	21	37	0	0	2
Native American	191	126	32	37	0	0	20
Hispanic	71	48	14	9	0	0	7
Asian	8	4	3	1	0	0	1
Presenting Problem/Diagnosis							
	1,519	1,376	152	0	0	0	24
Social Conditions	612	290	77	246	0	0	9
Deferred/No Diagnosis	203	126	13	5	0	0	59
County of Residence							
Adair	32	32	0	0	0	0	0
Alfalfa	1	1	0	0	0	0	0
Atoka	2	2	0	0	0	0	0
Beaver	1	0	1	0	0	0	0
Beckham	35	31	1	3	0	0	0
Blaine	31	29	2	0	0	0	1
Bryan	31	16	0	16	0	0	0
Caddo	9	5	3	0	0	0	2
Canadian	91	83	5	5	0	0	0
Carter	38	34	2	4	0	0	3
Cherokee	41	34	1	7	0	0	0
Choctaw	12	12	0	1	0	0	0
Cleveland	107	79	25	7	0	0	7
Coal	7	7	0	0	0	0	0
Comanche	41	18	14	10	0	0	11
Craig	6	6	0	0	0	0	0
Creek	19	18	0	1	0	0	0
Custer	36	23	4	8	0	0	3
Delaware	20	17	0	3	0	0	0
Dewey	2	2	0	0	0	0	0
Ellis	2	2	0	0	0	0	0
Garfield	65	59	1	5	0	0	1
Garvin	14	14	0	0	0	0	0
Grady	78	60	12	13	0	0	0
Grant	4	2	0	2	0	0	0

Notes: The same client may be counted in more than one category, e.g., clients can receive services under more than one contract source, in more than one "County of Residence," or may have multiple "Other Indicators." Please see Definition page for other considerations.

Oklahoma Department of Mental Health and Substance Abuse Services

Counts of Admitted Clients Served by Funding Source for Various Categories During FY1993

SED Clients

	Funding Source						
	Total	Mental Health	Substance Abuse	Domestic Violence	Residential Care	Medicaid	Other
Greer	3	3	0	0	0	0	0
Harper	3	3	0	0	0	0	0
Haskell	2	2	0	0	0	0	0
Hughes	5	3	1	0	0	0	1
Jackson	12	8	1	4	0	0	2
Jefferson	1	0	1	0	0	0	0
Johnston	6	6	0	0	0	0	0
Kay	69	58	1	10	0	0	1
Kingfisher	17	16	0	1	0	0	0
Kiowa	8	8	0	1	0	0	0
Latimer	3	3	0	0	0	0	0
LeFlore	7	3	0	4	0	0	0
Lincoln	38	36	1	1	0	0	1
Logan	35	26	9	0	0	0	3
Love	3	3	0	0	0	0	0
Major	2	2	0	0	0	0	0
Marshall	8	8	0	0	0	0	1
Mayes	12	7	0	5	0	0	0
McClain	14	13	0	1	0	0	0
McCurtain	10	5	2	3	0	0	0
McIntosh	17	14	3	0	0	0	1
Murray	8	7	1	0	0	0	0
Muskogee	128	110	10	11	0	0	0
Noble	6	6	0	0	0	0	0
Nowata	4	3	0	1	0	0	0
Okfuskee	9	5	2	1	0	0	2
Oklahoma	510	441	52	30	0	0	12
Okmulgee	18	17	3	0	0	0	0
Osage	28	24	3	1	0	0	0
Ottawa	27	21	2	4	0	0	1
Pawnee	3	3	0	0	0	0	1
Payne	52	33	2	3	0	0	19
Pittsburgh	16	12	3	0	0	0	1
Pontotoc	42	34	0	8	0	0	0
Pottawatomie	51	38	10	3	0	0	1
Pushmataha	11	5	9	0	0	0	0
Roger Mills	3	3	0	0	0	0	0
Rogers	7	6	1	0	0	0	0
Seminole	10	6	4	0	0	0	0
Sequoyah	59	53	1	5	0	0	2
Stephens	5	2	2	1	0	0	1
Texas	1	1	0	0	0	0	0
Tulsa	139	96	15	28	0	0	2
Wagoner	8	6	1	1	0	0	0
Washington	47	18	2	27	0	0	0
Washita	11	11	0	0	0	0	0
Woods	9	9	0	0	0	0	0
Woodward	25	18	1	6	0	0	3
Out of State/Unknown	32	0	18	14	0	0	8
Other Indicators							
Dual Diagnosis	81	59	19	0	0	0	7
Homeless	97	29	7	59	0	0	3

Notes: The same client may be counted in more than one category, e.g., clients can receive services under more than one contract source, in more than one "County of Residence," or may have multiple "Other Indicators." Please see Definition page for other considerations.

Oklahoma Department of Mental Health and Substance Abuse Services
Counts of Admitted Clients Served by Funding Source for Various Categories During FY1993
SED Clients

	Funding Source						
	Total	Mental Health	Substance Abuse	Domestic Violence	Residential Care	Medicaid	Other
SED (6-17)	1,167	1,088	66	3	0	0	51

Notes: The same client may be counted in more than one category, e.g., clients can receive services under more than one contract source, in more than one "County of Residence," or may have multiple "Other Indicators." Please see Definition page for other considerations.

Oklahoma Department of Mental Health and Substance Abuse Services

Counts of Admitted Clients Served by Funding Source for Various Categories During FY1993

Sex: Female Clients

	Total	Funding Source					
		Mental Health	Substance Abuse	Domestic Violence	Residential Care	Medicaid	Other
Total							
Unduplicated Count	31,451	21,404	5,709	6,224	563	0	570
Agency Type							
Community Mental Health	20,851	20,582	1,022	0	0	0	215
Domestic Violence and Sexual Assault	6,314	0	408	6,177	0	0	124
Hospital	1,582	1,582	0	0	0	0	0
Other	396	253	104	49	0	0	0
Residential Care	563	30	0	0	563	0	5
Substance Abuse	4,365	1	4,330	0	0	0	226
Sex							
Female	31,451	21,404	5,709	6,224	563	0	570
Age							
0-04	992	153	68	761	0	0	37
05-17	3,658	1,978	606	1,117	0	0	98
18-20	1,236	700	277	361	5	0	36
21-24	2,439	1,405	528	723	22	0	43
25-34	8,003	5,032	1,990	1,807	73	0	181
35-44	6,920	4,921	1,544	997	101	0	116
45-54	3,895	3,261	465	318	134	0	43
55-64	2,243	2,025	155	90	108	0	11
65-74	1,240	1,159	52	23	89	0	2
75-84	561	538	16	4	26	0	1
85+	264	232	8	23	5	0	2
Race							
White	24,371	17,469	4,073	4,200	440	0	423
Black	3,808	2,222	932	928	63	0	78
Native American	2,342	1,178	566	788	49	0	48
Hispanic	865	481	135	273	11	0	16
Asian	159	107	12	43	1	0	5
Presenting Problem/Diagnosis							
	21,686	18,430	4,197	38	176	0	228
Social Conditions	9,557	2,060	1,503	5,743	319	0	78
Deferred/No Diagnosis	2,685	1,118	798	460	83	0	264
County of Residence							
Adair	156	113	5	34	14	0	0
Alfalfa	48	38	10	1	0	0	0
Atoka	86	79	5	6	0	0	1
Beaver	35	23	7	5	0	0	0
Beckham	349	323	8	14	26	0	13
Blaine	139	118	15	11	0	0	5
Bryan	576	423	21	166	1	0	2
Caddo	169	107	36	31	0	0	4
Canadian	653	539	36	63	38	0	4
Carter	605	484	48	95	0	0	44
Cherokee	462	320	20	118	34	0	0
Choctaw	193	98	31	74	0	0	0
Cimarron	18	10	5	1	1	0	2
Cleveland	1,499	911	394	195	73	0	14
Coal	58	46	5	9	0	0	0
Comanche	1,159	703	208	353	44	0	23

Notes: The same client may be counted in more than one category, e.g., clients can receive services under more than one contract source, in more than one "County of Residence," or may have multiple "Other Indicators." Please see Definition page for other considerations.

Oklahoma Department of Mental Health and Substance Abuse Services

Counts of Admitted Clients Served by Funding Source for Various Categories During FY1993

Sex: Female Clients

	Funding Source						
	Total	Mental Health	Substance Abuse	Domestic Violence	Residential Care	Medicaid	Other
Cotton	26	16	5	7	0	0	0
Craig	296	239	3	7	109	0	0
Creek	538	430	59	70	0	0	1
Custer	405	318	20	66	3	0	8
Delaware	191	155	9	26	3	0	0
Dewey	39	35	3	3	0	0	1
Ellis	19	14	0	5	0	0	0
Garfield	512	352	48	170	2	0	0
Garvin	296	277	19	12	0	0	1
Grady	592	399	114	119	0	0	4
Grant	35	25	3	10	0	0	0
Greer	72	61	6	7	0	0	4
Harmon	25	11	0	15	0	0	0
Harper	32	28	1	4	0	0	0
Haskell	104	92	9	5	0	0	0
Hughes	157	133	17	8	0	0	1
Jackson	357	169	28	178	0	0	1
Jefferson	21	15	3	4	0	0	0
Johnston	174	155	12	17	0	0	3
Kay	631	455	79	144	0	0	33
Kingfisher	114	107	30	5	0	0	0
Kiowa	119	95	9	19	0	0	0
Latimer	52	45	3	3	1	0	0
LeFlore	321	188	30	105	0	0	3
Lincoln	319	269	23	34	0	0	3
Logan	233	138	90	29	0	0	3
Love	70	65	6	3	0	0	0
Major	45	38	0	8	0	0	0
Marshall	183	163	4	22	0	0	1
Mayes	262	194	10	64	11	0	0
McClain	109	76	25	11	0	0	0
McCurtain	421	142	97	193	0	0	0
McIntosh	188	157	11	10	22	0	0
Murray	180	165	9	7	2	0	1
Muskogee	1,248	1,001	90	199	11	0	5
Noble	99	68	32	6	0	0	3
Nowata	64	46	6	16	0	0	0
Okfuskee	118	107	7	4	8	0	0
Oklahoma	6,553	4,487	1,507	858	39	0	139
Okmulgee	366	321	31	28	4	0	2
Osage	296	176	101	43	1	0	6
Ottawa	264	187	5	80	0	0	0
Pawnee	119	60	51	16	1	0	9
Payne	635	290	169	179	1	0	81
Pittsburgh	498	410	60	21	20	0	5
Pontotoc	571	368	76	141	17	0	16
Pottawatomie	639	327	155	170	0	0	14
Pushmataha	153	62	66	28	0	0	0
Roger Mills	15	13	2	0	0	0	0
Rogers	421	335	63	14	36	0	2
Seminole	403	289	104	19	0	0	11
Sequoyah	278	234	12	31	21	0	2
Stephens	240	152	40	57	10	0	3

Notes: The same client may be counted in more than one category, e.g., clients can receive services under more than one contract source, in more than one "County of Residence," or may have multiple "Other Indicators." Please see Definition page for other considerations.

Oklahoma Department of Mental Health and Substance Abuse Services

Counts of Admitted Clients Served by Funding Source for Various Categories During FY1993

Sex: Female Clients

	Funding Source						
	Total	Mental Health	Substance Abuse	Domestic Violence	Residential Care	Medicaid	Other
Texas	192	125	64	5	0	0	2
Tillman	77	57	10	16	0	0	0
Tulsa	4,018	2,480	1,254	862	21	0	64
Wagoner	248	163	43	58	1	0	0
Washington	752	213	101	497	1	0	2
Washita	101	85	3	15	0	0	1
Woods	157	151	6	1	0	0	1
Woodward	342	242	7	100	9	0	2
Out of State/Unknown	454	77	115	277	1	0	21
Other Indicators							
Dual Diagnosis	2,693	2,522	559	2	10	0	32
Homeless	2,353	733	503	1,236	28	0	35
SED (6-17)	485	453	27	0	0	0	19

Notes: The same client may be counted in more than one category, e.g., clients can receive services under more than one contract source, in more than one "County of Residence," or may have multiple "Other Indicators." Please see Definition page for other considerations.

Oklahoma Department of Mental Health and Substance Abuse Services

Counts of Admitted Clients Served by Funding Source for Various Categories During FY1993

Sex: Male Clients

	Total	Funding Source					Other
		Mental Health	Substance Abuse	Domestic Violence	Residential Care	Medicaid	
Total							
Unduplicated Count	27,482	16,567	10,489	2,161	759	0	955
Agency Type							
Community Mental Health	15,672	15,171	1,623	0	0	0	249
Domestic Violence and Sexual Assault	2,330	0	177	2,124	0	0	129
Hospital	2,812	2,812	0	0	0	0	0
Other	400	201	166	37	0	0	0
Residential Care	759	30	0	0	759	0	12
Substance Abuse	9,077	8	8,920	0	0	0	567
Sex							
Male	27,482	16,567	10,489	2,161	759	0	955
Age							
0-04	1,054	170	61	795	0	0	59
05-17	4,002	2,260	793	965	0	0	146
18-20	1,095	601	528	18	13	0	48
21-24	2,094	1,145	1,075	49	37	0	64
25-34	7,384	4,209	3,673	169	164	0	281
35-44	6,628	4,226	2,913	95	225	0	241
45-54	3,068	2,219	1,013	27	145	0	82
55-64	1,293	998	330	10	108	0	20
65-74	571	492	88	7	47	0	9
75-84	200	186	11	1	17	0	3
85+	94	61	4	25	3	0	2
Race							
White	20,327	13,031	7,257	1,284	559	0	640
Black	3,909	1,983	1,669	461	105	0	179
Native American	2,451	1,130	1,296	276	67	0	99
Hispanic	830	415	279	137	25	0	36
Asian	87	68	16	7	5	0	1
Presenting Problem/Diagnosis							
	22,587	14,501	9,746	5	260	0	405
Social Conditions	4,635	1,419	642	2,053	478	0	81
Deferred/No Diagnosis	2,216	917	754	105	59	0	472
County of Residence							
Adair	140	108	26	11	15	0	0
Alfalfa	48	30	22	0	0	0	1
Atoka	94	69	25	0	1	0	1
Beaver	17	13	5	0	1	0	0
Beckham	271	230	30	5	27	0	5
Blaine	136	115	24	2	1	0	1
Bryan	375	298	54	49	0	0	2
Caddo	160	86	72	15	0	0	1
Canadian	475	357	90	17	41	0	2
Carter	459	359	105	24	0	0	21
Cherokee	363	272	70	52	45	0	7
Choctaw	181	84	91	10	1	0	4
Cimarron	16	9	9	0	0	0	2
Cleveland	1,561	842	644	56	92	0	133
Coal	48	25	19	4	0	0	1
Comanche	871	469	374	112	41	0	38

Notes: The same client may be counted in more than one category, e.g., clients can receive services under more than one contract source, in more than one "County of Residence," or may have multiple "Other Indicators." Please see Definition page for other considerations.

Oklahoma Department of Mental Health and Substance Abuse Services

Counts of Admitted Clients Served by Funding Source for Various Categories During FY1993

Sex: Male Clients

	Funding Source						
	Total	Mental Health	Substance Abuse	Domestic Violence	Residential Care	Medicaid	Other
Cotton	40	16	19	2	4	0	0
Craig	332	241	35	3	148	0	2
Creek	410	285	127	19	0	0	1
Custer	358	234	104	34	2	0	17
Delaware	200	132	57	17	9	0	2
Dewey	27	23	3	0	0	0	1
Ellis	28	22	9	0	0	0	0
Garfield	555	370	205	37	1	0	20
Garvin	244	206	52	6	1	0	4
Grady	381	243	112	42	0	0	1
Grant	25	19	5	3	0	0	0
Greer	54	36	18	2	0	0	2
Harmon	18	7	4	8	0	0	0
Harper	29	25	4	0	0	0	0
Haskell	70	58	10	3	0	0	3
Hughes	98	76	21	1	0	0	3
Jackson	266	125	58	103	2	0	5
Jefferson	26	16	12	0	1	0	0
Johnston	129	109	25	9	0	0	2
Kay	567	396	123	46	0	0	76
Kingfisher	89	70	31	4	0	0	0
Kiowa	104	72	30	5	1	0	2
Latimer	53	42	10	2	0	0	1
LeFlore	246	153	57	43	1	0	4
Lincoln	285	229	54	7	0	0	6
Logan	229	90	145	9	0	0	3
Love	56	50	8	1	0	0	0
Major	38	27	11	2	0	0	0
Marshall	111	94	25	6	0	0	3
Mayes	250	181	40	20	52	0	3
McClain	133	75	55	5	0	0	4
McCurtain	333	118	151	72	1	0	0
McIntosh	177	143	20	4	35	0	2
Murray	168	141	37	1	3	0	0
Muskogee	998	829	153	50	17	0	6
Noble	109	43	59	9	0	0	3
Nowata	52	27	15	11	0	0	1
Okfuskee	149	108	32	2	17	0	8
Oklahoma	6,390	3,661	2,808	264	50	0	204
Okmulgee	335	254	71	16	1	0	7
Osage	229	134	90	13	0	0	13
Ottawa	220	150	56	21	0	0	3
Pawnee	116	47	65	5	0	0	6
Payne	919	211	568	94	2	0	95
Pittsburgh	485	294	181	13	16	0	10
Pontotoc	432	277	127	58	2	0	7
Pottawatomie	495	221	257	33	0	0	30
Pushmataha	112	41	72	2	0	0	2
Roger Mills	18	15	3	0	0	0	0
Rogers	384	251	121	9	73	0	3
Seminole	378	259	121	9	0	0	7
Sequoyah	346	290	58	14	49	0	2
Stephens	245	131	114	22	13	0	8

Notes: The same client may be counted in more than one category, e.g., clients can receive services under more than one contract source, in more than one "County of Residence," or may have multiple "Other Indicators." Please see Definition page for other considerations.

Oklahoma Department of Mental Health and Substance Abuse Services

Counts of Admitted Clients Served by Funding Source for Various Categories During FY1993

Sex: Male Clients

	Funding Source						
	Total	Mental Health	Substance Abuse	Domestic Violence	Residential Care	Medicaid	Other
Texas	162	73	87	2	0	0	13
Tillman	58	29	29	6	0	0	3
Tulsa	3,856	2,005	1,989	339	28	0	102
Wagoner	170	104	64	13	1	0	5
Washington	468	168	151	172	1	0	1
Washita	84	74	11	1	0	0	4
Woods	114	93	21	1	0	0	0
Woodward	284	149	85	45	16	0	7
Out of State/Unknown	442	127	237	87	6	0	21
Other Indicators							
Dual Diagnosis	4,513	4,107	1,087	25	36	0	85
Homeless	2,715	1,189	1,275	427	43	0	90
SED (6-17)	700	653	39	3	0	0	32

Notes: The same client may be counted in more than one category, e.g., clients can receive services under more than one contract source, in more than one "County of Residence," or may have multiple "Other Indicators." Please see Definition page for other considerations.

Oklahoma Department of Mental Health and Substance Abuse Services

Counts of Admitted Clients Served by Funding Source for Various Categories During FY1993 SMI Clients

	Total	Funding Source					Other
		Mental Health	Substance Abuse	Domestic Violence	Residential Care	Medicaid	
Total							
Unduplicated Count	21,345	19,573	2,979	643	1,224	0	330
Agency Type							
Community Mental Health	18,786	18,596	1,280	0	0	0	218
Domestic Violence and Sexual Assault	662	0	88	634	0	0	10
Hospital	3,198	3,198	0	0	0	0	0
Other	64	25	34	9	0	0	0
Residential Care	1,224	46	0	0	1,224	0	17
Substance Abuse	1,871	1	1,854	0	0	0	86
Sex							
Female	11,712	10,842	1,114	613	494	0	132
Male	9,633	8,731	1,865	30	730	0	198
Age							
18-20	568	475	111	50	18	0	18
21-24	1,294	1,093	301	97	58	0	31
25-34	5,391	4,702	1,116	285	229	0	121
35-44	6,070	5,596	981	144	312	0	111
45-54	3,895	3,713	320	52	264	0	33
55-64	2,315	2,232	104	14	189	0	9
65-74	1,228	1,191	38	1	115	0	6
75-84	441	431	6	0	33	0	1
85+	144	140	2	0	6	0	0
Race							
White	16,719	15,402	2,182	469	916	0	232
Black	2,839	2,589	432	81	160	0	73
Native American	1,371	1,182	322	79	114	0	19
Hispanic	454	391	50	12	32	0	4
Asian	106	105	6	2	5	0	2
Presenting Problem/Diagnosis							
	19,872	18,605	2,829	10	408	0	231
Social Conditions	1,806	377	142	562	753	0	6
Deferred/No Diagnosis	1,377	937	198	76	116	0	93
County of Residence							
Adair	173	159	6	3	28	0	0
Alfalfa	41	39	5	0	0	0	0
Atoka	96	94	1	0	1	0	0
Beaver	19	18	1	0	1	0	0
Beckham	336	308	13	4	53	0	15
Blaine	89	84	9	0	1	0	4
Bryan	357	350	23	11	1	0	2
Caddo	91	81	15	2	0	0	2
Canadian	510	458	24	5	69	0	1
Carter	411	388	31	8	0	0	9
Cherokee	476	440	25	14	74	0	1
Choctaw	124	111	13	6	1	0	0
Cimarron	14	12	1	1	1	0	0
Cleveland	1,181	1,034	124	23	158	0	15
Coal	48	48	0	1	0	0	0
Comanche	407	356	112	10	67	0	34
Cotton	22	15	3	0	4	0	0

Notes: The same client may be counted in more than one category, e.g., clients can receive services under more than one contract source, in more than one "County of Residence," or may have multiple "Other Indicators." Please see Definition page for other considerations.

Oklahoma Department of Mental Health and Substance Abuse Services

Counts of Admitted Clients Served by Funding Source for Various Categories During FY1993 SMI Clients

	Funding Source						
	Total	Mental Health	Substance Abuse	Domestic Violence	Residential Care	Medicaid	Other
Craig	483	390	11	1	238	0	0
Creek	398	385	19	3	0	0	0
Custer	263	231	30	9	5	0	11
Delaware	122	102	12	2	12	0	0
Dewey	31	30	0	2	0	0	0
Ellis	16	16	1	0	0	0	0
Garfield	450	405	88	28	3	0	2
Garvin	260	249	21	2	1	0	2
Grady	349	313	39	19	0	0	1
Grant	19	18	3	1	0	0	0
Greer	40	37	4	0	0	0	1
Harmon	6	6	1	0	0	0	0
Harper	36	34	2	0	0	0	0
Haskell	106	102	4	2	0	0	0
Hughes	135	132	3	0	0	0	0
Jackson	97	83	16	9	2	0	0
Jefferson	12	9	2	0	1	0	0
Johnston	102	98	10	1	0	0	1
Kay	363	332	51	10	0	0	33
Kingfisher	90	88	24	1	0	0	0
Kiowa	88	82	7	2	1	0	1
Latimer	50	47	2	0	1	0	0
LeFlore	222	212	10	5	1	0	1
Lincoln	168	162	9	2	0	0	2
Logan	146	121	45	6	0	0	0
Love	53	50	5	0	0	0	0
Major	34	32	2	2	0	0	0
Marshall	88	86	7	5	0	0	0
Mayes	238	205	12	8	62	0	1
McClain	94	83	14	0	0	0	0
McCurtain	198	180	12	13	1	0	0
McIntosh	208	184	5	0	52	0	0
Murray	147	133	15	2	4	0	1
Muskogee	888	839	63	21	21	0	4
Noble	41	36	10	1	0	0	2
Nowata	34	31	1	3	0	0	1
Okfuskee	161	156	3	0	25	0	0
Oklahoma	4,973	4,406	898	97	84	0	88
Okmulgee	387	360	25	4	5	0	2
Osage	141	117	38	1	1	0	9
Ottawa	199	181	14	13	0	0	1
Pawnee	64	57	17	0	1	0	1
Payne	346	285	66	22	3	0	6
Pittsburgh	409	375	25	3	36	0	3
Pontotoc	378	342	32	20	18	0	3
Pottawatomie	313	260	49	16	0	0	21
Pushmataha	70	52	16	4	0	0	0
Roger Mills	16	12	4	0	0	0	0
Rogers	356	310	23	3	101	0	1
Seminole	357	342	29	0	0	0	3
Sequoyah	393	372	18	3	65	0	0
Stephens	129	114	21	2	20	0	4
Texas	98	88	12	1	0	0	0

Notes: The same client may be counted in more than one category, e.g., clients can receive services under more than one contract source, in more than one "County of Residence," or may have multiple "Other Indicators." Please see Definition page for other considerations.

Oklahoma Department of Mental Health and Substance Abuse Services
Counts of Admitted Clients Served by Funding Source for Various Categories During FY1993
SMI Clients

	Funding Source						
	Total	Mental Health	Substance Abuse	Domestic Violence	Residential Care	Medicaid	Other
Tillman	39	35	9	2	0	0	0
Tulsa	3,163	2,791	777	114	49	0	36
Wagoner	230	206	25	9	2	0	0
Washington	263	196	44	60	2	0	0
Washita	71	67	3	3	0	0	4
Woods	101	96	6	0	0	0	0
Woodward	247	192	31	13	25	0	1
Out of State/Unknown	145	101	32	16	5	0	1
Other Indicators							
Dual Diagnosis	4,651	4,528	808	2	46	0	74
Homeless	1,826	1,318	526	141	69	0	27

Notes: The same client may be counted in more than one category, e.g., clients can receive services under more than one contract source, in more than one "County of Residence," or may have multiple "Other Indicators." Please see Definition page for other considerations.

Definitions of Terms and Categorization Variables

The following are definitions of terms and categorization variables used in this Data Book report.

Admitted Clients Served

Admitted Clients Served had an admission transaction in the ICIS before or during the report year and had received a service during the year. They are counted only once in the total for each level of aggregation. This is called an unduplicated count.

Age

Client age is computed using the client's age at the middle of the fiscal year.

Contacts

Individuals are counted as contacts when they call or visit an agency, but are not admitted.

Funding Source

Funding Source helps identify the payment source of services. Frequently, clients receive services under multiple funding sources. The funding source categories for this report were Mental Health, Substance Abuse, Domestic Violence, Residential Care, Medicaid, and Other.

ICIS

The Oklahoma Department of Mental Health and Substance Abuse Services maintains an agency-wide database, the Integrated Client Information System (ICIS), to which all Department-funded services and transactions are reported. The ICIS contains demographic and service information about clients and agencies.

List of Agencies by Type

The following is a list of agencies by type that provided data during the Fiscal Year 1993:

AGENCY TYPE**AGENCY NAME****Community Mental Health**

ASSOCIATED CENTERS FOR THERAPY, INC.
BILL WILLIS MENTAL HEALTH
CARL ALBERT CMHC
CENTRAL OKLAHOMA CMHC
CHISHOLM TRAIL COUNSELING SERVICES
COMMUNITY COUNSELING CENTER
CREEKS MENTAL HEALTH SERVICES
EDWIN FAIR CMHC
FAMILY MENTAL HEALTHCENTER
GRAND LAKE M.H.C.
GREEN COUNTRY BEHAVIORAL HEALTH SERVICES
HOPE COMMUNITY SERVICES, INC.
JIM TALIAFERRO CMHC
MENTAL HEALTH SERVICES OF SOUTHERN OKLAHOMA
NORTH CARE CENTER
OK COUNTY CRISIS INTERVENTION CENTER
PARKSIDE, INC.
RED ROCK BEHAVIORAL HEALTH SERVICES
RED ROCK WEST
STAR MENTAL HEALTH
WESTERN STATE PSYCHIATRIC CENTER
WHEATLAND MENTAL HEALTHCENTER, INC.

Domestic Violence and Sexual Assault

ACMI HOUSE INC
ACTION ASSOCIATES, INC.
COMMUNITY CRISIS CENTER, INC.
CRISIS CONTROL CENTER
D.V. PROG. OF N. CENTRAL OK.
DOMESTIC ABUSE SAFE HOUSE-DASH
DOMESTIC VIOLENCE INTERVENTION SERVICES
FAMILY CRISIS & COUNSELING CENTER
FAMILY CRISIS CENTER, INC.
FAMILY SHELTER
HELP-IN-CRISIS, INC.
N.W. DOMESTIC CRISIS SERVICES
NEW DIRECTIONS, INC.
PROJECT SAFE, INC.
S.O.S. FOR FAMILIES
STILLWATER DOMESTIC VIOLENCE SERVICE INC.
TULSA SEXUAL ASSAULT NURSE EXAMINERS PROGRAM
WOMEN IN SAFE HOMES, INC.
WOMEN'S CRISIS SERVICES
WOMEN'S SERVICE & FAMILY RESOURCE CENTER
WOMENS RESOURCE CENTER
YWCA CRISIS CENTER
YWCA OF OKC CRISIS SERVICES

AGENCY TYPE	AGENCY NAME
Hospitals	EASTERN STATE HOSPITAL GRIFFIN MEMORIAL HOSPITAL OKLAHOMA YOUTH CENTER WESTERN STATE HOSPITAL
Other Agencies	CENTER FOR CHILDREN & FAMILIES CHILDREN'S MEDICAL CENTER DIVORCE VISITATION ARBITRATION GREAT PLAINS IMPROVEMENT FND. HIV RESOURCE CONSORTIUM HOMINY HEALTH SRVCS CENTER INC. PAWNEE TRIBE OF OKLAHOMA SUNBEAM FAMILY SERVICES TULSA METROPOLITAN MINISTRY
Residential Care	AUTUMN YEARS RESIDENT RANCH BOLEY RESIDENTIAL CARE HOME CONNECTIONS RESIDENTIAL CARE COPP'S RESIDENTIAL CARE, INC. COUNTRY COTTAGE RESID. CARE COUNTRY LANE RESID. CARE HOME DON MENTZER FACILITY DOW RESIDENTIAL CARE HOME DUNCAN COMMUNITY RESIDENCE INC EDNA LEE'S RESIDENTIAL CARE ELM TREE HOUSE FAIR OAKS GREEN ACRES LAKE FRANCIS RETIREMENT CENTER LAKEVIEW LODGING LEXINGTON ROOM & BOARD MILLER COZY HOME, INC. NORTH FORK RESIDENTIAL CARE PARKVIEW RESIDENTIAL CARE PATHWAYS SUPPORTIVE LIVING CENTER RAMBLING ROSE RESIDENTIAL CARE SANTE FE RESIDENTIAL CARE SOUTHWEST RETIREMENT HOME, INC SUGAR MOUNTAIN RETREAT SUNNY ACRES BOARDING MANOR, INC. SUNNY ACRES RESIDENTIAL CARE VIAN RESIDENTIAL CARE WESTCARE SUPP LIVING CENTER

AGENCY TYPE**AGENCY NAME**

Substance Abuse

ADA AREA CHEMICAL DEPENDENCY CENTER, INC.
ALPHA II, INC.
BRIDGEWAY
CAA TURNING POINT
CARVER CENTER
COMMUNITY ALCOHOLISM SERVICES
CROSSROADS COUNSELING
DRUG RECOVERY, INC.
EAGLE RIDGE INSTITUTE
EDMOND FAMILY SERVICES, INC.
FT. SUPPLY AL/DG TX CENTER
GATEWAY TO PREVENTION/RECOVERY
HOUSE OF HOPE, INC.
INDIAN HEALTH CARE RESOURCE CENTER
KIAMICHI COUNCIL ON ALCOHOLISM
LEFLORE COUNTY YOUTH & FAMILY SERVICES, INC.
LIFE IMPROVEMENT CENTER
LOGAN COUNTY YOUTH AND FAMILY SERVICES INC.
METRO TULSA SUBSTANCE ABUSE SERVICES
MONARCH, INC.
MOORE ALCOHOL AND DRUG CENTER
MUSKOGEE CO COUNCIL YTH SV
N.E. OK COUNCIL ON ALCOHOLISM
N.W. FAMILY SERVICES, INC.
NAIC CENTER OF OKLAHOMA ALCOHOL & DRUG SERVICES, INC.
NATIVE AMERICAN CENTER OF RECOVERY
NEW HOPE OF MANGUM
NORMAN ALCOHOL AND DRUG TREATMENT CENTER
OPPORTUNITIES, INC.
PAYNE CO COUNSELING SERVICES, INC.
ROADBACK, INC.
ROGERS COUNTY DRUG ABUSE PROGRAM, INC.
S.W. YOUTH & FAMILY SERVICES
SECOND CHANCE CDU
SOAARR, INC.
STARTING POINT II, INC.
STREET SCHOOL, INC.
THE NEXT STEP NETWORK, INC.
THE OAKS BEHAVIORAL HEALTH CENTER
THE REFERRAL CENTER
TRI-CITY SUBSTANCE ABUSE CENTER
TRI-CITY YOUTH & FAMILY CENTER
TULSA REGIONAL MED. CENTER
TURNING POINT
TWELVE & TWELVE, INC.
VINITA ALCOHOL AND DRUG TREATMENT CENTER
WOMEN'S TREATMENT CENTER

ODMHSAS

Refers to the Oklahoma Department of Mental Health and Substance Abuse Services.

Other Indicators

There are several groups of clients that are of special interest because they have special treatment needs, state or federal requirements regarding their placement or the services they receive, or because they are part of a priority population. The definitions of these groups and criteria for their selection are provided below:

- **Deaf and Hearing Impaired**

Clients who are deaf, hard of hearing, or indicated the need for an interpreter for the deaf were grouped to form the Deaf and Hearing Impaired category.

- **Homeless**

A homeless person under ICIS criteria is a person who: (a) lacks a fixed, regular and adequate night time residence AND (b) has a primary night time residence that is a supervised publicly or privately operated shelter designed to provide temporary living accommodations including welfare hotels, congregate shelters, halfway houses, and transitional housing for the mentally ill; or an institution that provides a temporary residence for individuals intended to be institutionalized; or a public or private place not designed for, or ordinarily used as, a regular sleeping accommodation for human beings, not limited to people living on the streets. Individuals are considered homeless if they have lost their permanent residence, and are temporarily living in a shelter to avoid being on the street. Prisoners being released or in the custody of a correctional facility are not considered homeless at the time of admission for treatment. The definition also excludes persons in a hospital, residential care facility, commercial hotel/motel, supervised apartment, or living with parent/other relative (even if only temporarily). The definition does include domestic violence and sexual assault shelters, as the persons have fled a residence that is not adequate (i.e., not safe).

- **Legal Status**

Legal Status has three categories; Voluntary, Civil Involuntary, and Criminal Involuntary. The categories of legal status (with ICIS codes) are as follows:

Voluntary. These clients enter treatment voluntarily and are coded Voluntary Admission (01), Court Voluntary (02), Informal Admission (16), or Other (18).

Civil Involuntary. These clients are required by the court system to receive services, even though they may be reluctant. They are coded Court Commitment (03), Order of Detention (06), Juvenile Court Order (07), Transfer – Other Legal Entity (08), Court Ordered Juveniles in Need of Treatment, DHS given custody (10), Court Ordered Juveniles in Need of Treatment Parental Custody Retained (11), Emergency Detention (12), Continued Court Detention (13), 28-Day Court Commitment (14), or Protective Custody (17).

Criminal Involuntary. These clients are required to receive services because they have been accused of or have committed a crime. Codes include the following; Incompetent to Stand Trial (04), Not Guilty by Reason of Insanity (05), Court Order for Observation and Evaluation (09), Court Referred DUI Clients (15), Criminal Hold (20), or Court Commit with Hold (21).

- **Adults with Serious Mental Illness (SMI)**

SMI denotes clients who have been identified **at any time** as having a serious mental illness using the formal ODMHSAS definition. According to this definition, an Adult with a Serious Mental Illness must be an individual 18 years of age or older.

- **Children with a Serious Emotional Disturbance (SED)**

SED refers to children who meet departmental criteria for having a Serious Emotional Disturbance.

- **Any Alcohol/Drug Problem**

A substance abuse client is one who has one or more DSM-IV Axis I primary, secondary or tertiary diagnoses from categories 1.a. or 1.b. (in the Dual Diagnosis definition below) or one or more ICIS Substance Abuse Related Problems (710-731, 741-743). Clients identified only as co-dependents are not identified as substance abusers.

- **Dual Diagnosis Client**

A dual diagnosis client is one who meets the criteria for having a substance abuse diagnosis from categories 1.a. or 1.b. below and meets the criteria for a mental illness based on one or more DSM-IV Axis II primary, secondary, or tertiary diagnoses from categories 2.a. through 2.e. below.

- 1.a. Psychoactive Substance Induced Organic Disorders: 291.0-291.8, 292.0-292.83, 292.89-282.99
- b. Psychoactive Substance Use Disorders: 303.0-305.99.
- 2.a. Schizophrenia: 295.10, 295.20, 295.30, 295.40, 295.60, 295.70, 295.90
- b. Delusional (Paranoid) Disorder: 297.1
- c. Other Psychotic Disorders: 295.40, 295.70, 297.3, 298.8, 298.9, 297.1, 297.3
- d. Mood Disorders: 296.20-296.7
- e. Borderline Personality Disorder: 301.83

Presenting Problem/Diagnosis

Categories for this variable are based on the DSM-IV primary diagnosis or primary presenting problem. If the admitting agency has clinicians qualified to make a diagnosis, the diagnosis is used, otherwise, a presenting problem is used to define a client's category.

Categories	Codes
Developmental Disorders	
DSM-IV Codes:	302.5-302.69, 302.85, 307-307.39, 307.5-307.99, 309.21, 312-312.29, 312.9-313.21, 313.81-313.89, 314-314.99, 315-319.99, 299-299.99
Presenting Problems:	210, 240
Non Alcohol/Drug Related Organic	
DSM-IV Codes:	290-290.99, 293-293.83, 294-294.80, 310-310.10
Alcohol Abuse	
DSM-IV Codes:	291-291.99, 293.9, 303-303.99, 305-305.02
Presenting Problems:	741, 710, 711
Other Substance Abuse	
DSM-IV Codes:	305.1-305.99, 292-292.99, 304-304.99
Presenting Problems:	742, 743, 744, 720-731
Schizophrenia	
DSM-IV Codes:	295 (excluding 295.4, 295.7)

Categories	Codes
Other Psychotic	
DSM-IV Codes:	297-298.9, 295.40, 294.9, 295.70
Presenting Problems:	510-530, 650
Mood Disorders	
DSM-IV Codes:	296-296.99 301.13, 300.4-300.49, 293.89, 311-311.99
Presenting Problems:	500-503
Other Non-Psychotic	
DSM-IV Codes:	300-300.39, 300.6-300.99, 302-302.49, 302.7-302.84, 302.89-302.99, 307-4-307.49, 307.8, 312.8, 308.3-309.19, 309.23-309.99, 312.3, 316-316.99, 780.50
Personality Disorders	
DSM-IV Codes:	301-301.9
Social Conditions	
DSM-IV Codes:	V40.00-V40.60, V61-V71.02, 955.5-995.81
Presenting Problems:	740, 450, 620-632, 311-420
Deferred/No Diagnosis	
DSM-IV Codes:	799.9-799.90, V71.09
Presenting Problems:	110, 130

Race

The Unknown category was utilized to group Clients who made no selection from the choices below indicating their race.

The following groupings are used for reporting race:

- White
- Black
- Native American
- Hispanic
- Asian
- Unknown

Various Categories:

In response to many special report requests in past years, the special reports table was generated to address the majority of those requests.

Description of the Data Book

This Data Book displays Counts of Admitted Clients Served by Funding Source for Sex, Age, Race, Presenting Problem/Diagnosis, County of Residence, and Other Indicators. It contains six tables presenting data for 1) Statewide Total, 2) Agency, 3) Agency Type, 4) County of Residence, 5) Planning Area, and 6) Various Categories.

Admitted Clients Served by Funding Source

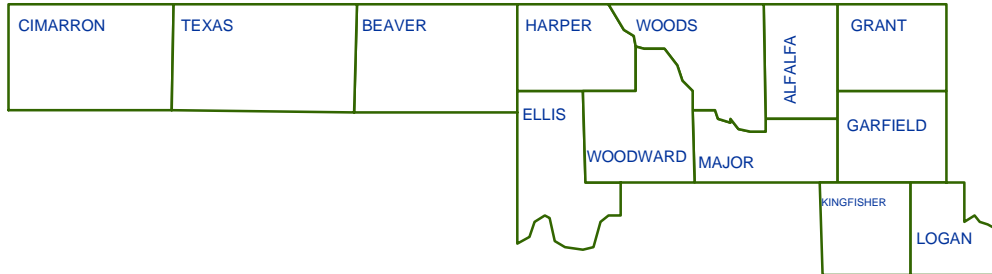
Admitted Clients Served are clients who have an admission transaction in the ICIS before or during the report year and had received a service during the report year. They are counted only once in the total for each level of aggregation or category in which they appear. This is called an unduplicated count. For example, a client may receive services at one hospital and then receive services at another hospital in the same year. This client would be counted twice (once at each hospital) in the agency report, but only once in the agency type and statewide tables. Because information such as age and sex should remain constant (except for data entry errors), counts for categories of these variables will sum to the total clients served on each table. Variables that might change from admission at one facility to admission at another or over time, (e.g., legal status, diagnosis, and target population) can be counted in more than one category and should not be summed.

This Data Book shows only clients who were admitted for services and excludes contacts. It enumerates admitted clients, but further limits the counts to specific subgroups of the client population. Each individual counted has received a service at some time during the year regardless of the year he/she was admitted. Clients are grouped by frequently referenced demographics: Sex, Age, Race, Presenting Problem/Diagnosis, County of Residence, and Other Indicators. A client may be in more than one of these groups, or a client's group may change during the year. As a result, the sum of target populations exceeds the total number served. However, for any given population, the age, race, and sex, which do not change (age is calculated as of a single point in time), are unduplicated counts and should equal the total.

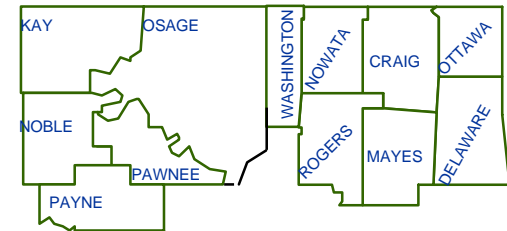
OKLAHOMA DEPARTMENT OF MENTAL HEALTH
AND SUBSTANCE ABUSE SERVICES

Planning Areas

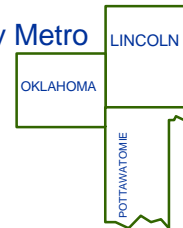
Northwest



Northeast



Oklahoma City Metro



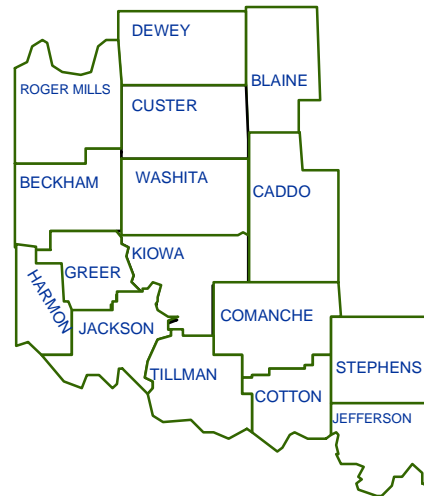
Tulsa Metro



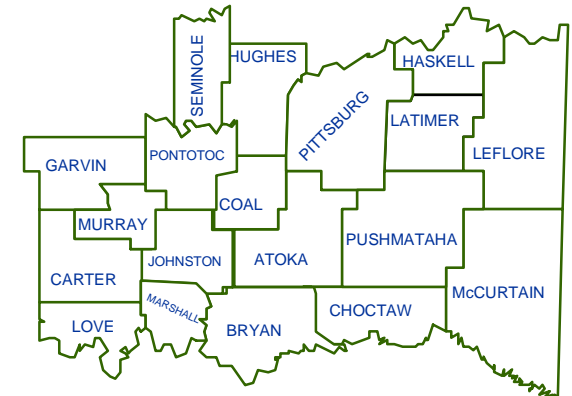
East Central



Central



Southwest



Southeast