

data

BOOK FOR FISCAL YEAR 1994

Admitted Clients Served
By Funding Source

Table 6. Counts of Admitted
Clients Served for Various
Categories

DATA BOOK FOR FISCAL YEAR 1994

Published by

Oklahoma Department of Mental Health and Substance Abuse
Services

Prepared by

Ali Akour, Ph.D.

Data Analyst, Evaluation and Data Analysis Section
Decision Support Services

2002

Terry Cline, Ph.D., Commissioner
Steve Davis, Ph.D., Director of Decision Support Services
Mark Reynolds, Ed. D., Evaluation & Data Analysis Data Projects Manager

Public Domain Notice

The Data Book for Fiscal Year 1994 is in the public domain and may be reproduced or copied without permission from the Oklahoma Department of Mental Health and Substance Abuse Services. However, this publication may not be reproduced or distributed for a fee without the specific, written authorization of Oklahoma Department of Mental Health and Substance Abuse Services. Citation of the source is appreciated.

Electronic Access to Publication

This publication is available on the World Wide Web at:
<http://www.odmhsas.org/specialreports.htm>

How to Contact Us

**Oklahoma Department of Mental Health and Substance Abuse Services
Evaluation and Data Analysis Section**

P.O. Box 53277

Oklahoma City, OK 73152-3277

(405) 522-3813

Contents

Introduction

Admitted Clients Served by Funding Source

- Table 1. Counts of Admitted Clients Served for **Statewide Total**
- Table 2. Counts of Admitted Clients Served for each **Agency**
- Table 3. Counts of Admitted Clients Served for each **Agency Type**
- Table 4. Counts of Admitted Clients Served for each **County of Residence**
- Table 5. Counts of Admitted Clients Served for each **Planning Area**
- Table 6. Counts of Admitted Clients Served for **Various Categories**

Appendix

Definitions of Terms and Categorization Variables

Description of the Data Book

Map of Planning Areas

DATA BOOK FOR FISCAL YEAR 1994

Introduction

Prior to Fiscal Year 1999, any client seen at an Oklahoma Department of Mental Health and Substance Abuse Services (ODMHSAS) contracted facility was reported, regardless of who paid for the service. Starting with Fiscal Year 1999, only clients funded in full or in part by ODMHSAS were reported. Therefore, previous years' reported client counts will be larger than in following years.

During the Fiscal Year 1994, the State of Oklahoma expenditures on community mental health services, inpatient facilities, substance abuse services, domestic violence/sexual assault services, and departmental management amounted to approximately \$151 million dollars. An unduplicated total of approximately 84,281 recipients were served system-wide in FY 1994. The unduplicated total of 84,281 recipients consists of 61,239 recipients that were admitted and served and 23,042 recipients that were contacts. This Data Book report is generated to provide basic information about these recipients for policy makers, interest groups, and others working to improve the quality of life for those in need.

The Data Book report is produced by the Evaluation and Data Analysis Section of the Decision Support Services Division at the ODMHSAS. The report summarizes demographic information for clients served in agencies operated by or funded through ODMHSAS. To create the Data Book report, data are extracted from the ODMHSAS Integrated Client Information System (ICIS). ICIS contains demographic and service information about service recipients and agencies.

This Data Book report focuses on Admitted Clients Served by Funding Source. To meet the specific needs of a variety of entities, the information is divided into tables and each table presents a different view of the data. Definitions of terms and a map of planning areas are also provided.

Oklahoma Department of Mental Health and Substance Abuse Services

Counts of Admitted Clients Served by Funding Source for Various Categories During FY1994

Age: < 18

	Total	Funding Source					Other
		Mental Health	Substance Abuse	Domestic Violence	Residential Care	Medicaid	
Total							
Unduplicated Count	12,507	6,573	2,170	3,927	1	0	1,035
Agency Type							
Community Mental Health	6,742	6,328	228	0	0	0	921
Domestic Violence and Sexual Assault	3,945	3	0	3,927	0	0	36
Hospital	320	319	0	0	0	0	13
Other	101	78	28	0	0	0	0
Residential Care	1	0	0	0	1	0	0
Substance Abuse	1,948	0	1,922	0	0	0	70
Sex							
Female	5,763	2,901	921	2,017	1	0	438
Male	6,744	3,672	1,249	1,910	0	0	597
Age							
0-04	2,644	580	234	1,827	0	0	136
05-17	9,863	5,993	1,936	2,100	1	0	899
Race							
White	8,626	5,045	1,503	2,215	0	0	656
Black	1,950	688	339	897	1	0	235
Native American	1,290	579	218	525	0	0	114
Hispanic	604	243	106	261	0	0	25
Asian	66	25	10	30	0	0	5
Presenting Problem/Diagnosis							
Alcohol Abuse	318	21	295	0	0	0	16
Developmental Disorder	2,015	1,875	57	1	0	0	320
Mood Disorder	1,414	1,363	72	0	0	0	108
Non Alcohol/Drug Related Organic	32	23	9	0	0	0	13
Other Non-Psychotic	1,863	1,733	65	0	0	0	246
Other Psychotic	63	59	3	0	0	0	6
Personality Disorder	13	11	1	0	0	0	1
Schizophrenia	45	43	6	0	0	0	2
Social Conditions	5,873	1,102	904	3,850	1	0	243
Substance Related	816	53	757	0	0	0	56
Deferred/No Diagnosis	568	460	27	78	0	0	30
County of Residence							
Adair	76	38	2	37	0	0	0
Alfalfa	11	7	0	4	0	0	0
Atoka	35	17	14	4	0	0	2
Beaver	1	0	0	0	0	0	1
Beckham	99	78	2	17	0	0	5
Blaine	57	50	2	4	0	0	10
Bryan	246	158	6	88	0	0	13
Caddo	67	34	22	13	0	0	2
Canadian	310	250	29	33	0	0	8
Carter	203	170	8	26	0	0	7
Cherokee	163	81	6	76	0	0	1
Choctaw	45	20	6	19	0	0	0
Cimarron	2	0	0	2	0	0	0
Cleveland	506	226	210	84	0	0	20
Coal	30	11	7	12	0	0	4
Comanche	424	168	22	242	0	0	3

Notes: The same client may be counted in more than one category, e.g., clients can receive services under more than one contract source, in more than one "County of Residence," or may have multiple "Other Indicators." Please see Definition page for other considerations.

Oklahoma Department of Mental Health and Substance Abuse Services

Counts of Admitted Clients Served by Funding Source for Various Categories During FY1994

Age: < 18

	Funding Source						
	Total	Mental Health	Substance Abuse	Domestic Violence	Residential Care	Medicaid	Other
Cotton	10	6	0	4	0	0	0
Craig	32	24	5	3	0	0	0
Creek	112	75	8	33	0	0	0
Custer	151	85	5	56	0	0	14
Delaware	157	125	15	11	0	0	31
Dewey	11	6	0	5	0	0	0
Ellis	9	3	0	6	0	0	0
Garfield	309	196	19	97	0	0	2
Garvin	112	92	3	18	0	0	1
Grady	268	103	109	74	0	0	9
Grant	12	4	1	7	0	0	0
Greer	28	15	1	9	0	0	5
Harmon	14	1	0	13	0	0	0
Harper	3	2	1	0	0	0	0
Haskell	20	15	0	5	0	0	0
Hughes	25	7	3	15	0	0	2
Jackson	157	25	3	124	0	0	10
Jefferson	4	3	1	0	0	0	0
Johnston	45	29	8	8	0	0	0
Kay	235	155	5	71	0	0	20
Kingfisher	46	45	1	0	0	0	0
Kiowa	51	31	5	15	0	0	4
Latimer	22	16	3	5	0	0	0
LeFlore	141	33	29	83	0	0	0
Lincoln	245	151	31	15	0	0	161
Logan	157	92	59	9	0	0	5
Love	38	32	0	6	0	0	1
Major	15	13	0	2	0	0	0
Marshall	67	47	1	19	0	0	3
Mayes	148	95	3	52	0	0	7
McClain	43	23	13	2	0	0	10
McCurtain	181	38	29	118	0	0	0
McIntosh	112	99	20	11	0	0	0
Murray	63	56	4	3	0	0	5
Muskogee	696	545	63	140	1	0	2
Noble	36	23	2	9	0	0	5
Nowata	26	8	1	17	0	0	1
Okfuskee	24	17	5	5	0	0	0
Oklahoma	2,760	1,416	686	597	0	0	372
Okmulgee	85	61	9	18	0	0	1
Osage	160	91	34	37	0	0	18
Ottawa	257	114	77	68	0	0	34
Pawnee	60	25	8	25	0	0	5
Payne	267	65	18	154	0	0	66
Pittsburgh	162	110	42	22	0	0	1
Pontotoc	238	123	11	103	0	0	20
Pottawatomie	284	128	81	81	0	0	118
Pushmataha	30	12	10	10	0	0	0
Roger Mills	9	6	0	3	0	0	0
Rogers	148	131	8	15	0	0	0
Seminole	91	61	23	8	0	0	13
Sequoyah	77	64	2	12	0	0	0
Stephens	31	14	2	15	0	0	1

Notes: The same client may be counted in more than one category, e.g., clients can receive services under more than one contract source, in more than one "County of Residence," or may have multiple "Other Indicators." Please see Definition page for other considerations.

Oklahoma Department of Mental Health and Substance Abuse Services

Counts of Admitted Clients Served by Funding Source for Various Categories During FY1994

Age: < 18

	Funding Source						
	Total	Mental Health	Substance Abuse	Domestic Violence	Residential Care	Medicaid	Other
Texas	26	9	2	15	0	0	1
Tillman	14	5	0	8	0	0	1
Tulsa	960	298	193	489	0	0	3
Wagoner	88	32	6	49	0	0	1
Washington	354	101	36	245	0	0	0
Washita	52	31	3	17	0	0	4
Woods	73	70	3	2	0	0	0
Woodward	124	56	5	62	0	0	4
Out of State/Unknown	344	7	131	207	0	0	0
Other Indicators							
Dual Diagnosis	291	245	48	0	0	0	20
Homeless	1,098	109	97	894	0	0	9
SED (6-17)	2,761	2,547	278	6	0	0	229

Notes: The same client may be counted in more than one category, e.g., clients can receive services under more than one contract source, in more than one "County of Residence," or may have multiple "Other Indicators." Please see Definition page for other considerations.

Oklahoma Department of Mental Health and Substance Abuse Services

Counts of Admitted Clients Served by Funding Source for Various Categories During FY1994

Age: 12 to 17

	Total	Funding Source					Other
		Mental Health	Substance Abuse	Domestic Violence	Residential Care	Medicaid	
Total							
Unduplicated Count	5,438	3,472	1,577	549	1	0	513
Agency Type							
Community Mental Health	3,497	3,320	147	0	0	0	445
Domestic Violence and Sexual Assault	551	0	0	549	0	0	1
Hospital	258	258	0	0	0	0	5
Other	37	21	20	0	0	0	0
Residential Care	1	0	0	0	1	0	0
Substance Abuse	1,444	0	1,418	0	0	0	67
Sex							
Female	2,593	1,672	626	379	1	0	214
Male	2,845	1,800	951	170	0	0	299
Age							
05-17	5,438	3,472	1,577	549	1	0	513
Race							
White	4,078	2,680	1,187	334	0	0	334
Black	604	339	163	101	1	0	101
Native American	516	323	146	71	0	0	58
Hispanic	227	116	77	37	0	0	16
Asian	33	18	9	6	0	0	4
Presenting Problem/Diagnosis							
Alcohol Abuse	315	21	292	0	0	0	16
Developmental Disorder	974	922	33	1	0	0	149
Mood Disorder	1,041	1,010	59	0	0	0	71
Non Alcohol/Drug Related Organic	17	17	1	0	0	0	2
Other Non-Psychotic	818	775	26	0	0	0	88
Other Psychotic	56	52	3	0	0	0	6
Personality Disorder	11	10	0	0	0	0	1
Schizophrenia	41	40	5	0	0	0	2
Social Conditions	1,483	487	427	543	1	0	117
Substance Related	803	52	745	0	0	0	53
Deferred/No Diagnosis	228	210	12	5	0	0	14
County of Residence							
Adair	33	30	2	2	0	0	0
Alfalfa	5	5	0	0	0	0	0
Atoka	18	5	12	1	0	0	2
Beaver	1	0	0	0	0	0	1
Beckham	46	37	2	5	0	0	4
Blaine	27	25	0	0	0	0	6
Bryan	90	78	2	12	0	0	8
Caddo	20	10	8	1	0	0	2
Canadian	144	117	26	6	0	0	4
Carter	89	81	7	3	0	0	6
Cherokee	61	54	2	5	0	0	1
Choctaw	18	11	3	4	0	0	0
Cleveland	306	137	172	12	0	0	10
Coal	13	4	7	2	0	0	3
Comanche	137	79	21	43	0	0	2
Cotton	2	2	0	0	0	0	0
Craig	12	11	1	0	0	0	0

Notes: The same client may be counted in more than one category, e.g., clients can receive services under more than one contract source, in more than one "County of Residence," or may have multiple "Other Indicators." Please see Definition page for other considerations.

Oklahoma Department of Mental Health and Substance Abuse Services

Counts of Admitted Clients Served by Funding Source for Various Categories During FY1994

Age: 12 to 17

	Funding Source						
	Total	Mental Health	Substance Abuse	Domestic Violence	Residential Care	Medicaid	Other
Creek	60	52	7	5	0	0	0
Custer	51	32	4	10	0	0	10
Delaware	75	67	7	1	0	0	10
Dewey	2	2	0	0	0	0	0
Ellis	2	1	0	1	0	0	0
Garfield	147	120	3	24	0	0	2
Garvin	51	45	3	4	0	0	1
Grady	144	65	80	7	0	0	8
Grant	4	3	0	1	0	0	0
Greer	18	14	1	1	0	0	3
Harmon	1	1	0	0	0	0	0
Harper	3	2	1	0	0	0	0
Haskell	5	4	0	1	0	0	0
Hughes	8	5	3	2	0	0	0
Jackson	43	15	1	23	0	0	7
Jefferson	2	1	1	0	0	0	0
Johnston	19	10	7	2	0	0	0
Kay	94	79	5	12	0	0	8
Kingfisher	32	32	0	0	0	0	0
Kiowa	22	19	0	3	0	0	2
Latimer	13	11	2	1	0	0	0
LeFlore	53	23	27	6	0	0	0
Lincoln	109	64	20	2	0	0	85
Logan	90	57	34	2	0	0	2
Love	13	13	0	0	0	0	1
Major	10	10	0	0	0	0	0
Marshall	33	32	1	0	0	0	2
Mayes	73	66	2	7	0	0	4
McClain	27	14	11	0	0	0	4
McCurtain	59	19	24	19	0	0	0
McIntosh	68	63	17	3	0	0	0
Murray	37	33	4	0	0	0	5
Muskogee	294	260	46	14	1	0	2
Noble	14	10	2	2	0	0	3
Nowata	6	3	1	2	0	0	1
Okfuskee	16	14	3	0	0	0	0
Oklahoma	1,227	652	511	62	0	0	153
Okmulgee	41	38	2	2	0	0	0
Osage	77	54	22	6	0	0	8
Ottawa	89	45	39	9	0	0	8
Pawnee	20	14	2	1	0	0	4
Payne	87	49	11	11	0	0	32
Pittsburgh	82	53	33	5	0	0	1
Pontotoc	97	70	10	17	0	0	16
Pottawatomie	113	65	50	14	0	0	57
Pushmataha	16	7	8	3	0	0	0
Roger Mills	3	3	0	0	0	0	0
Rogers	106	101	8	2	0	0	0
Seminole	62	40	22	0	0	0	13
Sequoyah	47	46	1	1	0	0	0
Stephens	12	10	2	0	0	0	1
Texas	11	7	2	2	0	0	1
Tillman	4	3	0	0	0	0	1

Notes: The same client may be counted in more than one category, e.g., clients can receive services under more than one contract source, in more than one "County of Residence," or may have multiple "Other Indicators." Please see Definition page for other considerations.

Oklahoma Department of Mental Health and Substance Abuse Services
Counts of Admitted Clients Served by Funding Source for Various Categories During FY1994
Age: 12 to 17

	Funding Source						
	Total	Mental Health	Substance Abuse	Domestic Violence	Residential Care	Medicaid	
Tulsa	305	143	121	54	0	0	3
Wagoner	33	23	5	4	0	0	1
Washington	130	50	27	65	0	0	0
Washita	23	18	1	2	0	0	3
Woods	46	46	2	0	0	0	0
Woodward	66	47	5	13	0	0	4
Out of State/Unknown	157	5	121	32	0	0	0
Other Indicators							
Dual Diagnosis	284	240	46	0	0	0	18
Homeless	198	71	21	106	0	0	7
SED (6-17)	1,850	1,667	238	1	0	0	153

Notes: The same client may be counted in more than one category, e.g., clients can receive services under more than one contract source, in more than one "County of Residence," or may have multiple "Other Indicators." Please see Definition page for other considerations.

Oklahoma Department of Mental Health and Substance Abuse Services

Counts of Admitted Clients Served by Funding Source for Various Categories During FY1994

Age: 18 to 64

	Total	Funding Source					Other
		Mental Health	Substance Abuse	Domestic Violence	Residential Care	Medicaid	
Total							
Unduplicated Count	46,170	25,872	24,876	4,881	1,332	0	1,882
Agency Type							
Community Mental Health	29,356	23,820	13,395	0	0	0	1,438
Domestic Violence and Sexual Assault	5,050	0	345	4,828	0	0	42
Hospital	4,004	4,004	0	0	0	0	0
Other	536	231	267	54	0	0	0
Residential Care	1,334	15	0	0	1,332	0	0
Substance Abuse	12,128	39	11,882	0	0	0	402
Sex							
	1	1	0	0	0	0	0
Female	24,522	14,422	10,682	4,421	477	0	932
Male	21,647	11,449	14,194	460	855	0	950
Age							
18-20	2,389	1,276	1,059	410	38	0	100
21-24	4,616	2,332	2,277	824	62	0	163
25-34	15,160	7,989	8,085	2,001	285	0	600
35-44	13,691	7,653	7,857	1,191	398	0	592
45-54	6,874	4,364	3,731	369	303	0	275
55-64	3,440	2,258	1,867	86	246	0	152
Race							
White	35,158	20,805	18,098	3,482	969	0	1,159
Black	6,018	2,718	3,914	602	196	0	555
Native American	3,757	1,747	2,245	549	130	0	120
Hispanic	1,206	537	578	214	34	0	37
Asian	209	124	87	36	6	0	11
Presenting Problem/Diagnosis							
Alcohol Abuse	7,867	1,744	6,839	21	20	0	227
Developmental Disorder	330	242	97	7	34	0	41
Mood Disorder	12,036	9,715	5,286	7	62	0	453
Non Alcohol/Drug Related Organic	653	460	357	0	0	0	56
Other Non-Psychotic	5,106	4,480	1,347	4	19	0	171
Other Psychotic	3,014	2,266	1,238	2	324	0	97
Personality Disorder	709	567	294	0	0	0	42
Schizophrenia	5,199	3,987	3,079	0	0	0	304
Social Conditions	8,253	1,577	1,210	4,757	889	0	236
Substance Related	6,660	1,033	5,953	28	11	0	227
Deferred/No Diagnosis	1,930	1,435	615	60	54	0	28
County of Residence							
Adair	196	150	23	24	22	0	1
Alfalfa	79	53	26	4	0	0	1
Atoka	177	123	56	3	1	0	2
Beaver	40	24	13	1	1	0	2
Beckham	533	267	357	18	26	0	20
Blaine	180	86	118	6	0	0	7
Bryan	662	457	307	73	1	0	5
Caddo	281	171	119	20	0	0	3
Canadian	876	678	448	50	66	0	6
Carter	767	422	416	52	1	0	77
Cherokee	652	484	123	80	79	0	7

Notes: The same client may be counted in more than one category, e.g., clients can receive services under more than one contract source, in more than one "County of Residence," or may have multiple "Other Indicators." Please see Definition page for other considerations.

Oklahoma Department of Mental Health and Substance Abuse Services

Counts of Admitted Clients Served by Funding Source for Various Categories During FY1994

Age: 18 to 64

	Funding Source						
	Total	Mental Health	Substance Abuse	Domestic Violence	Residential Care	Medicaid	Other
Choctaw	292	124	129	47	4	0	0
Cimarron	31	15	16	3	1	0	0
Cleveland	2,423	1,246	867	137	220	0	176
Coal	102	52	37	15	0	0	4
Comanche	1,564	969	515	242	62	0	42
Cotton	49	29	16	2	4	0	0
Craig	555	427	371	3	201	0	1
Creek	665	418	502	53	0	0	5
Custer	610	317	313	58	1	0	19
Delaware	290	209	158	15	10	0	4
Dewey	49	26	20	7	1	0	0
Ellis	27	18	5	4	0	0	0
Garfield	985	608	362	146	15	0	13
Garvin	420	247	248	17	0	0	2
Grady	755	545	445	87	0	0	3
Grant	37	29	6	6	0	0	0
Greer	107	64	42	11	0	0	4
Harmon	33	19	9	8	0	0	0
Harper	42	35	3	4	0	0	3
Haskell	121	102	18	3	0	0	0
Hughes	182	140	46	10	1	0	1
Jackson	455	220	108	156	2	0	8
Jefferson	33	20	19	1	1	0	0
Johnston	192	155	77	7	0	0	2
Kay	879	651	304	76	4	0	67
Kingfisher	143	118	67	4	0	0	0
Kiowa	205	119	89	19	1	0	5
Latimer	79	67	7	5	2	0	0
LeFlore	401	304	39	70	1	0	0
Lincoln	326	88	179	15	0	0	173
Logan	341	189	153	15	0	0	7
Love	109	72	48	7	1	0	1
Major	59	48	6	7	0	0	0
Marshall	172	143	62	7	1	0	2
Mayes	470	305	199	50	73	0	11
McClain	168	89	74	6	1	0	4
McCurtain	584	226	228	160	3	0	1
McIntosh	323	257	196	12	51	0	2
Murray	275	174	143	4	5	0	0
Muskogee	1,774	1,477	696	116	42	0	3
Noble	182	93	88	9	12	0	1
Nowata	119	79	70	11	0	0	1
Okfuskee	193	153	130	3	31	0	2
Oklahoma	9,595	4,241	6,160	706	139	0	766
Okmulgee	502	384	335	16	26	0	2
Osage	408	253	242	24	0	0	5
Ottawa	457	271	312	57	0	0	12
Pawnee	202	86	137	16	1	0	3
Payne	1,296	495	829	193	2	0	11
Pittsburgh	702	519	170	20	34	0	1
Pontotoc	841	331	447	213	16	0	8
Pottawatomie	771	181	449	120	1	0	231
Pushmataha	171	89	68	23	0	0	0

Notes: The same client may be counted in more than one category, e.g., clients can receive services under more than one contract source, in more than one "County of Residence," or may have multiple "Other Indicators." Please see Definition page for other considerations.

Oklahoma Department of Mental Health and Substance Abuse Services

Counts of Admitted Clients Served by Funding Source for Various Categories During FY1994

Age: 18 to 64

	Funding Source						
	Total	Mental Health	Substance Abuse	Domestic Violence	Residential Care	Medicaid	Other
Roger Mills	33	21	12	1	2	0	1
Rogers	672	428	423	18	68	0	2
Seminole	600	270	441	22	1	0	10
Sequoyah	519	464	59	15	69	0	0
Stephens	367	237	149	22	22	0	1
Texas	277	179	91	17	0	0	6
Tillman	94	59	26	14	1	0	7
Tulsa	7,547	3,416	5,477	657	50	0	99
Wagoner	401	259	139	43	6	0	0
Washington	990	325	425	493	2	0	1
Washita	150	86	65	17	0	0	5
Woods	199	165	34	4	0	0	0
Woodward	509	309	123	84	24	0	1
Out of State/Unknown	626	175	290	182	10	0	13
Other Indicators							
Dual Diagnosis	7,666	5,854	4,242	36	42	0	303
Homeless	4,206	1,584	2,349	857	126	0	55

Notes: The same client may be counted in more than one category, e.g., clients can receive services under more than one contract source, in more than one "County of Residence," or may have multiple "Other Indicators." Please see Definition page for other considerations.

Oklahoma Department of Mental Health and Substance Abuse Services

Counts of Admitted Clients Served by Funding Source for Various Categories During FY1994

Age: 55 or older

	Total	Funding Source					
		Mental Health	Substance Abuse	Domestic Violence	Residential Care	Medicaid	Other
Total							
Unduplicated Count	6,002	3,818	3,081	112	438	0	560
Agency Type							
Community Mental Health	5,158	3,568	2,608	0	0	0	541
Domestic Violence and Sexual Assault	114	0	8	112	0	0	3
Hospital	421	421	0	0	0	0	0
Other	26	13	14	0	0	0	0
Residential Care	438	0	0	0	438	0	0
Substance Abuse	477	2	472	0	0	0	16
Sex							
Female	3,889	2,539	1,879	98	240	0	415
Male	2,113	1,279	1,202	14	198	0	145
Age							
55-64	3,440	2,258	1,867	86	246	0	152
65-74	1,617	1,055	805	21	142	0	119
75-84	696	398	297	4	45	0	168
85+	249	107	112	1	5	0	121
Race							
White	4,968	3,253	2,483	92	351	0	363
Black	664	329	388	7	48	0	179
Native American	277	167	171	9	29	0	15
Hispanic	86	60	29	4	9	0	1
Asian	21	11	11	0	1	0	2
Presenting Problem/Diagnosis							
Alcohol Abuse	578	173	475	0	9	0	17
Developmental Disorder	40	22	12	0	10	0	6
Mood Disorder	1,823	1,309	860	1	23	0	104
Non Alcohol/Drug Related Organic	621	288	267	0	0	0	264
Other Non-Psychotic	480	382	178	0	1	0	25
Other Psychotic	505	314	189	0	102	0	17
Personality Disorder	49	37	27	0	0	0	2
Schizophrenia	1,461	1,071	834	0	0	0	82
Social Conditions	574	97	104	110	266	0	31
Substance Related	75	21	58	0	1	0	3
Deferred/No Diagnosis	296	196	101	1	33	0	9
County of Residence							
Adair	42	35	3	0	15	0	1
Alfalfa	17	17	0	0	0	0	0
Atoka	32	29	4	0	0	0	0
Beaver	3	3	0	0	0	0	0
Beckham	60	24	43	1	5	0	1
Blaine	26	11	18	1	0	0	0
Bryan	93	43	69	4	0	0	0
Caddo	32	22	11	1	0	0	0
Canadian	107	86	74	0	39	0	0
Carter	96	32	77	1	0	0	1
Cherokee	82	75	6	1	10	0	0
Choctaw	30	26	4	0	0	0	0
Cimarron	4	1	1	0	1	0	1
Cleveland	244	198	25	2	45	0	3

Notes: The same client may be counted in more than one category, e.g., clients can receive services under more than one contract source, in more than one "County of Residence," or may have multiple "Other Indicators." Please see Definition page for other considerations.

Oklahoma Department of Mental Health and Substance Abuse Services

Counts of Admitted Clients Served by Funding Source for Various Categories During FY1994

Age: 55 or older

	Funding Source						
	Total	Mental Health	Substance Abuse	Domestic Violence	Residential Care	Medicaid	Other
Coal	13	11	2	0	0	0	0
Comanche	166	125	30	3	24	0	0
Cotton	7	5	1	0	1	0	0
Craig	195	160	147	0	113	0	0
Creek	113	99	92	0	0	0	1
Custer	70	35	50	0	0	0	2
Delaware	42	35	25	1	3	0	1
Dewey	5	2	3	0	0	0	0
Ellis	5	3	1	1	0	0	0
Garfield	101	86	18	2	2	0	1
Garvin	73	36	48	1	0	0	0
Grady	73	61	56	0	0	0	0
Grant	6	5	1	0	0	0	0
Greer	16	7	11	0	0	0	0
Harmon	5	4	1	0	0	0	0
Harper	16	16	0	0	0	0	0
Haskell	40	37	3	0	0	0	0
Hughes	45	42	5	0	0	0	0
Jackson	35	30	2	3	0	0	0
Jefferson	10	10	0	0	0	0	0
Johnston	22	15	13	0	0	0	0
Kay	98	83	36	2	0	0	1
Kingfisher	20	19	3	1	0	0	0
Kiowa	25	12	15	2	0	0	0
Latimer	17	17	0	0	0	0	0
LeFlore	64	62	2	1	0	0	0
Lincoln	84	5	42	0	0	0	68
Logan	30	25	5	0	0	0	1
Love	10	7	4	0	0	0	0
Major	6	6	0	0	0	0	0
Marshall	25	19	10	0	0	0	0
Mayes	59	40	32	1	18	0	0
McClain	34	29	5	1	0	0	0
McCurtain	49	46	2	1	0	0	0
McIntosh	37	31	16	0	6	0	0
Murray	36	24	19	0	0	0	0
Muskogee	228	214	131	3	14	0	0
Noble	26	12	12	0	4	0	0
Nowata	15	13	9	0	0	0	0
Okfuskee	49	42	39	0	12	0	0
Oklahoma	1,417	552	922	22	27	0	304
Okmulgee	111	101	82	1	8	0	0
Osage	34	28	16	0	0	0	0
Ottawa	47	39	29	0	0	0	2
Pawnee	22	13	16	0	1	0	0
Payne	78	52	55	1	0	0	0
Pittsburgh	145	130	12	0	12	0	0
Pontotoc	108	43	80	3	10	0	0
Pottawatomie	199	10	83	3	0	0	163
Pushmataha	25	20	2	2	0	0	1
Roger Mills	3	1	2	0	0	0	0
Rogers	75	52	48	0	22	0	0
Seminole	103	38	89	0	0	0	0

Notes: The same client may be counted in more than one category, e.g., clients can receive services under more than one contract source, in more than one "County of Residence," or may have multiple "Other Indicators." Please see Definition page for other considerations.

Oklahoma Department of Mental Health and Substance Abuse Services

Counts of Admitted Clients Served by Funding Source for Various Categories During FY1994

Age: 55 or older

	Total	Funding Source					Other
		Mental Health	Substance Abuse	Domestic Violence	Residential Care	Medicaid	
Sequoyah	73	67	1	0	12	0	0
Stephens	46	38	9	0	7	0	0
Texas	23	22	1	1	0	0	0
Tillman	24	23	3	0	0	0	0
Tulsa	594	330	370	20	26	0	8
Wagoner	48	40	7	4	2	0	0
Washington	66	41	32	15	2	0	0
Washita	22	9	16	0	0	0	0
Woods	35	35	0	0	0	0	0
Woodward	67	55	9	1	5	0	0
Out of State/Unknown	31	14	13	6	1	0	0
Other Indicators							
Dual Diagnosis	472	314	278	1	13	0	29
Homeless	251	116	144	8	28	0	2

Notes: The same client may be counted in more than one category, e.g., clients can receive services under more than one contract source, in more than one "County of Residence," or may have multiple "Other Indicators." Please see Definition page for other considerations.

Oklahoma Department of Mental Health and Substance Abuse Services

Counts of Admitted Clients Served by Funding Source for Various Categories During FY1994

Age: 65 or older

	Total	Funding Source					
		Mental Health	Substance Abuse	Domestic Violence	Residential Care	Medicaid	Other
Total							
Unduplicated Count	2,562	1,560	1,214	26	192	0	408
Agency Type							
Community Mental Health	2,327	1,462	1,125	0	0	0	404
Domestic Violence and Sexual Assault	27	0	4	26	0	0	1
Hospital	142	142	0	0	0	0	0
Other	8	5	3	0	0	0	0
Residential Care	192	0	0	0	192	0	0
Substance Abuse	85	2	84	0	0	0	3
Sex							
Female	1,800	1,091	835	26	124	0	316
Male	762	469	379	0	68	0	92
Age							
65-74	1,617	1,055	805	21	142	0	119
75-84	696	398	297	4	45	0	168
85+	249	107	112	1	5	0	121
Race							
White	2,105	1,334	962	25	155	0	272
Black	326	142	185	1	19	0	125
Native American	97	59	52	0	15	0	9
Hispanic	29	22	10	0	2	0	1
Asian	8	4	5	0	1	0	1
Presenting Problem/Diagnosis							
Alcohol Abuse	142	51	112	0	0	0	6
Developmental Disorder	18	7	5	0	6	0	3
Mood Disorder	711	473	323	0	11	0	62
Non Alcohol/Drug Related Organic	490	208	205	0	0	0	241
Other Non-Psychotic	202	146	81	0	0	0	19
Other Psychotic	193	116	69	0	47	0	5
Personality Disorder	17	10	11	0	0	0	1
Schizophrenia	605	435	319	0	0	0	42
Social Conditions	208	36	34	26	111	0	22
Substance Related	15	5	12	0	0	0	1
Deferred/No Diagnosis	147	100	45	0	20	0	6
County of Residence							
Adair	21	17	1	0	9	0	0
Alfalfa	10	10	0	0	0	0	0
Atoka	12	12	1	0	0	0	0
Beaver	1	1	0	0	0	0	0
Beckham	14	4	9	0	2	0	0
Blaine	11	4	7	0	0	0	0
Bryan	42	20	31	0	0	0	0
Caddo	12	10	4	0	0	0	0
Canadian	37	27	27	0	18	0	0
Carter	30	10	21	0	0	0	0
Cherokee	29	26	1	1	3	0	0
Choctaw	13	11	2	0	0	0	0
Cimarron	1	0	0	0	0	0	1
Cleveland	86	78	3	0	18	0	0
Coal	1	1	0	0	0	0	0

Notes: The same client may be counted in more than one category, e.g., clients can receive services under more than one contract source, in more than one "County of Residence," or may have multiple "Other Indicators." Please see Definition page for other considerations.

Oklahoma Department of Mental Health and Substance Abuse Services

Counts of Admitted Clients Served by Funding Source for Various Categories During FY1994

Age: 65 or older

	Funding Source						
	Total	Mental Health	Substance Abuse	Domestic Violence	Residential Care	Medicaid	Other
Comanche	72	55	12	0	20	0	0
Cotton	1	1	0	0	0	0	0
Craig	93	79	72	0	55	0	0
Creek	53	50	38	0	0	0	0
Custer	28	10	19	0	0	0	0
Delaware	15	13	8	0	2	0	0
Dewey	3	2	1	0	0	0	0
Ellis	3	3	0	0	0	0	0
Garfield	37	36	2	0	0	0	0
Garvin	28	14	22	0	0	0	0
Grady	19	17	15	0	0	0	0
Grant	4	4	0	0	0	0	0
Greer	9	3	7	0	0	0	0
Harmon	5	4	1	0	0	0	0
Harper	11	11	0	0	0	0	0
Haskell	18	18	0	0	0	0	0
Hughes	23	22	1	0	0	0	0
Jackson	9	9	0	0	0	0	0
Jefferson	6	6	0	0	0	0	0
Johnston	8	6	4	0	0	0	0
Kay	40	37	11	0	0	0	0
Kingfisher	8	7	1	0	0	0	0
Kiowa	7	5	4	0	0	0	0
Latimer	6	6	0	0	0	0	0
LeFlore	22	21	0	1	0	0	0
Lincoln	53	1	24	0	0	0	50
Logan	9	8	1	0	0	0	0
Love	4	2	2	0	0	0	0
Major	2	2	0	0	0	0	0
Marshall	11	10	3	0	0	0	0
Mayes	26	20	16	0	5	0	0
McClain	11	11	0	0	0	0	0
McCurtain	10	9	1	0	0	0	0
McIntosh	15	11	4	0	5	0	0
Murray	14	9	6	0	0	0	0
Muskogee	86	82	50	2	3	0	0
Noble	8	5	3	0	1	0	0
Nowata	4	4	1	0	0	0	0
Okfuskee	24	20	19	0	5	0	0
Oklahoma	706	258	416	5	13	0	227
Okmulgee	54	51	44	0	3	0	0
Osage	14	10	6	0	0	0	0
Ottawa	18	14	12	0	0	0	0
Pawnee	5	3	4	0	0	0	0
Payne	31	23	22	1	0	0	0
Pittsburgh	61	57	2	0	6	0	0
Pontotoc	39	11	28	1	3	0	0
Pottawatomie	136	2	48	0	0	0	128
Pushmataha	9	6	1	1	0	0	1
Roger Mills	2	1	1	0	0	0	0
Rogers	23	15	11	0	7	0	0
Seminole	40	13	36	0	0	0	0
Sequoyah	20	19	0	0	3	0	0

Notes: The same client may be counted in more than one category, e.g., clients can receive services under more than one contract source, in more than one "County of Residence," or may have multiple "Other Indicators." Please see Definition page for other considerations.

Oklahoma Department of Mental Health and Substance Abuse Services
Counts of Admitted Clients Served by Funding Source for Various Categories During FY1994
Age: 65 or older

	Funding Source						
	Total	Mental Health	Substance Abuse	Domestic Violence	Residential Care	Medicaid	
Stephens	27	22	5	0	4	0	0
Texas	10	9	0	1	0	0	0
Tillman	13	12	3	0	0	0	0
Tulsa	180	100	106	4	9	0	1
Wagoner	20	19	3	1	0	0	0
Washington	22	13	9	6	0	0	0
Washita	10	5	6	0	0	0	0
Woods	21	21	0	0	0	0	0
Woodward	26	23	3	0	1	0	0
Out of State/Unknown	10	6	3	2	1	0	0
Other Indicators							
Dual Diagnosis	123	75	75	0	2	0	15
Homeless	67	38	33	0	9	0	0

Notes: The same client may be counted in more than one category, e.g., clients can receive services under more than one contract source, in more than one "County of Residence," or may have multiple "Other Indicators." Please see Definition page for other considerations.

Oklahoma Department of Mental Health and Substance Abuse Services

Counts of Admitted Clients Served by Funding Source for Various Categories During FY1994

Age: Under 21

	Total	Funding Source					Other
		Mental Health	Substance Abuse	Domestic Violence	Residential Care	Medicaid	
Total							
Unduplicated Count	14,896	7,849	3,229	4,337	39	0	1,135
Agency Type							
Community Mental Health	8,078	7,508	653	0	0	0	1,007
Domestic Violence and Sexual Assault	4,358	3	4	4,337	0	0	38
Hospital	529	528	0	0	0	0	13
Other	116	86	37	0	0	0	0
Residential Care	39	1	0	0	39	0	0
Substance Abuse	2,607	1	2,574	0	0	0	82
Sex							
Female	7,054	3,575	1,317	2,410	10	0	495
Male	7,842	4,274	1,912	1,927	29	0	640
Age							
0-04	2,644	580	234	1,827	0	0	136
05-17	9,863	5,993	1,936	2,100	1	0	899
18-20	2,389	1,276	1,059	410	38	0	100
Race							
White	10,436	6,023	2,291	2,504	25	0	727
Black	2,183	809	444	952	5	0	252
Native American	1,535	707	347	566	7	0	122
Hispanic	700	285	142	284	0	0	28
Asian	83	37	14	32	2	0	6
Presenting Problem/Diagnosis							
Alcohol Abuse	620	64	569	1	0	0	20
Developmental Disorder	2,071	1,924	70	1	0	0	330
Mood Disorder	1,926	1,802	250	0	2	0	132
Non Alcohol/Drug Related Organic	53	40	19	0	0	0	15
Other Non-Psychotic	2,259	2,091	135	0	0	0	258
Other Psychotic	183	155	58	0	5	0	12
Personality Disorder	58	53	15	0	0	0	3
Schizophrenia	102	97	35	0	0	0	3
Social Conditions	6,487	1,220	975	4,254	31	0	270
Substance Related	1,242	116	1,139	2	1	0	66
Deferred/No Diagnosis	684	556	47	84	3	0	32
County of Residence							
Adair	84	41	2	42	0	0	0
Alfalfa	14	10	0	4	0	0	0
Atoka	40	21	15	4	0	0	2
Beaver	4	1	1	0	1	0	1
Beckham	155	110	34	21	3	0	7
Blaine	64	53	7	4	0	0	10
Bryan	276	180	10	95	0	0	13
Caddo	78	42	26	14	0	0	2
Canadian	345	277	38	38	0	0	8
Carter	252	201	22	30	0	0	16
Cherokee	199	103	15	84	1	0	2
Choctaw	62	24	11	26	1	0	0
Cimarron	2	0	0	2	0	0	0
Cleveland	616	260	269	94	8	0	24
Coal	30	11	7	12	0	0	4

Notes: The same client may be counted in more than one category, e.g., clients can receive services under more than one contract source, in more than one "County of Residence," or may have multiple "Other Indicators." Please see Definition page for other considerations.

Oklahoma Department of Mental Health and Substance Abuse Services

Counts of Admitted Clients Served by Funding Source for Various Categories During FY1994

Age: Under 21

	Funding Source						
	Total	Mental Health	Substance Abuse	Domestic Violence	Residential Care	Medicaid	Other
Comanche	524	217	46	279	1	0	4
Cotton	13	6	1	6	0	0	0
Craig	53	41	14	3	3	0	0
Creek	131	87	18	35	0	0	0
Custer	199	114	21	62	0	0	18
Delaware	175	139	19	13	0	0	31
Dewey	13	8	1	5	0	0	0
Ellis	10	4	0	6	0	0	0
Garfield	359	230	33	103	1	0	2
Garvin	133	108	11	18	0	0	1
Grady	317	129	130	85	0	0	9
Grant	13	5	1	7	0	0	0
Greer	35	21	1	10	0	0	5
Harmon	16	1	0	15	0	0	0
Harper	3	2	1	0	0	0	0
Haskell	21	16	0	5	0	0	0
Hughes	35	14	6	15	0	0	2
Jackson	186	33	5	142	0	0	11
Jefferson	5	4	1	0	0	0	0
Johnston	53	37	9	8	0	0	0
Kay	298	203	18	80	0	0	23
Kingfisher	56	54	5	0	0	0	0
Kiowa	57	36	6	15	0	0	4
Latimer	24	18	3	5	0	0	0
LeFlore	160	44	34	88	0	0	0
Lincoln	263	159	36	17	0	0	171
Logan	175	97	72	9	0	0	5
Love	42	33	1	7	1	0	1
Major	19	16	1	2	0	0	0
Marshall	76	54	3	19	0	0	3
Mayes	176	110	9	60	3	0	7
McClain	53	24	21	3	0	0	10
McCurtain	205	39	38	132	0	0	0
McIntosh	143	125	28	14	3	0	0
Murray	76	67	7	3	0	0	5
Muskogee	802	633	93	149	2	0	2
Noble	48	30	5	11	0	0	5
Nowata	30	11	4	17	0	0	1
Okfuskee	31	21	10	5	0	0	0
Oklahoma	3,196	1,617	900	661	7	0	415
Okmulgee	104	74	22	19	1	0	2
Osage	190	110	53	38	0	0	18
Ottawa	293	135	94	75	0	0	38
Pawnee	72	31	16	26	0	0	5
Payne	363	91	81	170	0	0	67
Pittsburgh	194	124	60	22	0	0	1
Pontotoc	294	146	36	121	0	0	20
Pottawatomie	325	144	102	87	0	0	129
Pushmataha	33	13	12	11	0	0	0
Roger Mills	13	8	1	3	2	0	0
Rogers	193	163	29	17	1	0	1
Seminole	116	70	42	9	0	0	14
Sequoyah	98	82	7	14	2	0	0

Notes: The same client may be counted in more than one category, e.g., clients can receive services under more than one contract source, in more than one "County of Residence," or may have multiple "Other Indicators." Please see Definition page for other considerations.

Oklahoma Department of Mental Health and Substance Abuse Services

Counts of Admitted Clients Served by Funding Source for Various Categories During FY1994

Age: Under 21

	Funding Source						
	Total	Mental Health	Substance Abuse	Domestic Violence	Residential Care	Medicaid	
Stephens	50	28	7	16	0	0	1
Texas	46	20	11	15	0	0	1
Tillman	15	6	1	8	0	0	1
Tulsa	1,271	450	393	532	2	0	5
Wagoner	100	39	11	51	0	0	1
Washington	416	119	51	282	0	0	0
Washita	66	42	4	20	0	0	4
Woods	86	78	7	3	0	0	0
Woodward	149	69	12	66	2	0	4
Out of State/Unknown	391	15	159	220	0	0	1
Other Indicators							
Dual Diagnosis	602	494	198	0	0	0	33
Homeless	1,344	199	185	992	3	0	13
SED (6-17)	2,761	2,547	278	6	0	0	229

Notes: The same client may be counted in more than one category, e.g., clients can receive services under more than one contract source, in more than one "County of Residence," or may have multiple "Other Indicators." Please see Definition page for other considerations.

Oklahoma Department of Mental Health and Substance Abuse Services

Counts of Admitted Clients Served by Funding Source for Various Categories During FY1994

Current Residence: Residential Care Facility

	Total	Funding Source					Other
		Mental Health	Substance Abuse	Domestic Violence	Residential Care	Medicaid	
Total							
Unduplicated Count	2,797	1,827	1,482	55	1,205	0	148
Agency Type							
Community Mental Health	2,100	1,675	1,289	0	0	0	145
Domestic Violence and Sexual Assault	55	0	0	55	0	0	0
Hospital	276	276	0	0	0	0	0
Other	2	0	2	0	0	0	0
Residential Care	1,207	14	0	0	1,205	0	0
Substance Abuse	196	0	194	0	0	0	3
Sex							
Female	1,219	771	610	43	485	0	62
Male	1,578	1,056	872	12	720	0	86
Age							
0-04	36	7	4	24	0	0	1
05-17	246	122	122	7	1	0	34
18-20	79	44	48	4	27	0	7
21-24	126	82	68	5	50	0	4
25-34	505	331	286	7	219	0	34
35-44	673	483	347	5	303	0	25
45-54	468	312	251	1	248	0	19
55-64	361	248	202	2	198	0	5
65-74	217	149	109	0	115	0	7
75-84	74	45	37	0	39	0	8
85+	12	4	8	0	5	0	4
Race							
White	2,113	1,388	1,089	31	897	0	112
Black	390	250	233	14	151	0	30
Native American	234	154	116	6	128	0	3
Hispanic	66	27	32	3	25	0	1
Asian	21	12	12	1	5	0	2
Presenting Problem/Diagnosis							
Alcohol Abuse	98	31	67	0	10	0	4
Developmental Disorder	126	88	34	0	28	0	14
Mood Disorder	413	275	203	0	62	0	31
Non Alcohol/Drug Related Organic	150	112	91	0	0	0	19
Other Non-Psychotic	178	132	68	0	15	0	13
Other Psychotic	530	237	134	0	293	0	12
Personality Disorder	18	7	16	0	0	0	4
Schizophrenia	1,094	900	699	0	0	0	40
Social Conditions	869	35	19	52	778	0	7
Substance Related	162	18	141	2	9	0	1
Deferred/No Diagnosis	161	82	53	1	65	0	3
County of Residence							
Adair	37	22	0	1	27	0	0
Atoka	1	0	0	0	1	0	0
Beaver	1	0	1	0	0	0	0
Beckham	156	69	128	1	24	0	11
Blaine	3	2	1	0	0	0	0
Bryan	5	3	2	1	0	0	1
Caddo	2	0	2	0	0	0	0

Notes: The same client may be counted in more than one category, e.g., clients can receive services under more than one contract source, in more than one "County of Residence," or may have multiple "Other Indicators." Please see Definition page for other considerations.

Oklahoma Department of Mental Health and Substance Abuse Services

Counts of Admitted Clients Served by Funding Source for Various Categories During FY1994

Current Residence: Residential Care Facility

	Funding Source						
	Total	Mental Health	Substance Abuse	Domestic Violence	Residential Care	Medicaid	Other
Canadian	167	128	127	0	66	0	1
Carter	52	22	37	0	1	0	1
Cherokee	125	99	1	4	76	0	0
Choctaw	3	0	0	0	3	0	0
Cimarron	1	1	1	0	0	0	0
Cleveland	352	267	10	1	162	0	4
Coal	1	1	1	0	0	0	0
Comanche	120	56	24	0	76	0	5
Cotton	4	0	0	0	4	0	0
Craig	347	294	272	0	200	0	0
Creek	16	15	13	1	0	0	0
Custer	14	8	7	0	1	0	1
Delaware	13	5	2	0	8	0	1
Garfield	46	33	1	1	11	0	1
Garvin	11	6	7	0	0	0	0
Grady	16	12	13	0	0	0	0
Harper	1	1	0	0	0	0	0
Hughes	3	2	0	0	1	0	0
Jackson	10	4	5	0	1	0	1
Jefferson	1	0	0	0	1	0	0
Johnston	2	2	2	0	0	0	0
Kay	28	19	10	2	4	0	3
Kiowa	7	2	6	0	1	0	0
Latimer	2	0	0	0	2	0	0
LeFlore	4	4	0	0	0	0	0
Lincoln	22	6	13	0	0	0	15
Logan	7	7	0	0	0	0	0
Love	1	1	0	0	0	0	0
Major	1	1	1	0	0	0	0
Marshall	2	1	0	0	1	0	0
Mayes	89	37	30	1	64	0	1
McClain	9	8	1	0	0	0	1
McCurtain	13	2	9	1	1	0	0
McIntosh	81	61	57	1	46	0	1
Murray	6	0	1	0	5	0	0
Muskogee	103	81	48	2	40	0	1
Noble	16	4	0	0	12	0	0
Nowata	3	3	1	0	0	0	0
Okfuskee	57	51	47	0	33	0	0
Oklahoma	523	215	323	10	112	0	74
Okmulgee	50	37	28	0	27	0	0
Osage	5	3	3	1	0	0	0
Ottawa	9	6	5	0	0	0	0
Pawnee	1	0	0	0	1	0	0
Payne	35	26	6	2	2	0	6
Pittsburgh	62	36	1	0	39	0	1
Pontotoc	37	8	26	4	16	0	0
Pottawatomie	21	11	17	0	1	0	17
Pushmataha	2	1	1	0	0	0	0
Roger Mills	1	0	1	0	0	0	0
Rogers	85	56	40	3	41	0	0
Seminole	21	7	16	0	1	0	0
Sequoyah	103	76	4	0	62	0	0

Notes: The same client may be counted in more than one category, e.g., clients can receive services under more than one contract source, in more than one "County of Residence," or may have multiple "Other Indicators." Please see Definition page for other considerations.

Oklahoma Department of Mental Health and Substance Abuse Services
Counts of Admitted Clients Served by Funding Source for Various Categories During FY1994
Current Residence: Residential Care Facility

	Total	Funding Source					Other
		Mental Health	Substance Abuse	Domestic Violence	Residential Care	Medicaid	
Stephens	30	25	1	0	25	0	1
Tillman	2	1	1	0	1	0	0
Tulsa	197	65	135	13	45	0	0
Wagoner	5	2	0	0	3	0	0
Washington	5	4	1	1	0	0	0
Washita	1	0	1	0	0	0	0
Woods	3	3	0	0	0	0	0
Woodward	28	12	0	1	15	0	0
Out of State/Unknown	59	4	49	3	4	0	0
Other Indicators							
Dual Diagnosis	447	352	269	0	28	0	27
Homeless	179	58	57	14	75	0	3
SED (6-17)	87	79	12	0	0	0	20

Notes: The same client may be counted in more than one category, e.g., clients can receive services under more than one contract source, in more than one "County of Residence," or may have multiple "Other Indicators." Please see Definition page for other considerations.

Oklahoma Department of Mental Health and Substance Abuse Services

Counts of Admitted Clients Served by Funding Source for Various Categories During FY1994 Deaf and Hearing Impaired

	Total	Funding Source					Other
		Mental Health	Substance Abuse	Domestic Violence	Residential Care	Medicaid	
Total							
Unduplicated Count	478	287	259	14	12	0	38
Agency Type							
Community Mental Health	340	231	198	0	0	0	34
Domestic Violence and Sexual Assault	16	0	1	14	0	0	2
Hospital	68	68	0	0	0	0	0
Other	1	1	0	0	0	0	0
Residential Care	12	0	0	0	12	0	0
Substance Abuse	65	0	64	0	0	0	2
Sex							
Female	193	123	74	13	5	0	20
Male	285	164	185	1	7	0	18
Age							
0-04	6	2	2	2	0	0	2
05-17	34	22	9	3	0	0	2
18-20	17	10	9	0	2	0	1
21-24	39	26	21	2	0	0	1
25-34	105	60	62	4	2	0	2
35-44	96	51	57	1	3	0	8
45-54	74	51	39	0	3	0	2
55-64	40	28	25	1	0	0	3
65-74	30	18	16	1	1	0	3
75-84	21	13	12	0	0	0	5
85+	16	6	7	0	1	0	9
Race							
White	349	217	181	10	10	0	27
Black	42	20	20	2	1	0	7
Native American	72	43	51	1	1	0	4
Hispanic	11	4	6	1	0	0	0
Asian	4	3	1	0	0	0	0
Presenting Problem/Diagnosis							
Alcohol Abuse	85	35	74	0	0	0	3
Developmental Disorder	16	13	2	0	0	0	3
Mood Disorder	93	70	42	0	0	0	6
Non Alcohol/Drug Related Organic	33	20	14	0	0	0	13
Other Non-Psychotic	54	44	15	0	0	0	6
Other Psychotic	40	27	21	0	0	0	1
Personality Disorder	3	3	0	0	0	0	0
Schizophrenia	47	40	18	0	0	0	2
Social Conditions	46	11	8	14	12	0	3
Substance Related	69	22	62	0	0	0	1
Deferred/No Diagnosis	12	10	6	0	0	0	0
County of Residence							
Adair	7	6	3	0	0	0	0
Atoka	4	2	2	0	0	0	0
Beaver	1	1	0	0	0	0	0
Beckham	6	2	4	0	0	0	0
Blaine	1	1	0	0	0	0	0
Bryan	9	9	2	0	0	0	0
Caddo	8	5	4	0	0	0	0

Notes: The same client may be counted in more than one category, e.g., clients can receive services under more than one contract source, in more than one "County of Residence," or may have multiple "Other Indicators." Please see Definition page for other considerations.

Oklahoma Department of Mental Health and Substance Abuse Services

Counts of Admitted Clients Served by Funding Source for Various Categories During FY1994 Deaf and Hearing Impaired

	Funding Source						
	Total	Mental Health	Substance Abuse	Domestic Violence	Residential Care	Medicaid	Other
Canadian	9	6	3	0	2	0	0
Carter	8	4	5	0	1	0	0
Cherokee	19	10	13	2	0	0	1
Cleveland	21	11	7	0	2	0	1
Coal	1	0	1	0	0	0	0
Comanche	13	10	4	1	0	0	0
Cotton	2	1	1	0	0	0	0
Craig	13	12	9	0	2	0	0
Creek	7	6	3	0	0	0	0
Custer	9	4	6	1	0	0	0
Delaware	10	7	7	0	1	0	2
Garfield	7	6	2	0	0	0	0
Garvin	1	1	1	0	0	0	0
Grady	9	9	4	0	0	0	0
Grant	1	1	0	0	0	0	0
Haskell	2	1	1	0	0	0	0
Jackson	1	0	1	0	0	0	0
Jefferson	1	1	0	0	0	0	0
Johnston	2	0	2	0	0	0	0
Kay	5	4	2	0	0	0	0
Kingfisher	1	1	0	0	0	0	0
Kiowa	1	0	0	0	1	0	0
Latimer	2	2	0	0	0	0	0
LeFlore	1	0	1	0	0	0	0
Lincoln	6	0	3	0	0	0	6
Logan	2	1	1	0	0	0	0
Love	1	1	1	0	0	0	0
Major	1	1	0	0	0	0	0
Mayes	6	3	5	1	0	0	0
McCurtain	4	1	3	0	0	0	0
McIntosh	4	3	4	0	0	0	0
Murray	9	6	5	0	0	0	0
Muskogee	21	15	15	0	0	0	0
Nowata	1	1	1	0	0	0	0
Okfuskee	2	2	1	0	0	0	0
Oklahoma	93	46	49	3	0	0	12
Okmulgee	14	12	9	0	0	0	0
Osage	4	3	2	0	0	0	0
Ottawa	6	4	3	0	0	0	1
Pawnee	3	1	1	1	0	0	0
Payne	5	2	3	0	0	0	1
Pittsburgh	4	4	0	0	1	0	0
Pontotoc	1	0	0	1	0	0	0
Pottawatomie	16	1	11	1	0	0	11
Pushmataha	1	1	0	0	0	0	0
Rogers	7	4	5	0	0	0	0
Seminole	10	5	6	0	0	0	0
Sequoyah	9	6	5	0	2	0	0
Stephens	7	4	3	0	0	0	0
Texas	3	3	0	0	0	0	0
Tillman	2	2	0	0	0	0	0
Tulsa	36	19	19	2	0	0	3
Wagoner	5	3	5	0	0	0	0

Notes: The same client may be counted in more than one category, e.g., clients can receive services under more than one contract source, in more than one "County of Residence," or may have multiple "Other Indicators." Please see Definition page for other considerations.

Oklahoma Department of Mental Health and Substance Abuse Services
Counts of Admitted Clients Served by Funding Source for Various Categories During FY1994
Deaf and Hearing Impaired

	Total	Funding Source					Other
		Mental Health	Substance Abuse	Domestic Violence	Residential Care	Medicaid	
Washington	11	8	6	1	0	0	0
Woodward	2	2	0	0	0	0	0
Out of State/Unknown	6	3	5	0	0	0	0
Other Indicators							
Dual Diagnosis	87	49	61	0	0	0	3
Homeless	46	24	33	4	1	0	0
SED (6-17)	11	11	1	0	0	0	1

Notes: The same client may be counted in more than one category, e.g., clients can receive services under more than one contract source, in more than one "County of Residence," or may have multiple "Other Indicators." Please see Definition page for other considerations.

Oklahoma Department of Mental Health and Substance Abuse Services
Counts of Admitted Clients Served by Funding Source for Various Categories During FY1994
Detox Services

	Total	Funding Source					
		Mental Health	Substance Abuse	Domestic Violence	Residential Care	Medicaid	Other
Total							
Unduplicated Count	4,432	20	4,422	0	0	0	0
Agency Type							
Community Mental Health	429	20	419	0	0	0	0
Substance Abuse	4,063	0	4,063	0	0	0	0
Sex							
Female	1,231	7	1,227	0	0	0	0
Male	3,201	13	3,195	0	0	0	0
Age							
05-17	16	0	16	0	0	0	0
18-20	162	0	162	0	0	0	0
21-24	484	1	484	0	0	0	0
25-34	1,730	5	1,728	0	0	0	0
35-44	1,400	6	1,397	0	0	0	0
45-54	450	4	447	0	0	0	0
55-64	152	2	150	0	0	0	0
65-74	31	2	31	0	0	0	0
75-84	7	0	7	0	0	0	0
Race							
White	2,766	14	2,758	0	0	0	0
Black	971	1	970	0	0	0	0
Native American	602	5	601	0	0	0	0
Hispanic	89	0	89	0	0	0	0
Asian	8	0	8	0	0	0	0
Presenting Problem/Diagnosis							
Alcohol Abuse	2,289	3	2,289	0	0	0	0
Mood Disorder	73	9	66	0	0	0	0
Non Alcohol/Drug Related Organic	8	1	8	0	0	0	0
Other Non-Psychotic	21	0	21	0	0	0	0
Other Psychotic	19	2	18	0	0	0	0
Schizophrenia	12	2	10	0	0	0	0
Social Conditions	4	0	4	0	0	0	0
Substance Related	2,036	1	2,036	0	0	0	0
Deferred/No Diagnosis	50	2	50	0	0	0	0
County of Residence							
Adair	1	0	1	0	0	0	0
Alfalfa	3	0	3	0	0	0	0
Atoka	7	0	7	0	0	0	0
Beaver	2	0	2	0	0	0	0
Beckham	19	0	19	0	0	0	0
Blaine	17	0	17	0	0	0	0
Bryan	38	0	38	0	0	0	0
Caddo	51	3	50	0	0	0	0
Canadian	35	0	35	0	0	0	0
Carter	63	0	63	0	0	0	0
Cherokee	30	0	30	0	0	0	0
Choctaw	29	0	29	0	0	0	0
Cimarron	2	0	2	0	0	0	0
Cleveland	165	0	165	0	0	0	0
Coal	8	0	8	0	0	0	0

Notes: The same client may be counted in more than one category, e.g., clients can receive services under more than one contract source, in more than one "County of Residence," or may have multiple "Other Indicators." Please see Definition page for other considerations.

Oklahoma Department of Mental Health and Substance Abuse Services

Counts of Admitted Clients Served by Funding Source for Various Categories During FY1994

Detox Services

	Funding Source						
	Total	Mental Health	Substance Abuse	Domestic Violence	Residential Care	Medicaid	Other
Comanche	328	11	322	0	0	0	0
Cotton	8	0	8	0	0	0	0
Craig	4	0	4	0	0	0	0
Creek	74	0	74	0	0	0	0
Custer	49	0	49	0	0	0	0
Delaware	12	0	12	0	0	0	0
Ellis	4	0	4	0	0	0	0
Garfield	54	0	54	0	0	0	0
Garvin	34	0	34	0	0	0	0
Grady	43	0	43	0	0	0	0
Grant	4	0	4	0	0	0	0
Greer	1	0	1	0	0	0	0
Harmon	6	0	6	0	0	0	0
Harper	1	0	1	0	0	0	0
Haskell	3	0	3	0	0	0	0
Hughes	9	0	9	0	0	0	0
Jackson	47	2	46	0	0	0	0
Jefferson	11	1	11	0	0	0	0
Johnston	9	0	9	0	0	0	0
Kay	63	0	63	0	0	0	0
Kingfisher	6	0	6	0	0	0	0
Kiowa	5	0	5	0	0	0	0
Latimer	2	0	2	0	0	0	0
LeFlore	11	0	11	0	0	0	0
Lincoln	22	0	22	0	0	0	0
Logan	27	0	27	0	0	0	0
Love	2	0	2	0	0	0	0
Major	4	0	4	0	0	0	0
Marshall	7	0	7	0	0	0	0
Mayes	28	0	28	0	0	0	0
McClain	28	0	28	0	0	0	0
McCurtain	37	0	37	0	0	0	0
McIntosh	17	0	17	0	0	0	0
Murray	32	0	32	0	0	0	0
Muskogee	81	0	81	0	0	0	0
Noble	9	0	9	0	0	0	0
Nowata	7	0	7	0	0	0	0
Okfuskee	6	0	6	0	0	0	0
Oklahoma	870	0	870	0	0	0	0
Okmulgee	52	0	52	0	0	0	0
Osage	32	0	32	0	0	0	0
Ottawa	19	0	19	0	0	0	0
Pawnee	20	0	20	0	0	0	0
Payne	189	0	189	0	0	0	0
Pittsburgh	30	0	30	0	0	0	0
Pontotoc	46	0	46	0	0	0	0
Pottawatomie	51	0	51	0	0	0	0
Pushmataha	14	0	14	0	0	0	0
Roger Mills	3	0	3	0	0	0	0
Rogers	41	0	41	0	0	0	0
Seminole	29	0	29	0	0	0	0
Sequoyah	17	0	17	0	0	0	0
Stephens	60	2	59	0	0	0	0

Notes: The same client may be counted in more than one category, e.g., clients can receive services under more than one contract source, in more than one "County of Residence," or may have multiple "Other Indicators." Please see Definition page for other considerations.

Oklahoma Department of Mental Health and Substance Abuse Services
Counts of Admitted Clients Served by Funding Source for Various Categories During FY1994
Detox Services

	Funding Source						
	Total	Mental Health	Substance Abuse	Domestic Violence	Residential Care	Medicaid	Other
Texas	5	0	5	0	0	0	0
Tillman	15	1	14	0	0	0	0
Tulsa	1,240	0	1,240	0	0	0	0
Wagoner	41	0	41	0	0	0	0
Washington	53	0	53	0	0	0	0
Washita	5	0	5	0	0	0	0
Woods	6	0	6	0	0	0	0
Woodward	66	0	66	0	0	0	0
Out of State/Unknown	59	0	59	0	0	0	0
Other Indicators							
Dual Diagnosis	313	8	310	0	0	0	0
Homeless	691	3	689	0	0	0	0
SED (6-17)	1	0	1	0	0	0	0

Notes: The same client may be counted in more than one category, e.g., clients can receive services under more than one contract source, in more than one "County of Residence," or may have multiple "Other Indicators." Please see Definition page for other considerations.

Oklahoma Department of Mental Health and Substance Abuse Services

Counts of Admitted Clients Served by Funding Source for Various Categories During FY1994 Dual Diagnosis

	Total	Funding Source					Other
		Mental Health	Substance Abuse	Domestic Violence	Residential Care	Medicaid	
Total							
Unduplicated Count	8,080	6,174	4,365	36	44	0	338
Agency Type							
Community Mental Health	6,739	5,028	4,023	0	0	0	331
Domestic Violence and Sexual Assault	112	0	97	36	0	0	2
Hospital	1,750	1,750	0	0	0	0	0
Other	19	5	19	0	0	0	0
Residential Care	44	0	0	0	44	0	0
Substance Abuse	280	0	275	0	0	0	5
Sex							
Female	3,111	2,344	1,635	3	12	0	146
Male	4,968	3,829	2,730	33	32	0	192
Age							
0-04	2	0	2	0	0	0	2
05-17	289	245	46	0	0	0	18
18-20	311	249	150	0	0	0	13
21-24	756	615	390	5	3	0	17
25-34	2,800	2,165	1,505	16	10	0	107
35-44	2,480	1,875	1,451	11	11	0	112
45-54	970	711	543	3	7	0	40
55-64	349	239	203	1	11	0	14
65-74	96	67	59	0	1	0	6
75-84	24	8	14	0	1	0	8
85+	3	0	2	0	0	0	1
Race							
White	5,998	4,640	3,164	26	26	0	164
Black	1,156	786	721	6	11	0	144
Native American	754	615	379	4	6	0	26
Hispanic	181	138	90	0	1	0	3
Asian	19	12	13	0	0	0	1
Presenting Problem/Diagnosis							
Alcohol Abuse	1,207	879	605	7	7	0	18
Developmental Disorder	54	54	8	0	0	0	2
Mood Disorder	3,378	2,605	1,714	0	3	0	122
Non Alcohol/Drug Related Organic	177	128	93	0	0	0	13
Other Non-Psychotic	549	454	210	0	0	0	21
Other Psychotic	879	672	416	1	16	0	35
Personality Disorder	152	113	75	0	0	0	11
Schizophrenia	1,190	902	742	0	0	0	93
Social Conditions	107	42	50	18	11	0	3
Substance Related	878	614	455	10	7	0	17
Deferred/No Diagnosis	203	135	114	0	0	0	3
County of Residence							
Adair	48	43	7	0	4	0	0
Alfalfa	8	8	1	0	0	0	0
Atoka	26	21	6	0	0	0	1
Beaver	4	4	0	0	0	0	0
Beckham	76	49	42	0	0	0	3
Blaine	40	25	21	0	0	0	3

Notes: The same client may be counted in more than one category, e.g., clients can receive services under more than one contract source, in more than one "County of Residence," or may have multiple "Other Indicators." Please see Definition page for other considerations.

Oklahoma Department of Mental Health and Substance Abuse Services

Counts of Admitted Clients Served by Funding Source for Various Categories During FY1994

Dual Diagnosis

	Funding Source						
	Total	Mental Health	Substance Abuse	Domestic Violence	Residential Care	Medicaid	Other
Bryan	151	118	83	0	0	0	2
Caddo	63	58	17	0	0	0	0
Canadian	104	99	50	0	1	0	0
Carter	153	103	93	0	0	0	6
Cherokee	102	89	28	0	3	0	1
Choctaw	22	21	4	0	0	0	0
Cimarron	5	5	2	0	0	0	0
Cleveland	397	361	46	0	4	0	7
Coal	15	14	2	0	0	0	0
Comanche	223	183	111	0	0	0	7
Cotton	6	4	3	0	0	0	0
Craig	159	147	114	0	3	0	0
Creek	106	93	60	2	0	0	0
Custer	96	69	46	1	0	0	5
Delaware	47	42	26	0	1	0	0
Dewey	9	8	3	0	0	0	0
Ellis	3	3	0	0	0	0	0
Garfield	215	208	74	3	0	0	0
Garvin	77	62	43	0	0	0	0
Grady	113	102	57	0	0	0	1
Grant	5	5	0	0	0	0	0
Greer	13	12	2	0	0	0	0
Harmon	5	5	0	0	0	0	0
Harper	5	5	0	0	0	0	0
Haskell	17	16	1	0	0	0	0
Hughes	24	22	3	0	0	0	0
Jackson	54	48	18	0	0	0	0
Jefferson	5	4	3	0	0	0	0
Johnston	32	26	20	0	0	0	0
Kay	122	111	40	0	0	0	14
Kingfisher	30	26	24	0	0	0	0
Kiowa	28	19	10	0	0	0	0
Latimer	12	12	0	0	0	0	0
LeFlore	54	53	4	0	0	0	0
Lincoln	53	17	28	0	0	0	30
Logan	61	52	16	0	0	0	1
Love	20	14	9	0	0	0	0
Major	5	5	1	0	0	0	0
Marshall	47	43	19	0	0	0	0
Mayes	86	77	46	1	3	0	0
McClain	32	28	5	0	0	0	1
McCurtain	38	37	1	0	1	0	0
McIntosh	69	64	57	0	0	0	0
Murray	42	26	32	0	0	0	0
Muskogee	267	251	132	0	0	0	0
Noble	15	15	6	0	0	0	0
Nowata	20	19	10	0	0	0	0
Okfuskee	32	31	15	0	2	0	0
Oklahoma	1,744	1,066	1,048	0	5	0	203
Okmulgee	77	70	31	0	0	0	0
Osage	62	48	35	1	0	0	0
Ottawa	94	78	54	0	0	0	1
Pawnee	23	16	17	0	0	0	0

Notes: The same client may be counted in more than one category, e.g., clients can receive services under more than one contract source, in more than one "County of Residence," or may have multiple "Other Indicators." Please see Definition page for other considerations.

Oklahoma Department of Mental Health and Substance Abuse Services
Counts of Admitted Clients Served by Funding Source for Various Categories During FY1994
Dual Diagnosis

	Funding Source						
	Total	Mental Health	Substance Abuse	Domestic Violence	Residential Care	Medicaid	Other
Payne	114	107	62	2	0	0	1
Pittsburgh	75	73	5	0	0	0	0
Pontotoc	101	83	55	0	0	0	0
Pottawatomie	119	68	53	0	0	0	48
Pushmataha	35	22	15	0	0	0	0
Roger Mills	6	5	2	0	0	0	0
Rogers	117	103	55	0	2	0	0
Seminole	75	53	38	0	0	0	1
Sequoyah	106	100	12	0	6	0	0
Stephens	66	59	23	0	1	0	0
Texas	32	30	2	0	0	0	0
Tillman	15	12	7	0	1	0	0
Tulsa	1,777	1,141	1,372	17	6	0	2
Wagoner	48	42	16	1	0	0	0
Washington	108	88	58	8	0	0	0
Washita	18	12	11	0	0	0	0
Woods	21	21	0	0	0	0	0
Woodward	69	67	2	0	0	0	1
Out of State/Unknown	65	53	19	0	1	0	0
Other Indicators							
Dual Diagnosis	8,080	6,174	4,365	36	44	0	338
Homeless	863	614	506	3	5	0	9
SED (6-17)	194	169	27	0	0	0	12

Notes: The same client may be counted in more than one category, e.g., clients can receive services under more than one contract source, in more than one "County of Residence," or may have multiple "Other Indicators." Please see Definition page for other considerations.

Oklahoma Department of Mental Health and Substance Abuse Services

Counts of Admitted Clients Served by Funding Source for Various Categories During FY1994

Homeless

	Total	Funding Source					
		Mental Health	Substance Abuse	Domestic Violence	Residential Care	Medicaid	Other
Total							
Unduplicated Count	5,371	1,731	2,479	1,751	135	0	64
Agency Type							
Community Mental Health	1,819	1,343	1,033	0	0	0	26
Domestic Violence and Sexual Assault	1,764	0	33	1,751	0	0	0
Hospital	521	521	0	0	0	0	0
Other	19	1	18	0	0	0	0
Residential Care	135	0	0	0	135	0	0
Substance Abuse	1,501	1	1,486	0	0	0	38
Sex							
Female	2,449	672	761	1,254	49	0	10
Male	2,922	1,059	1,718	497	86	0	54
Age							
0-04	510	7	40	463	0	0	1
05-17	588	102	57	431	0	0	8
18-20	246	90	88	98	3	0	4
21-24	445	145	210	153	5	0	5
25-34	1,451	507	793	352	29	0	12
35-44	1,349	514	837	193	47	0	26
45-54	531	250	310	53	23	0	6
55-64	184	78	111	8	19	0	2
65-74	48	23	24	0	9	0	0
75-84	17	14	7	0	0	0	0
85+	2	1	2	0	0	0	0
Race							
White	3,502	1,268	1,648	1,002	78	0	47
Black	991	232	449	388	38	0	9
Native American	653	164	314	242	15	0	5
Hispanic	210	49	64	113	4	0	2
Asian	30	20	13	6	0	0	1
Presenting Problem/Diagnosis							
Alcohol Abuse	989	203	865	8	3	0	25
Developmental Disorder	55	45	7	1	5	0	2
Mood Disorder	773	573	392	0	12	0	9
Non Alcohol/Drug Related Organic	43	36	22	0	0	0	0
Other Non-Psychotic	245	202	82	1	3	0	3
Other Psychotic	317	229	126	1	29	0	2
Personality Disorder	29	23	15	0	0	0	1
Schizophrenia	331	264	160	0	0	0	5
Social Conditions	1,897	47	131	1,665	78	0	3
Substance Related	811	114	732	6	0	0	14
Deferred/No Diagnosis	199	73	65	70	5	0	0
County of Residence							
Adair	11	6	2	3	1	0	0
Alfalfa	5	1	1	3	0	0	0
Atoka	3	1	2	0	0	0	0
Beaver	3	0	3	0	0	0	0
Beckham	36	10	11	15	2	0	2
Blaine	25	6	15	7	0	0	2
Bryan	42	21	14	17	0	0	0

Notes: The same client may be counted in more than one category, e.g., clients can receive services under more than one contract source, in more than one "County of Residence," or may have multiple "Other Indicators." Please see Definition page for other considerations.

Oklahoma Department of Mental Health and Substance Abuse Services

Counts of Admitted Clients Served by Funding Source for Various Categories During FY1994

Homeless

	Funding Source						
	Total	Mental Health	Substance Abuse	Domestic Violence	Residential Care	Medicaid	Other
Caddo	25	13	7	6	0	0	0
Canadian	62	23	14	30	1	0	0
Carter	43	22	29	2	0	0	0
Cherokee	49	22	18	11	3	0	0
Choctaw	20	2	11	7	0	0	0
Cimarron	7	0	2	4	1	0	0
Cleveland	269	77	74	107	18	0	1
Coal	4	0	3	1	0	0	0
Comanche	252	45	111	108	2	0	1
Cotton	3	2	1	0	0	0	0
Craig	55	11	16	3	31	0	0
Creek	47	16	32	7	0	0	1
Custer	154	17	75	69	0	0	3
Delaware	28	14	7	12	0	0	0
Dewey	7	1	3	3	0	0	0
Ellis	4	1	2	1	0	0	0
Garfield	186	39	42	113	0	0	2
Garvin	23	12	13	2	0	0	0
Grady	46	24	20	12	0	0	0
Grant	3	1	1	1	0	0	0
Greer	6	3	0	3	0	0	0
Harmon	2	0	1	1	0	0	0
Harper	1	0	0	1	0	0	0
Haskell	10	4	4	2	0	0	0
Hughes	11	2	9	0	0	0	0
Jackson	57	10	30	20	0	0	1
Jefferson	2	2	0	0	0	0	0
Johnston	9	7	3	0	0	0	0
Kay	151	44	93	30	0	0	19
Kingfisher	3	2	2	0	0	0	0
Kiowa	15	5	7	3	0	0	0
Latimer	4	1	2	1	0	0	0
LeFlore	40	3	5	33	0	0	0
Lincoln	16	4	8	5	0	0	3
Logan	15	11	4	0	0	0	0
Love	5	3	3	1	0	0	0
Major	7	2	1	4	0	0	0
Marshall	12	7	7	3	0	0	0
Mayes	44	12	8	21	5	0	1
McClain	10	4	1	5	0	0	0
McCurtain	36	3	8	23	2	0	0
McIntosh	25	10	13	5	4	0	1
Murray	11	5	9	0	0	0	0
Muskogee	173	81	47	54	21	0	0
Noble	26	1	21	4	0	0	0
Nowata	2	1	0	1	0	0	0
Okfuskee	21	6	6	0	12	0	0
Oklahoma	1,193	453	634	256	9	0	9
Okmulgee	38	24	23	3	0	0	0
Osage	34	14	16	8	0	0	0
Ottawa	85	11	24	57	0	0	2
Pawnee	33	6	15	14	0	0	0
Payne	120	28	58	47	0	0	1

Notes: The same client may be counted in more than one category, e.g., clients can receive services under more than one contract source, in more than one "County of Residence," or may have multiple "Other Indicators." Please see Definition page for other considerations.

Oklahoma Department of Mental Health and Substance Abuse Services
Counts of Admitted Clients Served by Funding Source for Various Categories During FY1994
Homeless

	Funding Source						
	Total	Mental Health	Substance Abuse	Domestic Violence	Residential Care	Medicaid	Other
Pittsburgh	37	15	17	5	0	0	0
Pontotoc	51	11	14	30	0	0	0
Pottawatomie	118	16	29	73	0	0	5
Pushmataha	13	3	8	2	0	0	0
Roger Mills	2	0	1	0	1	0	0
Rogers	36	13	19	5	4	0	0
Seminole	33	18	19	2	0	0	0
Sequoyah	24	20	3	1	1	0	0
Stephens	29	10	10	9	1	0	0
Texas	17	5	7	5	0	0	0
Tillman	9	3	2	5	0	0	0
Tulsa	1,148	412	772	215	5	0	5
Wagoner	20	3	7	7	4	0	0
Washington	130	14	26	95	0	0	0
Washita	24	2	3	19	0	0	0
Woods	12	7	1	4	0	0	0
Woodward	36	17	7	9	3	0	1
Out of State/Unknown	271	50	85	142	4	0	4
Other Indicators							
Dual Diagnosis	863	614	506	3	5	0	9
Homeless	5,371	1,731	2,479	1,751	135	0	64
SED (6-17)	64	56	6	1	0	0	5

Notes: The same client may be counted in more than one category, e.g., clients can receive services under more than one contract source, in more than one "County of Residence," or may have multiple "Other Indicators." Please see Definition page for other considerations.

Oklahoma Department of Mental Health and Substance Abuse Services

Counts of Admitted Clients Served by Funding Source for Various Categories During FY1994 Inpatient Services

	Total	Funding Source					
		Mental Health	Substance Abuse	Domestic Violence	Residential Care	Medicaid	Other
Total							
Unduplicated Count	7,304	6,753	871	0	0	0	0
Agency Type							
Community Mental Health	3,527	2,781	865	0	0	0	0
Hospital	4,413	4,413	0	0	0	0	0
Substance Abuse	6	0	6	0	0	0	0
Sex							
	1	1	0	0	0	0	0
Female	3,155	2,890	425	0	0	0	0
Male	4,148	3,862	446	0	0	0	0
Age							
05-17	318	311	7	0	0	0	0
18-20	347	322	41	0	0	0	0
21-24	717	667	88	0	0	0	0
25-34	2,243	2,029	299	0	0	0	0
35-44	2,009	1,868	262	0	0	0	0
45-54	956	883	114	0	0	0	0
55-64	459	428	45	0	0	0	0
65-74	186	176	15	0	0	0	0
75-84	57	57	0	0	0	0	0
85+	12	12	0	0	0	0	0
Race							
White	5,501	5,081	635	0	0	0	0
Black	977	878	171	0	0	0	0
Native American	650	625	54	0	0	0	0
Hispanic	132	125	7	0	0	0	0
Asian	50	49	4	0	0	0	0
Presenting Problem/Diagnosis							
Alcohol Abuse	718	682	42	0	0	0	0
Developmental Disorder	111	110	1	0	0	0	0
Mood Disorder	2,655	2,318	441	0	0	0	0
Non Alcohol/Drug Related Organic	237	229	13	0	0	0	0
Other Non-Psychotic	908	867	44	0	0	0	0
Other Psychotic	1,135	1,022	146	0	0	0	0
Personality Disorder	51	44	7	0	0	0	0
Schizophrenia	1,267	1,198	124	0	0	0	0
Social Conditions	63	62	1	0	0	0	0
Substance Related	432	392	45	0	0	0	0
Deferred/No Diagnosis	145	139	8	0	0	0	0
County of Residence							
Adair	60	59	1	0	0	0	0
Alfalfa	9	9	0	0	0	0	0
Atoka	35	34	1	0	0	0	0
Beaver	4	4	0	0	0	0	0
Beckham	73	73	0	0	0	0	0
Blaine	28	28	0	0	0	0	0
Bryan	103	92	15	0	0	0	0
Caddo	61	61	0	0	0	0	0
Canadian	79	79	1	0	0	0	0
Carter	102	94	18	0	0	0	0

Notes: The same client may be counted in more than one category, e.g., clients can receive services under more than one contract source, in more than one "County of Residence," or may have multiple "Other Indicators." Please see Definition page for other considerations.

Oklahoma Department of Mental Health and Substance Abuse Services

Counts of Admitted Clients Served by Funding Source for Various Categories During FY1994 Inpatient Services

	Funding Source						
	Total	Mental Health	Substance Abuse	Domestic Violence	Residential Care	Medicaid	Other
Cherokee	112	110	2	0	0	0	0
Choctaw	33	32	2	0	0	0	0
Cimarron	5	5	0	0	0	0	0
Cleveland	500	499	1	0	0	0	0
Coal	19	19	0	0	0	0	0
Comanche	253	253	2	0	0	0	0
Cotton	9	9	0	0	0	0	0
Craig	93	92	2	0	0	0	0
Creek	98	89	10	0	0	0	0
Custer	97	97	0	0	0	0	0
Delaware	40	40	0	0	0	0	0
Dewey	9	9	0	0	0	0	0
Ellis	3	3	0	0	0	0	0
Garfield	254	254	0	0	0	0	0
Garvin	68	66	5	0	0	0	0
Grady	79	79	0	0	0	0	0
Grant	7	7	0	0	0	0	0
Greer	11	11	0	0	0	0	0
Harmon	3	3	1	0	0	0	0
Harper	8	8	0	0	0	0	0
Haskell	39	39	0	0	0	0	0
Hughes	53	52	1	0	0	0	0
Jackson	45	45	1	0	0	0	0
Jefferson	14	14	1	0	0	0	0
Johnston	19	17	3	0	0	0	0
Kay	187	187	0	0	0	0	0
Kingfisher	17	17	0	0	0	0	0
Kiowa	21	21	0	0	0	0	0
Latimer	22	22	0	0	0	0	0
LeFlore	118	118	0	0	0	0	0
Lincoln	29	28	1	0	0	0	0
Logan	48	48	0	0	0	0	0
Love	15	14	3	0	0	0	0
Major	11	11	0	0	0	0	0
Marshall	23	22	2	0	0	0	0
Mayes	64	63	1	0	0	0	0
McClain	39	39	0	0	0	0	0
McCurtain	90	90	0	0	0	0	0
McIntosh	32	25	10	0	0	0	0
Murray	51	44	13	0	0	0	0
Muskogee	206	177	32	0	0	0	0
Noble	21	21	0	0	0	0	0
Nowata	12	12	0	0	0	0	0
Okfuskee	26	25	1	0	0	0	0
Oklahoma	928	926	2	0	0	0	0
Okmulgee	77	76	2	0	0	0	0
Osage	79	71	11	0	0	0	0
Ottawa	92	92	0	0	0	0	0
Pawnee	19	19	0	0	0	0	0
Payne	151	151	2	0	0	0	0
Pittsburgh	168	168	0	0	0	0	0
Pontotoc	121	117	14	0	0	0	0
Pottawatomie	140	140	0	0	0	0	0

Notes: The same client may be counted in more than one category, e.g., clients can receive services under more than one contract source, in more than one "County of Residence," or may have multiple "Other Indicators." Please see Definition page for other considerations.

Oklahoma Department of Mental Health and Substance Abuse Services
Counts of Admitted Clients Served by Funding Source for Various Categories During FY1994
Inpatient Services

	Funding Source						
	Total	Mental Health	Substance Abuse	Domestic Violence	Residential Care	Medicaid	Other
Pushmataha	44	44	0	0	0	0	0
Roger Mills	8	8	0	0	0	0	0
Rogers	114	111	5	0	0	0	0
Seminole	68	63	11	0	0	0	0
Sequoyah	121	121	0	0	0	0	0
Stephens	76	76	1	0	0	0	0
Texas	23	23	0	0	0	0	0
Tillman	18	18	0	0	0	0	0
Tulsa	1,427	966	679	0	0	0	0
Wagoner	95	92	5	0	0	0	0
Washington	74	74	1	0	0	0	0
Washita	10	10	0	0	0	0	0
Woods	14	14	0	0	0	0	0
Woodward	62	62	0	0	0	0	0
Out of State/Unknown	142	134	9	0	0	0	0
Other Indicators							
Dual Diagnosis	2,936	2,604	476	0	0	0	0
Homeless	771	688	109	0	0	0	0
SED (6-17)	287	286	1	0	0	0	0

Notes: The same client may be counted in more than one category, e.g., clients can receive services under more than one contract source, in more than one "County of Residence," or may have multiple "Other Indicators." Please see Definition page for other considerations.

Oklahoma Department of Mental Health and Substance Abuse Services

Counts of Admitted Clients Served by Funding Source for Various Categories During FY1994 Outpatient Services

	Total	Funding Source					Other
		Mental Health	Substance Abuse	Domestic Violence	Residential Care	Medicaid	
Total							
Unduplicated Count	54,851	31,197	23,794	8,137	75	0	3,148
Agency Type							
Community Mental Health	36,655	29,691	13,751	0	0	0	2,740
Domestic Violence and Sexual Assault	8,358	2	349	8,084	0	0	77
Hospital	2,394	2,393	0	0	0	0	13
Other	645	314	298	54	0	0	0
Residential Care	75	0	0	0	75	0	0
Substance Abuse	10,072	2	9,842	0	0	0	320
Sex							
	1	1	0	0	0	0	0
Female	29,936	17,244	11,234	6,096	25	0	1,640
Male	24,914	13,952	12,560	2,041	50	0	1,508
Age							
0-04	2,215	571	132	1,480	0	0	135
05-17	9,117	5,671	1,675	1,819	0	0	853
18-20	2,128	1,131	879	403	1	0	93
21-24	4,107	2,083	1,866	806	3	0	147
25-34	13,312	7,219	6,530	1,973	10	0	553
35-44	12,179	6,956	6,577	1,180	25	0	547
45-54	6,226	4,018	3,260	367	21	0	265
55-64	3,157	2,103	1,697	84	11	0	147
65-74	1,521	977	776	20	3	0	119
75-84	648	366	290	4	1	0	168
85+	241	102	112	1	0	0	121
Race							
White	41,581	25,088	17,679	5,303	55	0	1,977
Black	7,186	3,155	3,641	1,354	8	0	872
Native American	4,353	2,138	1,859	977	7	0	225
Hispanic	1,581	725	546	442	4	0	58
Asian	261	135	95	64	1	0	16
Presenting Problem/Diagnosis							
Alcohol Abuse	5,794	1,326	4,725	21	3	0	183
Developmental Disorder	2,187	1,974	151	8	1	0	363
Mood Disorder	13,304	10,581	5,550	7	4	0	615
Non Alcohol/Drug Related Organic	1,077	581	562	0	0	0	310
Other Non-Psychotic	6,742	5,925	1,447	4	1	0	434
Other Psychotic	2,616	1,990	1,276	2	30	0	108
Personality Disorder	729	570	304	0	0	0	42
Schizophrenia	5,569	4,073	3,379	0	0	0	342
Social Conditions	12,530	2,636	1,979	7,954	29	0	494
Substance Related	5,241	783	4,543	28	4	0	195
Deferred/No Diagnosis	2,419	1,883	623	120	3	0	64
County of Residence							
Adair	249	191	11	49	0	0	0
Alfalfa	93	67	25	4	0	0	0
Atoka	183	142	37	7	0	0	3
Beaver	38	25	11	1	0	0	2
Beckham	603	341	331	35	0	0	23
Blaine	228	134	102	10	0	0	16

Notes: The same client may be counted in more than one category, e.g., clients can receive services under more than one contract source, in more than one "County of Residence," or may have multiple "Other Indicators." Please see Definition page for other considerations.

Oklahoma Department of Mental Health and Substance Abuse Services

Counts of Admitted Clients Served by Funding Source for Various Categories During FY1994 Outpatient Services

	Funding Source						
	Total	Mental Health	Substance Abuse	Domestic Violence	Residential Care	Medicaid	Other
Bryan	861	515	275	153	0	0	14
Caddo	279	193	67	31	0	0	4
Canadian	1,103	908	456	77	0	0	13
Carter	914	542	338	75	0	0	81
Cherokee	732	567	50	136	3	0	6
Choctaw	327	150	122	66	0	0	0
Cimarron	29	14	13	5	0	0	1
Cleveland	2,605	1,443	875	205	0	0	189
Coal	106	57	25	23	0	0	8
Comanche	1,600	1,069	160	470	1	0	43
Cotton	45	33	8	4	0	0	0
Craig	560	511	400	5	11	0	1
Creek	755	531	478	84	0	0	2
Custer	733	401	290	112	0	0	28
Delaware	411	335	152	20	0	0	34
Dewey	57	32	19	11	0	0	0
Ellis	34	24	4	6	0	0	0
Garfield	1,055	703	248	189	0	0	3
Garvin	498	291	224	30	0	0	3
Grady	950	607	524	146	0	0	11
Grant	46	34	4	12	0	0	0
Greer	131	79	37	20	0	0	8
Harmon	45	23	2	20	0	0	0
Harper	55	47	4	4	0	0	3
Haskell	143	129	10	5	0	0	0
Hughes	192	146	26	25	0	0	3
Jackson	519	234	15	272	0	0	17
Jefferson	30	24	6	1	0	0	0
Johnston	223	166	72	15	0	0	1
Kay	1,018	804	237	128	0	0	62
Kingfisher	185	156	60	3	0	0	0
Kiowa	239	151	74	33	0	0	9
Latimer	94	81	6	10	0	0	0
LeFlore	469	317	40	117	0	0	0
Lincoln	594	208	219	30	0	0	383
Logan	460	273	184	23	0	0	8
Love	142	98	43	12	0	0	2
Major	69	58	4	7	0	0	0
Marshall	237	180	50	22	0	0	5
Mayes	513	405	183	67	0	0	15
McClain	189	113	62	7	0	0	14
McCurtain	736	254	234	276	0	0	0
McIntosh	412	360	205	23	0	0	0
Murray	312	211	119	7	0	0	5
Muskogee	2,396	2,060	678	252	0	0	4
Noble	194	112	82	16	0	0	6
Nowata	137	85	64	28	0	0	0
Okfuskee	200	171	133	8	0	0	2
Oklahoma	11,319	4,829	6,384	1,161	0	0	1,328
Okmulgee	575	488	338	30	0	0	3
Osage	525	338	236	60	0	0	20
Ottawa	676	390	369	104	0	0	44
Pawnee	246	111	132	38	0	0	8

Notes: The same client may be counted in more than one category, e.g., clients can receive services under more than one contract source, in more than one "County of Residence," or may have multiple "Other Indicators." Please see Definition page for other considerations.

Oklahoma Department of Mental Health and Substance Abuse Services
Counts of Admitted Clients Served by Funding Source for Various Categories During FY1994
Outpatient Services

	Funding Source						
	Total	Mental Health	Substance Abuse	Domestic Violence	Residential Care	Medicaid	Other
Payne	1,426	552	721	347	0	0	74
Pittsburgh	803	624	160	38	0	0	1
Pontotoc	1,052	420	435	303	0	0	27
Pottawatomie	990	176	509	154	0	0	475
Pushmataha	192	92	74	33	0	0	1
Roger Mills	38	28	8	4	0	0	1
Rogers	739	546	398	23	0	0	1
Seminole	656	278	445	26	0	0	23
Sequoyah	570	533	20	24	40	0	0
Stephens	310	252	32	35	19	0	2
Texas	301	192	83	33	0	0	6
Tillman	96	65	7	22	0	0	8
Tulsa	7,668	3,674	4,851	1,090	0	0	82
Wagoner	436	292	91	82	0	0	1
Washington	1,303	406	424	738	0	0	1
Washita	203	118	66	34	0	0	9
Woods	279	250	27	6	0	0	0
Woodward	570	380	90	119	0	0	0
Out of State/Unknown	746	122	281	353	1	0	3
Other Indicators							
Dual Diagnosis	7,015	5,149	3,846	36	9	0	327
Homeless	4,011	1,336	1,686	1,525	4	0	31
SED (6-17)	2,411	2,300	146	4	0	0	215

Notes: The same client may be counted in more than one category, e.g., clients can receive services under more than one contract source, in more than one "County of Residence," or may have multiple "Other Indicators." Please see Definition page for other considerations.

Oklahoma Department of Mental Health and Substance Abuse Services

Counts of Admitted Clients Served by Funding Source for Various Categories During FY1994

Race: American Indian

	Total	Funding Source					
		Mental Health	Substance Abuse	Domestic Violence	Residential Care	Medicaid	Other
Total							
Unduplicated Count	5,144	2,385	2,515	1,074	145	0	243
Agency Type							
Community Mental Health	2,526	2,160	943	0	0	0	185
Domestic Violence and Sexual Assault	1,090	0	29	1,072	0	0	6
Hospital	422	422	0	0	0	0	0
Other	68	33	36	2	0	0	0
Residential Care	145	0	0	0	145	0	0
Substance Abuse	1,665	5	1,642	0	0	0	52
Sex							
Female	2,515	1,196	949	785	63	0	96
Male	2,629	1,189	1,566	289	82	0	147
Age							
0-04	347	67	37	244	0	0	17
05-17	943	512	181	281	0	0	97
18-20	245	128	129	41	7	0	8
21-24	468	196	263	103	11	0	9
25-34	1,299	573	765	214	40	0	51
35-44	1,107	500	700	148	39	0	33
45-54	458	242	269	34	19	0	13
55-64	180	108	119	9	14	0	6
65-74	74	48	43	0	11	0	4
75-84	20	8	8	0	4	0	5
85+	3	3	1	0	0	0	0
Race							
Native American	5,144	2,385	2,515	1,074	145	0	243
Presenting Problem/Diagnosis							
Alcohol Abuse	1,221	236	1,097	3	3	0	44
Developmental Disorder	204	174	7	0	4	0	50
Mood Disorder	888	761	327	0	5	0	37
Non Alcohol/Drug Related Organic	75	62	28	0	0	0	5
Other Non-Psychotic	513	467	85	0	0	0	32
Other Psychotic	227	180	70	0	37	0	2
Personality Disorder	36	31	15	0	0	0	0
Schizophrenia	324	274	190	0	0	0	8
Social Conditions	1,479	176	176	1,056	94	0	37
Substance Related	733	121	657	2	3	0	21
Deferred/No Diagnosis	163	105	52	14	13	0	8
County of Residence							
Adair	101	45	12	43	11	0	0
Alfalfa	1	1	0	0	0	0	0
Atoka	40	20	14	5	1	0	2
Beaver	1	0	0	1	0	0	0
Beckham	31	18	22	1	2	0	0
Blaine	40	15	26	2	0	0	4
Bryan	112	64	27	40	0	0	6
Caddo	105	51	56	8	0	0	2
Canadian	76	41	30	19	6	0	0
Carter	75	45	36	6	0	0	5
Cherokee	223	111	54	67	15	0	1

Notes: The same client may be counted in more than one category, e.g., clients can receive services under more than one contract source, in more than one "County of Residence," or may have multiple "Other Indicators." Please see Definition page for other considerations.

Oklahoma Department of Mental Health and Substance Abuse Services

Counts of Admitted Clients Served by Funding Source for Various Categories During FY1994

Race: American Indian

	Funding Source						
	Total	Mental Health	Substance Abuse	Domestic Violence	Residential Care	Medicaid	Other
Choctaw	48	17	20	12	1	0	0
Cleveland	210	82	95	16	21	0	11
Coal	22	12	6	2	0	0	3
Comanche	136	48	63	38	3	0	3
Cotton	7	4	2	0	1	0	0
Craig	84	61	54	5	23	0	0
Creek	82	43	52	11	0	0	1
Custer	89	29	44	23	0	0	1
Delaware	107	68	44	11	1	0	16
Dewey	6	0	3	3	0	0	0
Ellis	3	0	0	3	0	0	0
Garfield	70	34	37	9	1	0	1
Garvin	34	16	22	2	0	0	0
Grady	41	20	18	12	0	0	1
Grant	4	0	0	4	0	0	0
Greer	6	2	1	3	0	0	0
Harmon	2	0	2	0	0	0	0
Harper	1	0	0	0	0	0	1
Haskell	18	16	2	0	0	0	0
Hughes	34	21	13	5	0	0	0
Jackson	13	4	5	5	0	0	0
Jefferson	1	0	0	1	0	0	0
Johnston	20	12	5	6	0	0	0
Kay	129	73	50	21	1	0	8
Kingfisher	10	8	5	0	0	0	0
Kiowa	16	6	10	0	0	0	0
Latimer	16	9	2	5	2	0	0
LeFlore	52	31	5	18	0	0	0
Lincoln	40	10	21	0	0	0	27
Logan	22	13	9	1	0	0	1
Love	8	4	3	1	0	0	0
Major	2	2	0	0	0	0	0
Marshall	16	12	2	5	0	0	1
Mayes	140	94	46	22	12	0	8
McClain	21	10	8	3	0	0	3
McCurtain	105	20	41	49	1	0	0
McIntosh	60	46	28	5	8	0	0
Murray	32	25	13	0	0	0	0
Muskogee	205	143	84	23	3	0	2
Noble	32	9	19	5	0	0	0
Nowata	28	12	17	6	0	0	0
Okfuskee	39	26	17	4	1	0	1
Oklahoma	578	244	332	76	11	0	37
Okmulgee	52	30	29	7	3	0	1
Osage	116	56	68	12	0	0	4
Ottawa	166	82	79	32	0	0	24
Pawnee	63	13	44	10	0	0	1
Payne	130	30	87	27	0	0	4
Pittsburgh	101	74	24	7	5	0	0
Pontotoc	145	49	50	72	2	0	7
Pottawatomie	157	33	107	22	0	0	41
Pushmataha	34	11	14	10	0	0	0
Roger Mills	4	1	1	1	1	0	0

Notes: The same client may be counted in more than one category, e.g., clients can receive services under more than one contract source, in more than one "County of Residence," or may have multiple "Other Indicators." Please see Definition page for other considerations.

Oklahoma Department of Mental Health and Substance Abuse Services

Counts of Admitted Clients Served by Funding Source for Various Categories During FY1994

Race: American Indian

	Total	Funding Source					Other
		Mental Health	Substance Abuse	Domestic Violence	Residential Care	Medicaid	
Rogers	121	76	70	6	3	0	1
Seminole	98	43	60	8	1	0	3
Sequoyah	76	54	20	7	12	0	0
Stephens	13	5	7	1	1	0	0
Texas	6	5	0	1	0	0	0
Tillman	5	3	1	2	0	0	0
Tulsa	567	177	433	66	5	0	11
Wagoner	46	22	22	8	2	0	0
Washington	212	53	71	132	0	0	0
Washita	9	6	2	2	0	0	0
Woods	7	4	3	0	0	0	0
Woodward	31	5	12	12	2	0	0
Out of State/Unknown	75	14	26	40	1	0	1
Other Indicators							
Dual Diagnosis	754	615	379	4	6	0	26
Homeless	653	164	314	242	15	0	5
SED (6-17)	228	206	28	0	0	0	15

Notes: The same client may be counted in more than one category, e.g., clients can receive services under more than one contract source, in more than one "County of Residence," or may have multiple "Other Indicators." Please see Definition page for other considerations.

Oklahoma Department of Mental Health and Substance Abuse Services

Counts of Admitted Clients Served by Funding Source for Various Categories During FY1994

Race: Asian

	Total	Funding Source					Other
		Mental Health	Substance Abuse	Domestic Violence	Residential Care	Medicaid	
Total							
Unduplicated Count	283	153	102	66	7	0	17
Agency Type							
Community Mental Health	174	141	71	0	0	0	12
Domestic Violence and Sexual Assault	68	0	1	66	0	0	1
Hospital	34	34	0	0	0	0	0
Other	2	2	0	0	0	0	0
Residential Care	7	0	0	0	7	0	0
Substance Abuse	36	0	34	0	0	0	4
Sex							
Female	160	87	39	50	2	0	10
Male	123	66	63	16	5	0	7
Age							
0-04	12	2	0	10	0	0	1
05-17	54	23	10	20	0	0	4
18-20	17	12	4	2	2	0	1
21-24	19	11	10	2	2	0	1
25-34	66	35	29	16	1	0	2
35-44	67	42	24	16	0	0	3
45-54	27	17	14	0	1	0	3
55-64	13	7	6	0	0	0	1
65-74	6	3	4	0	1	0	1
75-84	2	1	1	0	0	0	0
Race							
Asian	283	153	102	66	7	0	17
Presenting Problem/Diagnosis							
Alcohol Abuse	19	1	18	0	0	0	2
Developmental Disorder	9	8	0	0	0	0	2
Mood Disorder	49	39	21	0	0	0	1
Non Alcohol/Drug Related Organic	4	2	2	0	0	0	1
Other Non-Psychotic	28	26	5	0	0	0	1
Other Psychotic	39	33	16	0	1	0	3
Personality Disorder	3	3	1	0	0	0	0
Schizophrenia	45	34	21	0	0	0	1
Social Conditions	87	9	8	65	5	0	4
Substance Related	19	4	15	0	0	0	2
Deferred/No Diagnosis	12	9	1	1	1	0	0
County of Residence							
Adair	2	2	1	0	0	0	0
Alfalfa	1	1	0	0	0	0	0
Beckham	1	0	1	0	0	0	0
Blaine	2	1	1	0	0	0	0
Bryan	6	1	0	5	0	0	0
Canadian	10	10	4	0	0	0	0
Carter	2	0	1	1	0	0	0
Choctaw	1	1	0	0	0	0	0
Cleveland	20	13	5	0	2	0	1
Comanche	26	20	5	4	0	0	2
Cotton	1	0	0	1	0	0	0
Craig	3	2	2	0	0	0	0

Notes: The same client may be counted in more than one category, e.g., clients can receive services under more than one contract source, in more than one "County of Residence," or may have multiple "Other Indicators." Please see Definition page for other considerations.

Oklahoma Department of Mental Health and Substance Abuse Services

Counts of Admitted Clients Served by Funding Source for Various Categories During FY1994

Race: Asian

	Funding Source						
	Total	Mental Health	Substance Abuse	Domestic Violence	Residential Care	Medicaid	Other
Creek	1	1	1	0	0	0	0
Custer	2	1	1	0	0	0	0
Garfield	6	1	0	4	0	0	0
Grady	3	2	0	1	0	0	1
Greer	1	1	0	0	0	0	0
Harper	1	1	0	0	0	0	0
Jackson	8	7	0	1	0	0	0
Kay	6	2	1	4	0	0	0
LeFlore	1	1	0	0	0	0	0
Lincoln	1	0	0	0	0	0	1
Mayes	2	1	0	0	1	0	0
McCurtain	5	0	0	5	0	0	0
McIntosh	1	1	1	0	1	0	0
Murray	1	0	0	1	0	0	0
Muskogee	6	3	4	1	0	0	0
Nowata	1	1	0	0	0	0	0
Oklahoma	91	35	41	26	0	0	7
Payne	10	2	3	6	0	0	0
Pittsburgh	6	5	1	0	1	0	0
Pontotoc	1	1	0	0	0	0	0
Pottawatomie	4	3	3	0	0	0	2
Pushmataha	1	1	0	0	0	0	0
Rogers	1	1	1	0	0	0	0
Seminole	6	2	5	0	0	0	0
Sequoyah	1	1	0	0	0	0	0
Stephens	2	1	0	0	1	0	0
Tulsa	43	26	24	6	0	0	2
Wagoner	3	2	0	1	0	0	0
Washington	1	0	1	0	0	0	0
Woods	2	2	0	0	0	0	0
Woodward	3	1	0	0	1	0	1
Out of State/Unknown	1	1	0	0	0	0	0
Other Indicators							
Dual Diagnosis	19	12	13	0	0	0	1
Homeless	30	20	13	6	0	0	1
SED (6-17)	8	8	0	0	0	0	1

Notes: The same client may be counted in more than one category, e.g., clients can receive services under more than one contract source, in more than one "County of Residence," or may have multiple "Other Indicators." Please see Definition page for other considerations.

Oklahoma Department of Mental Health and Substance Abuse Services

Counts of Admitted Clients Served by Funding Source for Various Categories During FY1994

Race: Black

	Total	Funding Source					Other
		Mental Health	Substance Abuse	Domestic Violence	Residential Care	Medicaid	
Total							
Unduplicated Count	8,294	3,548	4,438	1,500	216	0	915
Agency Type							
Community Mental Health	4,483	3,205	2,220	0	0	0	802
Domestic Violence and Sexual Assault	1,527	1	43	1,500	0	0	16
Hospital	684	683	0	0	0	0	3
Other	34	6	30	0	0	0	0
Residential Care	216	1	0	0	216	0	0
Substance Abuse	2,381	7	2,317	0	0	0	94
Sex							
Female	4,060	1,747	1,900	994	71	0	476
Male	4,234	1,801	2,538	506	145	0	439
Age							
0-04	603	59	91	448	0	0	27
05-17	1,347	629	248	449	1	0	208
18-20	233	121	105	55	4	0	17
21-24	531	225	301	111	9	0	32
25-34	2,246	894	1,490	279	48	0	174
35-44	1,927	903	1,310	126	72	0	194
45-54	743	388	505	25	34	0	84
55-64	338	187	203	6	29	0	54
65-74	171	90	108	0	13	0	35
75-84	105	42	56	0	6	0	51
85+	50	10	21	1	0	0	39
Race							
Black	8,294	3,548	4,438	1,500	216	0	915
Presenting Problem/Diagnosis							
Alcohol Abuse	927	148	818	6	6	0	35
Developmental Disorder	322	253	27	0	6	0	108
Mood Disorder	1,251	880	608	0	9	0	183
Non Alcohol/Drug Related Organic	209	85	105	0	0	0	100
Other Non-Psychotic	619	508	132	0	4	0	97
Other Psychotic	581	400	274	0	55	0	47
Personality Disorder	46	28	22	0	0	0	10
Schizophrenia	1,293	908	834	0	0	0	181
Social Conditions	2,080	210	302	1,460	137	0	64
Substance Related	1,594	164	1,478	4	1	0	72
Deferred/No Diagnosis	306	203	100	30	8	0	19
County of Residence							
Adair	4	3	1	0	1	0	0
Alfalfa	4	0	1	3	0	0	0
Atoka	16	9	7	0	0	0	1
Beckham	25	6	17	0	4	0	3
Blaine	21	13	9	3	0	0	3
Bryan	14	8	9	0	0	0	0
Caddo	22	14	10	3	0	0	0
Canadian	48	38	27	2	8	0	2
Carter	144	76	82	12	0	0	4
Cherokee	17	12	2	3	2	0	0
Choctaw	69	28	28	12	1	0	0

Notes: The same client may be counted in more than one category, e.g., clients can receive services under more than one contract source, in more than one "County of Residence," or may have multiple "Other Indicators." Please see Definition page for other considerations.

Oklahoma Department of Mental Health and Substance Abuse Services

Counts of Admitted Clients Served by Funding Source for Various Categories During FY1994

Race: Black

	Funding Source						
	Total	Mental Health	Substance Abuse	Domestic Violence	Residential Care	Medicaid	Other
Cimarron	1	0	0	1	0	0	0
Cleveland	233	115	51	23	23	0	50
Coal	4	1	3	0	0	0	0
Comanche	516	259	128	169	9	0	14
Cotton	4	1	1	0	2	0	0
Craig	80	59	61	0	32	0	1
Creek	63	40	36	13	0	0	1
Custer	55	24	30	8	0	0	3
Delaware	4	3	0	0	1	0	1
Dewey	1	0	1	0	0	0	0
Garfield	146	75	59	23	2	0	2
Garvin	27	18	11	3	0	0	0
Grady	66	45	38	8	0	0	2
Greer	17	9	11	0	0	0	0
Harmon	3	2	1	0	0	0	0
Harper	1	1	0	0	0	0	0
Haskell	4	0	2	2	0	0	0
Hughes	15	14	3	0	0	0	0
Jackson	115	43	33	49	1	0	1
Johnston	10	7	4	0	0	0	0
Kay	28	15	15	1	0	0	7
Kingfisher	4	4	3	0	0	0	0
Kiowa	30	13	18	4	0	0	0
Latimer	1	1	0	0	0	0	0
LeFlore	34	11	2	22	0	0	0
Lincoln	39	9	23	4	0	0	19
Logan	68	32	28	11	0	0	1
Love	3	2	1	0	0	0	0
Major	2	2	1	0	0	0	0
Marshall	1	1	0	0	0	0	0
Mayes	18	6	6	0	11	0	0
McClain	7	4	2	1	0	0	0
McCurtain	133	51	42	43	1	0	0
McIntosh	43	37	30	0	12	0	1
Murray	11	8	5	0	1	0	0
Muskogee	472	336	198	80	16	0	1
Noble	9	4	4	1	1	0	0
Nowata	11	5	8	1	0	0	0
Okfuskee	58	54	45	0	20	0	0
Oklahoma	3,074	1,102	1,707	381	28	0	724
Okmulgee	112	81	70	10	4	0	0
Osage	44	20	32	6	0	0	0
Ottawa	6	4	5	0	0	0	0
Pawnee	10	7	3	0	0	0	1
Payne	122	37	57	36	1	0	10
Pittsburgh	64	34	27	4	4	0	0
Pontotoc	56	22	18	20	1	0	4
Pottawatomie	74	18	34	23	0	0	30
Rogers	37	25	21	0	13	0	0
Seminole	60	34	39	1	0	0	3
Sequoyah	19	19	3	0	4	0	0
Stephens	29	16	12	3	2	0	1
Texas	1	0	1	0	0	0	0

Notes: The same client may be counted in more than one category, e.g., clients can receive services under more than one contract source, in more than one "County of Residence," or may have multiple "Other Indicators." Please see Definition page for other considerations.

Oklahoma Department of Mental Health and Substance Abuse Services
Counts of Admitted Clients Served by Funding Source for Various Categories During FY1994
Race: Black

	Funding Source						
	Total	Mental Health	Substance Abuse	Domestic Violence	Residential Care	Medicaid	
Tillman	22	15	9	0	0	0	1
Tulsa	1,942	640	1,367	351	13	0	22
Wagoner	48	25	16	10	2	0	0
Washington	121	27	41	78	1	0	0
Washita	8	1	1	6	0	0	0
Woodward	17	2	12	1	2	0	0
Out of State/Unknown	126	21	33	77	0	0	3
Other Indicators							
Dual Diagnosis	1,156	786	721	6	11	0	144
Homeless	991	232	449	388	38	0	9
SED (6-17)	322	296	27	0	0	0	48

Notes: The same client may be counted in more than one category, e.g., clients can receive services under more than one contract source, in more than one "County of Residence," or may have multiple "Other Indicators." Please see Definition page for other considerations.

Oklahoma Department of Mental Health and Substance Abuse Services

Counts of Admitted Clients Served by Funding Source for Various Categories During FY1994

Race: White

	Total	Funding Source					Other
		Mental Health	Substance Abuse	Domestic Violence	Residential Care	Medicaid	
Total							
Unduplicated Count	45,889	27,184	20,563	5,722	1,124	0	2,087
Agency Type							
Community Mental Health	30,414	25,394	11,240	0	0	0	1,721
Domestic Violence and Sexual Assault	5,859	2	269	5,671	0	0	54
Hospital	3,243	3,243	0	0	0	0	10
Other	532	269	227	52	0	0	0
Residential Care	1,126	14	0	0	1,124	0	0
Substance Abuse	9,690	29	9,519	0	0	0	307
Sex							
Female	24,502	14,985	9,304	4,310	456	0	1,071
Male	21,386	12,198	11,259	1,412	668	0	1,016
Age							
0-04	1,521	420	96	1,002	0	0	88
05-17	7,105	4,625	1,407	1,213	0	0	568
18-20	1,810	978	788	289	25	0	71
21-24	3,462	1,848	1,651	559	37	0	114
25-34	11,170	6,321	5,602	1,410	186	0	362
35-44	10,308	6,082	5,655	857	278	0	348
45-54	5,545	3,657	2,881	300	247	0	173
55-64	2,863	1,919	1,521	67	196	0	91
65-74	1,347	897	642	21	115	0	79
75-84	564	344	230	4	35	0	112
85+	194	93	90	0	5	0	81
Race							
White	45,889	27,184	20,563	5,722	1,124	0	2,087
Presenting Problem/Diagnosis							
Alcohol Abuse	5,923	1,392	5,107	12	11	0	157
Developmental Disorder	1,743	1,609	121	8	30	0	196
Mood Disorder	11,718	9,657	4,618	7	59	0	395
Non Alcohol/Drug Related Organic	874	531	430	0	0	0	203
Other Non-Psychotic	5,834	5,192	1,253	4	15	0	302
Other Psychotic	2,351	1,778	921	2	270	0	55
Personality Disorder	639	516	261	0	0	0	33
Schizophrenia	4,086	3,169	2,293	0	0	0	154
Social Conditions	10,039	2,235	1,593	5,582	741	0	378
Substance Related	4,971	778	4,418	21	6	0	181
Deferred/No Diagnosis	2,116	1,644	518	92	50	0	37
County of Residence							
Adair	179	152	12	14	19	0	1
Alfalfa	89	66	22	5	0	0	1
Atoka	166	123	48	2	0	0	1
Beaver	41	25	13	0	1	0	3
Beckham	563	308	316	32	22	0	20
Blaine	176	104	88	5	0	0	9
Bryan	806	552	307	114	1	0	11
Caddo	223	142	78	21	0	0	3
Canadian	1,055	836	432	62	68	0	12
Carter	762	474	315	59	1	0	74

Notes: The same client may be counted in more than one category, e.g., clients can receive services under more than one contract source, in more than one "County of Residence," or may have multiple "Other Indicators." Please see Definition page for other considerations.

Oklahoma Department of Mental Health and Substance Abuse Services

Counts of Admitted Clients Served by Funding Source for Various Categories During FY1994

Race: White

	Funding Source						
	Total	Mental Health	Substance Abuse	Domestic Violence	Residential Care	Medicaid	Other
Cherokee	575	454	70	75	61	0	6
Choctaw	226	106	85	42	2	0	0
Cimarron	30	13	14	4	1	0	1
Cleveland	2,480	1,319	900	172	185	0	124
Coal	105	49	35	25	0	0	5
Comanche	1,285	819	333	239	65	0	25
Cotton	46	31	11	5	1	0	0
Craig	508	405	328	1	193	0	0
Creek	670	450	449	58	0	0	3
Custer	582	339	244	56	1	0	27
Delaware	335	264	134	14	10	0	16
Dewey	55	34	17	7	1	0	0
Ellis	33	24	5	4	0	0	0
Garfield	1,067	705	273	198	12	0	12
Garvin	493	313	236	30	0	0	3
Grady	903	580	496	135	0	0	8
Grant	48	36	7	9	0	0	0
Greer	102	57	34	13	0	0	8
Harmon	31	21	7	6	0	0	0
Harper	52	45	4	4	0	0	2
Haskell	136	118	14	6	0	0	0
Hughes	176	130	34	19	1	0	3
Jackson	401	186	63	166	1	0	14
Jefferson	42	29	20	0	1	0	0
Johnston	211	168	78	9	0	0	2
Kay	960	730	248	118	3	0	70
Kingfisher	183	158	61	4	0	0	0
Kiowa	202	128	65	27	1	0	7
Latimer	89	78	8	5	0	0	0
LeFlore	472	313	57	113	1	0	0
Lincoln	536	216	187	24	0	0	334
Logan	405	237	171	12	0	0	10
Love	137	97	45	12	1	0	2
Major	70	57	5	9	0	0	0
Marshall	220	185	64	11	1	0	3
Mayes	476	311	161	79	53	0	10
McClain	191	108	76	4	1	0	10
McCurtain	523	201	175	173	1	0	1
McIntosh	345	282	160	18	35	0	1
Murray	305	203	135	6	4	0	5
Muskogee	1,840	1,602	511	147	27	0	2
Noble	181	105	70	12	12	0	5
Nowata	102	71	45	18	0	0	1
Okfuskee	142	108	90	4	14	0	1
Oklahoma	8,930	4,340	5,002	748	113	0	581
Okmulgee	463	375	277	17	22	0	2
Osage	419	276	180	43	0	0	19
Ottawa	546	308	306	92	0	0	21
Pawnee	189	93	98	31	1	0	5
Payne	1,298	506	701	270	1	0	63
Pittsburgh	740	568	154	29	30	0	2
Pontotoc	900	386	411	219	16	0	17
Pottawatomie	933	251	419	151	1	0	401

Notes: The same client may be counted in more than one category, e.g., clients can receive services under more than one contract source, in more than one "County of Residence," or may have multiple "Other Indicators." Please see Definition page for other considerations.

Oklahoma Department of Mental Health and Substance Abuse Services

Counts of Admitted Clients Served by Funding Source for Various Categories During FY1994

Race: White

	Funding Source						
	Total	Mental Health	Substance Abuse	Domestic Violence	Residential Care	Medicaid	
Pushmataha	174	94	65	24	0	0	1
Roger Mills	40	27	12	3	1	0	1
Rogers	675	471	346	26	56	0	1
Seminole	559	261	393	20	0	0	16
Sequoyah	513	468	37	18	52	0	0
Stephens	374	245	137	32	22	0	1
Texas	275	179	78	28	0	0	7
Tillman	76	53	15	11	1	0	4
Tulsa	5,938	2,908	3,845	671	41	0	66
Wagoner	402	258	106	71	2	0	1
Washington	1,008	351	350	520	1	0	1
Washita	186	110	69	22	0	0	9
Woods	283	249	34	6	0	0	0
Woodward	582	372	104	116	20	0	4
Out of State/Unknown	723	149	342	245	10	0	9
Other Indicators							
Dual Diagnosis	5,998	4,640	3,164	26	26	0	164
Homeless	3,502	1,268	1,648	1,002	78	0	47
SED (6-17)	2,097	1,946	203	6	0	0	158

Notes: The same client may be counted in more than one category, e.g., clients can receive services under more than one contract source, in more than one "County of Residence," or may have multiple "Other Indicators." Please see Definition page for other considerations.

Oklahoma Department of Mental Health and Substance Abuse Services

Counts of Admitted Clients Served by Funding Source for Various Categories During FY1994 Residential Treatment Services

	Total	Funding Source					
		Mental Health	Substance Abuse	Domestic Violence	Residential Care	Medicaid	Other
Total							
Unduplicated Count	6,873	1,670	5,407	0	0	0	95
Agency Type							
Community Mental Health	2,436	1,665	903	0	0	0	0
Substance Abuse	4,700	5	4,628	0	0	0	95
Sex							
Female	1,938	679	1,297	0	0	0	32
Male	4,935	991	4,110	0	0	0	63
Age							
0-04	43	0	43	0	0	0	0
05-17	286	4	247	0	0	0	45
18-20	317	99	227	0	0	0	3
21-24	761	222	571	0	0	0	2
25-34	2,567	562	2,090	0	0	0	22
35-44	1,966	500	1,544	0	0	0	18
45-54	659	201	487	0	0	0	5
55-64	228	69	165	0	0	0	0
65-74	39	10	29	0	0	0	0
75-84	7	3	4	0	0	0	0
Race							
White	4,603	1,192	3,548	0	0	0	57
Black	1,205	324	913	0	0	0	22
Native American	860	106	786	0	0	0	12
Hispanic	196	40	157	0	0	0	3
Asian	15	8	6	0	0	0	1
Presenting Problem/Diagnosis							
Alcohol Abuse	2,806	338	2,572	0	0	0	9
Developmental Disorder	4	4	0	0	0	0	0
Mood Disorder	715	562	173	0	0	0	0
Non Alcohol/Drug Related Organic	21	15	6	0	0	0	0
Other Non-Psychotic	199	169	31	0	0	0	0
Other Psychotic	279	244	40	0	0	0	0
Personality Disorder	7	1	6	0	0	0	0
Schizophrenia	212	173	41	0	0	0	0
Social Conditions	74	15	59	0	0	0	0
Substance Related	2,726	136	2,578	0	0	0	87
Deferred/No Diagnosis	27	13	15	0	0	0	0
County of Residence							
Adair	17	1	17	0	0	0	0
Alfalfa	6	1	5	0	0	0	0
Atoka	43	1	42	0	0	0	0
Beaver	7	0	7	0	0	0	0
Beckham	79	5	73	0	0	0	2
Blaine	45	2	43	0	0	0	1
Bryan	38	1	38	0	0	0	1
Caddo	61	2	59	0	0	0	0
Canadian	61	9	52	0	0	0	1
Carter	102	2	99	0	0	0	2
Cherokee	82	5	81	0	0	0	1
Choctaw	33	1	32	0	0	0	0

Notes: The same client may be counted in more than one category, e.g., clients can receive services under more than one contract source, in more than one "County of Residence," or may have multiple "Other Indicators." Please see Definition page for other considerations.

Oklahoma Department of Mental Health and Substance Abuse Services

Counts of Admitted Clients Served by Funding Source for Various Categories During FY1994

Residential Treatment Services

	Funding Source					
	Total	Mental Health	Substance Abuse	Domestic Violence	Residential Care	Medicaid Other
Cimarron	8	1	7	0	0	0
Cleveland	251	22	227	0	0	7
Coal	22	0	22	0	0	0
Comanche	142	3	140	0	0	2
Cotton	7	0	7	0	0	0
Craig	56	0	56	0	0	0
Creek	57	1	56	0	0	0
Custer	134	22	109	0	0	4
Delaware	48	2	48	0	0	1
Dewey	8	1	7	0	0	0
Ellis	3	0	3	0	0	0
Garfield	201	1	198	0	0	2
Garvin	30	2	28	0	0	0
Grady	52	5	46	0	0	1
Grant	3	0	3	0	0	0
Greer	34	9	25	0	0	0
Harmon	4	0	4	0	0	0
Harper	3	1	2	0	0	0
Haskell	12	0	12	0	0	0
Hughes	29	2	27	0	0	0
Jackson	56	0	55	0	0	1
Jefferson	12	0	12	0	0	0
Johnston	15	0	15	0	0	0
Kay	53	1	52	0	0	1
Kingfisher	8	2	6	0	0	0
Kiowa	34	7	27	0	0	0
Latimer	3	0	3	0	0	0
LeFlore	35	2	34	0	0	0
Lincoln	36	19	15	0	0	3
Logan	38	5	30	0	0	4
Love	8	0	8	0	0	0
Major	4	0	4	0	0	0
Marshall	11	0	11	0	0	0
Mayes	35	3	34	0	0	1
McClain	20	0	20	0	0	0
McCurtain	46	0	45	0	0	1
McIntosh	16	0	16	0	0	0
Murray	17	0	17	0	0	0
Muskogee	148	3	148	0	0	1
Noble	10	0	10	0	0	0
Nowata	7	0	6	0	0	1
Okfuskee	22	1	21	0	0	0
Oklahoma	2,528	1,450	1,246	0	0	34
Okmulgee	43	2	42	0	0	0
Osage	53	2	50	0	0	1
Ottawa	56	0	54	0	0	2
Pawnee	13	2	12	0	0	1
Payne	172	2	170	0	0	0
Pittsburgh	119	2	118	0	0	1
Pontotoc	42	1	40	0	0	1
Pottawatomie	76	11	68	0	0	0
Pushmataha	12	0	12	0	0	0
Roger Mills	8	2	6	0	0	0

Notes: The same client may be counted in more than one category, e.g., clients can receive services under more than one contract source, in more than one "County of Residence," or may have multiple "Other Indicators." Please see Definition page for other considerations.

Oklahoma Department of Mental Health and Substance Abuse Services
Counts of Admitted Clients Served by Funding Source for Various Categories During FY1994
Residential Treatment Services

	Total	Funding Source					Other
		Mental Health	Substance Abuse	Domestic Violence	Residential Care	Medicaid	
Rogers	59	3	58	0	0	0	1
Seminole	56	5	51	0	0	0	0
Sequoyah	29	3	28	0	0	0	0
Stephens	100	0	100	0	0	0	0
Texas	25	0	25	0	0	0	0
Tillman	9	0	9	0	0	0	0
Tulsa	855	6	843	0	0	0	10
Wagoner	46	7	46	0	0	0	0
Washington	86	1	86	0	0	0	0
Washita	22	9	13	0	0	0	0
Woods	13	0	13	0	0	0	0
Woodward	119	1	114	0	0	0	4
Out of State/Unknown	174	16	160	0	0	0	3
Other Indicators							
Dual Diagnosis	885	470	490	0	0	0	5
Homeless	921	246	717	0	0	0	7
SED (6-17)	147	0	136	0	0	0	13

Notes: The same client may be counted in more than one category, e.g., clients can receive services under more than one contract source, in more than one "County of Residence," or may have multiple "Other Indicators." Please see Definition page for other considerations.

Oklahoma Department of Mental Health and Substance Abuse Services

Counts of Admitted Clients Served by Funding Source for Various Categories During FY1994 SED Clients

	Total	Funding Source					
		Mental Health	Substance Abuse	Domestic Violence	Residential Care	Medicaid	Other
Total							
Unduplicated Count	4,048	3,423	546	330	1	0	428
Agency Type							
Community Mental Health	3,388	3,260	139	0	0	0	391
Domestic Violence and Sexual Assault	330	0	0	330	0	0	1
Hospital	308	307	0	0	0	0	13
Other	8	7	2	0	0	0	0
Residential Care	1	0	0	0	1	0	0
Substance Abuse	421	0	409	0	0	0	26
Sex							
Female	1,601	1,344	203	156	1	0	162
Male	2,447	2,079	343	174	0	0	266
Age							
0-04	331	199	29	116	0	0	30
05-17	3,717	3,224	517	214	1	0	398
Race							
White	3,027	2,604	383	219	0	0	273
Black	498	395	64	53	1	0	96
Native American	354	284	66	40	0	0	43
Hispanic	177	134	34	17	0	0	13
Asian	14	13	1	1	0	0	3
Presenting Problem/Diagnosis							
Alcohol Abuse	75	13	63	0	0	0	4
Developmental Disorder	1,281	1,229	44	1	0	0	167
Mood Disorder	932	913	44	0	0	0	63
Non Alcohol/Drug Related Organic	19	19	1	0	0	0	3
Other Non-Psychotic	783	748	32	0	0	0	91
Other Psychotic	55	53	2	0	0	0	5
Personality Disorder	10	9	0	0	0	0	1
Schizophrenia	38	37	3	0	0	0	2
Social Conditions	827	350	147	327	1	0	63
Substance Related	251	32	218	0	0	0	23
Deferred/No Diagnosis	188	177	11	2	0	0	10
County of Residence							
Adair	37	36	1	1	0	0	0
Alfalfa	2	1	0	1	0	0	0
Atoka	13	11	2	0	0	0	0
Beaver	1	0	0	0	0	0	1
Beckham	62	56	1	4	0	0	4
Blaine	43	40	0	0	0	0	7
Bryan	42	38	1	5	0	0	3
Caddo	9	8	1	0	0	0	0
Canadian	122	106	17	3	0	0	2
Carter	61	58	3	1	0	0	3
Cherokee	70	59	2	9	0	0	0
Choctaw	14	11	2	1	0	0	0
Cimarron	1	0	0	1	0	0	0
Cleveland	194	156	41	12	0	0	14
Coal	8	8	1	0	0	0	0
Comanche	58	40	12	14	0	0	2

Notes: The same client may be counted in more than one category, e.g., clients can receive services under more than one contract source, in more than one "County of Residence," or may have multiple "Other Indicators." Please see Definition page for other considerations.

Oklahoma Department of Mental Health and Substance Abuse Services

Counts of Admitted Clients Served by Funding Source for Various Categories During FY1994

SED Clients

	Funding Source						
	Total	Mental Health	Substance Abuse	Domestic Violence	Residential Care	Medicaid	Other
Craig	13	11	2	0	0	0	0
Creek	50	45	5	4	0	0	0
Custer	75	67	1	3	0	0	12
Delaware	60	49	9	0	0	0	16
Dewey	3	3	0	0	0	0	0
Ellis	3	2	0	1	0	0	0
Garfield	176	159	4	17	0	0	2
Garvin	20	19	2	0	0	0	0
Grady	81	61	23	12	0	0	4
Grant	3	3	0	0	0	0	0
Greer	14	11	1	0	0	0	4
Harper	1	0	1	0	0	0	0
Haskell	10	10	0	0	0	0	0
Hughes	9	5	2	2	0	0	1
Jackson	17	7	1	3	0	0	7
Johnston	8	7	1	0	0	0	0
Kay	105	96	3	7	0	0	10
Kingfisher	30	30	0	0	0	0	0
Kiowa	20	20	0	0	0	0	3
Latimer	9	9	2	0	0	0	0
LeFlore	31	23	5	7	0	0	0
Lincoln	44	32	9	0	0	0	35
Logan	98	87	15	0	0	0	1
Love	11	11	0	0	0	0	0
Major	5	5	0	0	0	0	0
Marshall	10	10	0	0	0	0	0
Mayes	48	37	0	12	0	0	6
McClain	17	15	0	0	0	0	5
McCurtain	36	23	8	7	0	0	0
McIntosh	74	72	15	1	0	0	0
Murray	16	15	1	0	0	0	3
Muskogee	276	254	31	28	1	0	2
Noble	10	9	0	0	0	0	1
Nowata	2	1	0	1	0	0	0
Okfuskee	14	10	5	2	0	0	0
Oklahoma	955	784	150	37	0	0	167
Okmulgee	36	32	3	4	0	0	1
Osage	46	36	4	4	0	0	8
Ottawa	102	65	36	7	0	0	18
Pawnee	24	20	0	2	0	0	3
Payne	72	51	4	11	0	0	21
Pittsburgh	64	56	18	1	0	0	0
Pontotoc	61	50	3	12	0	0	3
Pottawatomie	82	66	30	1	0	0	48
Pushmataha	11	10	3	0	0	0	0
Roger Mills	4	4	0	0	0	0	0
Rogers	56	56	3	0	0	0	0
Seminole	28	23	7	0	0	0	4
Sequoyah	42	42	1	0	0	0	0
Stephens	3	3	0	0	0	0	0
Texas	1	1	0	0	0	0	0
Tillman	3	2	0	0	0	0	1
Tulsa	287	219	42	42	0	0	2

Notes: The same client may be counted in more than one category, e.g., clients can receive services under more than one contract source, in more than one "County of Residence," or may have multiple "Other Indicators." Please see Definition page for other considerations.

Oklahoma Department of Mental Health and Substance Abuse Services
Counts of Admitted Clients Served by Funding Source for Various Categories During FY1994
SED Clients

	Total	Funding Source					Other
		Mental Health	Substance Abuse	Domestic Violence	Residential Care	Medicaid	
Wagoner	20	18	0	2	0	0	0
Washington	99	66	6	46	0	0	0
Washita	26	23	1	1	0	0	4
Woods	13	13	1	0	0	0	0
Woodward	28	23	1	3	0	0	2
Out of State/Unknown	20	4	9	7	0	0	0
Other Indicators							
Dual Diagnosis	209	183	28	0	0	0	15
Homeless	171	72	18	82	0	0	6
SED (6-17)	2,640	2,426	278	6	0	0	228

Notes: The same client may be counted in more than one category, e.g., clients can receive services under more than one contract source, in more than one "County of Residence," or may have multiple "Other Indicators." Please see Definition page for other considerations.

Oklahoma Department of Mental Health and Substance Abuse Services

Counts of Admitted Clients Served by Funding Source for Various Categories During FY1994

Sex: Female Clients

		Funding Source						
		Total	Mental Health	Substance Abuse	Domestic Violence	Residential Care	Medicaid	Other
Total	Unduplicated Count	32,085	18,414	12,438	6,464	602	0	1,686
Agency Type	Community Mental Health	21,397	17,515	7,875	0	0	0	1,604
	Domestic Violence and Sexual Assault	6,511	2	182	6,433	0	0	19
	Hospital	1,709	1,709	0	0	0	0	1
	Other	292	179	94	32	0	0	0
	Residential Care	603	5	0	0	602	0	0
	Substance Abuse	4,613	2	4,598	0	0	0	65
Sex	Female	32,085	18,414	12,438	6,464	602	0	1,686
Age	0-04	1,251	253	121	878	0	0	72
	05-17	4,512	2,648	800	1,139	1	0	366
	18-20	1,291	674	396	393	9	0	57
	21-24	2,469	1,284	849	757	22	0	76
	25-34	7,866	4,342	3,257	1,785	75	0	281
	35-44	6,936	4,054	3,302	1,072	117	0	272
	45-54	3,871	2,620	1,834	342	138	0	147
	55-64	2,089	1,448	1,044	72	116	0	99
	65-74	1,103	731	529	21	93	0	87
	75-84	500	278	215	4	27	0	130
	85+	197	82	91	1	4	0	99
Race	White	24,502	14,985	9,304	4,310	456	0	1,071
	Black	4,060	1,747	1,900	994	71	0	476
	Native American	2,515	1,196	949	785	63	0	96
	Hispanic	941	429	264	327	11	0	33
	Asian	160	87	39	50	2	0	10
Presenting Problem/Diagnosis	Alcohol Abuse	1,948	447	1,673	12	2	0	24
	Developmental Disorder	724	625	63	6	13	0	115
	Mood Disorder	9,111	7,397	3,636	6	28	0	427
	Non Alcohol/Drug Related Organic	575	283	261	0	0	0	225
	Other Non-Psychotic	4,176	3,680	888	3	8	0	275
	Other Psychotic	1,627	1,218	679	2	137	0	62
	Personality Disorder	498	400	196	0	0	0	32
	Schizophrenia	2,668	2,004	1,512	0	0	0	162
	Social Conditions	9,572	1,604	1,392	6,332	396	0	296
	Substance Related	2,549	409	2,296	14	3	0	42
	Deferred/No Diagnosis	1,400	1,087	317	95	29	0	30
County of Residence	Adair	149	103	4	40	13	0	0
	Alfalfa	53	42	7	5	0	0	0
	Atoka	98	80	13	6	1	0	1
	Beaver	23	18	4	1	0	0	1
	Beckham	328	172	180	26	15	0	17
	Blaine	124	70	58	8	0	0	12
	Bryan	558	365	181	119	0	0	13
	Caddo	160	99	45	24	0	0	3

Notes: The same client may be counted in more than one category, e.g., clients can receive services under more than one contract source, in more than one "County of Residence," or may have multiple "Other Indicators." Please see Definition page for other considerations.

Oklahoma Department of Mental Health and Substance Abuse Services

Counts of Admitted Clients Served by Funding Source for Various Categories During FY1994

Sex: Female Clients

	Funding Source						
	Total	Mental Health	Substance Abuse	Domestic Violence	Residential Care	Medicaid	Other
Canadian	707	569	271	62	41	0	7
Carter	541	303	211	63	0	0	60
Cherokee	475	332	35	117	37	0	1
Choctaw	175	84	44	55	1	0	0
Cimarron	12	5	4	3	1	0	0
Cleveland	1,413	803	439	171	89	0	11
Coal	65	33	15	17	0	0	4
Comanche	1,151	686	182	375	42	0	21
Cotton	24	21	0	3	0	0	0
Craig	298	254	182	5	103	0	0
Creek	423	298	249	72	0	0	0
Custer	413	224	138	86	0	0	11
Delaware	246	202	90	22	4	0	16
Dewey	37	21	9	10	0	0	0
Ellis	20	11	2	7	0	0	0
Garfield	635	436	74	192	5	0	3
Garvin	304	186	157	25	0	0	1
Grady	635	400	331	121	0	0	4
Grant	31	21	5	9	0	0	0
Greer	74	43	17	17	0	0	5
Harmon	30	15	3	14	0	0	0
Harper	33	26	2	4	0	0	2
Haskell	87	76	5	6	0	0	0
Hughes	123	99	19	16	1	0	1
Jackson	344	146	23	191	0	0	8
Jefferson	14	9	5	1	0	0	0
Johnston	147	119	45	11	0	0	0
Kay	590	457	124	114	0	0	19
Kingfisher	117	107	29	4	0	0	0
Kiowa	144	89	45	23	0	0	4
Latimer	52	40	4	7	2	0	0
LeFlore	312	184	23	113	0	0	0
Lincoln	333	113	110	21	0	0	238
Logan	254	155	95	15	0	0	5
Love	82	56	28	7	0	0	1
Major	45	36	2	8	0	0	0
Marshall	150	120	34	20	0	0	2
Mayes	336	233	107	75	17	0	4
McClain	112	61	40	8	1	0	6
McCurtain	436	154	104	201	0	0	0
McIntosh	218	179	98	18	21	0	0
Murray	203	142	80	6	2	0	1
Muskogee	1,381	1,152	377	187	18	0	2
Noble	120	79	35	13	4	0	5
Nowata	85	57	40	16	0	0	0
Okfuskee	108	94	53	7	14	0	0
Oklahoma	6,623	3,035	3,215	983	51	0	797
Okmulgee	340	274	201	22	12	0	0
Osage	318	199	153	42	0	0	5
Ottawa	390	208	210	96	0	0	24
Pawnee	141	64	62	31	1	0	6
Payne	672	344	251	222	0	0	28
Pittsburgh	454	370	52	32	17	0	1

Notes: The same client may be counted in more than one category, e.g., clients can receive services under more than one contract source, in more than one "County of Residence," or may have multiple "Other Indicators." Please see Definition page for other considerations.

Oklahoma Department of Mental Health and Substance Abuse Services
Counts of Admitted Clients Served by Funding Source for Various Categories During FY1994
Sex: Female Clients

	Funding Source						
	Total	Mental Health	Substance Abuse	Domestic Violence	Residential Care	Medicaid	Other
Pontotoc	643	250	273	210	15	0	6
Pottawatomie	660	133	256	157	0	0	294
Pushmataha	108	56	27	30	0	0	1
Roger Mills	19	13	5	2	1	0	0
Rogers	401	318	179	22	20	0	0
Seminole	374	186	237	25	0	0	9
Sequoyah	276	246	16	20	21	0	0
Stephens	207	145	47	33	11	0	1
Texas	185	130	35	25	0	0	2
Tillman	75	51	10	15	0	0	5
Tulsa	4,258	2,062	2,502	793	23	0	12
Wagoner	282	177	58	65	3	0	0
Washington	825	231	213	559	2	0	0
Washita	123	67	37	25	0	0	4
Woods	169	153	15	4	0	0	0
Woodward	330	225	12	104	8	0	2
Out of State/Unknown	478	67	143	279	2	0	1
Other Indicators							
Dual Diagnosis	3,111	2,344	1,635	3	12	0	146
Homeless	2,449	672	761	1,254	49	0	10
SED (6-17)	1,048	982	93	2	0	0	80

Notes: The same client may be counted in more than one category, e.g., clients can receive services under more than one contract source, in more than one "County of Residence," or may have multiple "Other Indicators." Please see Definition page for other considerations.

Oklahoma Department of Mental Health and Substance Abuse Services

Counts of Admitted Clients Served by Funding Source for Various Categories During FY1994

Sex: Male Clients

	Total	Funding Source					Other
		Mental Health	Substance Abuse	Domestic Violence	Residential Care	Medicaid	
Total							
Unduplicated Count	29,153	15,590	15,822	2,370	923	0	1,639
Agency Type							
Community Mental Health	17,027	14,094	6,873	0	0	0	1,159
Domestic Violence and Sexual Assault	2,511	1	167	2,348	0	0	60
Hospital	2,757	2,756	0	0	0	0	12
Other	353	135	204	22	0	0	0
Residential Care	924	10	0	0	923	0	0
Substance Abuse	9,548	39	9,290	0	0	0	410
Sex							
Male	29,153	15,590	15,822	2,370	923	0	1,639
Age							
0-04	1,393	327	113	949	0	0	64
05-17	5,351	3,345	1,136	961	0	0	533
18-20	1,098	602	663	17	29	0	43
21-24	2,147	1,048	1,428	67	40	0	87
25-34	7,293	3,646	4,828	216	210	0	319
35-44	6,755	3,599	4,555	119	281	0	320
45-54	3,003	1,744	1,897	27	165	0	128
55-64	1,351	810	823	14	130	0	53
65-74	514	324	276	0	49	0	32
75-84	196	120	82	0	18	0	38
85+	52	25	21	0	1	0	22
Race							
White	21,386	12,198	11,259	1,412	668	0	1,016
Black	4,234	1,801	2,538	506	145	0	439
Native American	2,629	1,189	1,566	289	82	0	147
Hispanic	898	373	430	148	25	0	30
Asian	123	66	63	16	5	0	7
Presenting Problem/Diagnosis							
Alcohol Abuse	6,379	1,369	5,573	9	18	0	225
Developmental Disorder	1,639	1,499	96	2	27	0	249
Mood Disorder	5,049	4,153	2,045	1	45	0	196
Non Alcohol/Drug Related Organic	600	408	310	0	0	0	85
Other Non-Psychotic	2,995	2,679	605	1	11	0	161
Other Psychotic	1,643	1,223	631	0	234	0	46
Personality Disorder	241	188	110	0	0	0	12
Schizophrenia	3,181	2,461	1,892	0	0	0	186
Social Conditions	4,762	1,111	756	2,301	605	0	205
Substance Related	4,942	682	4,426	14	8	0	242
Deferred/No Diagnosis	1,245	908	370	43	45	0	34
County of Residence							
Adair	144	102	22	21	18	0	1
Alfalfa	47	28	19	3	0	0	1
Atoka	126	72	58	1	0	0	3
Beaver	19	7	9	0	1	0	2
Beckham	318	177	188	9	13	0	8
Blaine	124	70	69	2	0	0	5
Bryan	392	270	163	42	1	0	5
Caddo	200	116	100	9	0	0	2

Notes: The same client may be counted in more than one category, e.g., clients can receive services under more than one contract source, in more than one "County of Residence," or may have multiple "Other Indicators." Please see Definition page for other considerations.

Oklahoma Department of Mental Health and Substance Abuse Services

Counts of Admitted Clients Served by Funding Source for Various Categories During FY1994

Sex: Male Clients

	Funding Source						
	Total	Mental Health	Substance Abuse	Domestic Violence	Residential Care	Medicaid	Other
Canadian	516	386	233	21	43	0	7
Carter	459	299	234	15	1	0	24
Cherokee	369	259	95	40	45	0	7
Choctaw	175	71	93	11	3	0	0
Cimarron	22	10	12	2	0	0	1
Cleveland	1,602	747	641	50	149	0	185
Coal	68	31	29	10	0	0	4
Comanche	908	505	367	109	40	0	24
Cotton	36	15	16	3	4	0	0
Craig	382	276	266	1	153	0	1
Creek	407	245	299	14	0	0	5
Custer	376	188	199	28	1	0	22
Delaware	216	145	91	4	8	0	19
Dewey	26	13	12	2	1	0	0
Ellis	19	13	3	3	0	0	0
Garfield	696	404	309	51	10	0	12
Garvin	256	167	116	10	0	0	2
Grady	407	265	238	40	0	0	8
Grant	22	16	2	4	0	0	0
Greer	70	39	33	3	0	0	4
Harmon	22	9	7	7	0	0	0
Harper	23	22	2	0	0	0	1
Haskell	72	59	13	2	0	0	0
Hughes	107	70	31	9	0	0	2
Jackson	277	108	88	89	2	0	10
Jefferson	29	20	15	0	1	0	0
Johnston	98	71	44	4	0	0	2
Kay	564	386	196	33	4	0	68
Kingfisher	80	63	40	0	0	0	0
Kiowa	119	66	53	11	1	0	5
Latimer	55	49	6	3	0	0	0
LeFlore	252	174	45	41	1	0	0
Lincoln	291	127	124	9	0	0	146
Logan	253	134	118	9	0	0	7
Love	69	50	22	6	1	0	1
Major	31	27	4	1	0	0	0
Marshall	100	80	32	6	1	0	3
Mayes	308	187	111	27	61	0	14
McClain	110	62	47	0	0	0	8
McCurtain	339	119	154	77	3	0	1
McIntosh	232	188	122	5	35	0	2
Murray	149	97	73	1	3	0	4
Muskogee	1,175	952	432	71	28	0	3
Noble	106	42	58	5	9	0	1
Nowata	64	34	32	12	0	0	2
Okfuskee	133	96	101	1	22	0	2
Oklahoma	6,438	2,880	4,047	325	101	0	568
Okmulgee	301	222	187	12	17	0	3
Osage	264	155	129	19	0	0	18
Ottawa	342	191	191	29	0	0	22
Pawnee	126	50	87	10	0	0	2
Payne	922	239	618	126	2	0	49
Pittsburgh	471	316	162	10	23	0	1

Notes: The same client may be counted in more than one category, e.g., clients can receive services under more than one contract source, in more than one "County of Residence," or may have multiple "Other Indicators." Please see Definition page for other considerations.

Oklahoma Department of Mental Health and Substance Abuse Services

Counts of Admitted Clients Served by Funding Source for Various Categories During FY1994

Sex: Male Clients

	Funding Source						
	Total	Mental Health	Substance Abuse	Domestic Violence	Residential Care	Medicaid	Other
Pontotoc	475	215	213	107	4	0	22
Pottawatomie	531	178	322	44	1	0	183
Pushmataha	102	51	52	4	0	0	0
Roger Mills	25	15	8	2	1	0	1
Rogers	442	256	263	11	55	0	2
Seminole	357	158	263	5	1	0	14
Sequoyah	340	301	45	7	51	0	0
Stephens	218	128	109	4	15	0	1
Texas	128	67	58	8	0	0	5
Tillman	46	25	19	7	1	0	3
Tulsa	4,429	1,752	3,274	357	36	0	91
Wagoner	227	133	90	28	3	0	1
Washington	541	208	257	185	0	0	1
Washita	89	55	37	9	0	0	5
Woods	124	103	22	2	0	0	0
Woodward	329	163	119	42	17	0	3
Out of State/Unknown	502	121	281	112	9	0	12
Other Indicators							
Dual Diagnosis	4,968	3,829	2,730	33	32	0	192
Homeless	2,922	1,059	1,718	497	86	0	54
SED (6-17)	1,713	1,565	185	4	0	0	149

Notes: The same client may be counted in more than one category, e.g., clients can receive services under more than one contract source, in more than one "County of Residence," or may have multiple "Other Indicators." Please see Definition page for other considerations.

Oklahoma Department of Mental Health and Substance Abuse Services

Counts of Admitted Clients Served by Funding Source for Various Categories During FY1994 SMI Clients

	Total	Funding Source					Other
		Mental Health	Substance Abuse	Domestic Violence	Residential Care	Medicaid	
Total							
Unduplicated Count	22,102	16,111	12,964	691	1,459	0	1,095
Agency Type							
Community Mental Health	19,596	14,920	11,474	0	0	0	1,059
Domestic Violence and Sexual Assault	712	0	48	683	0	0	4
Hospital	3,150	3,150	0	0	0	0	0
Other	65	22	38	8	0	0	0
Residential Care	1,461	14	0	0	1,459	0	0
Substance Abuse	2,024	7	2,004	0	0	0	32
Sex							
Female	12,157	8,777	6,736	664	561	0	640
Male	9,945	7,334	6,228	27	898	0	455
Age							
18-20	636	495	305	63	36	0	37
21-24	1,388	1,045	790	109	61	0	53
25-34	5,569	4,097	3,287	282	280	0	252
35-44	6,425	4,749	3,910	174	387	0	305
45-54	4,055	2,982	2,379	51	290	0	170
55-64	2,325	1,659	1,357	8	232	0	93
65-74	1,166	779	639	3	134	0	73
75-84	420	245	227	1	36	0	70
85+	118	60	70	0	3	0	42
Race							
White	17,243	12,747	9,842	512	1,074	0	615
Black	2,981	1,953	1,989	83	209	0	426
Native American	1,422	1,082	837	74	139	0	38
Hispanic	474	299	257	18	34	0	10
Asian	114	83	59	5	6	0	6
Presenting Problem/Diagnosis							
Alcohol Abuse	1,781	825	1,354	6	20	0	21
Developmental Disorder	238	164	83	1	37	0	24
Mood Disorder	7,970	6,082	4,330	2	69	0	314
Non Alcohol/Drug Related Organic	849	544	487	0	0	0	137
Other Non-Psychotic	2,235	1,822	958	1	18	0	63
Other Psychotic	2,751	2,000	1,175	1	353	0	98
Personality Disorder	463	349	252	0	0	0	22
Schizophrenia	5,530	4,197	3,291	0	0	0	337
Social Conditions	1,970	256	167	665	970	0	29
Substance Related	1,587	525	1,303	6	11	0	30
Deferred/No Diagnosis	1,071	770	434	12	65	0	20
County of Residence							
Adair	153	134	9	3	29	0	1
Alfalfa	50	45	8	1	0	0	0
Atoka	93	90	6	0	0	0	1
Beaver	20	17	2	0	1	0	0
Beckham	362	162	294	4	28	0	16
Blaine	78	31	63	1	0	0	4
Bryan	348	206	274	9	1	0	2
Caddo	93	80	25	0	0	0	0
Canadian	544	445	382	9	84	0	2

Notes: The same client may be counted in more than one category, e.g., clients can receive services under more than one contract source, in more than one "County of Residence," or may have multiple "Other Indicators." Please see Definition page for other considerations.

Oklahoma Department of Mental Health and Substance Abuse Services

Counts of Admitted Clients Served by Funding Source for Various Categories During FY1994 SMI Clients

	Funding Source						
	Total	Mental Health	Substance Abuse	Domestic Violence	Residential Care	Medicaid	Other
Carter	394	183	322	7	1	0	6
Cherokee	434	403	36	12	80	0	3
Choctaw	121	100	21	6	4	0	0
Cimarron	13	10	3	1	1	0	0
Cleveland	1,205	948	179	27	231	0	23
Coal	38	29	8	2	0	0	1
Comanche	422	342	94	19	73	0	32
Cotton	21	14	4	0	4	0	0
Craig	527	439	383	0	246	0	0
Creek	431	399	344	5	0	0	0
Custer	272	124	201	7	1	0	12
Delaware	129	111	75	2	12	0	2
Dewey	27	15	11	3	1	0	0
Ellis	15	12	3	0	0	0	0
Garfield	518	464	115	30	15	0	3
Garvin	258	116	224	1	0	0	1
Grady	375	335	274	19	0	0	2
Grant	20	18	2	1	0	0	0
Greer	44	23	26	2	0	0	2
Harmon	6	6	2	0	0	0	0
Harper	32	32	0	0	0	0	0
Haskell	89	88	1	0	0	0	0
Hughes	124	116	16	3	1	0	1
Jackson	94	78	15	8	2	0	2
Jefferson	9	7	4	0	1	0	0
Johnston	98	74	62	2	0	0	1
Kay	330	289	154	15	4	0	12
Kingfisher	83	76	33	2	0	0	0
Kiowa	91	43	63	1	1	0	2
Latimer	48	45	1	1	1	0	0
LeFlore	203	199	5	3	1	0	0
Lincoln	168	39	112	2	0	0	106
Logan	169	154	27	1	0	0	2
Love	54	24	43	1	1	0	0
Major	31	29	3	1	0	0	0
Marshall	71	51	43	1	1	0	0
Mayes	259	170	125	18	78	0	4
McClain	89	77	13	1	1	0	1
McCurtain	193	177	15	13	3	0	0
McIntosh	232	198	164	3	53	0	2
Murray	150	68	111	2	4	0	0
Muskogee	963	891	531	40	37	0	0
Noble	64	40	32	1	11	0	0
Nowata	49	42	31	1	0	0	0
Okfuskee	156	140	119	1	35	0	0
Oklahoma	5,157	2,648	3,801	102	147	0	636
Okmulgee	382	336	300	4	27	0	0
Osage	167	129	106	7	0	0	0
Ottawa	231	184	173	14	0	0	7
Pawnee	64	49	42	4	1	0	1
Payne	371	298	242	23	2	0	3
Pittsburgh	369	332	28	6	40	0	1
Pontotoc	377	162	305	21	19	0	1

Notes: The same client may be counted in more than one category, e.g., clients can receive services under more than one contract source, in more than one "County of Residence," or may have multiple "Other Indicators." Please see Definition page for other considerations.

Oklahoma Department of Mental Health and Substance Abuse Services
Counts of Admitted Clients Served by Funding Source for Various Categories During FY1994
SMI Clients

	Total	Funding Source					Other
		Mental Health	Substance Abuse	Domestic Violence	Residential Care	Medicaid	
Pottawatomie	336	111	205	17	1	0	185
Pushmataha	61	51	9	4	0	0	0
Roger Mills	18	10	9	0	2	0	0
Rogers	305	249	191	2	74	0	1
Seminole	375	171	323	5	1	0	2
Sequoyah	414	398	26	3	67	0	0
Stephens	138	123	23	2	23	0	1
Texas	101	92	14	2	0	0	0
Tillman	33	33	3	0	1	0	0
Tulsa	3,395	2,328	2,257	99	59	0	9
Wagoner	240	212	44	9	5	0	0
Washington	296	219	186	62	2	0	0
Washita	79	43	53	3	0	0	2
Woods	100	96	6	0	0	0	0
Woodward	263	192	49	14	25	0	0
Out of State/Unknown	150	93	46	16	10	0	1
Other Indicators							
Dual Diagnosis	5,207	4,043	3,094	4	44	0	261
Homeless	1,987	1,129	1,101	163	129	0	19

Notes: The same client may be counted in more than one category, e.g., clients can receive services under more than one contract source, in more than one "County of Residence," or may have multiple "Other Indicators." Please see Definition page for other considerations.

Definitions of Terms and Categorization Variables

The following are definitions of terms and categorization variables used in this Data Book report.

Admitted Clients Served

Admitted Clients Served had an admission transaction in the ICIS before or during the report year and had received a service during the year. They are counted only once in the total for each level of aggregation. This is called an unduplicated count.

Age

Client age is computed using the client's age at the middle of the fiscal year.

Contacts

Individuals are counted as contacts when they call or visit an agency, but are not admitted.

Funding Source

Funding Source helps identify the payment source of services. Frequently, clients receive services under multiple funding sources. The funding source categories for this report were Mental Health, Substance Abuse, Domestic Violence, Residential Care, Medicaid, and Other.

ICIS

The Oklahoma Department of Mental Health and Substance Abuse Services maintains an agency-wide database, the Integrated Client Information System (ICIS), to which all Department-funded services and transactions are reported. The ICIS contains demographic and service information about clients and agencies.

List of Agencies by Type

The following is a list of agencies by type that provided data during the Fiscal Year 1994:

AGENCY TYPE**AGENCY NAME****Community Mental Health**

ASSOCIATED CENTERS FOR THERAPY, INC.
BILL WILLIS MENTAL HEALTH
CARL ALBERT CMHC
CENTRAL OKLAHOMA CMHC
CHISHOLM TRAIL COUNSELING SERVICES
COMMUNITY COUNSELING CENTER
CREEKS MENTAL HEALTH SERVICES
EDWIN FAIR CMHC
FAMILY MENTAL HEALTHCENTER
GRAND LAKE M.H.C.
GREEN COUNTRY BEHAVIORAL HEALTH SERVICES
HOPE COMMUNITY SERVICES, INC.
JIM TALIAFERRO CMHC
MENTAL HEALTH SERVICES OF SOUTHERN OKLAHOMA
NORTH CARE CENTER
OK COUNTY CRISIS INTERVENTION CENTER
PARKSIDE, INC.
RED ROCK BEHAVIORAL HEALTH SERVICES
RED ROCK WEST
STAR MENTAL HEALTH
WESTERN STATE PSYCHIATRIC CENTER
WHEATLAND MENTAL HEALTHCENTER, INC.

Domestic Violence and Sexual Assault

ACMI HOUSE INC
ACTION ASSOCIATES, INC.
COMMUNITY CRISIS CENTER, INC.
CRISIS CONTROL CENTER
D.V. PROG. OF N. CENTRAL OK.
DOMESTIC ABUSE SAFE HOUSE-DASH
DOMESTIC VIOLENCE INTERVENTION SERVICES
FAMILY CRISIS & COUNSELING CENTER
FAMILY CRISIS CENTER, INC.
FAMILY SHELTER
HELP-IN-CRISIS, INC.
N.W. DOMESTIC CRISIS SERVICES
NEW DIRECTIONS, INC.
PROJECT SAFE, INC.
S.O.S. FOR FAMILIES
STILLWATER DOMESTIC VIOLENCE SERVICE INC.
TULSA SEXUAL ASSAULT NURSE EXAMINERS PROGRAM
WOMEN IN SAFE HOMES, INC.
WOMEN'S CRISIS SERVICES
WOMEN'S SERVICE & FAMILY RESOURCE CENTER
WOMENS RESOURCE CENTER
YWCA CRISIS CENTER
YWCA OF OKC CRISIS SERVICES

AGENCY TYPE**AGENCY NAME**

Hospitals

EASTERN STATE HOSPITAL
GRIFFIN MEMORIAL HOSPITAL
OKLAHOMA YOUTH CENTER
WESTERN STATE HOSPITAL

Other Agencies

CENTER FOR CHILDREN & FAMILIES
DIVORCE VISITATION ARBITRATION
GREAT PLAINS IMPROVEMENT FND.
HIV RESOURCE CONSORTIUM
HOMINY HEALTH SRVCS CENTER INC.
TULSA METROPOLITAN MINISTRY

Residential Care

AUTUMN YEARS RESIDENT RANCH
BOLEY RESIDENTIAL CARE HOME
CONNECTIONS RESIDENTIAL CARE
COPP'S RESIDENTIAL CARE, INC.
COUNTRY LANE RESID. CARE HOME
DON MENTZER FACILITY
DOW RESIDENTIAL CARE HOME
DUNCAN COMMUNITY RESIDENCE INC
DYCO PROPERTIES, INC.
EDNA LEE'S RESIDENTIAL CARE
ELM TREE HOUSE
FAIR OAKS
GREEN ACRES
HIGH CEDAR RESIDENTIAL CARE
LAKE FRANCIS RETIREMENT CENTER
LAKEVIEW LODGING
LEXINGTON ROOM & BOARD
MILLER COZY HOME, INC.
NORTH FORK RESIDENTIAL CARE
PADEN RESIDENTIAL CARE
PARKVIEW RESIDENTIAL CARE
PATHWAYS SUPPORTIVE LIVING CENTER
RAMBLING ROSE RESIDENTIAL CARE
SANTE FE RESIDENTIAL CARE
SOUTHWEST RETIREMENT HOME, INC
SUGAR MOUNTAIN RETREAT
SUNNY ACRES BOARDING MANOR, INC.
SUNNY ACRES RESIDENTIAL CARE
VIAN RESIDENTIAL CARE
WESTCARE SUPP LIVING CENTER

AGENCY TYPE**AGENCY NAME**

Substance Abuse

ADA AREA CHEMICAL DEPENDENCY CENTER, INC.
ALPHA II, INC.
BRIDGEWAY
CAA TURNING POINT
CARE FOR CHANGE, INC.
CARVER CENTER
COMMUNITY ALCOHOLISM SERVICES
CROSSROADS COUNSELING
DRUG RECOVERY, INC.
EAGLE RIDGE INSTITUTE
EDMOND FAMILY SERVICES, INC.
FIRST WINGS OF FREEDOM
FT. SUPPLY AL/DG TX CENTER
GATEWAY TO PREVENTION/RECOVERY
HOUSE OF HOPE, INC.
INDIAN HEALTH CARE RESOURCE CENTER
KIAMICHI COUNCIL ON ALCOHOLISM
LEFLORE COUNTY YOUTH & FAMILY SERVICES, INC.
LIFE IMPROVEMENT CENTER
LOGAN COUNTY YOUTH AND FAMILY SERVICES INC.
METRO TULSA SUBSTANCE ABUSE SERVICES
MONARCH, INC.
MOORE ALCOHOL AND DRUG CENTER
MUSKOGEE CO COUNCIL YTH SV
N.E. OK COUNCIL ON ALCOHOLISM
N.W. FAMILY SERVICES, INC.
NAIC CENTER OF OKLAHOMA ALCOHOL & DRUG SERVICES, INC.
NATIVE AMERICAN CENTER OF RECOVERY
NEW HOPE OF MANGUM
NORMAN ALCOHOL AND DRUG TREATMENT CENTER
OPPORTUNITIES, INC.
PAYNE CO COUNSELING SERVICES, INC.
ROADBACK, INC.
ROGERS COUNTY DRUG ABUSE PROGRAM, INC.
S.W. YOUTH & FAMILY SERVICES
SECOND CHANCE CDU
SOAARR, INC.
STARTING POINT II, INC.
STREET SCHOOL, INC.
THE NEXT STEP NETWORK, INC.
THE OAKS BEHAVIORAL HEALTH CENTER
THE REFERRAL CENTER
TRI-CITY SUBSTANCE ABUSE CENTER
TRI-CITY YOUTH & FAMILY CENTER
TURNING POINT
TWELVE & TWELVE, INC.
VINITA ALCOHOL AND DRUG TREATMENT CENTER

ODMHSAS

Refers to the Oklahoma Department of Mental Health and Substance Abuse Services.

Other Indicators

There are several groups of clients that are of special interest because they have special treatment needs, state or federal requirements regarding their placement or the services they receive, or because they are part of a priority population. The definitions of these groups and criteria for their selection are provided below:

- **Deaf and Hearing Impaired**

Clients who are deaf, hard of hearing, or indicated the need for an interpreter for the deaf were grouped to form the Deaf and Hearing Impaired category.

- **Homeless**

A homeless person under ICIS criteria is a person who: (a) lacks a fixed, regular and adequate night time residence AND (b) has a primary night time residence that is a supervised publicly or privately operated shelter designed to provide temporary living accommodations including welfare hotels, congregate shelters, halfway houses, and transitional housing for the mentally ill; or an institution that provides a temporary residence for individuals intended to be institutionalized; or a public or private place not designed for, or ordinarily used as, a regular sleeping accommodation for human beings, not limited to people living on the streets. Individuals are considered homeless if they have lost their permanent residence, and are temporarily living in a shelter to avoid being on the street. Prisoners being released or in the custody of a correctional facility are not considered homeless at the time of admission for treatment. The definition also excludes persons in a hospital, residential care facility, commercial hotel/motel, supervised apartment, or living with parent/other relative (even if only temporarily). The definition does include domestic violence and sexual assault shelters, as the persons have fled a residence that is not adequate (i.e., not safe).

- **Legal Status**

Legal Status has three categories; Voluntary, Civil Involuntary, and Criminal Involuntary. The categories of legal status (with ICIS codes) are as follows:

Voluntary. These clients enter treatment voluntarily and are coded Voluntary Admission (01), Court Voluntary (02), Informal Admission (16), or Other (18).

Civil Involuntary. These clients are required by the court system to receive services, even though they may be reluctant. They are coded Court Commitment (03), Order of Detention (06), Juvenile Court Order (07), Transfer – Other Legal Entity (08), Court Ordered Juveniles in Need of Treatment, DHS given custody (10), Court Ordered Juveniles in Need of Treatment Parental Custody Retained (11), Emergency Detention (12), Continued Court Detention (13), 28-Day Court Commitment (14), or Protective Custody (17).

Criminal Involuntary. These clients are required to receive services because they have been accused of or have committed a crime. Codes include the following; Incompetent to Stand Trial (04), Not Guilty by Reason of Insanity (05), Court Order for Observation and Evaluation (09), Court Referred DUI Clients (15), Criminal Hold (20), or Court Commit with Hold (21).

- **Adults with Serious Mental Illness (SMI)**

SMI denotes clients who have been identified **at any time** as having a serious mental illness using the formal ODMHSAS definition. According to this definition, an Adult with a Serious Mental Illness must be an individual 18 years of age or older.

- **Children with a Serious Emotional Disturbance (SED)**

SED refers to children who meet departmental criteria for having a Serious Emotional Disturbance.

- **Any Alcohol/Drug Problem**

A substance abuse client is one who has one or more DSM-IV Axis I primary, secondary or tertiary diagnoses from categories 1.a. or 1.b. (in the Dual Diagnosis definition below) or one or more ICIS Substance Abuse Related Problems (710-731, 741-743). Clients identified only as co-dependents are not identified as substance abusers.

- **Dual Diagnosis Client**

A dual diagnosis client is one who meets the criteria for having a substance abuse diagnosis from categories 1.a. or 1.b. below and meets the criteria for a mental illness based on one or more DSM-IV Axis II primary, secondary, or tertiary diagnoses from categories 2.a. through 2.e. below.

- 1.a. Psychoactive Substance Induced Organic Disorders: 291.0-291.8, 292.0-292.83, 292.89-282.99
- b. Psychoactive Substance Use Disorders: 303.0-305.99.
- 2.a. Schizophrenia: 295.10, 295.20, 295.30, 295.40, 295.60, 295.70, 295.90
- b. Delusional (Paranoid) Disorder: 297.1
- c. Other Psychotic Disorders: 295.40, 295.70, 297.3, 298.8, 298.9, 297.1, 297.3
- d. Mood Disorders: 296.20-296.7
- e. Borderline Personality Disorder: 301.83

Presenting Problem/Diagnosis

Categories for this variable are based on the DSM-IV primary diagnosis or primary presenting problem. If the admitting agency has clinicians qualified to make a diagnosis, the diagnosis is used, otherwise, a presenting problem is used to define a client's category.

Categories	Codes
Developmental Disorders	
DSM-IV Codes:	302.5-302.69, 302.85, 307-307.39, 307.5-307.99, 309.21, 312-312.29, 312.9-313.21, 313.81-313.89, 314-314.99, 315-319.99, 299-299.99
Presenting Problems:	210, 240
Non Alcohol/Drug Related Organic	
DSM-IV Codes:	290-290.99, 293-293.83, 294-294.80, 310-310.10
Alcohol Abuse	
DSM-IV Codes:	291-291.99, 293.9, 303-303.99, 305-305.02
Presenting Problems:	741, 710, 711
Other Substance Abuse	
DSM-IV Codes:	305.1-305.99, 292-292.99, 304-304.99
Presenting Problems:	742, 743, 744, 720-731
Schizophrenia	
DSM-IV Codes:	295 (excluding 295.4, 295.7)

Categories

Codes

Other Psychotic

DSM-IV Codes: 297-298.9, 295.40, 294.9, 295.70
Presenting Problems: 510-530, 650

Mood Disorders

DSM-IV Codes: 296-296.99, 301.13, 300.4-300.49, 293.89, 311-311.99
Presenting Problems: 500-503

Other Non-Psychotic

DSM-IV Codes: 300-300.39, 300.6-300.99, 302-302.49, 302.7-302.84, 302.89-302.99, 307-4-307.49, 307.8, 312.8, 308.3-309.19, 309.23-309.99, 312.3, 316-316.99, 780.50

Personality Disorders

DSM-IV Codes: 301-301.9

Social Conditions

DSM-IV Codes: V40.00-V40.60, V61-V71.02, 955.5-995.81
Presenting Problems: 740, 450, 620-632, 311-420

Deferred/No Diagnosis

DSM-IV Codes: 799.9-799.90, V71.09
Presenting Problems: 110, 130

Race

The Unknown category was utilized to group Clients who made no selection from the choices below indicating their race.

The following groupings are used for reporting race:

- White
- Black
- Native American
- Hispanic
- Asian
- Unknown

Various Categories:

In response to many special report requests in past years, the special reports table was generated to address the majority of those requests.

Description of the Data Book

This Data Book displays Counts of Admitted Clients Served by Funding Source for Sex, Age, Race, Presenting Problem/Diagnosis, County of Residence, and Other Indicators. It contains six tables presenting data for 1) Statewide Total, 2) Agency, 3) Agency Type, 4) County of Residence, 5) Planning Area, and 6) Various Categories.

Admitted Clients Served by Funding Source

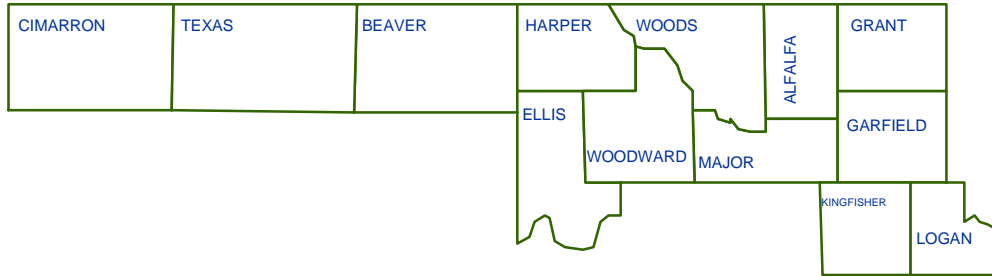
Admitted Clients Served are clients who have an admission transaction in the ICIS before or during the report year and had received a service during the report year. They are counted only once in the total for each level of aggregation or category in which they appear. This is called an unduplicated count. For example, a client may receive services at one hospital and then receive services at another hospital in the same year. This client would be counted twice (once at each hospital) in the agency report, but only once in the agency type and statewide tables. Because information such as age and sex should remain constant (except for data entry errors), counts for categories of these variables will sum to the total clients served on each table. Variables that might change from admission at one facility to admission at another or over time, (e.g., legal status, diagnosis, and target population) can be counted in more than one category and should not be summed.

This Data Book shows only clients who were admitted for services and excludes contacts. It enumerates admitted clients, but further limits the counts to specific subgroups of the client population. Each individual counted has received a service at some time during the year regardless of the year he/she was admitted. Clients are grouped by frequently referenced demographics: Sex, Age, Race, Presenting Problem/Diagnosis, County of Residence, and Other Indicators. A client may be in more than one of these groups, or a client's group may change during the year. As a result, the sum of target populations exceeds the total number served. However, for any given population, the age, race, and sex, which do not change (age is calculated as of a single point in time), are unduplicated counts and should equal the total.

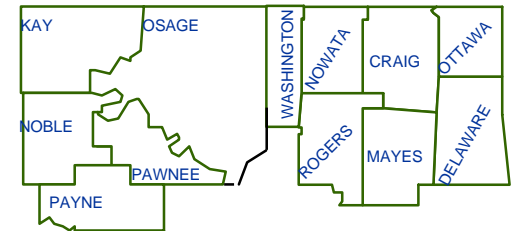
OKLAHOMA DEPARTMENT OF MENTAL HEALTH
AND SUBSTANCE ABUSE SERVICES

Planning Areas

Northwest



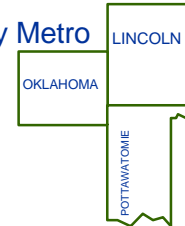
Northeast



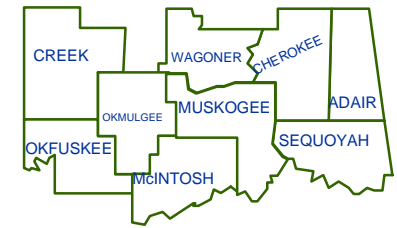
Tulsa Metro



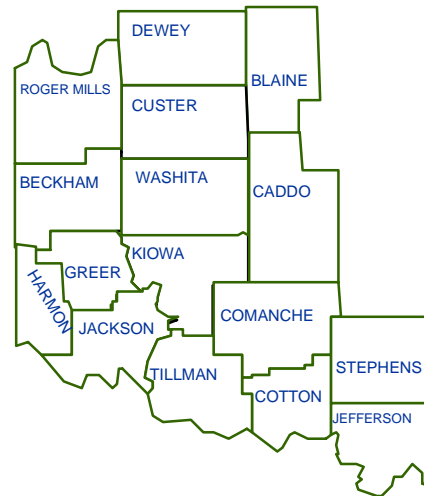
Okla. City Metro



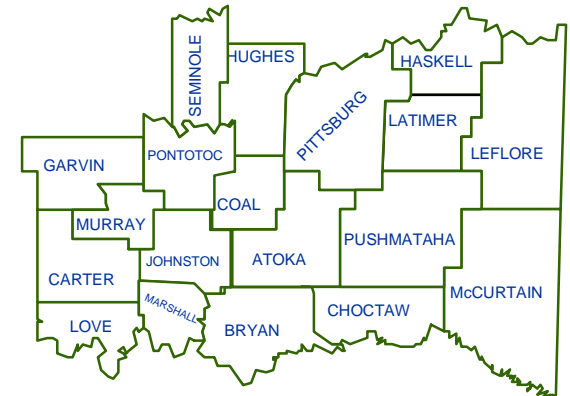
East Central



Central



Southwest



Southeast