

# *data*

BOOK FOR FISCAL YEAR 1996

Admitted Clients Served  
By Funding Source

Table 6. Counts of Admitted  
Clients Served for Various  
Categories

# DATA BOOK FOR FISCAL YEAR 1996

Published by

Oklahoma Department of Mental Health and Substance Abuse  
Services

Prepared by

**Ali Akour, Ph.D.**

Data Analyst, Evaluation and Data Analysis Section  
Decision Support Services

2002

---

**Terry Cline, Ph.D., Commissioner**  
**Steve Davis, Ph.D., Director of Decision Support Services**  
**Mark Reynolds, Ed. D., Evaluation & Data Analysis Data Projects Manager**

## Public Domain Notice

The Data Book for Fiscal Year 1996 is in the public domain and may be reproduced or copied without permission from the Oklahoma Department of Mental Health and Substance Abuse Services. However, this publication may not be reproduced or distributed for a fee without the specific, written authorization of Oklahoma Department of Mental Health and Substance Abuse Services. Citation of the source is appreciated.

## Electronic Access to Publication

This publication is available on the World Wide Web at:  
<http://www.odmhsas.org/specialreports.htm>

## How to Contact Us

**Oklahoma Department of Mental Health and Substance Abuse Services  
Evaluation and Data Analysis Section**

P.O. Box 53277  
Oklahoma City, OK 73152-3277  
(405) 522-3813

# Contents

---

## Introduction

### Admitted Clients Served by Funding Source

- Table 1. Counts of Admitted Clients Served for **Statewide Total**
- Table 2. Counts of Admitted Clients Served for each **Agency**
- Table 3. Counts of Admitted Clients Served for each **Agency Type**
- Table 4. Counts of Admitted Clients Served for each **County of Residence**
- Table 5. Counts of Admitted Clients Served for each **Planning Area**
- Table 6. Counts of Admitted Clients Served for **Various Categories**

## Appendix

### Definitions of Terms and Categorization Variables

### Description of the Data Book

### Map of Planning Areas

# **DATA BOOK FOR FISCAL YEAR 1996**

## **Introduction**

---

Prior to Fiscal Year 1999, any client seen at an Oklahoma Department of Mental Health and Substance Abuse Services (ODMHSAS) contracted facility was reported, regardless of who paid for the service. Starting with Fiscal Year 1999, only clients funded in full or in part by ODMHSAS were reported. Therefore, previous years' reported client counts will be larger than in following years.

During the Fiscal Year 1996, the State of Oklahoma expenditures on community mental health services, inpatient facilities, substance abuse services, domestic violence/sexual assault services, and departmental management amounted to approximately \$158 million dollars. An unduplicated total of approximately 98,291 recipients were served system-wide in FY 1996. The unduplicated total of 98,291 recipients consists of 67,581 recipients that were admitted and served and 30,710 recipients that were contacts. This Data Book report is generated to provide basic information about these recipients for policy makers, interest groups, and others working to improve the quality of life for those in need.

The Data Book report is produced by the Evaluation and Data Analysis Section of the Decision Support Services Division at the ODMHSAS. The report summarizes demographic information for clients served in agencies operated by or funded through ODMHSAS. To create the Data Book report, data are extracted from the ODMHSAS Integrated Client Information System (ICIS). ICIS contains demographic and service information about service recipients and agencies.

This Data Book report focuses on Admitted Clients Served by Funding Source. To meet the specific needs of a variety of entities, the information is divided into tables and each table presents a different view of the data. Definitions of terms and a map of planning areas are also provided.

## Oklahoma Department of Mental Health and Substance Abuse Services

## Counts of Admitted Clients Served by Funding Source for Various Categories During FY1996

## Age: &lt; 18

	Total	Funding Source					
		Mental Health	Substance Abuse	Domestic Violence	Residential Care	Medicaid	Other
<b>Total</b>							
Unduplicated Count	16,324	8,667	2,475	3,291	1	5,270	2,375
<b>Agency Type</b>							
Community Mental Health	10,604	8,368	35	0	0	4,908	2,090
Domestic Violence and Sexual Assault	3,290	2	36	3,283	0	0	6
Hospital	215	215	0	0	0	0	0
Other	210	176	32	8	0	4	0
Residential Care	1	0	0	0	1	0	0
Substance Abuse	2,673	17	2,374	0	0	385	287
<b>Sex</b>							
Female	7,336	3,651	1,070	1,730	0	2,288	1,006
Male	8,988	5,016	1,405	1,561	1	2,982	1,369
<b>Age</b>							
0-04	2,873	777	314	1,461	0	697	274
05-17	13,451	7,890	2,161	1,830	1	4,573	2,101
<b>Race</b>							
White	10,787	6,102	1,622	1,814	1	3,463	1,500
Black	2,785	1,272	398	731	0	986	477
Native American	1,999	924	357	512	0	584	301
Hispanic	729	346	93	210	0	221	90
Asian	75	39	9	29	0	21	7
<b>Presenting Problem/Diagnosis</b>							
Alcohol Abuse	215	31	172	0	0	17	19
Developmental Disorder	3,610	2,853	77	16	0	1,717	657
Mood Disorder	2,025	1,743	34	6	0	773	272
Non Alcohol/Drug Related Organic	21	12	1	0	0	13	7
Other Non-Psychotic	3,578	2,618	113	0	0	1,616	770
Other Psychotic	90	82	1	0	1	30	12
Personality Disorder	19	7	6	0	0	7	4
Schizophrenia	27	26	0	0	0	15	1
Social Conditions	6,148	1,292	1,132	3,096	0	1,108	549
Substance Related	995	93	887	0	0	55	99
Deferred/No Diagnosis	384	131	70	174	0	13	11
<b>County of Residence</b>							
Adair	68	16	6	47	0	6	1
Alfalfa	11	10	0	1	0	3	0
Atoka	43	4	22	16	0	12	0
Beaver	3	2	0	0	0	1	1
Beckham	137	93	6	16	0	48	15
Blaine	107	86	0	2	0	50	17
Bryan	250	145	6	93	0	80	1
Caddo	185	106	28	28	0	39	6
Canadian	403	333	20	48	0	88	22
Carter	195	118	12	38	0	79	4
Cherokee	196	87	7	97	1	41	4
Choctaw	79	52	12	15	0	7	0
Cimarron	2	1	1	0	0	1	0
Cleveland	582	305	177	87	0	99	17
Coal	25	5	11	7	0	16	1
Comanche	345	123	54	154	0	15	18

Notes: The same client may be counted in more than one category, e.g., clients can receive services under more than one contract source, in more than one "County of Residence," or may have multiple "Other Indicators." Please see Definition page for other considerations.

## Oklahoma Department of Mental Health and Substance Abuse Services

## Counts of Admitted Clients Served by Funding Source for Various Categories During FY1996

Age: &lt; 18

	Funding Source						
	Total	Mental Health	Substance Abuse	Domestic Violence	Residential Care	Medicaid	Other
Cotton	26	4	2	8	0	1	12
Craig	94	77	6	2	0	32	5
Creek	98	64	12	24	0	25	1
Custer	159	85	11	35	0	50	29
Delaware	299	179	58	32	0	118	18
Dewey	15	8	0	7	0	4	0
Ellis	12	10	0	2	0	6	0
Garfield	504	214	37	100	0	208	144
Garvin	137	93	3	12	0	71	10
Grady	417	191	119	114	0	109	3
Grant	9	2	0	4	0	2	3
Greer	38	27	3	12	0	15	3
Harmon	11	1	0	10	0	1	0
Harper	6	5	1	0	0	2	2
Haskell	26	11	6	1	0	9	9
Hughes	31	17	4	10	0	3	0
Jackson	85	16	8	60	0	3	2
Jefferson	26	1	1	0	0	7	22
Johnston	97	60	24	15	0	53	0
Kay	419	221	9	48	0	189	131
Kingfisher	38	22	4	1	0	13	9
Kiowa	59	39	4	16	0	14	4
Latimer	47	12	28	8	0	17	0
LeFlore	152	53	27	73	0	15	0
Lincoln	237	51	15	12	0	89	203
Logan	196	69	121	3	0	32	11
Love	56	42	3	0	0	30	1
Major	19	14	2	2	0	4	1
Marshall	85	54	6	25	0	26	2
Mayes	262	157	52	26	0	125	32
McClain	72	51	6	5	0	39	1
McCurtain	219	96	30	93	0	29	0
McIntosh	150	79	40	9	0	77	33
Murray	52	34	0	12	0	17	0
Muskogee	1,122	757	56	110	0	591	248
Noble	83	36	6	3	0	48	17
Nowata	60	41	11	5	0	16	0
Okfuskee	21	14	6	1	0	10	0
Oklahoma	2,827	1,508	451	506	0	881	568
Okmulgee	259	197	18	19	0	146	24
Osage	236	102	30	18	0	91	92
Ottawa	332	166	97	41	0	154	37
Pawnee	77	42	8	13	0	19	13
Payne	430	152	28	154	0	153	144
Pittsburgh	219	120	99	10	0	42	13
Pontotoc	229	126	14	75	0	89	1
Pottawatomie	378	117	53	86	0	153	214
Pushmataha	29	17	3	7	0	4	0
Roger Mills	10	4	1	3	0	3	0
Rogers	310	215	61	14	0	95	16
Seminole	201	54	15	34	0	96	117
Sequoyah	159	131	1	25	0	18	3
Stephens	51	18	5	14	0	14	12

Notes: The same client may be counted in more than one category, e.g., clients can receive services under more than one contract source, in more than one "County of Residence," or may have multiple "Other Indicators." Please see Definition page for other considerations.

## Oklahoma Department of Mental Health and Substance Abuse Services

## Counts of Admitted Clients Served by Funding Source for Various Categories During FY1996

Age: &lt; 18

	Total	Funding Source					
		Mental Health	Substance Abuse	Domestic Violence	Residential Care	Medicaid	Other
Texas	28	17	1	8	0	9	0
Tillman	27	8	8	7	0	8	7
Tulsa	1,814	916	398	377	0	418	26
Wagoner	97	37	12	23	0	36	11
Washington	422	264	76	83	0	119	7
Washita	79	39	1	22	0	27	13
Woods	51	44	0	5	0	16	0
Woodward	126	75	9	38	0	25	2
Out of State/Unknown	273	8	23	241	0	9	0
<b>Other Indicators</b>							
Dual Diagnosis	101	96	5	0	0	39	8
Homeless	1,732	229	47	1,315	0	262	27
SED (6-17)	5,159	4,253	138	6	0	2,517	914

Notes: The same client may be counted in more than one category, e.g., clients can receive services under more than one contract source, in more than one "County of Residence," or may have multiple "Other Indicators." Please see Definition page for other considerations.



## Oklahoma Department of Mental Health and Substance Abuse Services

## Counts of Admitted Clients Served by Funding Source for Various Categories During FY1996

## Age: 12 to 17

	Total	Funding Source					
		Mental Health	Substance Abuse	Domestic Violence	Residential Care	Medicaid	Other
<b>Total</b>							
Unduplicated Count	7,295	4,479	1,586	482	1	2,244	1,247
<b>Agency Type</b>							
Community Mental Health	5,160	4,247	20	0	0	2,139	1,105
Domestic Violence and Sexual Assault	479	0	0	478	0	0	1
Hospital	181	181	0	0	0	0	0
Other	142	121	18	4	0	3	0
Residential Care	1	0	0	0	1	0	0
Substance Abuse	1,676	17	1,550	0	0	116	147
<b>Sex</b>							
Female	3,376	2,063	629	343	0	1,035	511
Male	3,919	2,416	957	139	1	1,209	736
<b>Age</b>							
05-17	7,295	4,479	1,586	482	1	2,244	1,247
<b>Race</b>							
White	5,033	3,157	1,134	296	1	1,447	763
Black	1,051	618	175	82	0	414	247
Native American	919	518	219	76	0	291	187
Hispanic	295	182	59	24	0	89	46
Asian	25	18	3	4	0	8	4
<b>Presenting Problem/Diagnosis</b>							
Alcohol Abuse	213	30	172	0	0	15	18
Developmental Disorder	1,580	1,289	23	3	0	697	339
Mood Disorder	1,407	1,243	24	3	0	485	176
Non Alcohol/Drug Related Organic	12	7	1	0	0	8	1
Other Non-Psychotic	1,629	1,256	37	0	0	666	379
Other Psychotic	75	69	1	0	1	22	11
Personality Disorder	14	5	5	0	0	4	2
Schizophrenia	22	22	0	0	0	12	1
Social Conditions	1,653	503	444	461	0	332	235
Substance Related	981	92	878	0	0	50	97
Deferred/No Diagnosis	151	116	16	15	0	7	3
<b>County of Residence</b>							
Adair	25	15	1	10	0	6	1
Alfalfa	7	7	0	0	0	1	0
Atoka	16	1	10	3	0	7	0
Beaver	2	1	0	0	0	1	1
Beckham	69	51	6	5	0	21	10
Blaine	40	33	0	0	0	15	11
Bryan	96	64	5	26	0	29	1
Caddo	89	54	16	3	0	26	4
Canadian	186	166	13	5	0	35	15
Carter	70	53	7	1	0	30	3
Cherokee	69	50	2	17	1	22	0
Choctaw	36	24	7	5	0	2	0
Cimarron	1	1	0	0	0	0	0
Cleveland	332	180	129	18	0	50	10
Coal	7	2	2	2	0	3	0
Comanche	115	34	46	27	0	7	9
Cotton	11	2	1	1	0	1	7

Notes: The same client may be counted in more than one category, e.g., clients can receive services under more than one contract source, in more than one "County of Residence," or may have multiple "Other Indicators." Please see Definition page for other considerations.

## Oklahoma Department of Mental Health and Substance Abuse Services

## Counts of Admitted Clients Served by Funding Source for Various Categories During FY1996

## Age: 12 to 17

	Funding Source						
	Total	Mental Health	Substance Abuse	Domestic Violence	Residential Care	Medicaid Other	
Craig	44	37	3	2	0	10	2
Creek	60	50	8	1	0	19	1
Custer	72	48	4	9	0	16	17
Delaware	133	87	26	7	0	49	10
Dewey	6	5	0	1	0	1	0
Ellis	10	8	0	2	0	4	0
Garfield	166	88	15	16	0	47	49
Garvin	49	38	2	2	0	23	2
Grady	167	115	49	7	0	50	3
Grant	4	2	0	1	0	1	1
Greer	23	19	1	4	0	10	2
Harmon	2	1	0	1	0	1	0
Harper	3	2	1	0	0	0	1
Haskell	13	4	1	0	0	7	9
Hughes	18	13	3	2	0	3	0
Jackson	24	7	4	12	0	0	1
Jefferson	6	0	1	0	0	2	4
Johnston	43	34	9	1	0	26	0
Kay	139	103	2	5	0	55	33
Kingfisher	22	13	4	0	0	7	6
Kiowa	36	31	4	3	0	12	2
Latimer	29	10	16	4	0	11	0
LeFlore	51	24	19	8	0	3	0
Lincoln	117	31	8	4	0	39	104
Logan	141	42	100	0	0	14	7
Love	21	18	1	0	0	10	0
Major	9	7	2	0	0	2	0
Marshall	39	34	3	0	0	15	2
Mayes	118	87	26	0	0	55	13
McClain	33	28	4	1	0	15	0
McCurtain	75	39	13	23	0	11	0
McIntosh	101	49	28	2	0	51	33
Murray	25	23	0	0	0	10	0
Muskogee	639	443	22	16	0	315	232
Noble	42	19	3	0	0	26	10
Nowata	30	21	6	0	0	11	0
Okfuskee	17	12	6	0	0	8	0
Oklahoma	1,121	631	325	45	0	316	235
Okmulgee	164	137	9	1	0	91	21
Osage	125	59	13	3	0	54	57
Ottawa	175	112	49	10	0	81	14
Pawnee	37	24	6	4	0	8	4
Payne	187	93	15	23	0	83	86
Pittsburgh	131	56	86	1	0	23	13
Pontotoc	87	64	5	18	0	35	1
Pottawatomie	162	57	36	22	0	60	92
Pushmataha	13	8	3	3	0	0	0
Roger Mills	5	2	1	1	0	1	0
Rogers	173	121	43	1	0	44	10
Seminole	86	31	13	5	0	40	51
Sequoyah	119	116	0	2	0	9	3
Stephens	12	8	5	0	0	1	1
Texas	13	10	0	2	0	5	0

Notes: The same client may be counted in more than one category, e.g., clients can receive services under more than one contract source, in more than one "County of Residence," or may have multiple "Other Indicators." Please see Definition page for other considerations.

Oklahoma Department of Mental Health and Substance Abuse Services  
**Counts of Admitted Clients Served by Funding Source for Various Categories During FY1996**  
**Age: 12 to 17**

	<b>Funding Source</b>						
	<b>Total</b>	<b>Mental Health</b>	<b>Substance Abuse</b>	<b>Domestic Violence</b>	<b>Residential Care</b>	<b>Medicaid</b>	<b>Other</b>
Tillman	16	5	3	3	0	7	7
Tulsa	767	442	271	36	0	117	14
Wagoner	52	23	10	4	0	22	10
Washington	186	113	59	17	0	39	6
Washita	30	19	1	4	0	8	7
Woods	26	24	0	0	0	11	0
Woodward	62	55	4	5	0	13	2
Out of State/Unknown	34	4	4	26	0	0	0
<b>Other Indicators</b>							
Dual Diagnosis	101	96	5	0	0	39	8
Homeless	290	77	5	181	0	65	5
SED (6-17)	3,173	2,608	113	2	0	1,400	647

Notes: The same client may be counted in more than one category, e.g., clients can receive services under more than one contract source, in more than one "County of Residence," or may have multiple "Other Indicators." Please see Definition page for other considerations.

## Oklahoma Department of Mental Health and Substance Abuse Services

## Counts of Admitted Clients Served by Funding Source for Various Categories During FY1996

## Age: 18 to 64

	Total	Funding Source					
		Mental Health	Substance Abuse	Domestic Violence	Residential Care	Medicaid	Other
<b>Total</b>							
Unduplicated Count	48,556	29,768	16,757	4,962	978	9,205	3,652
<b>Agency Type</b>							
Community Mental Health	31,566	28,326	4,752	0	0	8,873	2,595
Domestic Violence and Sexual Assault	5,243	4	632	4,897	0	0	59
Hospital	3,234	3,234	0	0	0	0	0
Other	563	211	277	66	0	5	83
Residential Care	987	14	0	0	978	0	0
Substance Abuse	12,997	61	12,193	0	0	385	924
<b>Sex</b>							
Female	25,599	16,630	5,868	4,344	343	5,845	1,843
Male	22,957	13,138	10,889	618	635	3,360	1,809
<b>Age</b>							
18-20	2,730	1,442	1,012	384	11	314	179
21-24	4,492	2,380	1,695	740	32	529	281
25-34	15,062	8,239	5,998	1,970	143	2,390	1,113
35-44	15,099	9,225	5,541	1,328	327	2,936	1,211
45-54	7,634	5,559	1,903	447	277	1,872	604
55-64	3,539	2,923	608	93	188	1,164	264
<b>Race</b>							
White	36,935	23,709	11,810	3,586	691	6,935	2,619
Black	6,060	3,328	2,438	587	164	1,378	723
Native American	4,263	1,998	2,063	571	98	687	224
Hispanic	1,249	632	454	186	22	167	64
Asian	219	158	35	35	6	45	22
<b>Presenting Problem/Diagnosis</b>							
Alcohol Abuse	7,477	1,441	6,497	21	11	287	286
Developmental Disorder	728	362	14	91	210	156	89
Mood Disorder	14,669	13,427	1,483	43	213	3,347	1,137
Non Alcohol/Drug Related Organic	487	438	39	0	0	212	65
Other Non-Psychotic	4,823	4,284	362	1	0	982	469
Other Psychotic	3,867	3,493	382	3	323	1,066	207
Personality Disorder	534	477	63	0	0	155	49
Schizophrenia	5,024	4,827	322	0	1	2,447	431
Social Conditions	7,791	1,585	1,361	4,667	186	361	448
Substance Related	7,943	1,243	6,939	29	6	329	399
Deferred/No Diagnosis	572	84	268	118	74	19	82
<b>County of Residence</b>							
Adair	239	175	88	21	21	77	5
Alfalfa	85	63	19	4	0	19	1
Atoka	256	113	126	11	0	29	6
Beaver	47	30	15	2	1	5	1
Beckham	533	382	130	21	0	97	9
Blaine	222	112	105	4	1	33	1
Bryan	728	491	140	113	0	172	2
Caddo	315	195	120	29	0	18	4
Canadian	841	687	109	48	17	161	13
Carter	728	560	147	66	1	199	14
Cherokee	701	517	169	80	102	215	5
Choctaw	347	153	153	58	1	37	0

Notes: The same client may be counted in more than one category, e.g., clients can receive services under more than one contract source, in more than one "County of Residence," or may have multiple "Other Indicators." Please see Definition page for other considerations.

## Oklahoma Department of Mental Health and Substance Abuse Services

## Counts of Admitted Clients Served by Funding Source for Various Categories During FY1996

## Age: 18 to 64

	Funding Source						
	Total	Mental Health	Substance Abuse	Domestic Violence	Residential Care	Medicaid	Other
Cimarron	34	20	13	2	1	6	0
Cleveland	2,359	1,260	773	210	68	415	191
Coal	111	40	68	5	1	17	3
Comanche	1,366	889	380	213	29	6	79
Cotton	73	35	32	5	0	2	3
Craig	578	475	66	4	157	242	23
Creek	722	477	303	56	1	182	10
Custer	572	454	91	35	0	110	10
Delaware	500	301	166	23	13	73	34
Dewey	58	38	11	6	5	8	1
Ellis	49	39	14	4	0	5	0
Garfield	1,114	514	299	119	0	113	363
Garvin	378	317	57	15	0	108	14
Grady	906	683	165	102	0	185	4
Grant	56	31	3	6	0	15	11
Greer	142	91	45	12	0	22	2
Harmon	31	15	8	8	0	0	0
Harper	45	38	5	2	0	19	0
Haskell	155	131	22	2	1	36	1
Hughes	201	136	56	12	2	44	1
Jackson	375	169	117	111	3	2	4
Jefferson	56	21	27	0	0	6	12
Johnston	243	169	70	12	0	63	2
Kay	998	735	215	62	1	143	104
Kingfisher	134	113	37	3	0	30	2
Kiowa	250	172	60	23	0	57	3
Latimer	177	95	81	4	1	14	1
LeFlore	511	362	58	103	2	70	1
Lincoln	322	112	85	17	2	76	169
Logan	300	180	129	13	0	45	5
Love	134	99	48	4	0	27	1
Major	72	62	8	2	0	10	7
Marshall	279	161	139	17	0	53	2
Mayes	563	335	134	37	75	125	39
McClain	172	114	47	7	1	33	7
McCurtain	688	281	223	215	11	95	0
McIntosh	328	199	81	8	45	77	7
Murray	205	167	34	8	4	54	0
Muskogee	1,556	1,187	248	135	37	517	45
Noble	202	103	84	6	9	27	6
Nowata	136	89	22	11	0	46	11
Okfuskee	288	206	98	3	89	152	2
Oklahoma	9,336	5,136	3,659	781	61	1,720	1,469
Okmulgee	624	382	222	13	28	212	22
Osage	458	271	171	36	1	62	19
Ottawa	543	326	163	37	1	106	59
Pawnee	207	95	102	16	2	27	25
Payne	1,295	606	555	180	0	123	66
Pittsburgh	871	575	293	9	29	94	5
Pontotoc	731	419	170	170	16	177	9
Pottawatomie	772	255	295	118	2	175	225
Pushmataha	227	98	82	52	0	22	4
Roger Mills	45	24	19	1	0	4	2

Notes: The same client may be counted in more than one category, e.g., clients can receive services under more than one contract source, in more than one "County of Residence," or may have multiple "Other Indicators." Please see Definition page for other considerations.

## Oklahoma Department of Mental Health and Substance Abuse Services

## Counts of Admitted Clients Served by Funding Source for Various Categories During FY1996

## Age: 18 to 64

	Funding Source						
	Total	Mental Health	Substance Abuse	Domestic Violence	Residential Care	Medicaid	Other
Rogers	781	457	290	24	56	133	37
Seminole	557	349	157	28	1	204	45
Sequoyah	533	468	156	15	43	202	5
Stephens	398	257	177	12	24	10	17
Texas	306	201	105	20	0	37	0
Tillman	141	65	72	12	1	5	3
Tulsa	8,062	4,861	3,918	673	43	1,177	343
Wagoner	515	339	205	36	8	96	8
Washington	1,113	459	301	422	0	189	40
Washita	172	132	31	10	0	31	3
Woods	160	136	25	5	0	37	2
Woodward	506	363	107	62	6	102	1
Out of State/Unknown	597	192	231	201	6	8	7
<b>Other Indicators</b>							
Dual Diagnosis	5,468	5,110	1,118	0	0	1,374	409
Homeless	3,877	1,526	1,580	1,137	72	227	153

Notes: The same client may be counted in more than one category, e.g., clients can receive services under more than one contract source, in more than one "County of Residence," or may have multiple "Other Indicators." Please see Definition page for other considerations.

## Oklahoma Department of Mental Health and Substance Abuse Services

## Counts of Admitted Clients Served by Funding Source for Various Categories During FY1996

## Age: 55 or older

	Total	Funding Source					
		Mental Health	Substance Abuse	Domestic Violence	Residential Care	Medicaid	Other
<b>Total</b>							
Unduplicated Count	6,240	5,005	818	127	341	2,337	746
<b>Agency Type</b>							
Community Mental Health	5,517	4,850	389	0	0	2,323	706
Domestic Violence and Sexual Assault	134	0	12	126	0	0	3
Hospital	339	339	0	0	0	0	0
Other	29	13	17	1	0	0	2
Residential Care	341	1	0	0	341	0	0
Substance Abuse	472	3	439	0	0	16	35
<b>Sex</b>							
Female	4,038	3,385	270	109	181	1,699	521
Male	2,202	1,620	548	18	160	638	225
<b>Age</b>							
55-64	3,539	2,923	608	93	188	1,164	264
65-74	1,694	1,389	159	24	122	656	208
75-84	688	515	41	8	29	334	149
85+	319	178	10	2	2	183	125
<b>Race</b>							
White	5,151	4,217	634	103	263	1,883	548
Black	658	481	71	10	40	312	166
Native American	335	222	98	10	29	108	29
Hispanic	94	72	15	4	10	27	3
Asian	16	16	0	0	0	7	0
<b>Presenting Problem/Diagnosis</b>							
Alcohol Abuse	591	180	472	0	2	57	25
Developmental Disorder	115	33	0	5	68	29	6
Mood Disorder	2,348	2,086	97	5	60	828	235
Non Alcohol/Drug Related Organic	447	280	7	0	0	236	184
Other Non-Psychotic	574	486	37	0	0	216	82
Other Psychotic	650	536	26	0	91	203	40
Personality Disorder	41	39	5	0	0	17	2
Schizophrenia	1,432	1,360	41	0	0	707	127
Social Conditions	404	107	70	113	96	39	38
Substance Related	85	25	69	0	0	10	3
Deferred/No Diagnosis	55	12	10	4	29	4	4
<b>County of Residence</b>							
Adair	43	35	5	1	12	19	3
Alfalfa	17	14	2	1	0	9	0
Atoka	36	26	9	0	0	4	0
Beaver	1	1	0	0	0	0	0
Beckham	54	50	3	0	0	21	0
Blaine	24	20	4	0	0	4	0
Bryan	82	70	11	2	0	26	0
Caddo	20	15	7	0	0	2	0
Canadian	135	128	8	0	10	59	0
Carter	101	90	7	4	0	37	1
Cherokee	81	68	11	2	16	32	0
Choctaw	35	27	5	4	0	5	0
Cimarron	3	1	1	0	1	1	0
Cleveland	287	204	23	6	19	107	63

Notes: The same client may be counted in more than one category, e.g., clients can receive services under more than one contract source, in more than one "County of Residence," or may have multiple "Other Indicators." Please see Definition page for other considerations.

## Oklahoma Department of Mental Health and Substance Abuse Services

## Counts of Admitted Clients Served by Funding Source for Various Categories During FY1996

## Age: 55 or older

	Funding Source						
	Total	Mental Health	Substance Abuse	Domestic Violence	Residential Care	Medicaid	Other
Coal	7	7	0	0	0	0	0
Comanche	127	101	22	2	21	1	4
Cotton	8	6	2	1	0	1	0
Craig	171	150	4	0	90	101	2
Creek	122	103	25	1	1	57	1
Custer	73	66	8	0	0	23	0
Delaware	94	73	16	1	3	42	2
Dewey	12	9	0	0	3	0	0
Ellis	8	7	4	0	0	1	0
Garfield	94	62	17	6	0	16	18
Garvin	53	50	4	1	0	26	0
Grady	70	65	4	2	0	28	0
Grant	31	17	0	0	0	23	0
Greer	18	16	3	1	0	6	0
Harmon	3	2	1	0	0	1	0
Harper	19	16	1	0	0	13	0
Haskell	37	35	1	0	2	8	0
Hughes	46	40	4	0	0	16	0
Jackson	37	30	6	3	0	0	2
Jefferson	8	6	2	0	0	0	2
Johnston	22	20	1	1	0	9	0
Kay	131	74	9	4	0	55	38
Kingfisher	25	21	5	0	0	9	0
Kiowa	26	23	3	0	0	8	0
Latimer	21	19	2	0	0	2	0
LeFlore	72	68	3	1	0	15	0
Lincoln	101	33	2	0	1	50	84
Logan	26	20	7	1	0	10	0
Love	10	9	1	0	0	4	0
Major	9	9	0	0	0	4	0
Marshall	35	30	7	0	0	15	1
Mayes	83	64	8	1	14	38	0
McClain	29	25	2	0	0	8	7
McCurtain	57	42	12	3	0	15	0
McIntosh	29	24	2	1	2	11	1
Murray	35	28	7	1	0	13	0
Muskogee	206	190	9	4	19	89	4
Noble	25	12	9	0	3	2	0
Nowata	21	18	1	0	0	11	4
Okfuskee	55	46	11	0	19	30	2
Oklahoma	1,427	1,068	214	23	16	635	347
Okmulgee	113	82	16	0	10	54	0
Osage	45	39	8	2	0	8	4
Ottawa	58	49	2	1	1	17	3
Pawnee	29	15	17	1	0	3	4
Payne	95	69	24	3	0	19	1
Pittsburgh	142	127	12	0	12	18	0
Pontotoc	67	57	8	1	8	18	0
Pottawatomie	140	38	12	3	0	67	109
Pushmataha	28	21	3	3	0	5	1
Roger Mills	3	2	1	0	0	1	0
Rogers	99	79	12	1	20	31	4
Seminole	108	92	8	0	0	74	3

Notes: The same client may be counted in more than one category, e.g., clients can receive services under more than one contract source, in more than one "County of Residence," or may have multiple "Other Indicators." Please see Definition page for other considerations.



## Oklahoma Department of Mental Health and Substance Abuse Services

## Counts of Admitted Clients Served by Funding Source for Various Categories During FY1996

## Age: 55 or older

	Funding Source						
	Total	Mental Health	Substance Abuse	Domestic Violence	Residential Care	Medicaid	
Sequoyah	75	71	9	0	10	39	2
Stephens	52	48	5	0	4	0	2
Texas	35	31	5	0	0	8	0
Tillman	26	25	1	0	0	0	0
Tulsa	662	572	132	14	21	165	23
Wagoner	47	39	4	1	3	16	0
Washington	118	82	10	19	0	43	4
Washita	25	22	2	0	0	8	0
Woods	26	25	1	0	0	7	0
Woodward	71	64	6	0	4	22	0
Out of State/Unknown	29	20	7	2	2	0	0
<b>Other Indicators</b>							
Dual Diagnosis	360	343	63	0	0	99	31
Homeless	191	102	57	27	21	17	12

Notes: The same client may be counted in more than one category, e.g., clients can receive services under more than one contract source, in more than one "County of Residence," or may have multiple "Other Indicators." Please see Definition page for other considerations.

## Oklahoma Department of Mental Health and Substance Abuse Services

## Counts of Admitted Clients Served by Funding Source for Various Categories During FY1996

## Age: 65 or older

	Total	Funding Source					
		Mental Health	Substance Abuse	Domestic Violence	Residential Care	Medicaid	Other
<b>Total</b>							
Unduplicated Count	2,701	2,082	210	34	153	1,173	482
<b>Agency Type</b>							
Community Mental Health	2,495	2,022	115	0	0	1,172	468
Domestic Violence and Sexual Assault	36	0	2	34	0	0	2
Hospital	107	107	0	0	0	0	0
Other	13	5	8	0	0	0	1
Residential Care	153	1	0	0	153	0	0
Substance Abuse	94	1	86	0	0	2	11
<b>Sex</b>							
Female	1,894	1,487	85	30	93	893	363
Male	807	595	125	4	60	280	119
<b>Age</b>							
65-74	1,694	1,389	159	24	122	656	208
75-84	688	515	41	8	29	334	149
85+	319	178	10	2	2	183	125
<b>Race</b>							
White	2,246	1,778	164	25	118	951	350
Black	305	194	16	4	19	168	112
Native American	104	67	23	4	12	36	18
Hispanic	44	39	7	1	4	15	2
Asian	6	6	0	0	0	3	0
<b>Presenting Problem/Diagnosis</b>							
Alcohol Abuse	148	57	107	0	1	25	12
Developmental Disorder	62	16	0	4	35	17	4
Mood Disorder	985	807	36	1	24	420	145
Non Alcohol/Drug Related Organic	357	200	5	0	0	192	172
Other Non-Psychotic	282	221	10	0	0	124	53
Other Psychotic	249	195	2	0	36	86	22
Personality Disorder	17	15	3	0	0	8	1
Schizophrenia	587	543	8	0	0	275	54
Social Conditions	154	47	25	28	44	23	18
Substance Related	14	9	10	0	0	3	0
Deferred/No Diagnosis	26	8	4	1	14	3	1
<b>County of Residence</b>							
Adair	20	16	1	1	6	9	1
Alfalfa	6	6	0	0	0	4	0
Atoka	14	12	2	0	0	1	0
Beckham	17	16	0	0	0	8	0
Blaine	13	12	1	0	0	2	0
Bryan	32	30	2	0	0	12	0
Caddo	7	6	2	0	0	2	0
Canadian	67	65	3	0	4	34	0
Carter	32	27	2	3	0	11	0
Cherokee	25	21	5	1	5	7	0
Choctaw	12	8	2	2	0	3	0
Cimarron	1	0	1	0	0	0	0
Cleveland	123	82	4	1	9	42	40
Coal	3	3	0	0	0	0	0
Comanche	57	48	5	0	15	0	0

Notes: The same client may be counted in more than one category, e.g., clients can receive services under more than one contract source, in more than one "County of Residence," or may have multiple "Other Indicators." Please see Definition page for other considerations.

## Oklahoma Department of Mental Health and Substance Abuse Services

## Counts of Admitted Clients Served by Funding Source for Various Categories During FY1996

## Age: 65 or older

	Funding Source						
	Total	Mental Health	Substance Abuse	Domestic Violence	Residential Care	Medicaid	Other
Cotton	2	2	1	0	0	1	0
Craig	85	74	0	0	44	52	1
Creek	50	46	4	0	1	28	0
Custer	30	28	2	0	0	10	0
Delaware	52	43	6	0	2	29	1
Dewey	5	4	0	0	1	0	0
Ellis	3	3	0	0	0	1	0
Garfield	29	26	2	1	0	6	2
Garvin	19	18	1	0	0	11	0
Grady	26	24	2	0	0	9	0
Grant	20	9	0	0	0	17	0
Greer	9	8	2	0	0	1	0
Harmon	3	2	1	0	0	1	0
Harper	7	6	0	0	0	6	0
Haskell	17	16	0	0	1	3	0
Hughes	17	15	0	0	0	8	0
Jackson	12	9	2	1	0	0	1
Jefferson	3	3	0	0	0	0	0
Johnston	5	3	1	0	0	2	0
Kay	67	23	1	3	0	38	33
Kingfisher	7	6	0	0	0	3	0
Kiowa	8	8	1	0	0	1	0
Latimer	9	7	2	0	0	1	0
LeFlore	21	20	0	1	0	4	0
Lincoln	75	21	0	0	0	36	65
Logan	10	6	3	1	0	5	0
Love	3	2	0	0	0	2	0
Major	4	4	0	0	0	2	0
Marshall	15	13	2	0	0	10	1
Mayes	37	30	1	0	4	26	0
McClain	10	7	0	0	0	3	4
McCurtain	13	11	2	0	0	4	0
McIntosh	14	12	2	0	2	5	1
Murray	11	7	4	1	0	6	0
Muskogee	73	65	3	1	6	37	1
Noble	8	3	3	0	1	1	0
Nowata	6	6	0	0	0	4	0
Okfuskee	18	15	4	0	7	6	1
Oklahoma	751	534	84	5	8	391	238
Okmulgee	58	42	4	0	4	32	0
Osage	19	16	3	1	0	2	2
Ottawa	30	25	0	0	1	13	2
Pawnee	9	5	4	0	0	1	0
Payne	34	28	5	0	0	8	1
Pittsburgh	53	48	2	0	5	1	0
Pontotoc	21	18	1	1	3	3	0
Pottawatomie	84	11	2	1	0	43	77
Pushmataha	9	6	1	1	0	1	1
Rogers	38	30	3	0	9	18	2
Seminole	54	46	2	0	0	40	1
Sequoyah	24	23	2	0	3	12	2
Stephens	23	22	1	0	2	0	0
Texas	16	16	0	0	0	5	0

Notes: The same client may be counted in more than one category, e.g., clients can receive services under more than one contract source, in more than one "County of Residence," or may have multiple "Other Indicators." Please see Definition page for other considerations.

Oklahoma Department of Mental Health and Substance Abuse Services  
**Counts of Admitted Clients Served by Funding Source for Various Categories During FY1996**  
**Age: 65 or older**

	<b>Funding Source</b>						
	<b>Total</b>	<b>Mental Health</b>	<b>Substance Abuse</b>	<b>Domestic Violence</b>	<b>Residential Care</b>	<b>Medicaid</b>	<b>Other</b>
Tillman	13	13	0	0	0	0	0
Tulsa	176	160	13	2	10	42	4
Wagoner	17	15	1	0	0	5	0
Washington	53	41	0	5	0	24	0
Washita	15	12	2	0	0	5	0
Woods	16	16	0	0	0	4	0
Woodward	25	24	0	0	1	10	0
Out of State/Unknown	3	2	0	1	0	0	0
<b>Other Indicators</b>							
Dual Diagnosis	65	59	14	0	0	22	9
Homeless	37	15	4	10	8	5	2

Notes: The same client may be counted in more than one category, e.g., clients can receive services under more than one contract source, in more than one "County of Residence," or may have multiple "Other Indicators." Please see Definition page for other considerations.

## Oklahoma Department of Mental Health and Substance Abuse Services

## Counts of Admitted Clients Served by Funding Source for Various Categories During FY1996

## Age: Under 21

	Total	Funding Source					
		Mental Health	Substance Abuse	Domestic Violence	Residential Care	Medicaid	Other
<b>Total</b>							
Unduplicated Count	19,054	10,109	3,487	3,675	12	5,584	2,554
<b>Agency Type</b>							
Community Mental Health	12,141	9,734	226	0	0	5,201	2,220
Domestic Violence and Sexual Assault	3,681	2	62	3,666	0	0	9
Hospital	406	406	0	0	0	0	0
Other	225	186	36	9	0	4	0
Residential Care	12	0	0	0	12	0	0
Substance Abuse	3,538	19	3,202	0	0	410	333
<b>Sex</b>							
Female	8,709	4,385	1,387	2,085	5	2,491	1,102
Male	10,345	5,724	2,100	1,590	7	3,093	1,452
<b>Age</b>							
0-04	2,873	777	314	1,461	0	697	274
05-17	13,451	7,890	2,161	1,830	1	4,573	2,101
18-20	2,730	1,442	1,012	384	11	314	179
<b>Race</b>							
White	12,805	7,186	2,365	2,084	9	3,692	1,624
Black	3,077	1,419	494	786	2	1,024	502
Native American	2,316	1,084	490	555	1	623	324
Hispanic	831	394	136	224	0	229	96
Asian	86	47	11	31	0	23	8
<b>Presenting Problem/Diagnosis</b>							
Alcohol Abuse	498	65	427	0	0	22	26
Developmental Disorder	3,697	2,918	77	25	4	1,731	673
Mood Disorder	2,729	2,393	94	9	1	886	319
Non Alcohol/Drug Related Organic	32	20	1	0	0	18	8
Other Non-Psychotic	3,953	2,943	137	0	0	1,690	801
Other Psychotic	246	231	24	0	6	56	21
Personality Disorder	54	35	9	0	0	18	10
Schizophrenia	98	91	9	0	0	39	4
Social Conditions	6,737	1,427	1,222	3,458	0	1,139	585
Substance Related	1,655	197	1,467	5	0	75	121
Deferred/No Diagnosis	412	139	81	181	1	13	12
<b>County of Residence</b>							
Adair	76	23	10	47	0	6	1
Alfalfa	13	12	0	1	0	3	0
Atoka	51	5	27	18	0	12	0
Beaver	6	3	0	1	1	1	1
Beckham	175	124	13	16	0	52	16
Blaine	117	90	4	3	0	52	17
Bryan	300	172	17	99	0	89	2
Caddo	199	113	34	29	0	40	8
Canadian	446	358	33	52	0	92	23
Carter	235	146	14	46	0	84	4
Cherokee	230	107	14	109	4	48	5
Choctaw	104	59	24	22	0	7	0
Cimarron	4	1	3	0	0	1	0
Cleveland	719	353	254	96	0	108	22
Coal	37	6	21	7	0	19	2

Notes: The same client may be counted in more than one category, e.g., clients can receive services under more than one contract source, in more than one "County of Residence," or may have multiple "Other Indicators." Please see Definition page for other considerations.

## Oklahoma Department of Mental Health and Substance Abuse Services

## Counts of Admitted Clients Served by Funding Source for Various Categories During FY1996

## Age: Under 21

	Funding Source						
	Total	Mental Health	Substance Abuse	Domestic Violence	Residential Care	Medicaid	Other
Comanche	417	167	66	177	1	16	21
Cotton	27	4	3	8	0	1	12
Craig	116	96	10	2	0	34	6
Creek	134	85	26	30	0	31	1
Custer	197	110	20	38	0	54	30
Delaware	333	201	69	33	0	122	23
Dewey	20	12	0	7	0	7	0
Ellis	15	13	1	3	0	7	0
Garfield	578	255	52	110	0	220	160
Garvin	156	109	6	12	0	75	13
Grady	461	220	125	123	0	113	3
Grant	12	4	0	4	0	2	4
Greer	44	30	6	12	0	15	3
Harmon	11	1	0	10	0	1	0
Harper	8	7	1	0	0	3	2
Haskell	31	15	7	1	0	9	9
Hughes	40	23	7	10	0	4	0
Jackson	109	25	15	68	0	3	3
Jefferson	31	2	5	0	0	7	22
Johnston	110	70	30	15	0	55	0
Kay	494	278	19	54	0	202	137
Kingfisher	43	27	4	1	0	13	9
Kiowa	72	47	8	18	0	14	4
Latimer	56	15	34	8	0	17	0
LeFlore	175	64	33	80	0	17	0
Lincoln	257	58	19	13	0	94	214
Logan	222	83	133	3	0	33	11
Love	65	46	7	0	0	32	1
Major	27	21	2	2	0	4	3
Marshall	108	67	19	28	0	29	2
Mayes	299	177	60	32	1	129	35
McClain	79	54	10	5	0	39	1
McCurtain	263	109	51	109	0	30	0
McIntosh	175	97	46	9	0	80	35
Murray	62	42	1	13	0	18	0
Muskogee	1,249	852	70	121	1	632	262
Noble	96	41	14	3	0	49	17
Nowata	66	44	12	6	0	17	1
Okfuskee	28	18	8	2	0	13	0
Oklahoma	3,252	1,696	638	565	2	913	612
Okmulgee	300	222	31	19	1	157	32
Osage	275	123	41	20	0	96	97
Ottawa	397	210	112	45	0	167	42
Pawnee	88	46	13	14	0	20	14
Payne	537	188	87	167	0	158	151
Pittsburgh	263	140	123	10	0	42	13
Pontotoc	271	147	21	91	0	93	2
Pottawatomie	403	123	64	89	0	155	220
Pushmataha	50	20	16	13	0	4	0
Roger Mills	13	6	2	3	0	3	0
Rogers	377	243	95	17	1	104	18
Seminole	231	66	29	35	0	103	122
Sequoyah	180	149	9	26	0	20	3

Notes: The same client may be counted in more than one category, e.g., clients can receive services under more than one contract source, in more than one "County of Residence," or may have multiple "Other Indicators." Please see Definition page for other considerations.

## Oklahoma Department of Mental Health and Substance Abuse Services

## Counts of Admitted Clients Served by Funding Source for Various Categories During FY1996

## Age: Under 21

	Funding Source						
	Total	Mental Health	Substance Abuse	Domestic Violence	Residential Care	Medicaid	Other
Stephens	65	25	14	15	0	14	12
Texas	47	26	10	9	0	10	0
Tillman	35	11	14	7	0	8	7
Tulsa	2,172	1,121	566	430	1	445	36
Wagoner	126	56	24	25	0	42	11
Washington	508	300	96	121	0	134	8
Washita	93	48	5	23	0	29	13
Woods	60	51	1	6	0	18	0
Woodward	155	93	18	41	0	30	3
Out of State/Unknown	318	21	42	255	0	9	1
<b>Other Indicators</b>							
Dual Diagnosis	356	337	62	0	0	76	19
Homeless	1,964	304	112	1,433	0	266	34
SED (6-17)	5,159	4,253	138	6	0	2,517	914

Notes: The same client may be counted in more than one category, e.g., clients can receive services under more than one contract source, in more than one "County of Residence," or may have multiple "Other Indicators." Please see Definition page for other considerations.

## Oklahoma Department of Mental Health and Substance Abuse Services

## Counts of Admitted Clients Served by Funding Source for Various Categories During FY1996

## Current Residence: Residential Care Facility

	Total	Funding Source					
		Mental Health	Substance Abuse	Domestic Violence	Residential Care	Medicaid	Other
<b>Total</b>							
Unduplicated Count	2,441	1,969	202	33	887	1,238	212
<b>Agency Type</b>							
Community Mental Health	1,992	1,862	129	0	0	1,200	166
Domestic Violence and Sexual Assault	33	0	5	33	0	0	0
Hospital	207	207	0	0	0	0	0
Other	11	5	6	0	0	0	1
Residential Care	895	11	0	0	887	0	0
Substance Abuse	103	2	62	0	0	51	45
<b>Sex</b>							
Female	1,029	805	79	24	356	534	90
Male	1,412	1,164	123	9	531	704	122
<b>Age</b>							
0-04	32	7	10	7	0	14	8
05-17	169	91	25	3	0	81	46
18-20	51	46	5	0	6	15	3
21-24	95	82	9	2	24	50	11
25-34	381	325	45	7	101	192	30
35-44	650	521	58	10	250	324	51
45-54	504	412	30	3	226	258	33
55-64	315	284	11	1	154	190	19
65-74	191	157	7	0	99	93	7
75-84	48	41	1	0	25	19	3
85+	5	3	1	0	2	2	1
<b>Race</b>							
White	1,813	1,491	120	23	635	905	147
Black	356	273	47	4	141	201	43
Native American	226	170	29	3	85	108	18
Hispanic	56	28	5	3	22	16	1
Asian	16	11	1	0	6	9	3
<b>Presenting Problem/Diagnosis</b>							
Alcohol Abuse	66	31	27	0	9	19	6
Developmental Disorder	278	80	2	1	189	52	15
Mood Disorder	586	364	23	3	208	157	40
Non Alcohol/Drug Related Organic	86	80	7	0	0	54	7
Other Non-Psychotic	192	145	14	0	0	113	42
Other Psychotic	588	357	24	0	263	183	17
Personality Disorder	14	14	0	0	0	12	2
Schizophrenia	981	950	54	0	1	614	54
Social Conditions	254	28	15	27	169	29	16
Substance Related	67	25	29	1	4	28	13
Deferred/No Diagnosis	97	10	9	1	76	4	0
<b>County of Residence</b>							
Adair	32	21	2	0	24	16	4
Atoka	2	1	1	1	0	0	0
Beaver	1	0	0	0	1	0	0
Beckham	64	59	0	0	0	15	0
Blaine	2	1	0	0	0	1	0
Bryan	2	2	0	0	0	2	0
Caddo	9	5	4	0	0	0	0

Notes: The same client may be counted in more than one category, e.g., clients can receive services under more than one contract source, in more than one "County of Residence," or may have multiple "Other Indicators." Please see Definition page for other considerations.



## Oklahoma Department of Mental Health and Substance Abuse Services

## Counts of Admitted Clients Served by Funding Source for Various Categories During FY1996

## Current Residence: Residential Care Facility

	Funding Source						
	Total	Mental Health	Substance Abuse	Domestic Violence	Residential Care	Medicaid	Other
Canadian	158	145	6	0	20	84	2
Carter	47	43	2	0	1	31	0
Cherokee	134	115	11	0	60	86	1
Choctaw	1	0	0	0	1	0	0
Cimarron	2	1	0	0	1	1	0
Cleveland	257	238	1	0	61	140	3
Coal	2	2	0	0	0	1	0
Comanche	90	63	8	4	33	0	6
Cotton	1	1	0	0	0	0	0
Craig	358	321	1	0	171	225	11
Creek	28	25	14	0	1	16	0
Custer	18	15	1	0	0	8	2
Delaware	23	11	0	0	12	7	5
Dewey	7	1	0	0	6	0	0
Garfield	46	9	17	4	0	30	33
Garvin	5	5	0	0	0	2	0
Grady	11	7	4	0	0	7	0
Grant	2	2	0	0	0	0	0
Hughes	4	2	0	0	2	0	0
Jackson	2	2	0	0	0	0	0
Johnston	1	1	0	0	0	1	0
Kay	20	12	1	3	0	3	5
Kingfisher	10	9	0	0	0	7	0
Kiowa	10	9	0	0	0	5	0
Latimer	1	0	0	0	1	0	0
LeFlore	13	12	0	0	1	0	0
Lincoln	7	4	1	0	0	4	5
Logan	7	3	1	0	0	4	4
Love	1	1	0	0	0	1	0
Mayes	84	37	0	0	62	25	2
McClain	6	6	0	0	0	5	0
McCurtain	6	3	0	0	3	1	0
McIntosh	39	11	0	0	35	2	0
Murray	5	1	0	0	4	0	0
Muskogee	105	75	2	2	40	64	5
Noble	10	0	0	0	9	1	1
Nowata	7	6	0	1	0	3	4
Okfuskee	148	131	41	0	91	101	2
Oklahoma	403	292	41	5	59	142	80
Okmulgee	40	18	3	0	19	16	0
Osage	6	3	3	0	0	3	1
Ottawa	5	2	0	1	2	0	0
Pawnee	2	1	0	0	1	0	0
Payne	31	15	1	0	0	15	12
Pittsburgh	43	25	0	0	29	11	0
Pontotoc	34	21	1	0	18	16	0
Pottawatomie	10	7	0	0	0	6	8
Rogers	73	60	0	0	33	41	7
Seminole	7	6	0	0	0	1	0
Sequoyah	82	66	4	0	42	41	1
Stephens	33	25	1	1	25	0	0
Texas	1	0	1	0	0	1	0
Tillman	1	1	0	0	0	0	0

Notes: The same client may be counted in more than one category, e.g., clients can receive services under more than one contract source, in more than one "County of Residence," or may have multiple "Other Indicators." Please see Definition page for other considerations.

Oklahoma Department of Mental Health and Substance Abuse Services  
**Counts of Admitted Clients Served by Funding Source for Various Categories During FY1996**  
**Current Residence: Residential Care Facility**

	Total	Funding Source					Other
		Mental Health	Substance Abuse	Domestic Violence	Residential Care	Medicaid	
Tulsa	155	121	28	8	46	52	4
Wagoner	8	3	1	0	5	2	0
Washington	7	5	0	2	0	4	2
Washita	2	0	0	0	0	0	2
Woods	2	2	0	0	0	1	0
Woodward	11	11	0	0	0	9	0
Out of State/Unknown	7	2	2	1	3	1	0
<b>Other Indicators</b>							
Dual Diagnosis	357	341	22	0	0	167	38
Homeless	61	10	3	7	42	3	3
SED (6-17)	91	61	2	0	0	45	19

Notes: The same client may be counted in more than one category, e.g., clients can receive services under more than one contract source, in more than one "County of Residence," or may have multiple "Other Indicators." Please see Definition page for other considerations.

## Oklahoma Department of Mental Health and Substance Abuse Services

## Counts of Admitted Clients Served by Funding Source for Various Categories During FY1996 Deaf and Hearing Impaired

	Total	Funding Source					
		Mental Health	Substance Abuse	Domestic Violence	Residential Care	Medicaid	Other
<b>Total</b>							
Unduplicated Count	597	361	214	25	9	148	59
<b>Agency Type</b>							
Community Mental Health	466	312	163	0	0	143	55
Domestic Violence and Sexual Assault	27	0	3	24	0	0	2
Hospital	60	60	0	0	0	0	0
Other	2	0	1	1	0	0	0
Residential Care	9	0	0	0	9	0	0
Substance Abuse	56	2	50	0	0	5	2
<b>Sex</b>							
Female	237	168	20	21	5	89	30
Male	360	193	194	4	4	59	29
<b>Age</b>							
0-04	7	4	2	1	0	1	1
05-17	49	30	5	4	0	23	8
18-20	20	10	13	2	0	2	1
21-24	44	19	26	1	0	8	3
25-34	130	62	71	5	1	26	7
35-44	110	64	52	5	5	19	2
45-54	91	71	25	4	1	20	7
55-64	47	33	8	3	1	15	6
65-74	51	40	8	0	1	14	6
75-84	22	15	4	0	0	9	6
85+	26	13	0	0	0	11	12
<b>Race</b>							
White	418	286	103	18	7	120	42
Black	52	26	23	2	1	9	8
Native American	114	41	85	5	1	15	7
Hispanic	13	8	3	0	0	4	2
<b>Presenting Problem/Diagnosis</b>							
Alcohol Abuse	115	37	98	0	0	8	5
Developmental Disorder	17	10	1	1	2	7	3
Mood Disorder	143	126	8	0	1	47	17
Non Alcohol/Drug Related Organic	26	17	0	0	0	10	11
Other Non-Psychotic	47	36	0	0	0	22	4
Other Psychotic	39	35	5	0	1	12	1
Personality Disorder	5	3	1	0	0	3	0
Schizophrenia	57	54	1	0	0	21	7
Social Conditions	53	13	5	23	2	11	10
Substance Related	101	33	95	0	0	6	1
Deferred/No Diagnosis	7	1	2	1	3	1	0
<b>County of Residence</b>							
Adair	10	6	6	0	0	1	0
Atoka	7	3	3	0	0	2	0
Beaver	1	1	0	0	0	1	0
Beckham	6	5	1	0	0	2	0
Blaine	6	1	5	0	0	0	0
Bryan	5	4	0	0	0	2	0
Caddo	2	2	1	0	0	0	0
Canadian	9	8	1	0	0	2	0

Notes: The same client may be counted in more than one category, e.g., clients can receive services under more than one contract source, in more than one "County of Residence," or may have multiple "Other Indicators." Please see Definition page for other considerations.

## Oklahoma Department of Mental Health and Substance Abuse Services

## Counts of Admitted Clients Served by Funding Source for Various Categories During FY1996 Deaf and Hearing Impaired

	Funding Source						
	Total	Mental Health	Substance Abuse	Domestic Violence	Residential Care	Medicaid	Other
Carter	7	6	2	0	0	0	0
Cherokee	32	16	28	0	1	4	0
Cleveland	27	13	4	1	0	7	9
Coal	2	1	1	0	0	0	0
Comanche	7	3	1	3	0	0	0
Cotton	1	1	0	0	0	0	0
Craig	13	10	2	0	2	5	0
Creek	5	4	3	0	0	1	0
Custer	5	5	0	0	0	1	0
Delaware	17	6	12	1	0	1	0
Garfield	7	5	1	0	0	1	1
Garvin	1	1	0	0	0	0	0
Grady	8	5	0	2	0	3	0
Grant	1	1	0	0	0	0	0
Harper	1	0	0	0	0	1	0
Haskell	3	2	1	0	0	1	0
Hughes	1	1	0	0	0	0	0
Jackson	2	1	0	1	0	0	0
Jefferson	2	0	0	0	0	0	2
Kay	13	6	1	0	0	6	5
Kingfisher	5	4	1	0	0	2	0
Kiowa	3	2	1	0	0	1	0
Latimer	2	2	0	0	0	0	0
LeFlore	3	2	2	0	0	0	0
Lincoln	12	4	3	0	0	3	9
Logan	5	5	0	0	0	2	0
Love	1	1	0	0	0	0	0
Major	1	1	0	0	0	0	0
Marshall	1	1	1	0	0	0	0
Mayes	16	9	8	0	0	7	0
McClain	1	1	0	0	0	0	1
McCurtain	8	6	2	0	0	1	0
McIntosh	3	2	0	0	0	1	0
Murray	14	9	1	0	0	8	0
Muskogee	24	8	19	0	0	4	0
Noble	2	0	2	0	0	0	0
Nowata	2	0	1	0	0	1	0
Okfuskee	4	4	0	0	0	3	0
Oklahoma	94	65	17	5	0	31	17
Okmulgee	7	6	0	1	0	3	0
Osage	6	4	0	0	0	4	3
Ottawa	8	6	1	1	0	2	1
Pawnee	4	3	0	0	0	1	0
Payne	11	6	3	2	0	1	1
Pittsburgh	7	5	0	0	3	0	0
Pontotoc	4	3	1	0	0	2	0
Pottawatomie	8	3	1	1	0	1	5
Pushmataha	3	1	0	2	0	0	0
Roger Mills	1	0	1	0	0	0	0
Rogers	8	6	5	0	1	1	0
Seminole	8	6	1	0	0	4	1
Sequoyah	20	9	18	0	1	4	0
Stephens	6	3	2	1	0	0	0

Notes: The same client may be counted in more than one category, e.g., clients can receive services under more than one contract source, in more than one "County of Residence," or may have multiple "Other Indicators." Please see Definition page for other considerations.

Oklahoma Department of Mental Health and Substance Abuse Services  
**Counts of Admitted Clients Served by Funding Source for Various Categories During FY1996**  
**Deaf and Hearing Impaired**

	Funding Source						
	Total	Mental Health	Substance Abuse	Domestic Violence	Residential Care	Medicaid	Other
Texas	2	2	0	0	0	1	0
Tillman	3	2	0	1	0	0	0
Tulsa	60	36	29	1	1	12	2
Wagoner	16	8	15	0	0	2	1
Washington	14	11	4	1	0	3	1
Washita	2	2	0	0	0	0	0
Woodward	4	3	1	1	0	2	0
Out of State/Unknown	2	1	1	0	0	0	0
<b>Other Indicators</b>							
Dual Diagnosis	50	39	19	0	0	8	3
Homeless	43	21	27	5	2	1	0
SED (6-17)	15	11	0	0	0	8	4

Notes: The same client may be counted in more than one category, e.g., clients can receive services under more than one contract source, in more than one "County of Residence," or may have multiple "Other Indicators." Please see Definition page for other considerations.

**Oklahoma Department of Mental Health and Substance Abuse Services**  
**Counts of Admitted Clients Served by Funding Source for Various Categories During FY1996**  
**Detox Services**

	Total	Funding Source					Medicaid	Other
		Mental Health	Substance Abuse	Domestic Violence	Residential Care			
<b>Total</b>								
Unduplicated Count	4,362	5	4,328	0	0	12	28	
<b>Agency Type</b>								
Community Mental Health	700	5	690	0	0	11	0	
Substance Abuse	3,772	0	3,748	0	0	1	28	
<b>Sex</b>								
Female	1,296	1	1,291	0	0	6	1	
Male	3,066	4	3,037	0	0	6	27	
<b>Age</b>								
0-04	1	0	1	0	0	0	0	
05-17	10	0	10	0	0	0	0	
18-20	215	0	214	0	0	0	1	
21-24	389	1	388	0	0	1	1	
25-34	1,615	3	1,603	0	0	4	8	
35-44	1,525	0	1,512	0	0	4	11	
45-54	446	1	442	0	0	1	4	
55-64	131	0	129	0	0	1	2	
65-74	26	0	25	0	0	0	1	
75-84	2	0	2	0	0	0	0	
85+	2	0	2	0	0	1	0	
<b>Race</b>								
White	2,787	4	2,767	0	0	8	13	
Black	879	1	871	0	0	2	9	
Native American	594	0	588	0	0	2	5	
Hispanic	99	0	99	0	0	0	1	
Asian	11	0	11	0	0	0	0	
<b>Presenting Problem/Diagnosis</b>								
Alcohol Abuse	2,163	1	2,138	0	0	7	21	
Mood Disorder	88	0	86	0	0	2	0	
Non Alcohol/Drug Related Organic	4	0	4	0	0	0	0	
Other Non-Psychotic	10	1	10	0	0	0	0	
Other Psychotic	36	0	36	0	0	0	0	
Personality Disorder	2	0	2	0	0	0	0	
Schizophrenia	14	1	14	0	0	0	0	
Social Conditions	6	1	5	0	0	0	0	
Substance Related	2,127	0	2,119	0	0	3	7	
Deferred/No Diagnosis	10	1	10	0	0	0	0	
<b>County of Residence</b>								
Adair	9	0	9	0	0	0	0	
Alfalfa	5	0	5	0	0	0	0	
Atoka	4	0	4	0	0	0	0	
Beaver	2	0	2	0	0	0	0	
Beckham	22	0	22	0	0	0	0	
Blaine	20	0	20	0	0	0	0	
Bryan	20	0	20	0	0	0	0	
Caddo	35	0	35	0	0	0	0	
Canadian	33	0	32	0	0	0	1	
Carter	60	0	60	0	0	1	0	
Cherokee	31	0	31	0	0	0	0	
Choctaw	15	0	15	0	0	0	0	

Notes: The same client may be counted in more than one category, e.g., clients can receive services under more than one contract source, in more than one "County of Residence," or may have multiple "Other Indicators." Please see Definition page for other considerations.

## Oklahoma Department of Mental Health and Substance Abuse Services

## Counts of Admitted Clients Served by Funding Source for Various Categories During FY1996 Detox Services

	Funding Source						
	Total	Mental Health	Substance Abuse	Domestic Violence	Residential Care	Medicaid	Other
Cimarron	1	0	1	0	0	0	0
Cleveland	146	0	146	0	0	0	0
Coal	3	0	3	0	0	0	0
Comanche	256	4	254	0	0	0	1
Cotton	4	0	4	0	0	0	0
Craig	4	0	4	0	0	0	0
Creek	71	0	71	0	0	0	0
Custer	34	0	34	0	0	0	0
Delaware	16	0	16	0	0	0	0
Dewey	4	0	4	0	0	0	0
Ellis	11	0	11	0	0	0	0
Garfield	52	0	52	0	0	0	0
Garvin	25	0	24	0	0	1	0
Grady	48	0	48	0	0	0	0
Grant	1	0	1	0	0	0	0
Greer	2	0	2	0	0	0	0
Harper	2	0	2	0	0	0	0
Haskell	8	0	8	0	0	0	0
Hughes	12	0	12	0	0	0	0
Jackson	34	1	34	0	0	0	0
Jefferson	6	0	6	0	0	0	0
Johnston	13	0	13	0	0	0	0
Kay	56	0	56	0	0	0	0
Kingfisher	6	0	6	0	0	0	0
Kiowa	13	0	13	0	0	0	0
Latimer	4	0	4	0	0	0	0
LeFlore	16	0	15	0	0	0	0
Lincoln	19	0	18	0	0	0	1
Logan	26	0	26	0	0	0	0
Love	10	0	10	0	0	0	0
Major	1	0	1	0	0	0	0
Marshall	18	0	17	0	0	1	0
Mayes	35	0	35	0	0	0	0
McClain	10	0	10	0	0	0	0
McCurtain	16	0	16	0	0	0	0
McIntosh	10	0	10	0	0	0	0
Murray	28	0	25	0	0	4	0
Muskogee	85	0	85	0	0	0	0
Noble	17	0	17	0	0	0	0
Nowata	7	0	7	0	0	0	0
Okfuskee	7	0	7	0	0	0	0
Oklahoma	884	0	884	0	0	0	0
Okmulgee	55	0	55	0	0	0	0
Osage	41	0	41	0	0	0	0
Ottawa	29	0	29	0	0	0	0
Pawnee	12	0	12	0	0	0	0
Payne	212	0	212	0	0	0	1
Pittsburgh	31	0	31	0	0	0	0
Pontotoc	32	0	29	0	0	3	0
Pottawatomie	48	0	48	0	0	0	0
Pushmataha	5	0	5	0	0	0	0
Roger Mills	9	0	9	0	0	0	0
Rogers	47	0	47	0	0	0	0

Notes: The same client may be counted in more than one category, e.g., clients can receive services under more than one contract source, in more than one "County of Residence," or may have multiple "Other Indicators." Please see Definition page for other considerations.

Oklahoma Department of Mental Health and Substance Abuse Services  
**Counts of Admitted Clients Served by Funding Source for Various Categories During FY1996**  
**Detox Services**

	Funding Source						
	Total	Mental Health	Substance Abuse	Domestic Violence	Residential Care	Medicaid	Other
Seminole	42	0	41	0	0	1	0
Sequoyah	21	0	21	0	0	0	0
Stephens	43	0	43	0	0	0	0
Texas	6	0	6	0	0	0	0
Tillman	41	0	41	0	0	0	0
Tulsa	1,290	0	1,268	0	0	1	24
Wagoner	37	0	37	0	0	0	0
Washington	58	0	58	0	0	0	0
Washita	12	0	12	0	0	0	0
Woods	5	0	5	0	0	0	0
Woodward	26	0	26	0	0	0	0
Out of State/Unknown	67	0	67	0	0	0	0
<b>Other Indicators</b>							
Dual Diagnosis	94	0	92	0	0	3	0
Homeless	692	0	691	0	0	0	0

Notes: The same client may be counted in more than one category, e.g., clients can receive services under more than one contract source, in more than one "County of Residence," or may have multiple "Other Indicators." Please see Definition page for other considerations.



**Oklahoma Department of Mental Health and Substance Abuse Services**  
**Counts of Admitted Clients Served by Funding Source for Various Categories During FY1996**  
**Dual Diagnosis**

	<b>Funding Source</b>						
	<b>Total</b>	<b>Mental Health</b>	<b>Substance Abuse</b>	<b>Domestic Violence</b>	<b>Residential Care</b>	<b>Medicaid</b>	<b>Other</b>
<b>Total</b>							
Unduplicated Count	5,634	5,265	1,137	0	0	1,435	426
<b>Agency Type</b>							
Community Mental Health	4,827	4,495	1,067	0	0	1,425	413
Hospital	1,195	1,195	0	0	0	0	0
Other	9	2	8	0	0	1	0
Substance Abuse	89	0	75	0	0	10	13
<b>Sex</b>							
Female	2,258	2,066	470	0	0	667	186
Male	3,376	3,199	667	0	0	768	240
<b>Age</b>							
05-17	101	96	5	0	0	39	8
18-20	255	241	57	0	0	37	11
21-24	433	396	112	0	0	65	17
25-34	1,695	1,575	389	0	0	429	118
35-44	1,987	1,855	389	0	0	549	167
45-54	803	759	122	0	0	217	74
55-64	295	284	49	0	0	77	22
65-74	52	47	6	0	0	15	7
75-84	13	12	8	0	0	7	2
<b>Race</b>							
White	4,107	3,866	833	0	0	980	245
Black	888	797	181	0	0	293	150
Native American	516	483	96	0	0	128	28
Hispanic	115	110	24	0	0	27	3
Asian	14	14	4	0	0	7	0
<b>Presenting Problem/Diagnosis</b>							
Alcohol Abuse	264	204	99	0	0	41	7
Developmental Disorder	13	13	0	0	0	5	1
Mood Disorder	2,698	2,518	521	0	0	515	200
Non Alcohol/Drug Related Organic	15	15	4	0	0	2	0
Other Non-Psychotic	135	122	31	0	0	30	12
Other Psychotic	1,191	1,144	222	0	0	263	59
Personality Disorder	113	106	19	0	0	35	12
Schizophrenia	1,268	1,211	160	0	0	517	126
Social Conditions	6	4	0	0	0	2	1
Substance Related	289	231	97	0	0	41	8
Deferred/No Diagnosis	1	1	0	0	0	0	0
<b>County of Residence</b>							
Adair	20	20	6	0	0	7	0
Alfalfa	5	5	0	0	0	1	0
Atoka	25	25	0	0	0	3	0
Beaver	5	5	0	0	0	1	0
Beckham	56	55	0	0	0	11	1
Blaine	19	19	0	0	0	5	0
Bryan	65	64	3	0	0	27	0
Caddo	25	25	2	0	0	0	0
Canadian	60	55	5	0	0	15	2
Carter	101	96	6	0	0	29	0
Cherokee	87	85	28	0	0	40	0

Notes: The same client may be counted in more than one category, e.g., clients can receive services under more than one contract source, in more than one "County of Residence," or may have multiple "Other Indicators." Please see Definition page for other considerations.

## Oklahoma Department of Mental Health and Substance Abuse Services

## Counts of Admitted Clients Served by Funding Source for Various Categories During FY1996

## Dual Diagnosis

	Funding Source						
	Total	Mental Health	Substance Abuse	Domestic Violence	Residential Care	Medicaid	Other
Choctaw	23	22	1	0	0	2	0
Cimarron	6	4	1	0	0	2	0
Cleveland	261	247	10	0	0	77	10
Coal	7	6	0	0	0	1	0
Comanche	52	51	7	0	0	0	5
Cotton	1	1	0	0	0	0	0
Craig	125	122	1	0	0	47	0
Creek	104	100	17	0	0	26	0
Custer	103	102	2	0	0	19	4
Delaware	74	64	7	0	0	14	1
Dewey	7	7	0	0	0	2	0
Ellis	1	1	0	0	0	0	0
Garfield	55	49	18	0	0	4	8
Garvin	44	44	4	0	0	12	0
Grady	88	88	0	0	0	17	0
Grant	2	1	1	0	0	0	0
Greer	10	10	0	0	0	1	0
Harmon	3	3	0	0	0	0	0
Harper	3	3	0	0	0	3	0
Haskell	13	12	0	0	0	6	0
Hughes	29	29	0	0	0	11	0
Jackson	24	23	1	0	0	1	0
Jefferson	4	4	0	0	0	2	0
Johnston	23	22	2	0	0	11	0
Kay	96	85	45	0	0	25	4
Kingfisher	11	9	9	0	0	0	0
Kiowa	29	29	0	0	0	7	0
Latimer	17	14	3	0	0	2	1
LeFlore	52	52	1	0	0	9	0
Lincoln	33	25	0	0	0	8	20
Logan	28	28	7	0	0	5	1
Love	16	13	10	0	0	3	0
Major	4	3	1	0	0	0	1
Marshall	23	23	11	0	0	6	0
Mayes	70	65	5	0	0	23	0
McClain	19	18	0	0	0	7	0
McCurtain	53	53	0	0	0	18	0
McIntosh	36	34	1	0	0	14	4
Murray	21	19	5	0	0	4	0
Muskogee	165	158	4	0	0	57	3
Noble	14	14	1	0	0	3	0
Nowata	12	11	0	0	0	5	1
Okfuskee	35	35	5	0	0	19	0
Oklahoma	1,314	1,156	227	0	0	343	277
Okmulgee	62	56	12	0	0	14	1
Osage	40	36	16	0	0	9	2
Ottawa	69	59	7	0	0	19	1
Pawnee	19	15	6	0	0	5	3
Payne	87	85	21	0	0	18	3
Pittsburgh	77	75	2	0	0	14	0
Pontotoc	54	51	7	0	0	5	0
Pottawatomie	97	84	4	0	0	26	41
Pushmataha	10	10	0	0	0	1	0

Notes: The same client may be counted in more than one category, e.g., clients can receive services under more than one contract source, in more than one "County of Residence," or may have multiple "Other Indicators." Please see Definition page for other considerations.

## Oklahoma Department of Mental Health and Substance Abuse Services

## Counts of Admitted Clients Served by Funding Source for Various Categories During FY1996

## Dual Diagnosis

	Funding Source						
	Total	Mental Health	Substance Abuse	Domestic Violence	Residential Care	Medicaid	Other
Roger Mills	3	2	1	0	0	0	0
Rogers	66	64	1	0	0	12	0
Seminole	39	37	2	0	0	11	1
Sequoyah	64	64	21	0	0	24	0
Stephens	23	23	2	0	0	0	0
Texas	24	24	1	0	0	3	0
Tillman	6	6	2	0	0	0	0
Tulsa	1,303	1,234	556	0	0	270	29
Wagoner	54	48	17	0	0	18	0
Washington	87	80	2	0	0	31	2
Washita	24	24	1	0	0	2	0
Woods	7	7	0	0	0	1	0
Woodward	44	42	2	0	0	12	0
Out of State/Unknown	44	44	7	0	0	1	0
<b>Other Indicators</b>							
Dual Diagnosis	5,634	5,265	1,137	0	0	1,435	426
Homeless	497	457	151	0	0	84	33
SED (6-17)	74	71	3	0	0	31	6

Notes: The same client may be counted in more than one category, e.g., clients can receive services under more than one contract source, in more than one "County of Residence," or may have multiple "Other Indicators." Please see Definition page for other considerations.

## Oklahoma Department of Mental Health and Substance Abuse Services

## Counts of Admitted Clients Served by Funding Source for Various Categories During FY1996

### Homeless

	Total	Funding Source					
		Mental Health	Substance Abuse	Domestic Violence	Residential Care	Medicaid	Other
<b>Total</b>							
Unduplicated Count	5,646	1,770	1,631	2,462	80	494	182
<b>Agency Type</b>							
Community Mental Health	1,846	1,503	483	0	0	482	140
Domestic Violence and Sexual Assault	2,473	2	69	2,462	0	0	3
Hospital	391	391	0	0	0	0	0
Other	14	4	11	0	0	0	4
Residential Care	80	0	0	0	80	0	0
Substance Abuse	1,192	2	1,171	0	0	12	35
<b>Sex</b>							
Female	2,896	714	476	1,785	26	261	88
Male	2,750	1,056	1,155	677	54	233	94
<b>Age</b>							
0-04	741	53	22	612	0	89	10
05-17	991	176	25	703	0	173	17
18-20	232	75	65	118	0	4	7
21-24	415	124	134	194	2	18	12
25-34	1,365	466	582	463	13	76	43
35-44	1,213	518	540	262	25	72	59
45-54	498	256	206	83	19	45	22
55-64	154	87	53	17	13	12	10
65-74	29	11	3	6	8	4	2
75-84	7	4	1	3	0	1	0
85+	1	0	0	1	0	0	0
<b>Race</b>							
White	3,511	1,247	1,068	1,394	40	280	129
Black	1,140	330	296	488	24	171	42
Native American	789	150	234	442	13	34	11
Hispanic	185	37	38	116	3	4	0
Asian	36	9	0	25	0	5	0
<b>Presenting Problem/Diagnosis</b>							
Alcohol Abuse	723	103	654	8	0	8	17
Developmental Disorder	94	34	0	24	20	26	5
Mood Disorder	736	678	155	1	12	89	62
Non Alcohol/Drug Related Organic	20	19	6	0	0	4	0
Other Non-Psychotic	359	275	29	0	0	155	25
Other Psychotic	327	302	55	0	16	38	18
Personality Disorder	20	19	6	0	0	3	1
Schizophrenia	258	252	35	0	0	67	23
Social Conditions	2,553	66	108	2,347	25	94	15
Substance Related	714	94	655	3	1	11	14
Deferred/No Diagnosis	114	12	14	83	6	1	2
<b>County of Residence</b>							
Adair	60	4	9	47	2	0	0
Alfalfa	4	0	0	4	0	0	0
Atoka	15	0	1	14	0	0	0
Beaver	1	1	0	0	0	0	0
Beckham	23	2	4	17	0	0	0
Blaine	75	2	70	3	0	0	0
Bryan	124	11	5	109	0	2	0

Notes: The same client may be counted in more than one category, e.g., clients can receive services under more than one contract source, in more than one "County of Residence," or may have multiple "Other Indicators." Please see Definition page for other considerations.

## Oklahoma Department of Mental Health and Substance Abuse Services

## Counts of Admitted Clients Served by Funding Source for Various Categories During FY1996

## Homeless

	Funding Source						
	Total	Mental Health	Substance Abuse	Domestic Violence	Residential Care	Medicaid	Other
Caddo	23	2	6	15	0	0	0
Canadian	43	6	6	31	0	1	1
Carter	44	21	14	12	0	5	0
Cherokee	147	19	16	114	2	1	5
Choctaw	22	1	6	15	0	1	0
Cimarron	1	1	1	0	0	0	0
Cleveland	212	58	39	116	0	6	5
Coal	10	0	0	10	0	0	0
Comanche	144	22	88	38	0	1	1
Cotton	2	0	2	0	0	0	0
Craig	30	6	3	4	18	0	0
Creek	42	13	20	10	0	5	0
Custer	60	13	34	15	0	0	0
Delaware	63	8	3	51	0	1	1
Ellis	1	0	0	1	0	0	0
Garfield	111	19	13	77	0	1	5
Garvin	23	10	3	11	0	1	1
Grady	68	23	7	38	0	3	0
Grant	3	1	0	2	0	0	0
Greer	4	1	1	2	0	0	0
Harmon	2	1	1	0	0	0	0
Haskell	2	0	1	1	0	0	0
Hughes	11	2	1	8	0	2	0
Jackson	27	13	10	4	0	0	0
Johnston	10	5	1	5	0	1	0
Kay	90	29	40	23	0	6	18
Kingfisher	1	0	0	1	0	0	0
Kiowa	13	4	2	7	0	1	0
LeFlore	16	8	2	6	0	1	0
Lincoln	15	3	3	8	0	1	2
Logan	18	9	4	5	0	1	0
Love	3	3	1	0	0	0	0
Major	3	0	0	3	0	0	0
Marshall	30	6	5	22	0	1	0
Mayes	34	12	3	18	2	1	0
McClain	12	4	1	7	0	0	0
McCurtain	63	2	6	52	3	2	0
McIntosh	12	3	0	5	4	1	0
Murray	16	5	2	9	0	1	0
Muskogee	179	60	9	95	15	25	5
Noble	24	6	17	1	0	1	1
Nowata	9	1	4	4	0	1	0
Okfuskee	17	0	3	3	11	0	0
Oklahoma	1,242	436	400	472	2	63	32
Okmulgee	41	16	9	10	6	6	0
Osage	30	8	11	17	0	1	1
Ottawa	70	14	7	49	0	3	0
Pawnee	15	6	5	4	0	1	0
Payne	100	34	49	24	0	8	4
Pittsburgh	32	11	12	9	0	0	0
Pontotoc	115	15	5	94	0	3	1
Pottawatomie	85	12	12	62	0	2	3
Pushmataha	6	0	2	4	0	0	0

Notes: The same client may be counted in more than one category, e.g., clients can receive services under more than one contract source, in more than one "County of Residence," or may have multiple "Other Indicators." Please see Definition page for other considerations.

## Oklahoma Department of Mental Health and Substance Abuse Services

## Counts of Admitted Clients Served by Funding Source for Various Categories During FY1996

## Homeless

	Funding Source						
	Total	Mental Health	Substance Abuse	Domestic Violence	Residential Care	Medicaid	Other
Roger Mills	2	1	0	1	0	0	0
Rogers	39	13	15	12	4	2	0
Seminole	64	8	3	50	1	2	1
Sequoyah	49	21	10	23	3	4	0
Stephens	10	5	5	0	1	0	1
Texas	11	3	6	3	0	0	0
Tillman	11	3	9	0	0	0	0
Tulsa	1,502	707	613	291	2	319	90
Wagoner	25	9	5	10	3	0	0
Washington	102	24	19	62	0	2	3
Washita	5	0	1	4	0	0	0
Woods	6	3	0	3	0	0	0
Woodward	34	12	6	15	0	5	0
Out of State/Unknown	302	33	31	242	1	0	1
<b>Other Indicators</b>							
Dual Diagnosis	497	457	151	0	0	84	33
Homeless	5,646	1,770	1,631	2,462	80	494	182
SED (6-17)	224	144	0	2	0	137	10

Notes: The same client may be counted in more than one category, e.g., clients can receive services under more than one contract source, in more than one "County of Residence," or may have multiple "Other Indicators." Please see Definition page for other considerations.

**Oklahoma Department of Mental Health and Substance Abuse Services**  
**Counts of Admitted Clients Served by Funding Source for Various Categories During FY1996**  
**Inpatient Services**

	Total	Funding Source					
		Mental Health	Substance Abuse	Domestic Violence	Residential Care	Medicaid	Other
<b>Total</b>							
Unduplicated Count	6,961	6,685	355	0	0	119	0
<b>Agency Type</b>							
Community Mental Health	4,061	3,703	355	0	0	119	0
Hospital	3,543	3,543	0	0	0	0	0
<b>Sex</b>							
Female	3,041	2,917	143	0	0	66	0
Male	3,920	3,768	212	0	0	53	0
<b>Age</b>							
05-17	211	211	0	0	0	0	0
18-20	398	382	19	0	0	3	0
21-24	635	601	42	0	0	13	0
25-34	2,036	1,936	128	0	0	36	0
35-44	2,021	1,935	116	0	0	36	0
45-54	981	956	35	0	0	19	0
55-64	479	467	15	0	0	6	0
65-74	154	152	0	0	0	4	0
75-84	41	40	0	0	0	2	0
85+	5	5	0	0	0	0	0
<b>Race</b>							
White	5,263	5,046	261	0	0	90	0
Black	908	880	54	0	0	13	0
Native American	624	598	34	0	0	12	0
Hispanic	134	128	6	0	0	3	0
Asian	45	44	0	0	0	1	0
<b>Presenting Problem/Diagnosis</b>							
Alcohol Abuse	564	547	18	0	0	3	0
Developmental Disorder	84	82	0	0	0	2	0
Mood Disorder	2,664	2,502	186	0	0	34	0
Non Alcohol/Drug Related Organic	126	124	3	0	0	2	0
Other Non-Psychotic	728	710	16	0	0	8	0
Other Psychotic	1,477	1,420	65	0	0	28	0
Personality Disorder	58	48	8	0	0	4	0
Schizophrenia	1,072	1,033	44	0	0	33	0
Social Conditions	75	72	1	0	0	4	0
Substance Related	462	451	13	0	0	1	0
Deferred/No Diagnosis	30	30	1	0	0	0	0
<b>County of Residence</b>							
Adair	72	72	0	0	0	0	0
Alfalfa	5	5	0	0	0	0	0
Atoka	42	42	0	0	0	0	0
Beaver	4	4	0	0	0	0	0
Beckham	55	55	0	0	0	0	0
Blaine	12	12	0	0	0	0	0
Bryan	79	73	0	0	0	8	0
Caddo	50	50	0	0	0	0	0
Canadian	55	55	0	0	0	0	0
Carter	117	107	0	0	0	16	0
Cherokee	149	148	1	0	0	0	0
Choctaw	45	45	0	0	0	0	0

Notes: The same client may be counted in more than one category, e.g., clients can receive services under more than one contract source, in more than one "County of Residence," or may have multiple "Other Indicators." Please see Definition page for other considerations.

## Oklahoma Department of Mental Health and Substance Abuse Services

## Counts of Admitted Clients Served by Funding Source for Various Categories During FY1996 Inpatient Services

	Funding Source						
	Total	Mental Health	Substance Abuse	Domestic Violence	Residential Care	Medicaid	Other
Cimarron	3	3	0	0	0	0	0
Cleveland	473	453	0	0	0	42	0
Coal	13	13	0	0	0	0	0
Comanche	169	169	2	0	0	0	0
Cotton	6	6	0	0	0	0	0
Craig	90	90	1	0	0	0	0
Creek	124	123	4	0	0	0	0
Custer	74	74	0	0	0	0	0
Delaware	57	57	0	0	0	0	0
Dewey	10	10	0	0	0	0	0
Ellis	10	10	0	0	0	0	0
Garfield	221	221	0	0	0	0	0
Garvin	72	71	0	0	0	7	0
Grady	74	74	0	0	0	0	0
Grant	13	13	0	0	0	0	0
Greer	17	17	0	0	0	0	0
Harper	7	7	0	0	0	0	0
Haskell	40	40	0	0	0	0	0
Hughes	34	34	0	0	0	0	0
Jackson	36	36	0	0	0	0	0
Jefferson	7	7	0	0	0	0	0
Johnston	22	20	0	0	0	3	0
Kay	158	158	1	0	0	0	0
Kingfisher	16	16	0	0	0	0	0
Kiowa	21	21	0	0	0	0	0
Latimer	30	30	0	0	0	0	0
LeFlore	124	124	0	0	0	0	0
Lincoln	21	21	0	0	0	0	0
Logan	49	49	0	0	0	0	0
Love	16	15	0	0	0	2	0
Major	13	13	0	0	0	0	0
Marshall	35	32	0	0	0	3	0
Mayes	59	59	0	0	0	0	0
McClain	47	47	0	0	0	0	0
McCurtain	86	86	0	0	0	0	0
McIntosh	40	40	0	0	0	0	0
Murray	53	49	0	0	0	9	0
Muskogee	179	178	1	0	0	0	0
Noble	18	18	0	0	0	0	0
Nowata	9	9	0	0	0	0	0
Okfuskee	34	34	0	0	0	0	0
Oklahoma	866	866	0	0	0	1	0
Okmulgee	113	112	1	0	0	0	0
Osage	68	67	2	0	0	0	0
Ottawa	82	82	0	0	0	0	0
Pawnee	16	16	0	0	0	0	0
Payne	146	142	6	0	0	0	0
Pittsburgh	179	179	0	0	0	0	0
Pontotoc	116	108	0	0	0	19	0
Pottawatomie	109	109	0	0	0	0	0
Pushmataha	41	41	0	0	0	0	0
Roger Mills	3	3	0	0	0	0	0
Rogers	81	80	1	0	0	0	0

Notes: The same client may be counted in more than one category, e.g., clients can receive services under more than one contract source, in more than one "County of Residence," or may have multiple "Other Indicators." Please see Definition page for other considerations.



Oklahoma Department of Mental Health and Substance Abuse Services  
**Counts of Admitted Clients Served by Funding Source for Various Categories During FY1996**  
**Inpatient Services**

	Funding Source						
	Total	Mental Health	Substance Abuse	Domestic Violence	Residential Care	Medicaid	Other
Seminole	75	71	0	0	0	9	0
Sequoyah	119	119	0	0	0	0	0
Stephens	67	66	1	0	0	0	0
Texas	26	25	1	0	0	0	0
Tillman	20	20	0	0	0	0	0
Tulsa	1,377	1,157	327	0	0	0	0
Wagoner	132	130	2	0	0	0	0
Washington	58	57	1	0	0	0	0
Washita	16	15	1	0	0	0	0
Woods	14	13	1	0	0	0	0
Woodward	71	71	0	0	0	0	0
Out of State/Unknown	135	135	1	0	0	0	0
<b>Other Indicators</b>							
Dual Diagnosis	2,032	1,903	176	0	0	28	0
Homeless	660	623	48	0	0	3	0
SED (6-17)	195	195	0	0	0	0	0

Notes: The same client may be counted in more than one category, e.g., clients can receive services under more than one contract source, in more than one "County of Residence," or may have multiple "Other Indicators." Please see Definition page for other considerations.

## Oklahoma Department of Mental Health and Substance Abuse Services

## Counts of Admitted Clients Served by Funding Source for Various Categories During FY1996 Outpatient Services

	Total	Funding Source					
		Mental Health	Substance Abuse	Domestic Violence	Residential Care	Medicaid	Other
<b>Total</b>							
Unduplicated Count	61,498	38,760	14,164	7,778	0	15,519	6,203
<b>Agency Type</b>							
Community Mental Health	42,808	37,670	3,193	0	0	14,869	5,108
Domestic Violence and Sexual Assault	8,077	5	669	7,705	0	0	67
Hospital	1,749	1,749	0	0	0	0	0
Other	679	285	317	74	0	9	84
Substance Abuse	11,546	76	10,331	0	0	723	959
<b>Sex</b>							
Female	32,884	21,020	5,443	5,821	0	8,940	3,156
Male	28,614	17,740	8,721	1,957	0	6,579	3,047
<b>Age</b>							
0-04	2,548	769	136	1,246	0	686	274
05-17	12,804	7,646	1,843	1,609	0	4,540	2,031
18-20	2,482	1,362	782	377	0	309	165
21-24	4,039	2,225	1,261	728	0	523	257
25-34	13,326	7,751	4,277	1,940	0	2,359	1,027
35-44	13,447	8,806	3,946	1,311	0	2,914	1,129
45-54	6,967	5,352	1,334	441	0	1,865	582
55-64	3,300	2,834	417	92	0	1,158	257
65-74	1,611	1,345	127	24	0	651	207
75-84	660	495	33	8	0	333	149
85+	314	175	8	2	0	181	125
<b>Race</b>							
White	45,885	30,276	10,107	5,156	0	11,259	4,272
Black	8,144	4,560	1,950	1,201	0	2,515	1,246
Native American	5,535	2,823	1,685	1,003	0	1,291	512
Hispanic	1,777	960	398	365	0	397	147
Asian	275	188	33	56	0	69	26
<b>Presenting Problem/Diagnosis</b>							
Alcohol Abuse	5,290	1,273	4,135	21	0	317	235
Developmental Disorder	4,094	3,167	76	109	0	1,882	747
Mood Disorder	16,881	15,343	1,383	50	0	4,510	1,539
Non Alcohol/Drug Related Organic	821	603	38	0	0	414	242
Other Non-Psychotic	8,401	6,819	451	1	0	2,689	1,286
Other Psychotic	3,472	3,313	303	3	0	1,178	239
Personality Disorder	563	491	68	0	0	170	54
Schizophrenia	5,414	5,163	287	0	0	2,731	482
Social Conditions	13,179	2,847	2,248	7,295	0	1,474	1,004
Substance Related	6,440	1,116	5,268	29	0	370	317
Deferred/No Diagnosis	692	95	270	282	0	35	91
<b>County of Residence</b>							
Adair	282	193	77	60	0	91	7
Alfalfa	85	78	1	4	0	26	1
Atoka	272	117	117	24	0	42	4
Beaver	46	32	13	2	0	6	0
Beckham	622	477	74	37	0	153	22
Blaine	255	210	16	5	0	85	17
Bryan	959	643	112	195	0	260	0
Caddo	443	289	93	57	0	59	6

Notes: The same client may be counted in more than one category, e.g., clients can receive services under more than one contract source, in more than one "County of Residence," or may have multiple "Other Indicators." Please see Definition page for other considerations.

## Oklahoma Department of Mental Health and Substance Abuse Services

## Counts of Admitted Clients Served by Funding Source for Various Categories During FY1996 Outpatient Services

	Funding Source						
	Total	Mental Health	Substance Abuse	Domestic Violence	Residential Care	Medicaid	Other
Canadian	1,216	1,056	70	88	0	281	35
Carter	833	660	35	81	0	287	17
Cherokee	821	591	142	162	0	258	9
Choctaw	410	200	144	75	0	47	0
Cimarron	34	21	9	2	0	7	0
Cleveland	2,707	1,539	708	281	0	554	237
Coal	128	42	72	7	0	33	4
Comanche	1,409	1,027	85	313	0	21	93
Cotton	88	39	27	8	0	4	14
Craig	676	605	38	6	0	326	27
Creek	792	575	243	76	0	230	9
Custer	700	553	30	70	0	170	37
Delaware	806	511	201	55	0	220	52
Dewey	68	48	6	13	0	12	1
Ellis	56	50	0	6	0	11	0
Garfield	1,437	725	152	210	0	300	445
Garvin	476	383	15	24	0	185	18
Grady	1,274	872	222	212	0	303	4
Grant	78	39	1	9	0	34	13
Greer	167	123	31	24	0	37	3
Harmon	39	18	3	18	0	2	0
Harper	52	47	1	2	0	27	1
Haskell	174	146	11	3	0	48	10
Hughes	228	160	46	20	0	55	1
Jackson	423	187	75	168	0	5	2
Jefferson	78	24	19	0	0	13	34
Johnston	335	223	78	25	0	117	2
Kay	1,394	966	163	106	0	364	228
Kingfisher	170	138	36	3	0	45	11
Kiowa	303	216	48	39	0	72	6
Latimer	220	110	103	12	0	32	1
LeFlore	618	403	50	170	0	88	1
Lincoln	587	164	68	28	0	200	437
Logan	459	240	219	17	0	79	12
Love	182	136	41	4	0	59	2
Major	91	79	6	4	0	16	7
Marshall	354	217	131	32	0	88	4
Mayes	766	516	158	54	0	276	71
McClain	231	163	36	12	0	73	12
McCurtain	868	367	230	300	0	128	0
McIntosh	440	283	107	17	0	158	41
Murray	216	189	3	14	0	73	0
Muskogee	2,622	1,988	169	232	0	1,138	292
Noble	271	131	84	8	0	76	23
Nowata	194	136	24	16	0	66	11
Okfuskee	278	221	88	3	0	168	3
Oklahoma	11,428	6,508	3,160	1,210	0	2,973	2,220
Okmulgee	852	594	185	29	0	385	46
Osage	658	377	159	53	0	155	112
Ottawa	870	505	228	78	0	273	95
Pawnee	284	141	107	29	0	47	38
Payne	1,620	769	463	331	0	283	209
Pittsburgh	954	692	255	19	0	137	18

Notes: The same client may be counted in more than one category, e.g., clients can receive services under more than one contract source, in more than one "County of Residence," or may have multiple "Other Indicators." Please see Definition page for other considerations.

## Oklahoma Department of Mental Health and Substance Abuse Services

## Counts of Admitted Clients Served by Funding Source for Various Categories During FY1996 Outpatient Services

	Funding Source						
	Total	Mental Health	Substance Abuse	Domestic Violence	Residential Care	Medicaid	Other
Pontotoc	911	544	129	216	0	266	10
Pottawatomie	1,088	308	285	175	0	371	515
Pushmataha	248	109	81	60	0	27	5
Roger Mills	36	25	4	4	0	7	1
Rogers	1,056	695	291	35	0	244	52
Seminole	733	421	121	52	0	340	160
Sequoyah	576	510	132	35	0	229	7
Stephens	373	279	73	22	0	24	26
Texas	337	229	89	28	0	51	0
Tillman	130	84	19	19	0	13	10
Tulsa	8,935	5,845	3,174	995	0	1,628	318
Wagoner	562	374	173	53	0	133	19
Washington	1,523	752	313	509	0	332	44
Washita	246	180	14	32	0	63	16
Woods	204	191	6	7	0	56	2
Woodward	575	458	21	93	0	134	0
Out of State/Unknown	676	138	131	414	0	17	4
<b>Other Indicators</b>							
Dual Diagnosis	5,133	4,779	963	0	0	1,424	418
Homeless	4,462	1,507	862	2,258	0	489	158
SED (6-17)	4,959	4,128	57	6	0	2,512	893

Notes: The same client may be counted in more than one category, e.g., clients can receive services under more than one contract source, in more than one "County of Residence," or may have multiple "Other Indicators." Please see Definition page for other considerations.

## Oklahoma Department of Mental Health and Substance Abuse Services

## Counts of Admitted Clients Served by Funding Source for Various Categories During FY1996

## Race: American Indian

	Total	Funding Source					
		Mental Health	Substance Abuse	Domestic Violence	Residential Care	Medicaid	Other
<b>Total</b>							
Unduplicated Count	6,366	2,989	2,443	1,087	110	1,307	543
<b>Agency Type</b>							
Community Mental Health	3,460	2,794	532	0	0	1,184	425
Domestic Violence and Sexual Assault	1,121	0	66	1,086	0	0	5
Hospital	355	355	0	0	0	0	0
Other	84	43	39	1	0	2	11
Residential Care	110	0	0	0	110	0	0
Substance Abuse	2,064	3	1,953	0	0	142	105
<b>Sex</b>							
Female	3,070	1,493	836	809	41	702	258
Male	3,296	1,496	1,607	278	69	605	285
<b>Age</b>							
0-04	378	89	55	210	0	69	23
05-17	1,621	835	302	302	0	515	278
18-20	317	160	133	43	1	39	23
21-24	460	183	242	85	4	53	15
25-34	1,459	618	750	233	21	197	72
35-44	1,260	583	627	174	38	205	69
45-54	536	299	236	30	17	121	34
55-64	231	155	75	6	17	72	11
65-74	79	51	19	3	10	25	9
75-84	16	12	2	1	2	7	5
85+	9	4	2	0	0	4	4
<b>Race</b>							
Native American	6,366	2,989	2,443	1,087	110	1,307	543
<b>Presenting Problem/Diagnosis</b>							
Alcohol Abuse	1,281	185	1,148	8	4	62	39
Developmental Disorder	415	297	12	11	17	186	90
Mood Disorder	1,217	1,082	121	4	18	318	101
Non Alcohol/Drug Related Organic	53	41	4	0	0	24	9
Other Non-Psychotic	793	613	49	0	0	274	117
Other Psychotic	318	282	32	0	42	73	12
Personality Disorder	37	31	7	0	0	10	3
Schizophrenia	326	313	22	0	0	170	15
Social Conditions	1,599	199	283	1,023	24	163	109
Substance Related	960	139	856	0	2	53	45
Deferred/No Diagnosis	144	40	42	44	12	5	10
<b>County of Residence</b>							
Adair	107	45	28	44	5	22	1
Alfalfa	9	3	4	2	0	1	0
Atoka	45	11	27	9	0	6	1
Beaver	1	0	0	0	0	1	0
Beckham	19	6	6	6	0	2	0
Blaine	43	17	21	2	0	6	2
Bryan	117	63	26	32	0	28	0
Caddo	167	79	59	20	0	31	5
Canadian	103	55	22	26	1	20	5
Carter	81	43	18	21	0	25	1
Cherokee	233	115	58	70	20	40	5

Notes: The same client may be counted in more than one category, e.g., clients can receive services under more than one contract source, in more than one "County of Residence," or may have multiple "Other Indicators." Please see Definition page for other considerations.

## Oklahoma Department of Mental Health and Substance Abuse Services

## Counts of Admitted Clients Served by Funding Source for Various Categories During FY1996

## Race: American Indian

	Funding Source						
	Total	Mental Health	Substance Abuse	Domestic Violence	Residential Care	Medicaid	Other
Choctaw	63	22	31	11	0	5	0
Cimarron	1	0	0	1	0	0	0
Cleveland	190	78	82	19	6	36	17
Coal	21	9	11	4	0	8	0
Comanche	155	56	63	40	2	2	6
Cotton	8	2	5	1	0	0	0
Craig	113	85	19	4	19	38	5
Creek	86	38	50	11	0	14	1
Custer	78	38	23	15	0	14	3
Delaware	195	126	52	17	0	45	15
Dewey	10	5	1	3	1	0	0
Ellis	4	3	1	0	0	0	0
Garfield	64	24	21	6	0	16	20
Garvin	40	34	7	1	0	20	1
Grady	63	37	17	11	0	11	1
Grant	2	0	0	1	0	1	0
Greer	7	3	1	3	0	0	0
Harmon	2	1	0	1	0	1	0
Haskell	16	10	4	0	1	5	1
Hughes	33	17	15	2	0	7	0
Jackson	19	6	6	7	0	0	0
Jefferson	10	0	1	0	0	0	9
Johnston	54	23	21	12	0	18	0
Kay	137	78	37	12	0	30	25
Kingfisher	9	4	3	0	0	3	1
Kiowa	19	14	6	1	0	7	0
Latimer	45	16	23	6	1	2	0
LeFlore	73	49	10	16	0	6	0
Lincoln	64	10	15	0	0	24	44
Logan	24	8	17	1	0	1	0
Love	26	17	9	0	0	3	0
Major	2	2	1	0	0	0	0
Marshall	45	17	23	10	0	13	1
Mayes	155	88	39	19	10	43	12
McClain	20	15	5	0	0	7	0
McCurtain	132	39	38	55	3	15	0
McIntosh	66	30	27	5	4	17	7
Murray	18	8	6	0	0	9	0
Muskogee	267	160	46	42	2	95	46
Noble	34	6	24	0	0	6	3
Nowata	33	26	5	0	0	5	2
Okfuskee	42	24	18	1	7	15	0
Oklahoma	567	249	255	77	2	93	68
Okmulgee	130	66	45	16	6	46	9
Osage	144	58	61	11	0	25	26
Ottawa	191	99	50	22	1	56	23
Pawnee	57	14	34	7	1	5	2
Payne	159	47	86	18	0	30	29
Pittsburgh	132	77	51	5	8	18	3
Pontotoc	159	61	25	82	1	24	1
Pottawatomie	216	45	110	30	0	51	59
Pushmataha	30	9	12	8	0	2	1
Roger Mills	8	3	5	0	0	0	0

Notes: The same client may be counted in more than one category, e.g., clients can receive services under more than one contract source, in more than one "County of Residence," or may have multiple "Other Indicators." Please see Definition page for other considerations.

## Oklahoma Department of Mental Health and Substance Abuse Services

## Counts of Admitted Clients Served by Funding Source for Various Categories During FY1996

## Race: American Indian

	Total	Funding Source					Other
		Mental Health	Substance Abuse	Domestic Violence	Residential Care	Medicaid	
Rogers	210	117	84	9	5	38	6
Seminole	145	52	38	29	0	37	37
Sequoyah	101	82	31	2	2	28	0
Stephens	16	10	7	1	2	0	0
Texas	10	6	4	1	0	1	0
Tillman	9	1	7	1	0	2	1
Tulsa	735	333	457	63	6	90	30
Wagoner	80	38	37	12	1	12	3
Washington	232	95	72	88	0	33	5
Washita	14	8	4	3	0	3	1
Woodward	27	14	8	6	1	6	1
Out of State/Unknown	79	9	16	54	0	2	0
<b>Other Indicators</b>							
Dual Diagnosis	516	483	96	0	0	128	28
Homeless	789	150	234	442	13	34	11
SED (6-17)	555	438	20	4	0	254	117

Notes: The same client may be counted in more than one category, e.g., clients can receive services under more than one contract source, in more than one "County of Residence," or may have multiple "Other Indicators." Please see Definition page for other considerations.

## Oklahoma Department of Mental Health and Substance Abuse Services

## Counts of Admitted Clients Served by Funding Source for Various Categories During FY1996

## Race: Asian

	Total	Funding Source					
		Mental Health	Substance Abuse	Domestic Violence	Residential Care	Medicaid	Other
<b>Total</b>							
Unduplicated Count	300	203	44	64	6	69	29
<b>Agency Type</b>							
Community Mental Health	209	193	15	0	0	65	24
Domestic Violence and Sexual Assault	65	0	4	63	0	0	0
Hospital	22	22	0	0	0	0	0
Other	2	1	0	1	0	0	0
Residential Care	6	0	0	0	6	0	0
Substance Abuse	34	0	29	0	0	4	5
<b>Sex</b>							
Female	167	116	13	46	3	34	13
Male	133	87	31	18	3	35	16
<b>Age</b>							
0-04	16	4	0	11	0	3	2
05-17	59	35	9	18	0	18	5
18-20	11	8	2	2	0	2	1
21-24	25	14	7	6	0	3	3
25-34	68	47	12	12	1	16	9
35-44	76	61	9	9	3	15	6
45-54	29	18	5	6	2	5	3
55-64	10	10	0	0	0	4	0
65-74	5	5	0	0	0	2	0
75-84	1	1	0	0	0	1	0
<b>Race</b>							
Asian	300	203	44	64	6	69	29
<b>Presenting Problem/Diagnosis</b>							
Alcohol Abuse	15	2	11	0	0	0	2
Developmental Disorder	15	13	0	0	1	4	2
Mood Disorder	62	59	2	1	1	10	2
Non Alcohol/Drug Related Organic	1	1	0	0	0	1	0
Other Non-Psychotic	33	24	1	0	0	11	8
Other Psychotic	47	44	3	0	2	16	2
Personality Disorder	1	1	0	0	0	0	0
Schizophrenia	49	46	3	0	0	17	3
Social Conditions	94	19	11	62	2	14	6
Substance Related	19	6	15	1	0	0	3
Deferred/No Diagnosis	3	1	0	1	1	0	1
<b>County of Residence</b>							
Adair	1	1	0	0	0	0	0
Atoka	2	1	1	0	0	0	0
Beckham	2	2	0	0	0	1	0
Blaine	1	1	0	0	0	0	0
Bryan	4	3	0	1	0	2	0
Caddo	1	1	0	0	0	0	0
Canadian	2	2	0	0	0	1	0
Carter	8	6	2	2	0	2	0
Cherokee	3	0	0	2	1	0	0
Cleveland	20	14	3	2	0	5	1
Comanche	30	21	4	8	0	0	2
Craig	1	1	0	0	1	0	0

Notes: The same client may be counted in more than one category, e.g., clients can receive services under more than one contract source, in more than one "County of Residence," or may have multiple "Other Indicators." Please see Definition page for other considerations.



## Oklahoma Department of Mental Health and Substance Abuse Services

## Counts of Admitted Clients Served by Funding Source for Various Categories During FY1996

## Race: Asian

	Funding Source						
	Total	Mental Health	Substance Abuse	Domestic Violence	Residential Care	Medicaid	Other
Creek	4	2	1	1	0	1	0
Custer	1	1	0	0	0	0	0
Delaware	2	2	1	0	0	0	0
Garfield	9	2	1	2	0	2	3
Garvin	4	4	0	0	0	2	1
Grady	8	3	3	3	0	1	0
Greer	1	1	0	0	0	0	0
Harper	1	1	0	0	0	0	0
Jackson	7	1	0	6	0	0	0
Johnston	1	1	0	0	0	1	0
Kay	4	4	0	0	0	0	0
LeFlore	1	1	1	0	0	0	0
Lincoln	1	0	0	0	0	0	1
Logan	1	0	1	0	0	0	0
Marshall	3	0	0	3	0	0	0
Mayes	7	3	0	3	0	3	0
McClain	1	0	0	1	0	0	0
Muskogee	7	3	3	0	0	4	1
Noble	1	0	0	0	0	1	0
Nowata	1	1	0	0	0	1	0
Okfuskee	1	1	1	0	1	0	0
Oklahoma	87	58	9	18	2	25	19
Okmulgee	1	1	0	0	0	1	0
Osage	2	2	1	0	0	0	0
Payne	4	1	2	1	0	0	0
Pittsburgh	3	2	1	0	1	0	0
Pontotoc	3	2	0	0	1	1	0
Pottawatomie	1	1	0	0	0	0	1
Pushmataha	2	2	0	0	0	1	0
Rogers	2	2	0	0	0	0	0
Seminole	1	1	0	0	0	1	0
Sequoyah	1	0	0	1	0	0	0
Stephens	3	3	0	0	0	0	0
Texas	2	1	1	0	0	0	0
Tulsa	57	43	13	7	0	13	0
Wagoner	1	1	0	0	0	0	0
Washington	2	2	0	0	0	1	0
Woodward	1	0	0	0	0	1	0
Out of State/Unknown	7	2	0	5	0	0	0
<b>Other Indicators</b>							
Dual Diagnosis	14	14	4	0	0	7	0
Homeless	36	9	0	25	0	5	0
SED (6-17)	16	16	0	0	0	8	1

Notes: The same client may be counted in more than one category, e.g., clients can receive services under more than one contract source, in more than one "County of Residence," or may have multiple "Other Indicators." Please see Definition page for other considerations.

## Oklahoma Department of Mental Health and Substance Abuse Services

## Counts of Admitted Clients Served by Funding Source for Various Categories During FY1996

## Race: Black

	Total	Funding Source					
		Mental Health	Substance Abuse	Domestic Violence	Residential Care	Medicaid	Other
<b>Total</b>							
Unduplicated Count	9,150	4,794	2,852	1,322	183	2,532	1,312
<b>Agency Type</b>							
Community Mental Health	5,627	4,554	605	0	0	2,441	1,128
Domestic Violence and Sexual Assault	1,375	1	109	1,321	0	0	11
Hospital	598	598	0	0	0	0	0
Other	50	7	39	1	0	1	14
Residential Care	184	2	0	0	183	0	0
Substance Abuse	2,374	9	2,252	0	0	107	161
<b>Sex</b>							
Female	4,407	2,406	999	896	61	1,378	597
Male	4,743	2,388	1,853	426	122	1,154	715
<b>Age</b>							
0-04	645	124	114	354	0	155	59
05-17	2,140	1,148	284	377	0	831	418
18-20	292	147	96	55	2	38	25
21-24	496	251	177	105	5	71	49
25-34	1,947	892	937	256	29	356	216
35-44	2,125	1,172	933	123	61	523	270
45-54	847	579	240	42	46	246	109
55-64	353	287	55	6	21	144	54
65-74	175	125	15	0	14	84	45
75-84	87	57	1	3	5	58	35
85+	43	12	0	1	0	26	32
<b>Race</b>							
Black	9,150	4,794	2,852	1,322	183	2,532	1,312
<b>Presenting Problem/Diagnosis</b>							
Alcohol Abuse	883	130	752	1	2	50	55
Developmental Disorder	787	544	11	21	33	390	190
Mood Disorder	1,564	1,334	157	2	32	496	249
Non Alcohol/Drug Related Organic	151	100	8	0	0	76	68
Other Non-Psychotic	941	690	42	0	0	398	220
Other Psychotic	783	686	86	0	72	231	77
Personality Disorder	33	26	3	0	0	14	10
Schizophrenia	1,216	1,122	96	0	1	606	194
Social Conditions	2,035	300	385	1,249	37	245	125
Substance Related	1,620	181	1,428	3	0	76	118
Deferred/No Diagnosis	138	21	59	46	11	1	12
<b>County of Residence</b>							
Adair	3	2	0	1	1	2	1
Alfalfa	2	0	2	0	0	0	0
Atoka	21	9	12	0	0	2	0
Beckham	21	15	4	0	0	8	1
Blaine	36	26	8	0	1	15	1
Bryan	23	14	3	6	0	4	0
Caddo	37	23	12	3	0	3	1
Canadian	58	47	6	3	1	20	4
Carter	134	99	24	10	0	60	2
Cherokee	22	17	4	2	9	10	1
Choctaw	89	40	38	17	0	12	0

Notes: The same client may be counted in more than one category, e.g., clients can receive services under more than one contract source, in more than one "County of Residence," or may have multiple "Other Indicators." Please see Definition page for other considerations.

## Oklahoma Department of Mental Health and Substance Abuse Services

## Counts of Admitted Clients Served by Funding Source for Various Categories During FY1996

## Race: Black

	Funding Source						
	Total	Mental Health	Substance Abuse	Domestic Violence	Residential Care	Medicaid	Other
Cleveland	232	130	46	14	6	53	43
Coal	1	0	1	0	0	0	0
Comanche	474	247	104	135	8	10	37
Cotton	5	2	4	0	0	0	0
Craig	76	61	8	0	23	34	1
Creek	57	42	14	5	0	17	1
Custer	52	38	9	7	0	16	3
Delaware	6	4	2	0	1	2	1
Dewey	3	1	1	0	1	0	0
Garfield	148	53	49	20	0	49	51
Garvin	37	22	2	7	0	16	5
Grady	87	60	19	12	0	32	2
Grant	4	3	0	1	0	1	0
Greer	11	7	4	1	0	2	0
Harmon	13	2	2	9	0	0	0
Haskell	10	4	0	0	0	7	7
Hughes	17	8	9	0	1	5	0
Jackson	95	37	28	30	3	4	0
Johnston	16	16	3	0	0	6	0
Kay	58	19	11	9	0	22	20
Kingfisher	6	4	3	0	0	2	0
Kiowa	45	27	6	9	0	11	0
Latimer	4	2	2	0	0	1	0
LeFlore	21	8	5	8	0	1	0
Lincoln	27	10	4	0	0	15	20
Logan	83	47	36	4	0	16	2
Love	8	3	6	1	0	3	0
Major	3	2	1	0	0	0	1
Marshall	16	8	10	1	0	2	0
Mayes	19	10	2	0	10	6	1
McClain	9	4	1	0	0	4	2
McCurtain	142	73	44	29	2	23	0
McIntosh	51	29	11	3	8	20	6
Murray	7	5	1	0	1	5	0
Muskogee	617	419	79	69	16	301	84
Noble	19	9	5	1	2	9	0
Nowata	9	6	2	1	0	4	1
Okfuskee	93	78	26	0	50	66	0
Oklahoma	3,203	1,519	973	433	16	853	809
Okmulgee	166	112	42	0	5	76	15
Osage	44	21	13	3	1	12	10
Ottawa	5	2	2	0	0	2	0
Pawnee	5	2	1	1	0	2	1
Payne	136	37	38	42	0	33	29
Pittsburgh	101	43	58	4	1	19	1
Pontotoc	39	24	4	10	0	14	0
Pottawatomie	65	24	14	16	0	23	26
Pushmataha	2	2	0	0	0	1	0
Roger Mills	1	1	0	0	0	0	0
Rogers	42	28	6	0	8	22	0
Seminole	80	52	12	1	0	50	16
Sequoyah	29	22	7	4	5	8	1
Stephens	47	15	16	9	1	8	9

Notes: The same client may be counted in more than one category, e.g., clients can receive services under more than one contract source, in more than one "County of Residence," or may have multiple "Other Indicators." Please see Definition page for other considerations.

Oklahoma Department of Mental Health and Substance Abuse Services  
**Counts of Admitted Clients Served by Funding Source for Various Categories During FY1996**  
**Race: Black**

	Funding Source						
	Total	Mental Health	Substance Abuse	Domestic Violence	Residential Care	Medicaid	Other
Texas	2	1	1	0	0	0	0
Tillman	28	8	19	2	0	3	0
Tulsa	2,245	1,142	977	286	9	464	86
Wagoner	66	39	12	12	1	19	5
Washington	95	46	23	22	0	35	3
Washita	4	1	1	1	0	2	0
Woods	3	1	1	1	0	0	0
Woodward	11	4	7	0	1	1	0
Out of State/Unknown	127	15	32	83	0	9	2
<b>Other Indicators</b>							
Dual Diagnosis	888	797	181	0	0	293	150
Homeless	1,140	330	296	488	24	171	42
SED (6-17)	988	762	12	0	0	525	228

Notes: The same client may be counted in more than one category, e.g., clients can receive services under more than one contract source, in more than one "County of Residence," or may have multiple "Other Indicators." Please see Definition page for other considerations.

## Oklahoma Department of Mental Health and Substance Abuse Services

## Counts of Admitted Clients Served by Funding Source for Various Categories During FY1996

## Race: White

	Total	Funding Source					
		Mental Health	Substance Abuse	Domestic Violence	Residential Care	Medicaid	Other
<b>Total</b>							
Unduplicated Count	49,968	31,589	13,596	5,425	810	11,349	4,469
<b>Agency Type</b>							
Community Mental Health	34,290	30,246	3,643	0	0	10,890	3,454
Domestic Violence and Sexual Assault	5,607	5	462	5,357	0	0	49
Hospital	2,524	2,524	0	0	0	0	0
Other	638	335	235	69	0	6	58
Residential Care	818	13	0	0	810	0	0
Substance Abuse	10,868	65	10,021	0	0	493	920
<b>Sex</b>							
Female	26,327	17,276	5,022	4,095	321	6,706	2,273
Male	23,641	14,313	8,574	1,330	489	4,643	2,196
<b>Age</b>							
0-04	1,674	521	136	783	0	440	175
05-17	9,113	5,581	1,486	1,031	1	3,023	1,325
18-20	2,018	1,084	743	270	8	229	124
21-24	3,376	1,869	1,219	510	22	392	211
25-34	11,218	6,515	4,141	1,388	87	1,781	794
35-44	11,329	7,234	3,850	982	219	2,138	851
45-54	6,089	4,568	1,387	358	210	1,463	441
55-64	2,905	2,439	470	78	145	932	198
65-74	1,407	1,182	119	20	94	536	152
75-84	575	437	37	4	22	263	109
85+	264	159	8	1	2	152	89
<b>Race</b>							
White	49,968	31,589	13,596	5,425	810	11,349	4,469
<b>Presenting Problem/Diagnosis</b>							
Alcohol Abuse	5,468	1,177	4,695	12	6	210	218
Developmental Disorder	3,040	2,266	67	78	187	1,242	451
Mood Disorder	14,449	13,148	1,244	41	182	3,602	1,171
Non Alcohol/Drug Related Organic	654	504	33	0	0	312	166
Other Non-Psychotic	6,669	5,592	374	1	0	1,958	912
Other Psychotic	2,975	2,679	256	3	236	839	147
Personality Disorder	493	435	62	0	0	146	41
Schizophrenia	3,949	3,819	203	0	0	1,895	272
Social Conditions	9,798	2,326	1,752	5,080	162	1,018	730
Substance Related	6,124	996	5,330	25	4	250	316
Deferred/No Diagnosis	672	156	232	193	63	27	68
<b>County of Residence</b>							
Adair	215	158	67	24	21	68	5
Alfalfa	89	75	12	3	0	25	1
Atoka	240	107	107	17	0	33	5
Beaver	46	31	13	2	1	5	2
Beckham	613	447	118	31	0	135	19
Blaine	250	157	74	4	0	61	15
Bryan	847	575	114	163	0	223	3
Caddo	277	188	76	28	0	22	4
Canadian	1,112	947	103	65	19	234	25
Carter	716	546	114	74	1	197	14
Cherokee	650	482	115	101	75	210	3

Notes: The same client may be counted in more than one category, e.g., clients can receive services under more than one contract source, in more than one "County of Residence," or may have multiple "Other Indicators." Please see Definition page for other considerations.

## Oklahoma Department of Mental Health and Substance Abuse Services

## Counts of Admitted Clients Served by Funding Source for Various Categories During FY1996

## Race: White

	Funding Source						
	Total	Mental Health	Substance Abuse	Domestic Violence	Residential Care	Medicaid	Other
Choctaw	283	150	98	45	1	30	0
Cimarron	33	19	14	1	1	6	0
Cleveland	2,544	1,385	796	252	64	448	182
Coal	114	39	64	8	1	25	4
Comanche	1,054	712	261	157	31	8	49
Cotton	86	37	25	11	0	4	15
Craig	554	473	43	2	149	251	23
Creek	714	497	253	62	2	196	9
Custer	579	461	60	42	0	130	26
Delaware	630	380	170	38	14	167	34
Dewey	63	43	9	9	4	11	1
Ellis	59	49	13	5	0	12	0
Garfield	1,372	651	257	185	0	240	424
Garvin	449	364	52	19	0	150	17
Grady	1,158	766	243	190	0	250	4
Grant	77	38	3	7	0	32	14
Greer	149	98	45	15	0	26	5
Harmon	25	13	6	6	0	1	0
Harper	57	48	6	2	0	27	2
Haskell	169	142	24	2	1	36	2
Hughes	197	142	36	19	1	43	1
Jackson	296	142	80	94	0	1	6
Jefferson	69	24	26	0	0	11	20
Johnston	268	190	67	15	0	88	2
Kay	1,245	845	174	90	1	304	219
Kingfisher	159	129	34	3	0	40	10
Kiowa	232	165	48	27	0	50	7
Latimer	183	95	86	6	0	29	1
LeFlore	579	373	69	147	2	82	1
Lincoln	536	163	81	29	2	161	367
Logan	391	197	195	12	0	64	12
Love	153	118	36	3	0	48	2
Major	85	74	8	1	0	16	7
Marshall	307	196	113	28	0	72	4
Mayes	659	408	138	39	57	216	58
McClain	212	143	46	11	1	59	10
McCurtain	638	275	169	221	6	90	0
McIntosh	372	229	83	9	35	121	28
Murray	241	194	30	21	3	62	0
Muskogee	1,852	1,425	175	132	25	745	162
Noble	236	124	64	8	8	58	20
Nowata	154	101	24	14	0	55	8
Okfuskee	185	127	59	3	38	84	3
Oklahoma	8,608	5,110	2,832	689	48	1,918	1,323
Okmulgee	612	429	147	9	20	257	22
Osage	515	300	127	41	0	117	75
Ottawa	694	408	202	56	1	204	74
Pawnee	222	123	75	18	1	39	34
Payne	1,418	690	444	265	0	215	145
Pittsburgh	898	616	278	10	24	100	14
Pontotoc	762	463	152	150	17	221	8
Pottawatomie	922	306	216	147	2	286	423
Pushmataha	227	106	72	52	0	23	4

Notes: The same client may be counted in more than one category, e.g., clients can receive services under more than one contract source, in more than one "County of Residence," or may have multiple "Other Indicators." Please see Definition page for other considerations.

## Oklahoma Department of Mental Health and Substance Abuse Services

## Counts of Admitted Clients Served by Funding Source for Various Categories During FY1996

## Race: White

	Funding Source						
	Total	Mental Health	Substance Abuse	Domestic Violence	Residential Care	Medicaid	Other
Roger Mills	46	24	15	4	0	7	2
Rogers	852	539	259	29	52	178	45
Seminole	574	338	122	32	1	245	104
Sequoyah	579	514	119	32	37	196	9
Stephens	396	267	155	13	23	16	20
Texas	290	204	86	15	0	42	0
Tillman	121	72	47	12	1	3	2
Tulsa	6,778	4,305	2,786	628	35	1,040	249
Wagoner	476	310	166	34	6	105	11
Washington	1,226	611	271	385	0	260	39
Washita	232	167	27	25	0	53	13
Woods	218	191	22	9	0	57	2
Woodward	601	432	95	92	5	126	2
Out of State/Unknown	604	171	189	266	6	6	5
<b>Other Indicators</b>							
Dual Diagnosis	4,107	3,866	833	0	0	980	245
Homeless	3,511	1,247	1,068	1,394	40	280	129
SED (6-17)	3,404	2,870	101	2	0	1,626	539

Notes: The same client may be counted in more than one category, e.g., clients can receive services under more than one contract source, in more than one "County of Residence," or may have multiple "Other Indicators." Please see Definition page for other considerations.

## Oklahoma Department of Mental Health and Substance Abuse Services

## Counts of Admitted Clients Served by Funding Source for Various Categories During FY1996 Residential Treatment Services

	Total	Funding Source					
		Mental Health	Substance Abuse	Domestic Violence	Residential Care	Medicaid	Other
<b>Total</b>							
Unduplicated Count	7,082	1,573	5,555	0	0	149	144
<b>Agency Type</b>							
Community Mental Health	3,336	1,542	1,809	0	0	143	12
Hospital	29	29	0	0	0	0	0
Substance Abuse	4,106	2	4,014	0	0	6	132
<b>Sex</b>							
Female	2,228	715	1,505	0	0	93	29
Male	4,854	858	4,050	0	0	56	115
<b>Age</b>							
0-04	82	0	81	0	0	1	0
05-17	380	33	300	0	0	0	59
18-20	374	100	279	0	0	3	11
21-24	683	175	528	0	0	11	10
25-34	2,382	514	1,922	0	0	51	25
35-44	2,149	449	1,723	0	0	47	30
45-54	730	205	524	0	0	20	7
55-64	243	69	171	0	0	11	1
65-74	45	21	20	0	0	4	1
75-84	12	5	7	0	0	1	0
85+	2	2	0	0	0	0	0
<b>Race</b>							
White	4,872	1,139	3,784	0	0	111	81
Black	1,108	277	835	0	0	27	29
Native American	888	106	781	0	0	8	25
Hispanic	200	40	152	0	0	3	8
Asian	21	11	9	0	0	0	1
<b>Presenting Problem/Diagnosis</b>							
Alcohol Abuse	2,464	159	2,349	0	0	6	14
Developmental Disorder	19	8	8	0	0	3	0
Mood Disorder	894	663	209	0	0	59	5
Non Alcohol/Drug Related Organic	12	8	2	0	0	3	1
Other Non-Psychotic	188	149	30	0	0	10	1
Other Psychotic	342	302	51	0	0	15	0
Personality Disorder	7	4	2	0	0	2	0
Schizophrenia	202	161	18	0	0	33	3
Social Conditions	147	6	136	0	0	8	0
Substance Related	2,989	109	2,842	0	0	9	120
Deferred/No Diagnosis	49	5	44	0	0	1	0
<b>County of Residence</b>							
Adair	22	0	22	0	0	0	0
Alfalfa	17	0	17	0	0	0	0
Atoka	31	0	31	0	0	0	0
Beaver	7	1	5	0	0	0	1
Beckham	177	81	89	0	0	17	2
Blaine	115	19	94	0	0	4	1
Bryan	35	0	34	0	0	0	1
Caddo	56	6	47	0	0	1	4
Canadian	84	13	74	0	0	0	0
Carter	104	2	101	0	0	1	1

Notes: The same client may be counted in more than one category, e.g., clients can receive services under more than one contract source, in more than one "County of Residence," or may have multiple "Other Indicators." Please see Definition page for other considerations.



## Oklahoma Department of Mental Health and Substance Abuse Services

## Counts of Admitted Clients Served by Funding Source for Various Categories During FY1996

## Residential Treatment Services

	Funding Source						
	Total	Mental Health	Substance Abuse	Domestic Violence	Residential Care	Medicaid	Other
Cherokee	61	4	59	0	0	0	0
Choctaw	35	0	35	0	0	0	0
Cimarron	7	0	7	0	0	0	0
Cleveland	270	30	236	0	0	0	10
Coal	9	0	9	0	0	0	0
Comanche	105	3	100	0	0	0	4
Cotton	5	0	4	0	0	0	1
Craig	50	0	48	0	0	0	2
Creek	58	0	57	0	0	1	1
Custer	169	100	61	0	0	21	2
Delaware	56	1	55	0	0	0	0
Dewey	14	9	5	0	0	0	0
Ellis	14	1	13	0	0	0	0
Garfield	135	1	130	0	0	0	9
Garvin	37	1	36	0	0	0	0
Grady	64	4	57	0	0	0	3
Grant	3	0	2	0	0	0	1
Greer	48	23	26	0	0	3	2
Harmon	7	0	7	0	0	0	0
Harper	6	0	6	0	0	0	1
Haskell	15	0	14	0	0	1	0
Hughes	16	0	16	0	0	0	0
Jackson	51	1	46	0	0	0	5
Jefferson	12	0	12	0	0	0	0
Johnston	20	0	20	0	0	0	0
Kay	50	4	45	0	0	0	1
Kingfisher	5	0	5	0	0	0	0
Kiowa	71	39	23	0	0	11	1
Latimer	12	0	12	0	0	0	0
LeFlore	35	0	35	0	0	0	0
Lincoln	54	24	30	0	0	0	0
Logan	36	3	31	0	0	0	2
Love	13	0	13	0	0	0	0
Major	4	0	4	0	0	0	0
Marshall	21	0	21	0	0	0	0
Mayes	32	0	32	0	0	0	0
McClain	21	3	19	0	0	0	0
McCurtain	37	0	37	0	0	0	0
McIntosh	27	9	9	0	0	11	0
Murray	17	0	16	0	0	1	0
Muskogee	240	75	129	0	0	56	1
Noble	11	0	11	0	0	0	0
Nowata	13	0	13	0	0	0	0
Okfuskee	18	0	18	0	0	0	0
Oklahoma	2,328	1,020	1,453	0	0	2	32
Okmulgee	46	0	46	0	0	0	0
Osage	48	5	44	0	0	0	1
Ottawa	59	0	56	0	0	0	3
Pawnee	11	1	10	0	0	0	0
Payne	159	7	150	0	0	0	2
Pittsburgh	160	1	159	0	0	0	0
Pontotoc	49	0	49	0	0	0	0
Pottawatomie	62	5	56	0	0	0	1

Notes: The same client may be counted in more than one category, e.g., clients can receive services under more than one contract source, in more than one "County of Residence," or may have multiple "Other Indicators." Please see Definition page for other considerations.

Oklahoma Department of Mental Health and Substance Abuse Services  
**Counts of Admitted Clients Served by Funding Source for Various Categories During FY1996**  
**Residential Treatment Services**

	Funding Source						
	Total	Mental Health	Substance Abuse	Domestic Violence	Residential Care	Medicaid	Other
Pushmataha	13	0	13	0	0	0	0
Roger Mills	25	6	18	0	0	0	1
Rogers	70	4	66	0	0	0	2
Seminole	54	1	51	0	0	0	2
Sequoyah	48	0	48	0	0	0	0
Stephens	112	5	108	0	0	0	2
Texas	34	0	34	0	0	0	0
Tillman	39	2	37	0	0	0	0
Tulsa	829	4	791	0	0	11	35
Wagoner	66	1	65	0	0	0	0
Washington	84	1	81	0	0	0	2
Washita	49	24	20	0	0	8	0
Woods	20	0	20	0	0	0	0
Woodward	99	0	96	0	0	0	3
Out of State/Unknown	151	30	121	0	0	0	2
<b>Other Indicators</b>							
Dual Diagnosis	433	252	197	0	0	22	3
Homeless	757	168	614	0	0	3	2
SED (6-17)	125	30	85	0	0	0	16

Notes: The same client may be counted in more than one category, e.g., clients can receive services under more than one contract source, in more than one "County of Residence," or may have multiple "Other Indicators." Please see Definition page for other considerations.

## Oklahoma Department of Mental Health and Substance Abuse Services

## Counts of Admitted Clients Served by Funding Source for Various Categories During FY1996 SED Clients

	Total	Funding Source					
		Mental Health	Substance Abuse	Domestic Violence	Residential Care	Medicaid	Other
<b>Total</b>							
Unduplicated Count	7,031	5,407	538	235	1	3,464	1,294
<b>Agency Type</b>							
Community Mental Health	6,460	5,284	21	0	0	3,404	1,218
Domestic Violence and Sexual Assault	236	0	6	235	0	0	2
Hospital	210	210	0	0	0	0	0
Other	21	17	4	0	0	0	0
Residential Care	1	0	0	0	1	0	0
Substance Abuse	582	2	509	0	0	81	81
<b>Sex</b>							
Female	2,800	2,106	204	125	0	1,404	480
Male	4,231	3,301	334	110	1	2,060	814
<b>Age</b>							
0-04	589	357	47	67	0	339	90
05-17	6,442	5,050	491	168	1	3,125	1,204
<b>Race</b>							
White	4,667	3,669	344	133	1	2,238	776
Black	1,332	961	79	55	0	734	307
Native American	754	552	87	38	0	344	167
Hispanic	291	222	28	9	0	143	41
Asian	20	19	2	0	0	9	3
<b>Presenting Problem/Diagnosis</b>							
Alcohol Abuse	57	21	27	0	0	11	12
Developmental Disorder	2,588	2,131	29	1	0	1,351	457
Mood Disorder	1,363	1,198	11	1	0	581	180
Non Alcohol/Drug Related Organic	16	9	1	0	0	10	6
Other Non-Psychotic	2,073	1,599	31	0	0	1,074	427
Other Psychotic	79	73	0	0	1	29	12
Personality Disorder	8	3	3	0	0	4	2
Schizophrenia	26	25	0	0	0	14	1
Social Conditions	1,073	476	179	212	0	430	155
Substance Related	321	50	256	0	0	34	58
Deferred/No Diagnosis	65	31	10	21	0	7	4
<b>County of Residence</b>							
Adair	13	13	0	0	0	6	1
Alfalfa	3	3	0	0	0	2	0
Atoka	2	1	1	0	0	1	0
Beaver	2	1	0	0	0	1	1
Beckham	93	77	4	2	0	40	8
Blaine	86	72	0	0	0	44	14
Bryan	31	26	1	3	0	16	0
Caddo	34	22	8	0	0	13	1
Canadian	140	128	9	3	0	45	10
Carter	46	37	2	2	0	27	3
Cherokee	62	54	1	5	1	30	0
Choctaw	49	47	2	0	0	5	0
Cimarron	1	0	1	0	0	1	0
Cleveland	262	209	38	5	0	79	13
Coal	3	2	1	0	0	3	0
Comanche	39	21	14	4	0	5	2

Notes: The same client may be counted in more than one category, e.g., clients can receive services under more than one contract source, in more than one "County of Residence," or may have multiple "Other Indicators." Please see Definition page for other considerations.

## Oklahoma Department of Mental Health and Substance Abuse Services

## Counts of Admitted Clients Served by Funding Source for Various Categories During FY1996

## SED Clients

	Funding Source						
	Total	Mental Health	Substance Abuse	Domestic Violence	Residential Care	Medicaid	Other
Cotton	3	0	1	0	0	1	2
Craig	61	54	1	2	0	23	3
Creek	55	49	3	3	0	21	1
Custer	93	67	6	4	0	43	18
Delaware	113	79	18	6	0	63	9
Dewey	5	5	0	0	0	2	0
Ellis	2	2	0	0	0	2	0
Garfield	248	177	10	12	0	160	28
Garvin	22	14	1	4	0	13	1
Grady	144	126	19	9	0	59	0
Grant	6	2	0	2	0	2	2
Greer	21	21	1	3	0	14	3
Harmon	1	1	0	0	0	1	0
Harper	3	2	1	0	0	1	2
Haskell	12	6	0	0	0	5	7
Hughes	10	10	0	0	0	2	0
Jackson	7	3	3	0	0	0	1
Jefferson	1	0	0	0	0	0	1
Johnston	14	12	4	1	0	9	0
Kay	197	132	2	3	0	117	59
Kingfisher	24	17	1	0	0	13	3
Kiowa	31	26	2	3	0	9	2
Latimer	13	10	3	1	0	3	0
LeFlore	14	11	0	3	0	3	0
Lincoln	108	29	4	0	0	61	100
Logan	75	63	14	0	0	27	4
Love	25	22	1	0	0	14	0
Major	2	2	0	0	0	0	0
Marshall	13	11	1	1	0	8	1
Mayes	136	115	8	7	0	81	17
McClain	40	37	0	2	0	25	1
McCurtain	56	49	2	5	0	13	0
McIntosh	94	71	4	3	0	54	32
Murray	15	14	0	0	0	7	0
Muskogee	811	596	27	16	0	490	213
Noble	25	12	1	0	0	18	4
Nowata	32	29	1	0	0	14	0
Okfuskee	14	13	1	0	0	10	0
Oklahoma	1,233	948	83	31	0	616	351
Okmulgee	153	129	5	2	0	111	18
Osage	98	48	5	4	0	47	51
Ottawa	192	142	43	6	0	109	19
Pawnee	30	21	1	3	0	10	5
Payne	179	91	16	19	0	98	94
Pittsburgh	100	78	31	3	0	28	13
Pontotoc	50	41	4	0	0	34	1
Pottawatomie	107	78	1	4	0	58	83
Pushmataha	17	14	1	1	0	1	0
Roger Mills	3	2	0	0	0	2	0
Rogers	160	138	13	2	0	63	6
Seminole	75	31	5	0	0	42	49
Sequoyah	41	38	0	2	0	14	2
Stephens	6	3	2	0	0	2	0

Notes: The same client may be counted in more than one category, e.g., clients can receive services under more than one contract source, in more than one "County of Residence," or may have multiple "Other Indicators." Please see Definition page for other considerations.

Oklahoma Department of Mental Health and Substance Abuse Services  
**Counts of Admitted Clients Served by Funding Source for Various Categories During FY1996**  
**SED Clients**

	Funding Source						
	Total	Mental Health	Substance Abuse	Domestic Violence	Residential Care	Medicaid	Other
Texas	2	2	0	0	0	2	0
Tillman	7	4	3	0	0	4	2
Tulsa	1,054	806	84	34	0	381	18
Wagoner	50	18	1	7	0	29	10
Washington	226	201	21	5	0	97	6
Washita	38	32	1	1	0	19	6
Woods	12	11	0	0	0	7	0
Woodward	26	20	1	1	0	18	0
Out of State/Unknown	18	4	2	10	0	2	0
<b>Other Indicators</b>							
Dual Diagnosis	80	76	3	0	0	34	6
Homeless	459	209	16	95	0	251	21
SED (6-17)	5,105	4,201	138	6	0	2,506	913

Notes: The same client may be counted in more than one category, e.g., clients can receive services under more than one contract source, in more than one "County of Residence," or may have multiple "Other Indicators." Please see Definition page for other considerations.

## Oklahoma Department of Mental Health and Substance Abuse Services

## Counts of Admitted Clients Served by Funding Source for Various Categories During FY1996

## Sex: Female Clients

	Total	Funding Source					
		Mental Health	Substance Abuse	Domestic Violence	Residential Care	Medicaid	Other
<b>Total</b>							
Unduplicated Count	34,829	21,768	7,023	6,104	436	9,026	3,212
<b>Agency Type</b>							
Community Mental Health	23,918	21,083	1,613	0	0	8,544	2,758
Domestic Violence and Sexual Assault	6,162	5	376	6,063	0	0	24
Hospital	1,353	1,353	0	0	0	0	0
Other	331	192	107	42	0	7	12
Residential Care	438	4	0	0	436	0	0
Substance Abuse	5,751	35	5,278	0	0	531	425
<b>Sex</b>							
Female	34,829	21,768	7,023	6,104	436	9,026	3,212
<b>Age</b>							
0-04	1,354	329	150	720	0	314	132
05-17	5,982	3,322	920	1,010	0	1,974	874
18-20	1,373	734	317	355	5	203	96
21-24	2,388	1,296	561	662	9	359	163
25-34	7,923	4,482	2,275	1,709	37	1,509	529
35-44	7,649	4,981	1,949	1,149	96	1,754	591
45-54	4,122	3,239	581	390	108	1,214	306
55-64	2,144	1,898	185	79	88	806	158
65-74	1,153	975	64	22	74	490	151
75-84	494	374	15	8	19	258	111
85+	247	138	6	0	0	145	101
<b>Race</b>							
White	26,327	17,276	5,022	4,095	321	6,706	2,273
Black	4,407	2,406	999	896	61	1,378	597
Native American	3,070	1,493	836	809	41	702	258
Hispanic	972	518	168	265	10	213	71
Asian	167	116	13	46	3	34	13
<b>Presenting Problem/Diagnosis</b>							
Alcohol Abuse	1,831	427	1,495	14	0	160	53
Developmental Disorder	1,554	1,046	41	90	94	634	270
Mood Disorder	11,311	10,208	760	43	90	3,308	1,008
Non Alcohol/Drug Related Organic	422	280	11	0	0	229	155
Other Non-Psychotic	4,712	3,875	250	1	0	1,523	655
Other Psychotic	2,060	1,873	145	2	131	683	125
Personality Disorder	401	348	48	0	0	129	39
Schizophrenia	2,460	2,335	114	0	1	1,330	222
Social Conditions	9,338	1,673	1,587	5,732	95	894	562
Substance Related	3,199	529	2,810	17	1	254	110
Deferred/No Diagnosis	468	80	114	217	39	23	25
<b>County of Residence</b>							
Adair	177	108	44	47	12	50	2
Alfalfa	44	38	2	4	0	14	1
Atoka	157	81	46	21	0	29	3
Beaver	27	19	4	2	1	5	0
Beckham	332	262	32	22	0	94	6
Blaine	184	122	43	6	0	55	8
Bryan	607	384	55	164	0	167	1
Caddo	262	170	58	41	0	30	2

Notes: The same client may be counted in more than one category, e.g., clients can receive services under more than one contract source, in more than one "County of Residence," or may have multiple "Other Indicators." Please see Definition page for other considerations.

## Oklahoma Department of Mental Health and Substance Abuse Services

## Counts of Admitted Clients Served by Funding Source for Various Categories During FY1996

## Sex: Female Clients

	Funding Source						
	Total	Mental Health	Substance Abuse	Domestic Violence	Residential Care	Medicaid	Other
Canadian	745	623	50	73	10	163	9
Carter	500	362	42	83	0	172	14
Cherokee	509	334	68	131	44	144	4
Choctaw	215	109	56	60	0	26	0
Cimarron	21	14	4	2	1	4	0
Cleveland	1,515	847	418	234	28	313	53
Coal	75	29	35	8	0	23	3
Comanche	978	595	134	292	26	11	52
Cotton	51	22	11	9	0	3	12
Craig	325	278	11	6	77	154	21
Creek	418	308	105	59	2	132	6
Custer	358	277	13	49	0	103	19
Delaware	438	281	101	38	1	123	20
Dewey	44	29	3	9	2	7	1
Ellis	36	31	0	6	0	7	0
Garfield	848	398	82	177	0	159	264
Garvin	306	248	26	22	0	111	15
Grady	768	501	141	162	0	189	2
Grant	38	20	1	8	0	11	5
Greer	97	65	16	20	0	22	2
Harmon	18	10	1	7	0	1	0
Harper	28	24	0	2	0	15	1
Haskell	97	86	8	2	0	29	3
Hughes	132	97	17	16	1	27	0
Jackson	255	122	42	108	1	2	3
Jefferson	42	16	6	0	0	6	22
Johnston	170	127	25	18	0	72	2
Kay	811	559	77	91	0	207	134
Kingfisher	99	81	15	4	0	28	7
Kiowa	161	111	17	28	0	47	3
Latimer	117	57	51	12	1	22	0
LeFlore	385	223	32	139	0	50	1
Lincoln	345	82	31	22	1	125	263
Logan	241	136	104	10	0	48	7
Love	105	75	18	4	0	34	2
Major	50	41	6	3	0	8	3
Marshall	188	128	36	34	0	68	3
Mayes	449	272	92	48	22	153	38
McClain	117	82	21	8	1	35	3
McCurtain	502	236	87	204	1	91	0
McIntosh	263	152	72	10	21	97	20
Murray	141	117	12	14	1	47	0
Muskogee	1,503	1,108	125	197	14	653	110
Noble	139	83	22	5	2	47	15
Nowata	121	85	20	10	0	39	8
Okfuskee	128	101	34	3	36	69	1
Oklahoma	6,496	3,792	1,507	941	26	1,698	1,241
Okmulgee	466	323	92	20	11	232	14
Osage	397	223	100	35	0	97	61
Ottawa	487	283	117	59	0	172	45
Pawnee	150	79	54	18	0	25	21
Payne	776	422	136	208	0	153	94
Pittsburgh	537	412	115	13	18	82	5

Notes: The same client may be counted in more than one category, e.g., clients can receive services under more than one contract source, in more than one "County of Residence," or may have multiple "Other Indicators." Please see Definition page for other considerations.

Oklahoma Department of Mental Health and Substance Abuse Services  
**Counts of Admitted Clients Served by Funding Source for Various Categories During FY1996**  
**Sex: Female Clients**

	<b>Funding Source</b>						
	<b>Total</b>	<b>Mental Health</b>	<b>Substance Abuse</b>	<b>Domestic Violence</b>	<b>Residential Care</b>	<b>Medicaid</b>	<b>Other</b>
Pontotoc	561	294	100	175	15	145	9
Pottawatomie	643	168	131	158	0	215	294
Pushmataha	143	73	23	47	0	23	3
Roger Mills	22	13	6	1	0	5	0
Rogers	544	362	132	30	20	126	23
Seminole	386	228	57	40	0	180	65
Sequoyah	305	265	45	26	16	123	4
Stephens	218	150	55	21	11	14	18
Texas	184	141	25	23	0	35	0
Tillman	121	56	51	17	1	9	5
Tulsa	4,833	3,152	1,580	761	22	981	106
Wagoner	316	214	72	49	3	83	2
Washington	890	391	142	398	0	189	21
Washita	145	108	9	21	0	37	5
Woods	133	119	5	10	0	42	2
Woodward	343	248	20	72	4	85	0
Out of State/Unknown	477	83	92	320	1	12	3
<b>Other Indicators</b>							
Dual Diagnosis	2,258	2,066	470	0	0	667	186
Homeless	2,896	714	476	1,785	26	261	88
SED (6-17)	2,029	1,659	47	3	0	1,015	339

Notes: The same client may be counted in more than one category, e.g., clients can receive services under more than one contract source, in more than one "County of Residence," or may have multiple "Other Indicators." Please see Definition page for other considerations.



## Oklahoma Department of Mental Health and Substance Abuse Services

## Counts of Admitted Clients Served by Funding Source for Various Categories During FY1996

## Sex: Male Clients

	Total	Funding Source					
		Mental Health	Substance Abuse	Domestic Violence	Residential Care	Medicaid	Other
<b>Total</b>							
Unduplicated Count	32,752	18,749	12,419	2,183	696	6,622	3,297
<b>Agency Type</b>							
Community Mental Health	20,747	17,633	3,289	0	0	6,409	2,395
Domestic Violence and Sexual Assault	2,407	1	294	2,151	0	0	43
Hospital	2,203	2,203	0	0	0	0	0
Other	455	200	210	32	0	2	72
Residential Care	703	11	0	0	696	0	0
Substance Abuse	10,013	44	9,375	0	0	241	797
<b>Sex</b>							
Male	32,752	18,749	12,419	2,183	696	6,622	3,297
<b>Age</b>							
0-04	1,519	448	164	741	0	383	142
05-17	7,469	4,568	1,241	820	1	2,599	1,227
18-20	1,357	708	695	29	6	111	83
21-24	2,104	1,084	1,134	78	23	170	118
25-34	7,139	3,757	3,723	261	106	881	584
35-44	7,450	4,244	3,592	179	231	1,182	620
45-54	3,512	2,320	1,322	57	169	658	298
55-64	1,395	1,025	423	14	100	358	106
65-74	541	414	95	2	48	166	57
75-84	194	141	26	0	10	76	38
85+	72	40	4	2	2	38	24
<b>Race</b>							
White	23,641	14,313	8,574	1,330	489	4,643	2,196
Black	4,743	2,388	1,853	426	122	1,154	715
Native American	3,296	1,496	1,607	278	69	605	285
Hispanic	1,050	499	386	132	16	190	85
Asian	133	87	31	18	3	35	16
<b>Presenting Problem/Diagnosis</b>							
Alcohol Abuse	6,009	1,102	5,281	7	12	169	264
Developmental Disorder	2,846	2,185	50	21	151	1,256	480
Mood Disorder	6,368	5,769	793	7	147	1,232	546
Non Alcohol/Drug Related Organic	443	370	34	0	0	188	89
Other Non-Psychotic	3,971	3,248	235	0	0	1,199	637
Other Psychotic	2,146	1,897	240	1	229	499	116
Personality Disorder	169	151	24	0	0	41	15
Schizophrenia	3,178	3,061	216	0	0	1,407	264
Social Conditions	4,755	1,251	931	2,059	135	598	453
Substance Related	5,753	816	5,026	12	5	133	388
Deferred/No Diagnosis	514	143	228	76	49	12	69
<b>County of Residence</b>							
Adair	150	99	51	22	15	42	5
Alfalfa	58	41	17	1	0	12	0
Atoka	156	48	104	6	0	13	3
Beaver	23	13	11	0	0	1	2
Beckham	355	229	104	15	0	59	18
Blaine	158	88	63	0	1	30	10
Bryan	403	282	93	42	0	97	2
Caddo	245	137	92	16	0	29	8

Notes: The same client may be counted in more than one category, e.g., clients can receive services under more than one contract source, in more than one "County of Residence," or may have multiple "Other Indicators." Please see Definition page for other considerations.

## Oklahoma Department of Mental Health and Substance Abuse Services

## Counts of Admitted Clients Served by Funding Source for Various Categories During FY1996

## Sex: Male Clients

	Funding Source						
	Total	Mental Health	Substance Abuse	Domestic Violence	Residential Care	Medicaid	Other
Canadian	566	462	82	23	11	120	26
Carter	455	343	119	24	1	117	4
Cherokee	413	291	113	47	64	119	5
Choctaw	223	104	111	15	1	21	0
Cimarron	16	7	11	0	0	3	0
Cleveland	1,549	800	536	64	49	243	195
Coal	64	19	44	4	1	10	1
Comanche	790	465	305	75	18	10	45
Cotton	50	19	24	4	0	1	3
Craig	432	348	61	0	124	172	8
Creek	452	279	214	21	0	103	5
Custer	403	290	91	21	0	67	20
Delaware	413	242	129	17	14	97	33
Dewey	34	21	8	4	4	5	0
Ellis	28	21	14	0	0	5	0
Garfield	799	356	256	43	0	168	245
Garvin	228	180	35	5	0	79	9
Grady	581	397	145	54	0	114	5
Grant	47	22	2	2	0	23	9
Greer	92	61	34	4	0	16	3
Harmon	27	8	8	11	0	1	0
Harper	30	25	6	0	0	12	1
Haskell	101	72	20	1	2	19	7
Hughes	117	71	43	6	1	28	1
Jackson	217	72	85	64	2	3	4
Jefferson	43	9	22	0	0	7	12
Johnston	175	105	70	9	0	46	0
Kay	673	420	148	22	1	163	134
Kingfisher	80	60	26	0	0	18	4
Kiowa	156	108	48	11	0	25	4
Latimer	116	57	60	0	0	10	1
LeFlore	299	212	53	38	2	39	0
Lincoln	289	102	69	7	1	76	174
Logan	265	119	149	7	0	34	9
Love	88	68	33	0	0	25	0
Major	45	39	4	1	0	8	5
Marshall	191	100	111	8	0	21	2
Mayes	413	250	95	15	57	123	33
McClain	137	90	32	4	0	40	9
McCurtain	418	152	168	104	10	37	0
McIntosh	229	138	51	7	26	62	21
Murray	127	91	26	7	3	30	0
Muskogee	1,248	901	182	49	29	492	184
Noble	154	59	71	4	8	29	8
Nowata	81	51	13	6	0	27	3
Okfuskee	199	134	74	1	60	99	2
Oklahoma	6,418	3,386	2,687	351	43	1,294	1,034
Okmulgee	475	298	152	12	21	158	32
Osage	316	166	104	20	1	58	52
Ottawa	418	234	143	19	2	101	53
Pawnee	143	63	60	11	2	22	17
Payne	983	364	452	126	0	131	117
Pittsburgh	606	331	279	6	16	55	13

Notes: The same client may be counted in more than one category, e.g., clients can receive services under more than one contract source, in more than one "County of Residence," or may have multiple "Other Indicators." Please see Definition page for other considerations.

## Oklahoma Department of Mental Health and Substance Abuse Services

## Counts of Admitted Clients Served by Funding Source for Various Categories During FY1996

## Sex: Male Clients

	Funding Source						
	Total	Mental Health	Substance Abuse	Domestic Violence	Residential Care	Medicaid	Other
Pontotoc	420	269	85	71	4	124	1
Pottawatomie	591	215	219	47	2	156	222
Pushmataha	122	48	63	13	0	4	2
Roger Mills	33	15	14	3	0	2	2
Rogers	585	340	222	8	45	120	32
Seminole	426	221	117	22	1	160	98
Sequoyah	411	357	114	14	30	109	6
Stephens	254	147	128	5	15	10	11
Texas	166	93	81	5	0	16	0
Tillman	60	30	29	2	0	4	5
Tulsa	5,219	2,785	2,749	291	31	656	267
Wagoner	313	177	146	10	5	54	17
Washington	698	373	235	112	0	143	26
Washita	121	75	25	11	0	26	11
Woods	94	77	20	0	0	15	0
Woodward	314	214	96	28	3	52	3
Out of State/Unknown	396	119	162	123	5	5	4
<b>Other Indicators</b>							
Dual Diagnosis	3,376	3,199	667	0	0	768	240
Homeless	2,750	1,056	1,155	677	54	233	94
SED (6-17)	3,130	2,594	91	3	0	1,502	575

Notes: The same client may be counted in more than one category, e.g., clients can receive services under more than one contract source, in more than one "County of Residence," or may have multiple "Other Indicators." Please see Definition page for other considerations.

## Oklahoma Department of Mental Health and Substance Abuse Services

## Counts of Admitted Clients Served by Funding Source for Various Categories During FY1996 SMI Clients

	Total	Funding Source					
		Mental Health	Substance Abuse	Domestic Violence	Residential Care	Medicaid	Other
<b>Total</b>							
Unduplicated Count	24,423	21,358	4,377	731	1,117	8,584	2,017
<b>Agency Type</b>							
Community Mental Health	22,000	20,549	2,604	0	0	8,497	1,810
Domestic Violence and Sexual Assault	764	1	92	725	0	0	6
Hospital	2,699	2,699	0	0	0	0	0
Other	78	17	55	6	0	4	20
Residential Care	1,125	13	0	0	1,117	0	0
Substance Abuse	2,451	58	2,220	0	0	129	185
<b>Sex</b>							
Female	13,502	11,832	1,740	692	430	5,312	1,141
Male	10,921	9,526	2,637	39	687	3,272	876
<b>Age</b>							
18-20	779	642	171	46	10	186	52
21-24	1,450	1,201	399	80	32	367	105
25-34	5,818	4,846	1,510	295	142	1,840	448
35-44	7,420	6,474	1,473	215	323	2,570	644
45-54	4,648	4,245	545	80	276	1,697	362
55-64	2,479	2,338	197	12	187	1,047	179
65-74	1,245	1,121	61	2	119	560	128
75-84	430	377	16	1	27	228	61
85+	154	114	5	0	1	89	38
<b>Race</b>							
White	19,058	16,841	3,215	532	798	6,511	1,367
Black	3,248	2,744	623	84	181	1,341	527
Native American	1,609	1,294	451	92	110	558	95
Hispanic	496	413	86	21	25	139	18
Asian	125	120	13	4	6	42	10
<b>Presenting Problem/Diagnosis</b>							
Alcohol Abuse	1,888	784	1,415	5	12	183	68
Developmental Disorder	515	233	7	9	245	139	54
Mood Disorder	10,425	9,674	960	10	234	3,102	741
Non Alcohol/Drug Related Organic	601	515	38	0	0	289	122
Other Non-Psychotic	2,318	2,144	150	1	0	744	160
Other Psychotic	3,602	3,211	310	1	357	1,113	207
Personality Disorder	413	381	37	0	0	142	32
Schizophrenia	5,426	5,192	316	0	1	2,693	474
Social Conditions	1,398	332	159	684	226	140	84
Substance Related	1,853	623	1,430	6	5	175	59
Deferred/No Diagnosis	220	53	55	18	84	16	22
<b>County of Residence</b>							
Adair	162	148	41	2	27	73	5
Alfalfa	48	44	2	2	0	21	0
Atoka	96	87	9	0	0	14	0
Beaver	21	19	0	0	1	4	0
Beckham	311	285	21	2	0	89	3
Blaine	122	93	28	2	1	28	0
Bryan	321	291	23	14	0	138	0
Caddo	111	92	31	6	0	8	1
Canadian	529	497	27	7	21	175	7

Notes: The same client may be counted in more than one category, e.g., clients can receive services under more than one contract source, in more than one "County of Residence," or may have multiple "Other Indicators." Please see Definition page for other considerations.

## Oklahoma Department of Mental Health and Substance Abuse Services

## Counts of Admitted Clients Served by Funding Source for Various Categories During FY1996 SMI Clients

	Funding Source						
	Total	Mental Health	Substance Abuse	Domestic Violence	Residential Care	Medicaid	Other
Carter	430	400	43	5	1	176	2
Cherokee	449	393	56	22	106	192	2
Choctaw	118	102	15	8	1	29	0
Cimarron	17	13	4	0	1	6	0
Cleveland	1,182	974	150	31	76	415	80
Coal	36	28	9	0	1	9	1
Comanche	419	358	87	13	37	2	37
Cotton	21	18	3	1	0	2	0
Craig	541	484	15	2	201	283	13
Creek	492	446	124	12	2	197	5
Custer	351	320	35	4	0	99	6
Delaware	241	199	30	3	15	76	9
Dewey	44	36	4	1	6	6	1
Ellis	24	23	4	1	0	6	0
Garfield	611	474	132	31	0	107	118
Garvin	216	204	9	2	0	82	0
Grady	457	420	44	20	0	155	2
Grant	45	32	1	0	0	26	1
Greer	60	57	5	2	0	19	0
Harmon	10	7	2	1	0	1	0
Harper	37	32	3	1	0	25	0
Haskell	100	96	4	0	2	31	0
Hughes	118	115	6	1	2	38	0
Jackson	91	74	18	5	3	2	1
Jefferson	15	13	2	0	0	3	1
Johnston	121	112	11	3	0	51	0
Kay	401	343	73	9	1	111	30
Kingfisher	105	96	24	1	0	33	1
Kiowa	135	116	20	5	0	42	0
Latimer	58	52	7	2	1	9	0
LeFlore	232	219	9	7	2	57	0
Lincoln	177	107	13	2	2	58	118
Logan	175	155	35	5	0	45	3
Love	66	53	19	1	0	22	0
Major	50	48	5	0	0	11	2
Marshall	107	86	27	7	0	46	2
Mayes	316	239	14	2	79	126	11
McClain	97	83	12	2	1	27	8
McCurtain	227	206	15	11	11	79	0
McIntosh	236	169	25	1	47	68	5
Murray	144	129	15	2	4	49	0
Muskogee	1,021	899	89	36	42	434	26
Noble	81	59	9	1	10	22	3
Nowata	75	57	2	3	0	35	10
Okfuskee	241	207	52	0	96	156	3
Oklahoma	5,429	4,363	1,231	134	69	1,793	1,025
Okmulgee	407	320	61	4	32	194	11
Osage	189	157	41	8	1	49	8
Ottawa	308	262	31	11	2	101	25
Pawnee	65	55	15	1	2	21	12
Payne	422	345	74	21	0	103	21
Pittsburgh	356	322	27	3	34	75	1
Pontotoc	353	298	35	27	19	134	2

Notes: The same client may be counted in more than one category, e.g., clients can receive services under more than one contract source, in more than one "County of Residence," or may have multiple "Other Indicators." Please see Definition page for other considerations.

## Oklahoma Department of Mental Health and Substance Abuse Services

## Counts of Admitted Clients Served by Funding Source for Various Categories During FY1996 SMI Clients

	Funding Source						
	Total	Mental Health	Substance Abuse	Domestic Violence	Residential Care	Medicaid	Other
Pottawatomie	325	210	33	14	2	133	176
Pushmataha	59	51	6	4	0	13	0
Roger Mills	17	14	2	0	0	3	0
Rogers	366	295	52	5	65	127	14
Seminole	361	317	28	7	1	205	9
Sequoyah	433	421	94	1	46	204	6
Stephens	132	113	30	2	24	2	1
Texas	103	100	12	1	0	28	0
Tillman	50	34	20	2	1	1	1
Tulsa	4,019	3,522	1,200	118	52	1,114	149
Wagoner	265	238	52	5	8	80	1
Washington	446	365	56	54	0	174	38
Washita	95	89	2	0	0	27	0
Woods	99	95	7	2	0	36	2
Woodward	235	208	28	7	6	86	0
Out of State/Unknown	146	102	30	22	6	4	1
<b>Other Indicators</b>							
Dual Diagnosis	4,512	4,268	855	0	0	1,321	373
Homeless	1,816	1,199	621	228	80	208	104

Notes: The same client may be counted in more than one category, e.g., clients can receive services under more than one contract source, in more than one "County of Residence," or may have multiple "Other Indicators." Please see Definition page for other considerations.

## **Definitions of Terms and Categorization Variables**

---

The following are definitions of terms and categorization variables used in this Data Book report.

### **Admitted Clients Served**

Admitted Clients Served had an admission transaction in the ICIS before or during the report year and had received a service during the year. They are counted only once in the total for each level of aggregation. This is called an unduplicated count.

### **Age**

Client age is computed using the client's age at the middle of the fiscal year.

### **Contacts**

Individuals are counted as contacts when they call or visit an agency, but are not admitted.

### **Funding Source**

Funding Source helps identify the payment source of services. Frequently, clients receive services under multiple funding sources. The funding source categories for this report were Mental Health, Substance Abuse, Domestic Violence, Residential Care, Medicaid, and Other.

### **ICIS**

The Oklahoma Department of Mental Health and Substance Abuse Services maintains an agency-wide database, the Integrated Client Information System (ICIS), to which all Department-funded services and transactions are reported. The ICIS contains demographic and service information about clients and agencies.

### **List of Agencies by Type**

The following is a list of agencies by type that provided data during the Fiscal Year 1996:

**AGENCY TYPE****AGENCY NAME****Community Mental Health**

ASSOCIATED CENTERS FOR THERAPY, INC.  
BILL WILLIS MENTAL HEALTH  
CARL ALBERT CMHC  
CENTRAL OKLAHOMA CMHC  
CHISHOLM TRAIL COUNSELING SERVICES  
COMMUNITY COUNSELING CENTER  
CREEKS MENTAL HEALTH SERVICES  
EDWIN FAIR CMHC  
FAMILY MENTAL HEALTHCENTER  
GRAND LAKE M.H.C.  
GREEN COUNTRY BEHAVIORAL HEALTH SERVICES  
HOPE COMMUNITY SERVICES, INC.  
JIM TALIAFERRO CMHC  
MENTAL HEALTH SERVICES OF SOUTHERN OKLAHOMA  
NORTH CARE CENTER  
OK COUNTY CRISIS INTERVENTION CENTER  
PARKSIDE, INC.  
RED ROCK BEHAVIORAL HEALTH SERVICES  
RED ROCK WEST  
STAR MENTAL HEALTH  
WESTERN STATE PSYCHIATRIC CENTER  
WHEATLAND MENTAL HEALTHCENTER, INC.

**Domestic Violence and Sexual Assault**

ACMI HOUSE INC  
ACTION ASSOCIATES, INC.  
COMMUNITY CRISIS CENTER, INC.  
CRISIS CONTROL CENTER  
D.V. PROG. OF N. CENTRAL OK.  
DOMESTIC ABUSE SAFE HOUSE-DASH  
DOMESTIC VIOLENCE INTERVENTION SERVICES  
FAMILY CRISIS & COUNSELING CENTER  
FAMILY CRISIS CENTER, INC.  
FAMILY SHELTER  
HELP-IN-CRISIS, INC.  
N.W. DOMESTIC CRISIS SERVICES  
NEW DIRECTIONS, INC.  
PROJECT SAFE, INC.  
S.O.S. FOR FAMILIES  
STILLWATER DOMESTIC VIOLENCE SERVICE INC.  
WOMEN IN SAFE HOMES, INC.  
WOMEN'S CRISIS SERVICES  
WOMEN'S SERVICE & FAMILY RESOURCE CENTER  
WOMENS RESOURCE CENTER  
YWCA CRISIS CENTER  
YWCA OF OKC CRISIS SERVICES



**AGENCY TYPE****AGENCY NAME**

---

**Hospitals**

EASTERN STATE HOSPITAL  
GRIFFIN MEMORIAL HOSPITAL  
OKLAHOMA YOUTH CENTER

**Other Agencies**

CENTER FOR CHILDREN & FAMILIES  
DIVORCE VISITATION ARBITRATION  
GREAT PLAINS IMPROVEMENT FND.  
HIV RESOURCE CONSORTIUM  
HOMINY HEALTH SRVCS CENTER INC.  
PEOPLE INCORPORATED  
PROJECT HEARTLAND  
TULSA METROPOLITAN MINISTRY  
TULSA SEXUAL ASSAULT NURSE EXAMINERS PROGRAM

**Residential Care**

AUTUMN YEARS RESIDENT RANCH  
BOLEY RESIDENTIAL CARE HOME  
BOLEY RESIDENTIAL CARE HOME II  
COPP'S RESIDENTIAL CARE, INC.  
COUNTRY LANE RESID. CARE HOME  
DON MENTZER FACILITY  
DOW RESIDENTIAL CARE HOME  
DUNCAN COMMUNITY RESIDENCE INC  
DYCO PROPERTIES, INC.  
EDNA LEE'S RESIDENTIAL CARE  
EL RENO RESIDENTIAL CARE  
ELM TREE HOUSE  
FAIR OAKS  
GREEN ACRES  
HAV-TAPINC DBA, THE HARBOR  
HIGH CEDAR RESIDENTIAL CARE  
LAKE FRANCIS RETIREMENT CENTER  
LEXINGTON ROOM & BOARD  
MILLER COZY HOME, INC.  
NORTH FORK RESIDENTIAL CARE  
PADEN RESIDENTIAL CARE  
PARKVIEW RESIDENTIAL CARE  
RAMBLING ROSE RESIDENTIAL CARE  
SANTE FE RESIDENTIAL CARE  
SOUTHWEST RETIREMENT HOME, INC  
SUGAR MOUNTAIN RETREAT  
SUNNY ACRES BOARDING MANOR, INC.  
SUNNY ACRES RESIDENTIAL CARE  
VIAN RESIDENTIAL CARE

**AGENCY TYPE****AGENCY NAME**

---

**Substance Abuse**

ADA AREA CHEMICAL DEPENDENCY CENTER, INC.  
ALPHA II, INC.  
BRIDGEWAY  
CAA TURNING POINT  
CARE FOR CHANGE, INC.  
COMMUNITY ALCOHOLISM SERVICES  
CROSSROADS COUNSELING  
CROSSROADS INCORPORATED  
DRUG RECOVERY, INC.  
EAGLE RIDGE INSTITUTE  
EDMOND FAMILY SERVICES, INC.  
FIRST WINGS OF FREEDOM  
GATEWAY TO PREVENTION/RECOVERY  
HOUSE OF HOPE, INC.  
INDIAN HEALTH CARE RESOURCE CENTER  
KIAMICHI COUNCIL ON ALCOHOLISM  
LEFLORE COUNTY YOUTH & FAMILY SERVICES, INC.  
LIFE IMPROVEMENT CENTER  
LOGAN COUNTY YOUTH AND FAMILY SERVICES INC.  
METRO TULSA SUBSTANCE ABUSE SERVICES  
MONARCH, INC.  
MOORE ALCOHOL AND DRUG CENTER  
MUSKOGEE CO COUNCIL YTH SV  
N.E. OK COUNCIL ON ALCOHOLISM  
NAIC CENTER OF OKLAHOMA ALCOHOL & DRUG SERVICES, INC.  
NATIVE AMERICAN CENTER OF RECOVERY  
NEW HOPE OF MANGUM  
NORMAN ALCOHOL AND DRUG TREATMENT CENTER  
OPPORTUNITIES, INC.  
PALMER DRUG ABUSE PROGRAM INC.  
PAYNE CO COUNSELING SERVICES, INC.  
ROADBACK, INC.  
ROGERS COUNTY DRUG ABUSE PROGRAM, INC.  
S.W. YOUTH & FAMILY SERVICES  
SECOND CHANCE CDU  
SOAARR, INC.  
STARTING POINT II, INC.  
STREET SCHOOL, INC.  
THE NEXT STEP NETWORK, INC.  
THE OAKS BEHAVIORAL HEALTH CENTER  
THE REFERRAL CENTER  
TRI-CITY SUBSTANCE ABUSE CENTER  
TRI-CITY YOUTH & FAMILY CENTER  
TURNING POINT  
TWELVE & TWELVE, INC.  
VINITA ALCOHOL AND DRUG TREATMENT CENTER

## **ODMHSAS**

Refers to the Oklahoma Department of Mental Health and Substance Abuse Services.

## **Other Indicators**

There are several groups of clients that are of special interest because they have special treatment needs, state or federal requirements regarding their placement or the services they receive, or because they are part of a priority population. The definitions of these groups and criteria for their selection are provided below:

- **Deaf and Hearing Impaired**

Clients who are deaf, hard of hearing, or indicated the need for an interpreter for the deaf were grouped to form the Deaf and Hearing Impaired category.

- **Homeless**

A homeless person under ICIS criteria is a person who: (a) lacks a fixed, regular and adequate night time residence AND (b) has a primary night time residence that is a supervised publicly or privately operated shelter designed to provide temporary living accommodations including welfare hotels, congregate shelters, halfway houses, and transitional housing for the mentally ill; or an institution that provides a temporary residence for individuals intended to be institutionalized; or a public or private place not designed for, or ordinarily used as, a regular sleeping accommodation for human beings, not limited to people living on the streets. Individuals are considered homeless if they have lost their permanent residence, and are temporarily living in a shelter to avoid being on the street. Prisoners being released or in the custody of a correctional facility are not considered homeless at the time of admission for treatment. The definition also excludes persons in a hospital, residential care facility, commercial hotel/motel, supervised apartment, or living with parent/other relative (even if only temporarily). The definition does include domestic violence and sexual assault shelters, as the persons have fled a residence that is not adequate (i.e., not safe).

- **Legal Status**

Legal Status has three categories; Voluntary, Civil Involuntary, and Criminal Involuntary. The categories of legal status (with ICIS codes) are as follows:

**Voluntary.** These clients enter treatment voluntarily and are coded Voluntary Admission (01), Court Voluntary (02), Informal Admission (16), or Other (18).

**Civil Involuntary.** These clients are required by the court system to receive services, even though they may be reluctant. They are coded Court Commitment (03), Order of Detention (06), Juvenile Court Order (07), Transfer – Other Legal Entity (08), Court Ordered Juveniles in Need of Treatment, DHS given custody (10), Court Ordered Juveniles in Need of Treatment Parental Custody Retained (11), Emergency Detention (12), Continued Court Detention (13), 28-Day Court Commitment (14), or Protective Custody (17).

**Criminal Involuntary.** These clients are required to receive services because they have been accused of or have committed a crime. Codes include the following; Incompetent to Stand Trial (04), Not Guilty by Reason of Insanity (05), Court Order for Observation and Evaluation (09), Court Referred DUI Clients (15), Criminal Hold (20), or Court Commit with Hold (21).

- **Adults with Serious Mental Illness (SMI)**

SMI denotes clients who have been identified **at any time** as having a serious mental illness using the formal ODMHSAS definition. According to this definition, an Adult with a Serious Mental Illness must be an individual 18 years of age or older.

- **Children with a Serious Emotional Disturbance (SED)**

SED refers to children who meet departmental criteria for having a Serious Emotional Disturbance.

- **Any Alcohol/Drug Problem**

A substance abuse client is one who has one or more DSM-IV Axis I primary, secondary or tertiary diagnoses from categories 1.a. or 1.b. (in the Dual Diagnosis definition below) or one or more ICIS Substance Abuse Related Problems (710-731, 741-743). Clients identified only as co-dependents are not identified as substance abusers.

- **Dual Diagnosis Client**

A dual diagnosis client is one who meets the criteria for having a substance abuse diagnosis from categories 1.a. or 1.b. below and meets the criteria for a mental illness based on one or more DSM-IV Axis II primary, secondary, or tertiary diagnoses from categories 2.a. through 2.e. below.

- 1.a. Psychoactive Substance Induced Organic Disorders: 291.0-291.8, 292.0-292.83, 292.89-282.99
- b. Psychoactive Substance Use Disorders: 303.0-305.99.
- 2.a. Schizophrenia: 295.10, 295.20, 295.30, 295.40, 295.60, 295.70, 295.90
- b. Delusional (Paranoid) Disorder: 297.1
- c. Other Psychotic Disorders: 295.40, 295.70, 297.3, 298.8, 298.9, 297.1, 297.3
- d. Mood Disorders: 296.20-296.7
- e. Borderline Personality Disorder: 301.83

## Presenting Problem/Diagnosis

Categories for this variable are based on the DSM-IV primary diagnosis or primary presenting problem. If the admitting agency has clinicians qualified to make a diagnosis, the diagnosis is used, otherwise, a presenting problem is used to define a client's category.

Categories	Codes
<b>Developmental Disorders</b>	
DSM-IV Codes:	302.5-302.69, 302.85, 307-307.39, 307.5-307.99, 309.21, 312-312.29, 312.9-313.21, 313.81-313.89, 314-314.99, 315-319.99, 299-299.99
Presenting Problems:	210, 240
<b>Non Alcohol/Drug Related Organic</b>	
DSM-IV Codes:	290-290.99, 293-293.83, 294-294.80, 310-310.10
<b>Alcohol Abuse</b>	
DSM-IV Codes:	291-291.99, 293.9, 303-303.99, 305-305.02
Presenting Problems:	741, 710, 711
<b>Other Substance Abuse</b>	
DSM-IV Codes:	305.1-305.99, 292-292.99, 304-304.99
Presenting Problems:	742, 743, 744, 720-731
<b>Schizophrenia</b>	
DSM-IV Codes:	295 (excluding 295.4, 295.7)

Categories	Codes
<b>Other Psychotic</b>	
DSM-IV Codes:	297-298.9, 295.40, 294.9, 295.70
Presenting Problems:	510-530, 650
<b>Mood Disorders</b>	
DSM-IV Codes:	296-296.99 301.13, 300.4-300.49, 293.89, 311-311.99
Presenting Problems:	500-503
<b>Other Non-Psychotic</b>	
DSM-IV Codes:	300-300.39, 300.6-300.99, 302-302.49, 302.7-302.84, 302.89-302.99, 307-4-307.49, 307.8, 312.8, 308.3-309.19, 309.23-309.99, 312.3, 316-316.99, 780.50
<b>Personality Disorders</b>	
DSM-IV Codes:	301-301.9
<b>Social Conditions</b>	
DSM-IV Codes:	V40.00-V40.60, V61-V71.02, 955.5-995.81
Presenting Problems:	740, 450, 620-632, 311-420
<b>Deferred/No Diagnosis</b>	
DSM-IV Codes:	799.9-799.90, V71.09
Presenting Problems:	110, 130

## Race

The Unknown category was utilized to group Clients who made no selection from the choices below indicating their race.

The following groupings are used for reporting race:

- White
- Black
- Native American
- Hispanic
- Asian
- Unknown

**Various Categories:**

In response to many special report requests in past years, the special reports table was generated to address the majority of those requests.

## **Description of the Data Book**

---

This Data Book displays Counts of Admitted Clients Served by Funding Source for Sex, Age, Race, Presenting Problem/Diagnosis, County of Residence, and Other Indicators. It contains six tables presenting data for 1) Statewide Total, 2) Agency, 3) Agency Type, 4) County of Residence, 5) Planning Area, and 6) Various Categories.

### **Admitted Clients Served by Funding Source**

Admitted Clients Served are clients who have an admission transaction in the ICIS before or during the report year and had received a service during the report year. They are counted only once in the total for each level of aggregation or category in which they appear. This is called an unduplicated count. For example, a client may receive services at one hospital and then receive services at another hospital in the same year. This client would be counted twice (once at each hospital) in the agency report, but only once in the agency type and statewide tables. Because information such as age and sex should remain constant (except for data entry errors), counts for categories of these variables will sum to the total clients served on each table. Variables that might change from admission at one facility to admission at another or over time, (e.g., legal status, diagnosis, and target population) can be counted in more than one category and should not be summed.

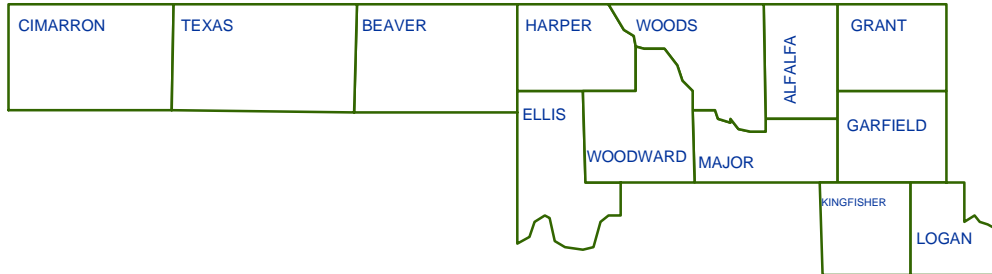
This Data Book shows only clients who were admitted for services and excludes contacts. It enumerates admitted clients, but further limits the counts to specific subgroups of the client population. Each individual counted has received a service at some time during the year regardless of the year he/she was admitted. Clients are grouped by frequently referenced demographics: Sex, Age, Race, Presenting Problem/Diagnosis, County of Residence, and Other Indicators. A client may be in more than one of these groups, or a client's group may change during the year. As a result, the sum of target populations exceeds the total number served. However, for any given population, the age, race, and sex, which do not change (age is calculated as of a single point in time), are unduplicated counts and should equal the total.



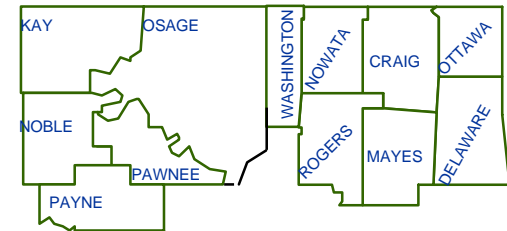
OKLAHOMA DEPARTMENT OF MENTAL HEALTH  
AND SUBSTANCE ABUSE SERVICES

# Planning Areas

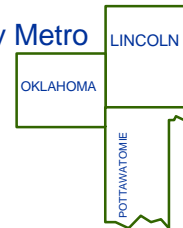
Northwest



Northeast



Oklahoma City Metro



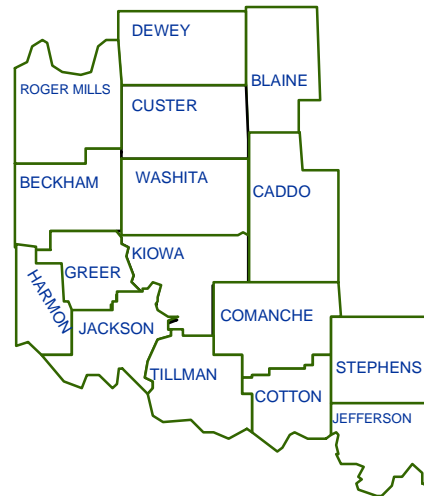
Tulsa Metro



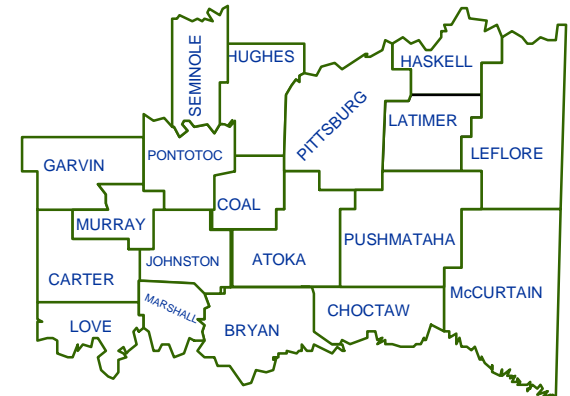
East Central



Central



Southwest



Southeast