

data

BOOK FOR FISCAL YEAR 1997

Admitted Clients Served
By Funding Source

Table 6. Counts of Admitted
Clients Served for Various
Categories

DATA BOOK FOR FISCAL YEAR 1997

Published by

Oklahoma Department of Mental Health and Substance Abuse
Services

Prepared by

Ali Akour, Ph.D.

Data Analyst, Evaluation and Data Analysis Section
Decision Support Services

2002

Terry Cline, Ph.D., Commissioner
Steve Davis, Ph.D., Director of Decision Support Services
Mark Reynolds, Ed. D., Evaluation & Data Analysis Data Projects Manager

Public Domain Notice

The Data Book for Fiscal Year 1997 is in the public domain and may be reproduced or copied without permission from the Oklahoma Department of Mental Health and Substance Abuse Services. However, this publication may not be reproduced or distributed for a fee without the specific, written authorization of Oklahoma Department of Mental Health and Substance Abuse Services. Citation of the source is appreciated.

Electronic Access to Publication

This publication is available on the World Wide Web at:
<http://www.odmhsas.org/specialreports.htm>

How to Contact Us

**Oklahoma Department of Mental Health and Substance Abuse Services
Evaluation and Data Analysis Section**

P.O. Box 53277
Oklahoma City, OK 73152-3277
(405) 522-3813

Contents

Introduction

Admitted Clients Served by Funding Source

- Table 1. Counts of Admitted Clients Served for **Statewide Total**
- Table 2. Counts of Admitted Clients Served for each **Agency**
- Table 3. Counts of Admitted Clients Served for each **Agency Type**
- Table 4. Counts of Admitted Clients Served for each **County of Residence**
- Table 5. Counts of Admitted Clients Served for each **Planning Area**
- Table 6. Counts of Admitted Clients Served for **Various Categories**

Appendix

Definitions of Terms and Categorization Variables

Description of the Data Book

Map of Planning Areas

DATA BOOK FOR FISCAL YEAR 1997

Introduction

Prior to Fiscal Year 1999, any client seen at an Oklahoma Department of Mental Health and Substance Abuse Services (ODMHSAS) contracted facility was reported, regardless of who paid for the service. Starting with Fiscal Year 1999, only clients funded in full or in part by ODMHSAS were reported. Therefore, previous years' reported client counts will be larger than in following years.

During the Fiscal Year 1997, the State of Oklahoma expenditures on community mental health services, inpatient facilities, substance abuse services, domestic violence/sexual assault services, and departmental management amounted to approximately \$166 million dollars. An unduplicated total of approximately 94,268 recipients were served system-wide in FY 1997. The unduplicated total of 94,268 recipients consists of 67,404 recipients that were admitted and served and 26,864 recipients that were contacts. This Data Book report is generated to provide basic information about these recipients for policy makers, interest groups, and others working to improve the quality of life for those in need.

The Data Book report is produced by the Evaluation and Data Analysis Section of the Decision Support Services Division at the ODMHSAS. The report summarizes demographic information for clients served in agencies operated by or funded through ODMHSAS. To create the Data Book report, data are extracted from the ODMHSAS Integrated Client Information System (ICIS). ICIS contains demographic and service information about service recipients and agencies.

This Data Book report focuses on Admitted Clients Served by Funding Source. To meet the specific needs of a variety of entities, the information is divided into tables and each table presents a different view of the data. Definitions of terms and a map of planning areas are also provided.

Oklahoma Department of Mental Health and Substance Abuse Services

Counts of Admitted Clients Served by Funding Source for Various Categories During FY1997

Age: < 18

	Total	Funding Source					
		Mental Health	Substance Abuse	Domestic Violence	Residential Care	Medicaid	Other
Total							
Unduplicated Count	16,050	8,598	2,150	3,084	0	235	4,814
Agency Type							
Community Mental Health	10,723	8,296	82	0	0	181	4,215
Domestic Violence and Sexual Assault	3,083	2	28	3,083	0	0	0
Hospital	226	226	0	0	0	0	0
Other	191	180	10	1	0	0	3
Substance Abuse	2,405	5	2,033	0	0	54	623
Sex							
Female	7,307	3,684	947	1,626	0	96	2,180
Male	8,743	4,914	1,203	1,458	0	139	2,634
Age							
0-04	2,635	645	301	1,286	0	24	720
05-17	13,415	7,953	1,849	1,798	0	211	4,094
Race							
White	10,793	6,190	1,425	1,790	0	173	2,974
Black	2,763	1,107	377	719	0	41	1,133
Native American	1,779	918	271	305	0	17	520
Hispanic	838	409	81	263	0	4	197
Asian	56	20	4	27	0	0	11
Presenting Problem/Diagnosis							
Alcohol Abuse	204	20	168	0	0	0	32
Developmental Disorder	3,816	2,971	72	9	0	54	1,446
Mood Disorder	2,088	1,847	26	8	0	26	504
Non Alcohol/Drug Related Organic	27	20	0	0	0	1	13
Other Non-Psychotic	3,920	2,653	62	0	0	51	1,798
Other Psychotic	107	92	6	1	0	3	18
Personality Disorder	15	7	2	0	0	0	10
Schizophrenia	27	27	0	0	0	0	5
Social Conditions	5,344	1,035	910	2,894	0	78	936
Substance Related	912	69	817	0	0	5	117
Deferred/No Diagnosis	411	88	121	184	0	17	15
County of Residence							
Adair	61	33	10	20	0	0	5
Alfalfa	17	15	0	2	0	5	0
Atoka	41	11	17	7	0	0	16
Beaver	3	3	0	0	0	1	0
Beckham	141	105	3	17	0	0	39
Blaine	196	160	2	6	0	0	91
Bryan	297	200	12	95	0	0	8
Caddo	218	119	42	14	0	7	47
Canadian	471	361	17	86	0	0	39
Carter	170	102	8	50	0	0	29
Cherokee	210	104	12	102	0	0	7
Choctaw	79	40	20	20	0	0	4
Cleveland	614	409	150	56	0	0	29
Coal	66	10	16	7	0	0	36
Comanche	339	180	14	127	0	0	33
Cotton	18	8	1	4	0	0	5
Craig	80	66	2	7	0	0	6

Notes: The same client may be counted in more than one category, e.g., clients can receive services under more than one contract source, in more than one "County of Residence," or may have multiple "Other Indicators." Please see Definition page for other considerations.

Oklahoma Department of Mental Health and Substance Abuse Services

Counts of Admitted Clients Served by Funding Source for Various Categories During FY1997

Age: < 18

	Funding Source						
	Total	Mental Health	Substance Abuse	Domestic Violence	Residential Care	Medicaid	Other
Creek	92	51	13	25	0	2	7
Custer	167	109	5	35	0	0	33
Delaware	256	194	13	32	0	0	38
Dewey	19	12	0	7	0	1	0
Ellis	9	9	0	0	0	5	0
Garfield	424	269	22	117	0	9	46
Garvin	175	145	2	2	0	0	44
Grady	373	185	96	94	0	24	9
Grant	5	2	0	3	0	0	0
Greer	27	25	1	2	0	0	0
Harmon	8	1	0	7	0	0	0
Harper	10	5	0	3	0	1	1
Haskell	18	8	5	1	0	0	4
Hughes	15	11	1	3	0	0	1
Jackson	94	19	14	59	0	2	4
Jefferson	15	4	1	0	0	0	11
Johnston	111	81	15	15	0	0	23
Kay	499	295	11	54	0	1	251
Kingfisher	39	32	0	0	0	1	7
Kiowa	62	46	3	9	0	0	10
Latimer	74	15	14	5	0	0	44
LeFlore	150	52	39	64	0	0	7
Lincoln	214	39	14	12	0	0	181
Logan	176	64	88	16	0	3	13
Love	60	44	1	4	0	1	24
Major	21	17	0	2	0	2	3
Marshall	67	50	10	10	0	0	3
Mayes	198	174	8	4	0	0	33
McClain	54	43	9	2	0	0	2
McCurtain	201	79	49	75	0	0	6
McIntosh	167	60	51	5	0	2	130
Murray	45	30	2	11	0	0	3
Muskogee	1,004	493	92	76	0	64	746
Noble	116	64	4	30	0	0	32
Nowata	62	42	7	11	0	0	4
Okfuskee	38	26	5	6	0	0	3
Oklahoma	3,030	1,505	401	573	0	18	1,218
Okmulgee	221	174	21	10	0	0	37
Osage	189	99	14	18	0	0	103
Ottawa	274	174	17	39	0	4	75
Pawnee	80	46	5	10	0	0	26
Payne	410	151	36	144	0	0	184
Pittsburgh	185	96	54	18	0	3	55
Pontotoc	204	125	21	63	0	0	15
Pottawatomie	316	87	34	35	0	0	242
Pushmataha	26	12	5	5	0	0	5
Roger Mills	4	3	0	1	0	0	1
Rogers	165	108	27	12	0	1	36
Seminole	244	87	20	14	0	0	151
Sequoyah	121	104	10	11	0	0	1
Stephens	44	10	2	29	0	0	3
Texas	87	34	2	38	0	7	19
Tillman	15	4	0	8	0	1	5

Notes: The same client may be counted in more than one category, e.g., clients can receive services under more than one contract source, in more than one "County of Residence," or may have multiple "Other Indicators." Please see Definition page for other considerations.

Oklahoma Department of Mental Health and Substance Abuse Services

Counts of Admitted Clients Served by Funding Source for Various Categories During FY1997

Age: < 18

	Funding Source						
	Total	Mental Health	Substance Abuse	Domestic Violence	Residential Care	Medicaid	Other
Tulsa	1,764	730	461	326	0	36	496
Wagoner	79	32	16	23	0	3	16
Washington	372	253	54	67	0	0	8
Washita	75	54	1	11	0	0	21
Woods	50	39	10	1	0	9	0
Woodward	124	61	22	35	0	22	5
Out of State/Unknown	240	4	15	220	0	0	9
Other Indicators							
Dual Diagnosis	102	96	6	0	0	2	12
Homeless	1,606	212	68	1,062	0	30	371
SED (6-17)	4,873	3,958	95	6	0	101	1,780
SMI (If ever)	402	313	62	10	0	9	92

Notes: The same client may be counted in more than one category, e.g., clients can receive services under more than one contract source, in more than one "County of Residence," or may have multiple "Other Indicators." Please see Definition page for other considerations.

Oklahoma Department of Mental Health and Substance Abuse Services

Counts of Admitted Clients Served by Funding Source for Various Categories During FY1997

Age: 12 to 17

	Total	Funding Source					Other
		Mental Health	Substance Abuse	Domestic Violence	Residential Care	Medicaid	
Total							
Unduplicated Count	7,203	4,412	1,427	486	0	122	2,150
Agency Type							
Community Mental Health	5,191	4,200	56	0	0	105	1,876
Domestic Violence and Sexual Assault	485	1	3	485	0	0	0
Hospital	194	194	0	0	0	0	0
Other	119	113	4	1	0	0	2
Substance Abuse	1,558	2	1,366	0	0	17	287
Sex							
Female	3,437	2,104	587	346	0	56	992
Male	3,766	2,308	840	140	0	66	1,158
Age							
05-17	7,203	4,412	1,427	486	0	122	2,150
Race							
White	5,020	3,203	1,011	305	0	96	1,291
Black	1,015	506	176	95	0	16	487
Native American	914	517	193	50	0	7	280
Hispanic	328	208	49	33	0	3	94
Asian	24	11	3	6	0	0	8
Presenting Problem/Diagnosis							
Alcohol Abuse	204	20	168	0	0	0	32
Developmental Disorder	1,601	1,261	10	6	0	26	616
Mood Disorder	1,464	1,305	22	3	0	20	329
Non Alcohol/Drug Related Organic	17	13	0	0	0	1	6
Other Non-Psychotic	1,710	1,261	28	0	0	22	693
Other Psychotic	84	73	6	0	0	3	14
Personality Disorder	11	7	1	0	0	0	7
Schizophrenia	22	22	0	0	0	0	5
Social Conditions	1,518	460	379	459	0	42	359
Substance Related	895	65	805	0	0	4	116
Deferred/No Diagnosis	134	83	28	22	0	4	5
County of Residence							
Adair	29	24	3	4	0	0	0
Alfalfa	7	7	0	0	0	2	0
Atoka	27	5	13	3	0	0	11
Beaver	2	2	0	0	0	1	0
Beckham	77	61	3	2	0	0	28
Blaine	98	84	1	1	0	0	54
Bryan	114	87	8	22	0	0	3
Caddo	135	60	38	2	0	7	37
Canadian	192	171	9	12	0	0	21
Carter	54	36	2	9	0	0	15
Cherokee	82	56	8	24	0	0	3
Choctaw	37	22	14	2	0	0	1
Cleveland	373	247	116	13	0	0	19
Coal	28	3	4	2	0	0	20
Comanche	107	69	12	17	0	0	17
Cotton	6	4	1	0	0	0	1
Craig	40	36	1	2	0	0	2
Creek	43	32	9	1	0	1	3

Notes: The same client may be counted in more than one category, e.g., clients can receive services under more than one contract source, in more than one "County of Residence," or may have multiple "Other Indicators." Please see Definition page for other considerations.

Oklahoma Department of Mental Health and Substance Abuse Services

Counts of Admitted Clients Served by Funding Source for Various Categories During FY1997

Age: 12 to 17

	Funding Source						
	Total	Mental Health	Substance Abuse	Domestic Violence	Residential Care	Medicaid	Other
Custer	61	51	3	5	0	0	12
Delaware	120	102	8	1	0	0	20
Dewey	8	8	0	0	0	1	0
Ellis	6	6	0	0	0	4	0
Garfield	127	93	11	21	0	0	15
Garvin	68	52	2	0	0	0	23
Grady	152	105	41	7	0	9	5
Greer	21	20	1	1	0	0	0
Harmon	3	1	0	2	0	0	0
Harper	4	3	0	0	0	0	1
Haskell	10	5	1	0	0	0	4
Hughes	8	6	1	1	0	0	1
Jackson	32	15	4	14	0	0	1
Jefferson	8	1	1	0	0	0	6
Johnston	50	35	10	4	0	0	13
Kay	194	145	3	10	0	0	76
Kingfisher	25	20	0	0	0	0	5
Kiowa	35	32	2	0	0	0	4
Latimer	48	14	12	1	0	0	25
LeFlore	64	31	28	6	0	0	0
Lincoln	112	24	10	2	0	0	95
Logan	105	36	67	1	0	1	6
Love	25	16	0	1	0	1	10
Major	8	8	0	0	0	1	1
Marshall	33	29	6	1	0	0	0
Mayes	96	86	7	0	0	0	16
McClain	27	19	7	1	0	0	0
McCurtain	85	32	37	17	0	0	2
McIntosh	112	48	38	0	0	1	87
Murray	19	17	0	0	0	0	2
Muskogee	560	318	43	16	0	37	411
Noble	47	32	0	2	0	0	20
Nowata	23	19	3	0	0	0	1
Okfuskee	23	19	3	0	0	0	1
Oklahoma	1,171	634	266	69	0	5	434
Okmulgee	124	99	8	2	0	0	24
Osage	105	68	2	6	0	0	66
Ottawa	141	109	15	8	0	4	34
Pawnee	30	20	4	0	0	0	10
Payne	189	99	28	28	0	0	98
Pittsburgh	98	50	37	2	0	3	36
Pontotoc	93	79	9	11	0	0	2
Pottawatomie	140	44	25	9	0	0	103
Pushmataha	15	7	4	2	0	0	3
Roger Mills	1	1	0	0	0	0	1
Rogers	88	61	21	3	0	0	11
Seminole	114	40	15	5	0	0	72
Sequoyah	94	89	4	5	0	0	0
Stephens	10	3	1	6	0	0	0
Texas	40	28	1	6	0	7	10
Tillman	8	3	0	2	0	1	5
Tulsa	750	340	336	41	0	11	129
Wagoner	41	24	13	0	0	2	9

Notes: The same client may be counted in more than one category, e.g., clients can receive services under more than one contract source, in more than one "County of Residence," or may have multiple "Other Indicators." Please see Definition page for other considerations.

Oklahoma Department of Mental Health and Substance Abuse Services
Counts of Admitted Clients Served by Funding Source for Various Categories During FY1997
Age: 12 to 17

	Total	Funding Source					Other
		Mental Health	Substance Abuse	Domestic Violence	Residential Care	Medicaid	
Washington	189	129	47	15	0	0	7
Washita	39	31	0	5	0	0	11
Woods	24	22	2	0	0	7	0
Woodward	56	47	2	5	0	16	2
Out of State/Unknown	35	1	2	31	0	0	1
Other Indicators							
Dual Diagnosis	101	95	6	0	0	2	12
Homeless	326	101	7	147	0	11	111
SED (6-17)	2,904	2,357	90	2	0	66	1,037
SMI (If ever)	400	312	62	10	0	9	91

Notes: The same client may be counted in more than one category, e.g., clients can receive services under more than one contract source, in more than one "County of Residence," or may have multiple "Other Indicators." Please see Definition page for other considerations.

Oklahoma Department of Mental Health and Substance Abuse Services

Counts of Admitted Clients Served by Funding Source for Various Categories During FY1997

Age: 18 to 64

	Total	Funding Source					
		Mental Health	Substance Abuse	Domestic Violence	Residential Care	Medicaid	Other
Total							
Unduplicated Count	48,664	30,003	17,227	5,144	1,039	657	5,550
Agency Type							
Community Mental Health	32,042	28,680	5,690	0	0	596	4,206
Domestic Violence and Sexual Assault	5,492	10	601	5,109	0	0	34
Hospital	3,114	3,114	0	0	0	0	0
Other	535	208	302	37	0	0	7
Residential Care	1,052	18	0	0	1,039	0	0
Substance Abuse	12,472	69	11,734	0	0	61	1,334
Sex							
Female	25,436	16,669	6,135	4,324	381	438	3,267
Male	23,228	13,334	11,092	820	658	219	2,283
Age							
18-20	2,830	1,519	1,077	402	8	26	292
21-24	4,245	2,291	1,571	715	34	45	475
25-34	14,400	7,874	5,933	2,039	141	143	1,635
35-44	15,635	9,546	5,939	1,436	359	201	1,764
45-54	7,928	5,830	2,088	449	291	129	868
55-64	3,626	2,943	619	103	206	113	516
Race							
White	37,918	24,434	12,661	3,754	792	544	3,949
Black	5,988	3,185	2,409	643	163	74	1,131
Native American	4,037	1,857	1,892	481	66	24	335
Hispanic	1,332	689	441	255	24	14	130
Asian	199	144	41	28	4	1	16
Presenting Problem/Diagnosis							
Alcohol Abuse	7,134	1,403	6,161	29	7	40	529
Developmental Disorder	695	330	13	82	225	14	98
Mood Disorder	15,409	14,011	2,156	45	242	266	1,810
Non Alcohol/Drug Related Organic	496	443	35	0	0	16	88
Other Non-Psychotic	4,740	4,253	398	0	0	54	758
Other Psychotic	4,025	3,611	483	5	323	75	325
Personality Disorder	465	418	80	0	0	3	58
Schizophrenia	4,838	4,601	464	0	0	113	732
Social Conditions	7,626	1,385	1,234	4,839	211	26	465
Substance Related	7,947	1,304	6,913	25	4	47	717
Deferred/No Diagnosis	572	59	307	129	74	3	16
County of Residence							
Adair	248	196	88	16	27	3	6
Alfalfa	72	47	17	4	0	18	2
Atoka	289	129	157	7	1	0	52
Beaver	50	31	15	3	0	4	0
Beckham	485	378	124	22	2	0	5
Blaine	208	142	63	12	0	0	5
Bryan	706	476	139	117	0	1	44
Caddo	298	187	115	20	0	1	8
Canadian	867	692	123	67	12	6	16
Carter	744	571	138	77	0	0	62
Cherokee	709	508	175	106	91	11	11
Choctaw	341	152	144	60	1	1	17

Notes: The same client may be counted in more than one category, e.g., clients can receive services under more than one contract source, in more than one "County of Residence," or may have multiple "Other Indicators." Please see Definition page for other considerations.

Oklahoma Department of Mental Health and Substance Abuse Services

Counts of Admitted Clients Served by Funding Source for Various Categories During FY1997

Age: 18 to 64

	Funding Source						
	Total	Mental Health	Substance Abuse	Domestic Violence	Residential Care	Medicaid	Other
Cimarron	34	17	16	1	1	5	1
Cleveland	2,538	1,544	726	198	107	5	194
Coal	137	58	68	8	1	0	21
Comanche	1,313	874	392	200	34	0	36
Cotton	90	34	48	10	1	0	4
Craig	582	485	66	8	170	1	32
Creek	705	449	237	50	0	1	13
Custer	564	466	90	43	0	0	8
Delaware	390	236	114	23	12	0	45
Dewey	82	52	15	13	5	4	1
Ellis	50	40	7	5	0	9	0
Garfield	1,003	568	268	161	0	3	221
Garvin	429	381	57	18	0	2	17
Grady	884	651	146	128	1	5	10
Grant	47	32	8	4	0	0	8
Greer	130	86	48	3	0	1	0
Harmon	39	16	16	10	0	0	0
Harper	55	40	7	5	0	21	0
Haskell	158	132	24	5	0	0	4
Hughes	194	145	44	5	3	0	4
Jackson	420	167	134	150	2	1	3
Jefferson	67	32	31	3	0	0	5
Johnston	248	174	67	14	0	0	11
Kay	1,030	775	220	65	1	4	141
Kingfisher	121	105	50	3	0	0	2
Kiowa	215	162	50	20	0	0	4
Latimer	182	114	53	5	6	0	13
LeFlore	527	411	48	95	1	0	12
Lincoln	287	111	68	22	3	1	153
Logan	368	206	163	19	0	2	13
Love	124	100	22	6	0	0	6
Major	75	58	11	4	0	18	3
Marshall	212	165	43	14	0	1	10
Mayes	542	344	142	5	76	4	30
McClain	180	129	49	9	1	0	2
McCurtain	672	293	257	145	7	1	21
McIntosh	369	177	99	6	57	11	126
Murray	231	187	41	12	4	0	9
Muskogee	1,694	1,152	298	107	29	108	625
Noble	216	117	86	14	8	2	14
Nowata	145	81	50	17	0	0	12
Okfuskee	338	256	54	1	103	0	8
Oklahoma	9,301	5,300	3,545	820	82	130	1,858
Okmulgee	617	405	187	12	25	5	57
Osage	413	244	170	20	0	1	64
Ottawa	495	314	128	34	1	0	76
Pawnee	268	121	114	38	0	2	32
Payne	1,193	652	375	239	0	4	123
Pittsburgh	825	614	203	11	30	0	31
Pontotoc	809	470	174	209	21	11	50
Pottawatomie	824	277	350	71	2	2	275
Pushmataha	216	105	82	30	0	0	17
Roger Mills	40	26	17	1	0	0	1

Notes: The same client may be counted in more than one category, e.g., clients can receive services under more than one contract source, in more than one "County of Residence," or may have multiple "Other Indicators." Please see Definition page for other considerations.

Oklahoma Department of Mental Health and Substance Abuse Services

Counts of Admitted Clients Served by Funding Source for Various Categories During FY1997

Age: 18 to 64

	Total	Funding Source					Other
		Mental Health	Substance Abuse	Domestic Violence	Residential Care	Medicaid	
Rogers	687	392	286	20	46	2	63
Seminole	589	400	147	29	16	4	46
Sequoyah	549	486	151	9	20	2	10
Stephens	453	280	193	39	27	0	17
Texas	325	186	109	45	0	55	4
Tillman	93	45	33	14	0	0	7
Tulsa	8,178	4,294	5,046	705	38	14	701
Wagoner	463	334	190	31	9	10	10
Washington	1,141	511	319	425	1	0	40
Washita	162	128	28	13	0	0	3
Woods	147	134	17	1	0	48	0
Woodward	478	364	76	64	5	111	0
Out of State/Unknown	557	185	205	197	3	1	13
Other Indicators							
Dual Diagnosis	4,936	4,353	1,397	0	0	75	533
Homeless	4,202	1,966	1,719	951	59	21	164
SMI (If ever)	23,667	20,511	5,273	737	1,033	535	3,158

Notes: The same client may be counted in more than one category, e.g., clients can receive services under more than one contract source, in more than one "County of Residence," or may have multiple "Other Indicators." Please see Definition page for other considerations.

Oklahoma Department of Mental Health and Substance Abuse Services

Counts of Admitted Clients Served by Funding Source for Various Categories During FY1997

Age: 55 or older

	Total	Funding Source					
		Mental Health	Substance Abuse	Domestic Violence	Residential Care	Medicaid	Other
Total							
Unduplicated Count	6,317	5,078	813	142	356	231	1,266
Agency Type							
Community Mental Health	5,597	4,929	416	0	0	227	1,206
Domestic Violence and Sexual Assault	149	2	12	141	0	0	2
Hospital	290	290	0	0	0	0	0
Other	23	9	17	1	0	0	1
Residential Care	357	1	0	0	356	0	0
Substance Abuse	439	2	405	0	0	4	58
Sex							
Female	4,085	3,397	286	120	199	171	903
Male	2,232	1,681	527	22	157	60	363
Age							
55-64	3,626	2,943	619	103	206	113	516
65-74	1,619	1,378	148	28	118	70	316
75-84	735	558	40	10	30	30	252
85+	337	199	6	1	2	18	182
Race							
White	5,297	4,343	650	114	298	201	984
Black	657	459	90	9	40	24	224
Native American	292	202	62	10	13	1	42
Hispanic	103	79	12	7	6	5	16
Asian	14	10	1	2	0	0	1
Presenting Problem/Diagnosis							
Alcohol Abuse	535	161	429	0	2	7	71
Developmental Disorder	107	32	0	4	68	1	5
Mood Disorder	2,515	2,213	143	6	77	98	439
Non Alcohol/Drug Related Organic	394	266	14	0	0	16	182
Other Non-Psychotic	647	554	26	0	0	28	205
Other Psychotic	661	544	37	0	100	26	73
Personality Disorder	37	31	8	0	0	1	7
Schizophrenia	1,364	1,274	51	0	0	47	241
Social Conditions	375	90	57	125	88	5	34
Substance Related	94	34	62	0	0	0	9
Deferred/No Diagnosis	53	10	8	7	28	2	4
County of Residence							
Adair	39	34	4	0	13	1	1
Alfalfa	20	13	1	0	0	11	0
Atoka	30	23	7	0	0	0	2
Beaver	6	5	0	1	0	0	0
Beckham	44	41	4	0	0	0	0
Blaine	21	17	4	1	0	0	0
Bryan	72	64	7	2	0	0	4
Caddo	30	27	6	0	0	0	0
Canadian	135	130	2	2	6	3	3
Carter	108	99	2	5	0	0	4
Cherokee	71	64	10	1	15	2	0
Choctaw	40	28	9	3	0	0	1
Cimarron	5	3	1	0	1	1	0
Cleveland	276	223	26	6	38	0	25

Notes: The same client may be counted in more than one category, e.g., clients can receive services under more than one contract source, in more than one "County of Residence," or may have multiple "Other Indicators." Please see Definition page for other considerations.

Oklahoma Department of Mental Health and Substance Abuse Services

Counts of Admitted Clients Served by Funding Source for Various Categories During FY1997

Age: 55 or older

	Funding Source						
	Total	Mental Health	Substance Abuse	Domestic Violence	Residential Care	Medicaid	Other
Coal	8	4	3	0	0	0	1
Comanche	138	99	27	8	20	0	4
Cotton	4	4	0	0	0	0	0
Craig	163	149	1	0	94	0	11
Creek	109	97	15	1	2	0	0
Custer	68	63	5	1	0	0	1
Delaware	66	51	7	0	4	0	10
Dewey	14	10	0	1	3	2	0
Ellis	9	9	2	0	0	4	0
Garfield	81	63	11	5	1	0	9
Garvin	57	56	2	0	0	0	1
Grady	67	62	3	3	1	0	0
Grant	21	21	0	0	0	0	0
Greer	23	16	8	0	0	0	0
Harmon	4	2	1	1	0	0	0
Harper	19	12	0	0	0	18	0
Haskell	30	27	1	1	1	0	2
Hughes	56	53	1	0	0	0	2
Jackson	39	31	5	4	0	0	0
Jefferson	4	4	1	0	0	0	0
Johnston	24	20	3	1	0	0	0
Kay	145	87	8	3	0	0	57
Kingfisher	24	24	2	0	0	0	0
Kiowa	22	21	1	1	0	0	0
Latimer	24	21	3	0	0	0	0
LeFlore	67	64	1	3	0	0	1
Lincoln	143	21	3	0	1	0	135
Logan	21	16	4	1	0	0	0
Love	12	12	0	0	0	0	0
Major	13	12	1	0	0	7	0
Marshall	39	39	0	0	0	1	0
Mayes	81	66	5	0	12	1	5
McClain	24	21	3	1	0	0	0
McCurtain	65	45	17	3	0	0	5
McIntosh	40	27	4	0	5	0	13
Murray	39	34	9	0	0	0	0
Muskogee	206	138	11	2	17	28	109
Noble	36	25	8	0	3	0	0
Nowata	28	25	1	1	0	0	8
Okfuskee	56	50	2	0	20	0	0
Oklahoma	1,413	1,106	194	22	21	89	616
Okmulgee	105	93	5	0	8	0	0
Osage	62	35	16	0	0	0	26
Ottawa	59	49	3	1	1	0	11
Pawnee	28	19	12	0	0	0	5
Payne	90	80	11	3	0	0	12
Pittsburgh	144	122	12	0	13	0	2
Pontotoc	106	96	8	5	5	4	4
Pottawatomie	128	41	11	1	0	0	101
Pushmataha	23	21	1	1	0	0	1
Roger Mills	5	2	3	0	0	0	0
Rogers	92	82	5	1	18	0	7
Seminole	126	121	5	0	3	0	1

Notes: The same client may be counted in more than one category, e.g., clients can receive services under more than one contract source, in more than one "County of Residence," or may have multiple "Other Indicators." Please see Definition page for other considerations.

Oklahoma Department of Mental Health and Substance Abuse Services

Counts of Admitted Clients Served by Funding Source for Various Categories During FY1997

Age: 55 or older

	Funding Source						Other
	Total	Mental Health	Substance Abuse	Domestic Violence	Residential Care	Medicaid	
Sequoyah	82	79	9	1	4	1	0
Stephens	44	39	6	0	6	0	3
Texas	32	25	6	1	0	11	0
Tillman	23	21	1	1	0	0	0
Tulsa	673	540	242	12	21	1	58
Wagoner	47	41	4	0	3	0	2
Washington	115	86	9	21	0	0	5
Washita	26	24	2	0	0	0	0
Woods	29	28	0	0	0	17	0
Woodward	66	54	5	2	2	29	0
Out of State/Unknown	28	15	5	9	1	0	0
Other Indicators							
Dual Diagnosis	320	286	79	0	0	12	55
Homeless	309	216	75	17	25	6	10
SMI (If ever)	4,345	3,959	306	17	350	195	750

Notes: The same client may be counted in more than one category, e.g., clients can receive services under more than one contract source, in more than one "County of Residence," or may have multiple "Other Indicators." Please see Definition page for other considerations.

Oklahoma Department of Mental Health and Substance Abuse Services

Counts of Admitted Clients Served by Funding Source for Various Categories During FY1997

Age: 65 or older

	Total	Funding Source					
		Mental Health	Substance Abuse	Domestic Violence	Residential Care	Medicaid	Other
Total							
Unduplicated Count	2,691	2,135	194	39	150	118	750
Agency Type							
Community Mental Health	2,495	2,073	120	0	0	117	742
Domestic Violence and Sexual Assault	43	0	4	39	0	0	1
Hospital	90	90	0	0	0	0	0
Other	11	5	9	0	0	0	1
Residential Care	151	1	0	0	150	0	0
Substance Abuse	70	2	64	0	0	1	6
Sex							
Female	1,928	1,525	89	35	91	97	592
Male	763	610	105	4	59	21	158
Age							
65-74	1,619	1,378	148	28	118	70	316
75-84	735	558	40	10	30	30	252
85+	337	199	6	1	2	18	182
Race							
White	2,282	1,846	160	34	126	102	588
Black	279	185	17	0	17	13	134
Native American	94	67	12	3	3	1	19
Hispanic	45	38	5	1	4	2	10
Asian	4	3	0	1	0	0	0
Presenting Problem/Diagnosis							
Alcohol Abuse	116	53	82	0	1	3	18
Developmental Disorder	47	13	0	3	30	0	1
Mood Disorder	1,044	863	39	1	24	50	256
Non Alcohol/Drug Related Organic	295	183	10	0	0	12	158
Other Non-Psychotic	349	279	12	0	0	19	149
Other Psychotic	262	207	10	0	38	10	43
Personality Disorder	15	12	3	0	0	0	3
Schizophrenia	554	516	15	0	0	21	97
Social Conditions	135	34	18	31	41	2	20
Substance Related	12	7	6	0	0	0	3
Deferred/No Diagnosis	29	6	0	4	18	1	3
County of Residence							
Adair	15	14	1	0	6	0	0
Alfalfa	10	8	0	0	0	5	0
Atoka	15	13	2	0	0	0	0
Beaver	1	0	0	1	0	0	0
Beckham	8	8	0	0	0	0	0
Blaine	9	9	0	0	0	0	0
Bryan	32	31	0	1	0	0	0
Caddo	11	11	0	0	0	0	0
Canadian	67	65	1	0	4	1	1
Carter	35	33	0	1	0	0	1
Cherokee	19	19	3	0	5	0	0
Choctaw	11	9	0	2	0	0	0
Cimarron	1	0	1	0	0	0	0
Cleveland	107	89	4	3	15	0	16
Comanche	60	43	7	4	14	0	0

Notes: The same client may be counted in more than one category, e.g., clients can receive services under more than one contract source, in more than one "County of Residence," or may have multiple "Other Indicators." Please see Definition page for other considerations.

Oklahoma Department of Mental Health and Substance Abuse Services

Counts of Admitted Clients Served by Funding Source for Various Categories During FY1997

Age: 65 or older

	Funding Source						
	Total	Mental Health	Substance Abuse	Domestic Violence	Residential Care	Medicaid	Other
Cotton	3	3	0	0	0	0	0
Craig	80	74	0	0	45	0	4
Creek	43	41	3	0	2	0	0
Custer	25	25	0	0	0	0	0
Delaware	37	31	2	0	2	0	4
Dewey	7	6	0	0	1	2	0
Ellis	4	4	0	0	0	2	0
Garfield	24	22	1	0	1	0	0
Garvin	17	17	0	0	0	0	0
Grady	23	21	1	1	0	0	0
Grant	13	13	0	0	0	0	0
Greer	9	5	4	0	0	0	0
Harmon	2	1	1	0	0	0	0
Harper	6	3	0	0	0	5	0
Haskell	13	12	0	0	1	0	0
Hughes	24	24	0	0	0	0	0
Jackson	14	12	2	0	0	0	0
Jefferson	1	1	0	0	0	0	0
Johnston	9	7	2	0	0	0	0
Kay	73	29	0	1	0	0	48
Kingfisher	8	8	0	0	0	0	0
Kiowa	4	4	0	0	0	0	0
Latimer	5	5	0	0	0	0	0
LeFlore	22	21	0	1	0	0	1
Lincoln	115	12	2	0	0	0	110
Logan	4	3	1	0	0	0	0
Love	8	8	0	0	0	0	0
Major	6	6	0	0	0	3	0
Marshall	13	13	0	0	0	0	0
Mayes	37	32	2	0	3	0	3
McClain	4	4	0	0	0	0	0
McCurtain	12	11	1	0	0	0	0
McIntosh	9	7	1	0	1	0	3
Murray	12	11	3	0	0	0	0
Muskogee	68	38	3	0	5	11	42
Noble	19	16	2	0	1	0	0
Nowata	13	13	0	0	0	0	3
Okfuskee	16	15	1	0	4	0	0
Oklahoma	710	562	61	1	10	60	401
Okmulgee	56	53	1	0	3	0	0
Osage	31	12	6	0	0	0	16
Ottawa	30	27	0	1	1	0	5
Pawnee	10	7	4	0	0	0	1
Payne	36	34	2	0	0	0	3
Pittsburgh	59	48	7	0	4	0	1
Pontotoc	49	44	2	4	2	1	1
Pottawatomie	70	13	1	0	0	0	66
Pushmataha	8	7	0	1	0	0	0
Roger Mills	1	1	0	0	0	0	0
Rogers	44	41	0	0	8	0	1
Seminole	68	67	1	0	0	0	1
Sequoyah	20	20	2	0	0	0	0
Stephens	20	18	3	0	2	0	1

Notes: The same client may be counted in more than one category, e.g., clients can receive services under more than one contract source, in more than one "County of Residence," or may have multiple "Other Indicators." Please see Definition page for other considerations.

Oklahoma Department of Mental Health and Substance Abuse Services

Counts of Admitted Clients Served by Funding Source for Various Categories During FY1997

Age: 65 or older

	Funding Source						
	Total	Mental Health	Substance Abuse	Domestic Violence	Residential Care	Medicaid	Other
Texas	12	11	1	0	0	5	0
Tillman	11	11	0	0	0	0	0
Tulsa	186	159	51	1	9	0	14
Wagoner	19	18	0	0	0	0	2
Washington	47	31	3	13	0	0	2
Washita	12	12	0	0	0	0	0
Woods	15	14	0	0	0	10	0
Woodward	21	17	1	0	0	13	0
Out of State/Unknown	8	4	0	3	1	0	0
Other Indicators							
Dual Diagnosis	47	41	9	0	0	3	13
Homeless	83	67	5	5	8	2	2
SMI (If ever)	1,750	1,573	81	1	144	95	376

Notes: The same client may be counted in more than one category, e.g., clients can receive services under more than one contract source, in more than one "County of Residence," or may have multiple "Other Indicators." Please see Definition page for other considerations.

Oklahoma Department of Mental Health and Substance Abuse Services

Counts of Admitted Clients Served by Funding Source for Various Categories During FY1997

Age: Under 21

	Total	Funding Source					
		Mental Health	Substance Abuse	Domestic Violence	Residential Care	Medicaid	Other
Total							
Unduplicated Count	18,880	10,117	3,227	3,486	8	261	5,106
Agency Type							
Community Mental Health	12,366	9,743	364	0	0	203	4,445
Domestic Violence and Sexual Assault	3,495	2	47	3,485	0	0	0
Hospital	408	408	0	0	0	0	0
Other	207	192	14	1	0	0	3
Residential Care	8	0	0	0	8	0	0
Substance Abuse	3,255	7	2,851	0	0	58	686
Sex							
Female	8,757	4,477	1,286	1,994	2	113	2,370
Male	10,123	5,640	1,941	1,492	6	148	2,736
Age							
0-04	2,635	645	301	1,286	0	24	720
05-17	13,415	7,953	1,849	1,798	0	211	4,094
18-20	2,830	1,519	1,077	402	8	26	292
Race							
White	12,906	7,366	2,223	2,055	5	192	3,171
Black	3,081	1,259	490	779	1	45	1,193
Native American	2,110	1,065	414	354	0	19	548
Hispanic	948	464	117	292	2	5	202
Asian	71	29	8	29	0	0	13
Presenting Problem/Diagnosis							
Alcohol Abuse	477	58	408	3	0	1	42
Developmental Disorder	3,909	3,033	73	18	2	58	1,471
Mood Disorder	2,866	2,561	134	9	4	32	581
Non Alcohol/Drug Related Organic	41	33	0	0	0	1	15
Other Non-Psychotic	4,294	2,985	92	0	0	54	1,862
Other Psychotic	262	233	38	1	1	5	30
Personality Disorder	47	35	10	0	0	0	13
Schizophrenia	106	101	16	0	0	2	9
Social Conditions	5,896	1,133	972	3,268	1	80	982
Substance Related	1,614	197	1,433	1	0	11	166
Deferred/No Diagnosis	435	92	128	198	0	17	16
County of Residence							
Adair	68	38	13	20	0	0	6
Alfalfa	20	17	0	3	0	5	0
Atoka	51	13	24	8	0	0	18
Beaver	6	4	1	1	0	2	0
Beckham	162	122	10	17	0	0	40
Blaine	212	173	7	6	0	0	93
Bryan	338	225	20	104	0	0	9
Caddo	232	123	49	14	0	7	50
Canadian	526	403	25	92	0	0	39
Carter	199	126	14	53	0	0	30
Cherokee	229	115	14	110	0	0	7
Choctaw	103	48	31	25	0	0	4
Cimarron	1	0	1	0	0	0	0
Cleveland	760	485	213	63	0	0	36
Coal	77	13	25	7	0	0	37

Notes: The same client may be counted in more than one category, e.g., clients can receive services under more than one contract source, in more than one "County of Residence," or may have multiple "Other Indicators." Please see Definition page for other considerations.

Oklahoma Department of Mental Health and Substance Abuse Services

Counts of Admitted Clients Served by Funding Source for Various Categories During FY1997

Age: Under 21

	Funding Source						
	Total	Mental Health	Substance Abuse	Domestic Violence	Residential Care	Medicaid	Other
Comanche	409	207	30	155	0	0	37
Cotton	25	10	6	5	0	0	6
Craig	102	84	5	8	1	0	7
Creek	113	67	20	26	0	2	7
Custer	216	147	13	41	0	0	33
Delaware	279	207	18	35	0	0	41
Dewey	22	14	1	7	0	1	0
Ellis	12	11	0	1	0	6	0
Garfield	501	321	45	127	0	9	56
Garvin	205	172	7	2	0	0	45
Grady	424	214	104	108	0	25	10
Grant	8	4	0	3	0	0	1
Greer	35	28	6	2	0	0	0
Harmon	9	1	0	8	0	0	0
Harper	12	6	0	4	0	1	1
Haskell	25	14	6	1	0	0	4
Hughes	22	16	2	4	0	0	1
Jackson	132	29	25	78	0	2	5
Jefferson	19	5	3	0	0	0	12
Johnston	120	86	18	15	0	0	24
Kay	577	352	26	63	0	2	264
Kingfisher	48	41	1	1	0	1	7
Kiowa	83	62	7	11	0	0	10
Latimer	83	18	19	5	1	0	44
LeFlore	176	70	42	70	0	0	8
Lincoln	232	44	21	14	0	0	188
Logan	204	76	102	19	0	3	13
Love	69	51	2	5	0	1	25
Major	28	23	0	3	0	3	3
Marshall	80	57	14	12	0	0	4
Mayes	230	197	17	4	2	0	36
McClain	65	48	14	3	0	0	2
McCurtain	248	93	76	83	0	0	6
McIntosh	195	71	63	7	0	5	147
Murray	59	43	3	12	0	0	3
Muskogee	1,135	571	109	85	1	72	802
Noble	131	72	10	30	0	0	36
Nowata	66	43	10	11	0	0	4
Okfuskee	46	33	6	6	0	0	3
Oklahoma	3,438	1,703	568	631	1	21	1,280
Okmulgee	264	198	35	11	0	0	46
Osage	225	121	27	18	0	0	111
Ottawa	338	220	30	42	0	4	82
Pawnee	100	52	13	13	0	0	31
Payne	526	196	89	166	0	0	191
Pittsburgh	233	131	71	20	0	3	57
Pontotoc	257	163	26	76	0	0	16
Pottawatomie	360	97	55	42	0	0	249
Pushmataha	46	18	17	8	0	0	5
Roger Mills	8	5	2	1	0	0	1
Rogers	222	137	55	12	1	1	42
Seminole	270	99	30	16	0	0	156
Sequoyah	142	125	12	11	0	0	1

Notes: The same client may be counted in more than one category, e.g., clients can receive services under more than one contract source, in more than one "County of Residence," or may have multiple "Other Indicators." Please see Definition page for other considerations.

Oklahoma Department of Mental Health and Substance Abuse Services

Counts of Admitted Clients Served by Funding Source for Various Categories During FY1997

Age: Under 21

	Funding Source						
	Total	Mental Health	Substance Abuse	Domestic Violence	Residential Care	Medicaid	Other
Stephens	73	24	20	33	1	0	3
Texas	113	44	11	43	0	9	22
Tillman	19	6	3	8	0	1	5
Tulsa	2,162	905	742	369	0	37	514
Wagoner	107	54	28	24	0	4	17
Washington	477	297	82	108	0	0	13
Washita	83	60	4	11	0	0	21
Woods	56	44	11	1	0	9	0
Woodward	143	76	23	39	0	25	5
Out of State/Unknown	278	12	28	240	0	0	9
Other Indicators							
Dual Diagnosis	320	291	62	0	0	7	21
Homeless	1,823	295	138	1,147	0	31	376
SED (6-17)	4,873	3,958	95	6	0	101	1,780
SMI (If ever)	1,240	1,030	296	50	8	21	188

Notes: The same client may be counted in more than one category, e.g., clients can receive services under more than one contract source, in more than one "County of Residence," or may have multiple "Other Indicators." Please see Definition page for other considerations.

Oklahoma Department of Mental Health and Substance Abuse Services

Counts of Admitted Clients Served by Funding Source for Various Categories During FY1997

Current Residence: Residential Care Facility

	Total	Funding Source					Other
		Mental Health	Substance Abuse	Domestic Violence	Residential Care	Medicaid	
Total							
Unduplicated Count	2,450	1,942	123	50	950	95	329
Agency Type							
Community Mental Health	1,956	1,851	80	0	0	59	304
Domestic Violence and Sexual Assault	51	0	5	50	0	0	0
Hospital	187	187	0	0	0	0	0
Other	3	0	3	0	0	0	0
Residential Care	958	12	0	0	950	0	0
Substance Abuse	81	2	35	0	0	36	25
Sex							
Female	1,036	795	43	38	388	57	129
Male	1,414	1,147	80	12	562	38	200
Age							
0-04	35	8	9	10	0	3	9
05-17	175	110	6	10	0	18	78
18-20	41	32	1	1	7	2	9
21-24	99	76	13	4	26	3	9
25-34	332	270	31	6	102	14	31
35-44	674	542	32	12	283	21	59
45-54	522	425	19	6	237	13	56
55-64	330	279	9	1	169	16	53
65-74	185	151	2	0	99	5	22
75-84	53	46	1	0	25	0	3
85+	4	3	0	0	2	0	0
Race							
White	1,875	1,504	85	26	731	65	225
Black	377	285	23	11	142	18	58
Native American	194	130	12	4	55	8	35
Hispanic	70	35	3	9	25	4	9
Asian	12	8	0	0	4	0	3
Presenting Problem/Diagnosis							
Alcohol Abuse	54	25	19	1	6	8	7
Developmental Disorder	287	77	0	0	200	3	28
Mood Disorder	560	350	21	1	227	16	53
Non Alcohol/Drug Related Organic	63	60	1	0	0	3	6
Other Non-Psychotic	200	171	3	0	0	8	50
Other Psychotic	628	367	14	0	298	8	34
Personality Disorder	13	13	0	0	0	0	4
Schizophrenia	943	919	24	0	0	24	112
Social Conditions	274	31	9	47	178	4	22
Substance Related	60	24	24	1	4	10	9
Deferred/No Diagnosis	98	4	9	0	75	11	5
County of Residence							
Adair	44	28	5	0	31	1	0
Beckham	33	30	0	0	2	0	1
Blaine	1	1	0	0	0	0	0
Bryan	2	2	0	0	0	0	1
Caddo	4	4	0	0	0	0	0
Canadian	137	126	6	0	16	5	6
Carter	42	42	0	0	0	0	1

Notes: The same client may be counted in more than one category, e.g., clients can receive services under more than one contract source, in more than one "County of Residence," or may have multiple "Other Indicators." Please see Definition page for other considerations.

Oklahoma Department of Mental Health and Substance Abuse Services

Counts of Admitted Clients Served by Funding Source for Various Categories During FY1997

Current Residence: Residential Care Facility

	Funding Source						
	Total	Mental Health	Substance Abuse	Domestic Violence	Residential Care	Medicaid	Other
Cherokee	127	96	16	0	72	3	1
Choctaw	2	0	0	1	1	0	0
Cleveland	273	233	3	0	108	2	2
Coal	3	2	0	0	1	0	0
Comanche	83	59	5	2	33	0	3
Cotton	2	1	0	0	1	0	0
Craig	369	342	1	0	164	1	32
Creek	33	29	1	0	2	1	0
Custer	11	11	0	0	0	0	0
Delaware	24	11	0	0	11	0	5
Dewey	6	0	0	0	6	0	0
Garfield	30	10	0	8	1	9	8
Garvin	12	11	0	0	0	1	0
Grady	11	8	0	0	1	2	0
Greer	1	0	0	0	0	1	0
Haskell	1	1	0	0	0	0	0
Hughes	2	1	0	0	1	0	0
Jackson	8	5	1	0	0	2	0
Johnston	1	1	0	0	0	0	0
Kay	26	13	0	1	0	3	12
Kingfisher	1	1	0	0	0	0	0
Kiowa	6	6	0	0	0	0	0
Latimer	6	1	0	0	5	0	0
LeFlore	4	3	0	0	1	0	0
Lincoln	11	10	0	0	1	0	5
Logan	17	6	4	0	0	5	11
Love	1	1	0	0	0	0	0
Marshall	2	2	0	0	0	0	0
Mayes	93	36	1	0	71	0	2
McClain	2	2	0	0	0	0	0
McCurtain	7	4	0	0	3	0	0
McIntosh	54	11	0	0	41	0	5
Murray	4	0	0	0	4	0	0
Muskogee	99	63	0	1	30	21	74
Noble	8	0	0	0	8	0	0
Nowata	10	10	0	0	0	0	3
Okfuskee	169	141	0	0	98	0	1
Oklahoma	419	311	38	12	77	24	85
Okmulgee	50	32	1	0	15	0	4
Osage	5	4	1	0	0	0	3
Ottawa	13	11	0	0	2	0	0
Pawnee	1	1	0	0	0	0	0
Payne	25	17	1	0	0	1	10
Pittsburgh	42	24	0	0	21	0	0
Pontotoc	44	38	0	0	22	0	0
Pottawatomie	12	5	1	0	1	1	8
Rogers	61	52	1	0	29	0	7
Seminole	32	28	0	0	15	0	0
Sequoyah	52	44	3	0	17	0	0
Stephens	36	20	1	1	28	0	9
Texas	2	2	0	0	0	0	0
Tillman	2	2	0	0	0	0	0
Tulsa	155	108	32	20	42	0	29

Notes: The same client may be counted in more than one category, e.g., clients can receive services under more than one contract source, in more than one "County of Residence," or may have multiple "Other Indicators." Please see Definition page for other considerations.

Oklahoma Department of Mental Health and Substance Abuse Services
Counts of Admitted Clients Served by Funding Source for Various Categories During FY1997
Current Residence: Residential Care Facility

	Funding Source						
	Total	Mental Health	Substance Abuse	Domestic Violence	Residential Care	Medicaid	Other
Wagoner	12	6	1	1	5	0	0
Washington	3	1	0	2	0	0	1
Washita	1	0	0	0	0	0	1
Woods	1	1	0	0	0	1	0
Woodward	11	11	0	0	0	11	0
Out of State/Unknown	5	2	0	1	2	0	0
Other Indicators							
Dual Diagnosis	286	271	29	0	0	5	32
Homeless	55	8	2	13	34	0	1
SED (6-17)	84	65	0	0	0	2	46
SMI (If ever)	2,119	1,779	77	8	944	58	222

Notes: The same client may be counted in more than one category, e.g., clients can receive services under more than one contract source, in more than one "County of Residence," or may have multiple "Other Indicators." Please see Definition page for other considerations.

Oklahoma Department of Mental Health and Substance Abuse Services

Counts of Admitted Clients Served by Funding Source for Various Categories During FY1997 Deaf and Hearing Impaired

	Total	Funding Source					Other
		Mental Health	Substance Abuse	Domestic Violence	Residential Care	Medicaid	
Total							
Unduplicated Count	492	326	131	29	5	12	67
Agency Type							
Community Mental Health	376	290	83	0	0	10	61
Domestic Violence and Sexual Assault	31	0	2	29	0	0	1
Hospital	48	48	0	0	0	0	0
Residential Care	5	0	0	0	5	0	0
Substance Abuse	52	0	46	0	0	2	5
Sex							
Female	218	153	22	24	2	5	43
Male	274	173	109	5	3	7	24
Age							
0-04	4	2	2	0	0	0	0
05-17	43	29	4	5	0	0	11
18-20	15	12	4	1	0	1	0
21-24	33	16	13	4	0	1	4
25-34	91	52	34	8	0	1	4
35-44	97	61	33	4	3	1	7
45-54	80	58	24	4	0	4	9
55-64	46	30	14	2	1	2	7
65-74	36	33	2	1	1	0	5
75-84	25	18	0	0	0	0	10
85+	22	15	1	0	0	2	10
Race							
White	374	267	79	21	4	12	49
Black	36	21	9	3	0	0	8
Native American	64	26	39	2	1	0	7
Hispanic	17	12	4	2	0	0	3
Asian	1	0	0	1	0	0	0
Presenting Problem/Diagnosis							
Alcohol Abuse	67	22	60	0	0	1	0
Developmental Disorder	15	12	0	0	1	0	4
Mood Disorder	127	116	7	0	0	4	18
Non Alcohol/Drug Related Organic	16	10	0	0	0	0	6
Other Non-Psychotic	69	58	2	0	0	2	18
Other Psychotic	43	40	3	0	0	1	4
Personality Disorder	2	2	1	0	0	0	0
Schizophrenia	53	51	1	0	0	1	7
Social Conditions	52	8	9	28	1	2	8
Substance Related	52	11	47	0	0	1	1
Deferred/No Diagnosis	7	2	1	1	3	0	1
County of Residence							
Adair	6	3	3	1	0	0	0
Atoka	4	2	1	0	0	0	2
Beaver	1	1	0	0	0	0	0
Beckham	9	9	0	0	0	0	0
Blaine	8	5	3	0	0	0	1
Bryan	8	7	1	0	0	0	0
Caddo	3	3	1	0	0	0	0
Canadian	7	7	0	0	0	0	0

Notes: The same client may be counted in more than one category, e.g., clients can receive services under more than one contract source, in more than one "County of Residence," or may have multiple "Other Indicators." Please see Definition page for other considerations.

Oklahoma Department of Mental Health and Substance Abuse Services

Counts of Admitted Clients Served by Funding Source for Various Categories During FY1997

Deaf and Hearing Impaired

	Funding Source						
	Total	Mental Health	Substance Abuse	Domestic Violence	Residential Care	Medicaid	Other
Carter	7	6	0	1	0	0	0
Cherokee	17	10	12	0	0	1	0
Choctaw	1	1	0	0	0	0	0
Cimarron	1	0	0	1	0	0	0
Cleveland	19	13	2	2	0	0	4
Coal	3	1	1	1	0	0	0
Comanche	3	1	0	2	0	0	0
Cotton	2	0	0	2	0	0	0
Craig	12	10	1	0	1	0	0
Creek	2	2	0	0	0	0	0
Custer	8	6	3	0	0	0	0
Delaware	7	2	5	0	0	0	0
Garfield	8	4	1	2	0	0	1
Garvin	2	2	1	0	0	0	0
Grady	12	6	2	3	0	2	0
Greer	1	1	0	0	0	0	0
Harper	2	1	0	0	0	1	0
Haskell	4	2	2	0	0	0	0
Hughes	2	2	0	0	0	0	0
Jackson	4	0	3	1	0	0	0
Kay	6	4	0	0	0	0	4
Kingfisher	4	4	1	0	0	0	0
Kiowa	1	1	0	0	0	0	0
Latimer	3	2	0	0	0	0	1
LeFlore	5	5	1	0	0	0	0
Lincoln	11	3	1	0	0	0	9
Logan	3	3	0	0	0	0	0
Major	1	0	1	0	0	0	0
Marshall	2	2	0	0	0	0	0
Mayes	10	9	2	0	0	0	0
McClain	1	1	0	0	0	0	0
McCurtain	4	3	1	0	0	0	0
McIntosh	8	5	5	0	0	0	2
Murray	10	10	1	0	0	0	0
Muskogee	9	2	4	0	0	0	3
Noble	3	3	0	0	0	0	0
Nowata	2	2	0	0	0	0	0
Okfuskee	2	2	0	0	0	0	0
Oklahoma	100	66	23	6	1	4	24
Okmulgee	9	7	2	1	0	0	0
Osage	3	1	0	0	0	0	2
Ottawa	3	3	1	0	0	0	1
Pawnee	2	2	0	0	0	0	0
Payne	3	2	0	1	0	0	0
Pittsburgh	7	5	0	0	2	0	0
Pontotoc	8	6	1	1	0	0	0
Pottawatomie	11	6	1	0	0	0	6
Pushmataha	1	1	0	0	0	0	0
Rogers	7	2	5	0	1	0	0
Seminole	7	4	1	0	0	0	2
Sequoyah	8	6	4	0	0	0	0
Stephens	6	3	3	0	0	0	0
Texas	4	3	0	1	0	2	0

Notes: The same client may be counted in more than one category, e.g., clients can receive services under more than one contract source, in more than one "County of Residence," or may have multiple "Other Indicators." Please see Definition page for other considerations.

Oklahoma Department of Mental Health and Substance Abuse Services
Counts of Admitted Clients Served by Funding Source for Various Categories During FY1997
Deaf and Hearing Impaired

	Funding Source						
	Total	Mental Health	Substance Abuse	Domestic Violence	Residential Care	Medicaid	
Tillman	2	1	1	0	0	0	0
Tulsa	52	33	24	2	0	0	5
Wagoner	6	3	5	0	0	0	0
Washington	7	6	0	1	0	0	0
Washita	2	2	0	0	0	0	0
Woodward	2	2	0	0	0	2	0
Out of State/Unknown	2	0	1	1	0	0	0
Other Indicators							
Dual Diagnosis	26	24	4	0	0	0	2
Homeless	53	21	26	11	1	1	0
SED (6-17)	13	10	0	0	0	0	6
SMI (If ever)	256	215	37	5	5	8	32

Notes: The same client may be counted in more than one category, e.g., clients can receive services under more than one contract source, in more than one "County of Residence," or may have multiple "Other Indicators." Please see Definition page for other considerations.

Oklahoma Department of Mental Health and Substance Abuse Services

Counts of Admitted Clients Served by Funding Source for Various Categories During FY1997 Detox Services

	Total	Funding Source					Other
		Mental Health	Substance Abuse	Domestic Violence	Residential Care	Medicaid	
Total							
Unduplicated Count	4,225	0	4,214	0	0	0	16
Agency Type							
Community Mental Health	274	0	274	0	0	0	0
Substance Abuse	3,997	0	3,986	0	0	0	16
Sex							
Female	1,270	0	1,264	0	0	0	7
Male	2,955	0	2,950	0	0	0	9
Age							
05-17	9	0	9	0	0	0	0
18-20	220	0	220	0	0	0	1
21-24	344	0	343	0	0	0	1
25-34	1,567	0	1,563	0	0	0	5
35-44	1,492	0	1,489	0	0	0	5
45-54	441	0	439	0	0	0	3
55-64	123	0	122	0	0	0	1
65-74	28	0	28	0	0	0	0
75-84	1	0	1	0	0	0	0
Race							
White	2,907	0	2,900	0	0	0	10
Black	817	0	814	0	0	0	4
Native American	460	0	458	0	0	0	2
Hispanic	65	0	65	0	0	0	0
Asian	7	0	7	0	0	0	0
Presenting Problem/Diagnosis							
Alcohol Abuse	2,118	0	2,115	0	0	0	6
Mood Disorder	34	0	34	0	0	0	0
Non Alcohol/Drug Related Organic	1	0	1	0	0	0	0
Other Non-Psychotic	3	0	3	0	0	0	0
Other Psychotic	3	0	3	0	0	0	0
Personality Disorder	3	0	3	0	0	0	0
Schizophrenia	1	0	1	0	0	0	0
Social Conditions	1	0	1	0	0	0	0
Substance Related	2,122	0	2,114	0	0	0	10
Deferred/No Diagnosis	12	0	12	0	0	0	0
County of Residence							
Adair	8	0	8	0	0	0	0
Alfalfa	3	0	3	0	0	0	0
Atoka	3	0	3	0	0	0	0
Beaver	1	0	1	0	0	0	0
Beckham	15	0	15	0	0	0	0
Blaine	21	0	21	0	0	0	0
Bryan	23	0	23	0	0	0	0
Caddo	30	0	30	0	0	0	0
Canadian	47	0	47	0	0	0	0
Carter	57	0	57	0	0	0	0
Cherokee	28	0	28	0	0	0	0
Choctaw	7	0	7	0	0	0	0
Cimarron	2	0	2	0	0	0	0
Cleveland	169	0	169	0	0	0	0

Notes: The same client may be counted in more than one category, e.g., clients can receive services under more than one contract source, in more than one "County of Residence," or may have multiple "Other Indicators." Please see Definition page for other considerations.

Oklahoma Department of Mental Health and Substance Abuse Services

Counts of Admitted Clients Served by Funding Source for Various Categories During FY1997

Detox Services

	Funding Source					
	Total	Mental Health	Substance Abuse	Domestic Violence	Residential Care	Medicaid Other
Coal	4	0	4	0	0	0
Comanche	181	0	181	0	0	0
Cotton	3	0	3	0	0	0
Craig	16	0	16	0	0	0
Creek	78	0	77	0	0	1
Custer	20	0	20	0	0	0
Delaware	16	0	16	0	0	0
Dewey	4	0	4	0	0	0
Ellis	3	0	3	0	0	0
Garfield	55	0	55	0	0	0
Garvin	28	0	28	0	0	0
Grady	48	0	48	0	0	0
Grant	3	0	3	0	0	0
Greer	1	0	1	0	0	0
Harmon	3	0	3	0	0	0
Harper	1	0	1	0	0	0
Haskell	11	0	11	0	0	0
Hughes	8	0	8	0	0	0
Jackson	28	0	28	0	0	0
Jefferson	5	0	5	0	0	0
Johnston	11	0	11	0	0	0
Kay	61	0	61	0	0	0
Kingfisher	5	0	5	0	0	0
Kiowa	9	0	9	0	0	0
Latimer	3	0	3	0	0	0
LeFlore	13	0	13	0	0	0
Lincoln	17	0	17	0	0	0
Logan	25	0	25	0	0	0
Love	9	0	9	0	0	0
Major	6	0	6	0	0	0
Marshall	9	0	9	0	0	0
Mayes	29	0	29	0	0	0
McClain	12	0	12	0	0	0
McCurtain	26	0	26	0	0	0
McIntosh	20	0	20	0	0	0
Murray	27	0	27	0	0	0
Muskogee	101	0	101	0	0	1
Noble	28	0	28	0	0	0
Nowata	9	0	9	0	0	0
Okfuskee	11	0	11	0	0	0
Oklahoma	974	0	974	0	0	0
Okmulgee	45	0	45	0	0	0
Osage	38	0	38	0	0	0
Ottawa	25	0	25	0	0	0
Pawnee	13	0	13	0	0	0
Payne	199	0	199	0	0	1
Pittsburgh	18	0	18	0	0	0
Pontotoc	27	0	27	0	0	0
Pottawatomie	48	0	48	0	0	0
Pushmataha	3	0	3	0	0	0
Roger Mills	4	0	4	0	0	0
Rogers	47	0	46	0	0	1
Seminole	42	0	42	0	0	0

Notes: The same client may be counted in more than one category, e.g., clients can receive services under more than one contract source, in more than one "County of Residence," or may have multiple "Other Indicators." Please see Definition page for other considerations.

Oklahoma Department of Mental Health and Substance Abuse Services
Counts of Admitted Clients Served by Funding Source for Various Categories During FY1997
Detox Services

	Funding Source						
	Total	Mental Health	Substance Abuse	Domestic Violence	Residential Care	Medicaid	Other
Sequoyah	22	0	22	0	0	0	0
Stephens	34	0	34	0	0	0	0
Texas	9	0	9	0	0	0	0
Tillman	13	0	13	0	0	0	0
Tulsa	1,235	0	1,227	0	0	0	11
Wagoner	30	0	30	0	0	0	0
Washington	50	0	49	0	0	0	1
Washita	5	0	5	0	0	0	0
Woods	4	0	4	0	0	0	0
Woodward	18	0	18	0	0	0	0
Out of State/Unknown	42	0	42	0	0	0	0
Other Indicators							
Dual Diagnosis	104	0	104	0	0	0	0
Homeless	744	0	742	0	0	0	2
SMI (If ever)	1,098	0	1,096	0	0	0	5

Notes: The same client may be counted in more than one category, e.g., clients can receive services under more than one contract source, in more than one "County of Residence," or may have multiple "Other Indicators." Please see Definition page for other considerations.

Oklahoma Department of Mental Health and Substance Abuse Services

Counts of Admitted Clients Served by Funding Source for Various Categories During FY1997 Dual Diagnosis

	Total	Funding Source					Medicaid	Other
		Mental Health	Substance Abuse	Domestic Violence	Residential Care			
Total								
Unduplicated Count	5,085	4,490	1,412	0	0	80	558	
Agency Type								
Community Mental Health	4,356	3,871	1,257	0	0	80	533	
Hospital	935	935	0	0	0	0	0	
Other	6	1	6	0	0	0	0	
Substance Abuse	229	1	217	0	0	0	26	
Sex								
Female	2,029	1,775	549	0	0	41	260	
Male	3,056	2,715	863	0	0	39	298	
Age								
05-17	102	96	6	0	0	2	12	
18-20	218	195	56	0	0	5	9	
21-24	348	310	101	0	0	2	23	
25-34	1,496	1,323	456	0	0	20	136	
35-44	1,823	1,593	519	0	0	25	240	
45-54	778	687	195	0	0	14	83	
55-64	273	245	70	0	0	9	42	
65-74	39	33	8	0	0	2	10	
75-84	8	8	1	0	0	1	3	
Race								
White	3,898	3,451	1,098	0	0	63	340	
Black	775	665	203	0	0	13	177	
Native American	367	323	93	0	0	3	31	
Hispanic	94	86	21	0	0	1	10	
Asian	9	5	5	0	0	0	0	
Presenting Problem/Diagnosis								
Alcohol Abuse	260	162	128	0	0	3	26	
Developmental Disorder	5	5	0	0	0	0	0	
Mood Disorder	2,578	2,228	766	0	0	37	250	
Non Alcohol/Drug Related Organic	7	6	1	0	0	0	1	
Other Non-Psychotic	49	42	12	0	0	1	7	
Other Psychotic	1,075	1,015	204	0	0	13	85	
Personality Disorder	40	34	13	0	0	0	9	
Schizophrenia	1,108	1,018	235	0	0	21	166	
Social Conditions	3	2	1	0	0	0	0	
Substance Related	231	161	97	0	0	5	14	
Deferred/No Diagnosis	1	1	0	0	0	0	0	
County of Residence								
Adair	26	24	14	0	0	1	1	
Alfalfa	3	2	0	0	0	1	1	
Atoka	16	15	2	0	0	0	2	
Beaver	6	6	0	0	0	1	0	
Beckham	58	58	0	0	0	0	2	
Blaine	18	18	0	0	0	0	0	
Bryan	35	35	0	0	0	0	1	
Caddo	16	16	0	0	0	0	0	
Canadian	46	43	3	0	0	0	1	
Carter	83	82	4	0	0	0	2	
Cherokee	69	66	35	0	0	0	0	

Notes: The same client may be counted in more than one category, e.g., clients can receive services under more than one contract source, in more than one "County of Residence," or may have multiple "Other Indicators." Please see Definition page for other considerations.

Oklahoma Department of Mental Health and Substance Abuse Services

Counts of Admitted Clients Served by Funding Source for Various Categories During FY1997

Dual Diagnosis

	Funding Source						
	Total	Mental Health	Substance Abuse	Domestic Violence	Residential Care	Medicaid	Other
Choctaw	13	13	0	0	0	0	0
Cimarron	2	2	0	0	0	1	0
Cleveland	352	343	16	0	0	0	7
Coal	3	3	0	0	0	0	0
Comanche	41	37	6	0	0	0	3
Cotton	1	1	0	0	0	0	0
Craig	93	92	1	0	0	0	4
Creek	81	70	14	0	0	0	2
Custer	74	74	1	0	0	0	1
Delaware	40	34	5	0	0	0	3
Dewey	8	8	0	0	0	1	0
Ellis	4	4	0	0	0	1	0
Garfield	64	59	29	0	0	0	9
Garvin	46	46	1	0	0	0	0
Grady	66	66	0	0	0	0	0
Grant	1	0	1	0	0	0	0
Greer	9	9	0	0	0	0	0
Harmon	1	1	0	0	0	0	0
Harper	5	4	0	0	0	3	0
Haskell	11	10	0	0	0	0	1
Hughes	10	10	0	0	0	0	0
Jackson	10	10	0	0	0	0	0
Jefferson	7	7	0	0	0	0	0
Johnston	18	17	2	0	0	0	0
Kay	60	55	22	0	0	0	11
Kingfisher	20	19	15	0	0	0	1
Kiowa	14	14	0	0	0	0	0
Latimer	10	10	0	0	0	0	0
LeFlore	31	29	2	0	0	0	0
Lincoln	34	27	2	0	0	0	16
Logan	34	34	7	0	0	0	2
Love	10	10	0	0	0	0	0
Major	3	3	0	0	0	1	0
Marshall	18	17	1	0	0	0	1
Mayes	74	65	9	0	0	0	2
McClain	28	28	0	0	0	0	0
McCurtain	36	36	0	0	0	0	0
McIntosh	29	23	1	0	0	1	12
Murray	32	30	4	0	0	0	0
Muskogee	161	127	12	0	0	11	61
Noble	15	15	2	0	0	0	1
Nowata	12	10	1	0	0	0	1
Okfuskee	43	43	2	0	0	0	1
Oklahoma	1,121	994	197	0	0	17	243
Okmulgee	61	57	8	0	0	0	1
Osage	31	25	13	0	0	0	5
Ottawa	57	49	5	0	0	0	7
Pawnee	12	11	1	0	0	0	2
Payne	63	62	16	0	0	1	15
Pittsburgh	61	56	6	0	0	0	2
Pontotoc	38	38	3	0	0	0	0
Pottawatomie	86	71	2	0	0	0	41
Pushmataha	6	6	0	0	0	0	0

Notes: The same client may be counted in more than one category, e.g., clients can receive services under more than one contract source, in more than one "County of Residence," or may have multiple "Other Indicators." Please see Definition page for other considerations.

Oklahoma Department of Mental Health and Substance Abuse Services

Counts of Admitted Clients Served by Funding Source for Various Categories During FY1997

Dual Diagnosis

	Funding Source						
	Total	Mental Health	Substance Abuse	Domestic Violence	Residential Care	Medicaid	Other
Roger Mills	1	1	0	0	0	0	0
Rogers	52	46	6	0	0	0	3
Seminole	45	44	1	0	0	0	0
Sequoyah	59	58	24	0	0	1	0
Stephens	19	19	2	0	0	0	1
Texas	18	17	0	0	0	6	0
Tillman	3	3	0	0	0	0	0
Tulsa	1,301	983	893	0	0	4	88
Wagoner	46	44	20	0	0	2	0
Washington	72	69	5	0	0	0	1
Washita	19	19	1	0	0	0	0
Woods	9	9	0	0	0	3	0
Woodward	47	47	1	0	0	23	0
Out of State/Unknown	53	50	7	0	0	1	0
Other Indicators							
Dual Diagnosis	5,085	4,490	1,412	0	0	80	558
Homeless	517	419	211	0	0	2	34
SED (6-17)	68	65	3	0	0	1	8
SMI (If ever)	4,207	3,791	1,133	0	0	71	482

Notes: The same client may be counted in more than one category, e.g., clients can receive services under more than one contract source, in more than one "County of Residence," or may have multiple "Other Indicators." Please see Definition page for other considerations.

Oklahoma Department of Mental Health and Substance Abuse Services

Counts of Admitted Clients Served by Funding Source for Various Categories During FY1997

Homeless

	Total	Funding Source					
		Mental Health	Substance Abuse	Domestic Violence	Residential Care	Medicaid	Other
Total							
Unduplicated Count	5,891	2,245	1,792	2,018	67	53	537
Agency Type							
Community Mental Health	2,522	2,001	619	0	0	51	498
Domestic Violence and Sexual Assault	2,024	0	21	2,018	0	0	0
Hospital	353	353	0	0	0	0	0
Other	13	3	10	0	0	0	0
Residential Care	67	0	0	0	67	0	0
Substance Abuse	1,246	10	1,230	0	0	2	40
Sex							
Female	2,981	999	526	1,491	23	28	289
Male	2,910	1,246	1,266	527	44	25	248
Age							
0-04	597	17	31	481	0	8	83
05-17	1,009	195	37	581	0	22	288
18-20	217	83	70	85	0	1	5
21-24	350	120	127	139	1	3	16
25-34	1,344	526	599	376	10	3	56
35-44	1,407	681	609	269	19	6	45
45-54	658	407	244	70	12	4	34
55-64	226	149	70	12	17	4	8
65-74	69	53	5	5	8	2	1
75-84	12	12	0	0	0	0	1
85+	2	2	0	0	0	0	0
Race							
White	3,975	1,718	1,267	1,200	43	36	287
Black	1,126	344	313	402	19	13	207
Native American	608	137	192	292	4	4	31
Hispanic	205	42	34	128	1	0	11
Asian	26	13	2	10	0	0	2
Presenting Problem/Diagnosis							
Alcohol Abuse	715	112	649	5	0	2	14
Developmental Disorder	100	51	3	11	15	4	31
Mood Disorder	1,019	904	256	0	9	9	74
Non Alcohol/Drug Related Organic	33	33	5	0	0	1	0
Other Non-Psychotic	468	261	26	0	0	21	265
Other Psychotic	410	386	64	1	15	2	11
Personality Disorder	16	15	5	0	0	0	3
Schizophrenia	408	391	82	0	0	5	24
Social Conditions	2,135	65	65	1,940	23	5	89
Substance Related	743	106	687	2	1	2	22
Deferred/No Diagnosis	110	9	33	62	4	2	5
County of Residence							
Adair	25	3	6	17	1	0	1
Alfalfa	10	4	2	4	0	3	0
Atoka	42	31	1	11	0	0	0
Beaver	3	2	1	0	0	0	0
Beckham	16	1	3	12	0	0	0
Blaine	31	4	24	3	0	0	0
Bryan	142	15	8	122	0	0	2

Notes: The same client may be counted in more than one category, e.g., clients can receive services under more than one contract source, in more than one "County of Residence," or may have multiple "Other Indicators." Please see Definition page for other considerations.

Oklahoma Department of Mental Health and Substance Abuse Services

Counts of Admitted Clients Served by Funding Source for Various Categories During FY1997

Homeless

	Funding Source						
	Total	Mental Health	Substance Abuse	Domestic Violence	Residential Care	Medicaid	Other
Caddo	19	11	7	3	0	0	0
Canadian	57	9	9	38	0	0	2
Carter	54	33	8	13	0	0	1
Cherokee	117	18	16	90	1	0	4
Choctaw	43	36	2	5	0	0	0
Cimarron	2	0	1	0	1	0	0
Cleveland	269	101	70	108	0	0	3
Coal	21	11	0	10	0	0	0
Comanche	132	54	69	16	0	0	2
Cotton	6	4	0	2	0	0	0
Craig	47	13	8	6	20	0	0
Creek	49	14	18	17	0	0	0
Custer	61	27	27	9	0	0	0
Delaware	45	6	3	36	0	0	0
Dewey	6	2	0	4	0	0	0
Ellis	2	2	0	0	0	0	0
Garfield	121	28	20	76	0	0	8
Garvin	27	16	5	8	0	0	0
Grady	61	34	12	15	0	0	1
Grant	2	0	0	2	0	0	0
Greer	2	1	1	0	0	0	0
Harmon	2	2	1	0	0	0	0
Harper	2	1	2	0	0	0	0
Haskell	30	26	3	1	0	0	0
Hughes	33	29	0	4	0	0	0
Jackson	29	10	18	1	0	0	0
Johnston	23	5	3	15	0	0	0
Kay	76	29	35	15	0	0	10
Kingfisher	1	0	1	0	0	0	0
Kiowa	8	4	1	3	0	0	0
Latimer	23	23	0	0	0	0	0
LeFlore	92	79	3	10	0	0	2
Lincoln	9	4	0	4	0	0	2
Logan	28	8	9	12	0	0	0
Love	1	1	0	0	0	0	0
Major	4	4	0	0	0	0	0
Marshall	24	10	2	14	0	0	0
Mayes	24	10	6	7	1	0	0
McClain	10	5	3	2	0	0	0
McCurtain	109	87	4	17	1	0	0
McIntosh	12	7	1	1	1	0	3
Murray	24	7	6	13	0	0	0
Muskogee	136	52	42	17	14	4	55
Noble	22	3	15	5	0	0	0
Nowata	4	0	1	3	0	0	0
Okfuskee	23	3	4	7	10	0	0
Oklahoma	1,330	450	442	465	4	7	124
Okmulgee	32	18	12	1	4	0	1
Osage	28	4	15	10	0	0	1
Ottawa	60	11	4	44	0	0	1
Pawnee	13	7	6	2	0	0	0
Payne	109	38	38	38	0	0	3
Pittsburgh	157	137	7	13	0	0	1

Notes: The same client may be counted in more than one category, e.g., clients can receive services under more than one contract source, in more than one "County of Residence," or may have multiple "Other Indicators." Please see Definition page for other considerations.

Oklahoma Department of Mental Health and Substance Abuse Services

Counts of Admitted Clients Served by Funding Source for Various Categories During FY1997

Homeless

	Funding Source						
	Total	Mental Health	Substance Abuse	Domestic Violence	Residential Care	Medicaid	Other
Pontotoc	103	17	6	83	0	1	2
Pottawatomie	68	17	19	30	0	0	4
Pushmataha	22	20	0	2	0	0	0
Roger Mills	1	0	1	0	0	0	0
Rogers	29	4	12	12	3	0	1
Seminole	43	14	10	20	0	0	1
Sequoyah	23	11	8	7	0	0	0
Stephens	26	14	4	9	0	0	0
Texas	32	6	2	25	0	3	0
Tillman	8	5	1	2	0	0	0
Tulsa	1,467	552	757	253	2	25	295
Wagoner	27	4	2	17	3	1	1
Washington	81	27	15	41	0	0	4
Washita	9	1	3	4	0	0	1
Woods	14	12	0	2	0	4	0
Woodward	35	21	6	8	0	5	1
Out of State/Unknown	244	27	18	201	1	0	0
Other Indicators							
Dual Diagnosis	517	419	211	0	0	2	34
Homeless	5,891	2,245	1,792	2,018	67	53	537
SED (6-17)	264	121	2	1	0	17	199
SMI (If ever)	2,320	1,611	850	203	67	20	123

Notes: The same client may be counted in more than one category, e.g., clients can receive services under more than one contract source, in more than one "County of Residence," or may have multiple "Other Indicators." Please see Definition page for other considerations.

Oklahoma Department of Mental Health and Substance Abuse Services

Counts of Admitted Clients Served by Funding Source for Various Categories During FY1997 Inpatient Services

	Total	Funding Source					
		Mental Health	Substance Abuse	Domestic Violence	Residential Care	Medicaid	Other
Total							
Unduplicated Count	7,194	6,442	959	0	0	0	0
Agency Type							
Community Mental Health	4,453	3,512	958	0	0	0	0
Hospital	3,413	3,413	0	0	0	0	0
Substance Abuse	1	0	1	0	0	0	0
Sex							
Female	3,093	2,729	439	0	0	0	0
Male	4,101	3,713	520	0	0	0	0
Age							
0-04	10	9	1	0	0	0	0
05-17	277	275	2	0	0	0	0
18-20	437	385	68	0	0	0	0
21-24	578	517	83	0	0	0	0
25-34	2,045	1,791	322	0	0	0	0
35-44	2,100	1,886	276	0	0	0	0
45-54	1,076	970	131	0	0	0	0
55-64	454	413	55	0	0	0	0
65-74	166	150	16	0	0	0	0
75-84	42	39	3	0	0	0	0
85+	9	7	2	0	0	0	0
Race							
White	5,645	5,065	717	0	0	0	0
Black	852	743	157	0	0	0	0
Native American	548	496	56	0	0	0	0
Hispanic	173	153	21	0	0	0	0
Asian	39	33	8	0	0	0	0
Presenting Problem/Diagnosis							
Alcohol Abuse	577	553	24	0	0	0	0
Developmental Disorder	105	104	1	0	0	0	0
Mood Disorder	2,821	2,377	503	0	0	0	0
Non Alcohol/Drug Related Organic	129	119	10	0	0	0	0
Other Non-Psychotic	668	620	48	0	0	0	0
Other Psychotic	1,580	1,419	195	0	0	0	0
Personality Disorder	57	33	24	0	0	0	0
Schizophrenia	1,012	912	133	0	0	0	0
Social Conditions	72	72	0	0	0	0	0
Substance Related	519	500	20	0	0	0	0
Deferred/No Diagnosis	19	18	1	0	0	0	0
County of Residence							
Adair	52	52	0	0	0	0	0
Alfalfa	8	8	0	0	0	0	0
Atoka	56	56	0	0	0	0	0
Beaver	7	7	0	0	0	0	0
Beckham	56	56	0	0	0	0	0
Blaine	16	16	0	0	0	0	0
Bryan	93	93	0	0	0	0	0
Caddo	77	77	0	0	0	0	0
Canadian	67	67	0	0	0	0	0
Carter	151	151	0	0	0	0	0

Notes: The same client may be counted in more than one category, e.g., clients can receive services under more than one contract source, in more than one "County of Residence," or may have multiple "Other Indicators." Please see Definition page for other considerations.

Oklahoma Department of Mental Health and Substance Abuse Services

Counts of Admitted Clients Served by Funding Source for Various Categories During FY1997 Inpatient Services

	Funding Source						
	Total	Mental Health	Substance Abuse	Domestic Violence	Residential Care	Medicaid	Other
Cherokee	114	113	1	0	0	0	0
Choctaw	39	39	0	0	0	0	0
Cimarron	3	3	0	0	0	0	0
Cleveland	490	490	0	0	0	0	0
Coal	24	24	0	0	0	0	0
Comanche	360	360	0	0	0	0	0
Cotton	10	10	0	0	0	0	0
Craig	124	123	1	0	0	0	0
Creek	111	102	9	0	0	0	0
Custer	95	95	0	0	0	0	0
Delaware	32	32	0	0	0	0	0
Dewey	21	21	0	0	0	0	0
Ellis	8	8	0	0	0	0	0
Garfield	195	195	0	0	0	0	0
Garvin	100	99	1	0	0	0	0
Grady	81	81	0	0	0	0	0
Grant	8	8	0	0	0	0	0
Greer	16	16	0	0	0	0	0
Harmon	6	6	0	0	0	0	0
Harper	7	7	0	0	0	0	0
Haskell	31	31	0	0	0	0	0
Hughes	33	33	0	0	0	0	0
Jackson	66	66	0	0	0	0	0
Jefferson	18	18	0	0	0	0	0
Johnston	32	32	0	0	0	0	0
Kay	157	157	0	0	0	0	0
Kingfisher	8	8	0	0	0	0	0
Kiowa	22	22	0	0	0	0	0
Latimer	35	35	0	0	0	0	0
LeFlore	144	144	0	0	0	0	0
Lincoln	24	23	1	0	0	0	0
Logan	58	58	0	0	0	0	0
Love	22	22	0	0	0	0	0
Major	8	8	0	0	0	0	0
Marshall	41	41	0	0	0	0	0
Mayes	71	70	2	0	0	0	0
McClain	41	41	0	0	0	0	0
McCurtain	103	103	0	0	0	0	0
McIntosh	29	29	0	0	0	0	0
Murray	75	75	0	0	0	0	0
Muskogee	199	199	1	0	0	0	0
Noble	22	21	1	0	0	0	0
Nowata	9	9	0	0	0	0	0
Okfuskee	41	40	1	0	0	0	0
Oklahoma	771	771	0	0	0	0	0
Okmulgee	119	117	3	0	0	0	0
Osage	54	48	7	0	0	0	0
Ottawa	108	107	2	0	0	0	0
Pawnee	29	27	2	0	0	0	0
Payne	102	102	0	0	0	0	0
Pittsburgh	196	194	2	0	0	0	0
Pontotoc	104	104	0	0	0	0	0
Pottawatomie	92	92	0	0	0	0	0

Notes: The same client may be counted in more than one category, e.g., clients can receive services under more than one contract source, in more than one "County of Residence," or may have multiple "Other Indicators." Please see Definition page for other considerations.

Oklahoma Department of Mental Health and Substance Abuse Services
Counts of Admitted Clients Served by Funding Source for Various Categories During FY1997
Inpatient Services

	Funding Source						
	Total	Mental Health	Substance Abuse	Domestic Violence	Residential Care	Medicaid	Other
Pushmataha	42	42	0	0	0	0	0
Roger Mills	7	7	0	0	0	0	0
Rogers	89	86	3	0	0	0	0
Seminole	89	88	1	0	0	0	0
Sequoyah	122	122	0	0	0	0	0
Stephens	108	108	0	0	0	0	0
Texas	35	35	0	0	0	0	0
Tillman	20	20	0	0	0	0	0
Tulsa	1,200	469	899	0	0	0	0
Wagoner	114	107	7	0	0	0	0
Washington	60	59	1	0	0	0	0
Washita	22	21	1	0	0	0	0
Woods	13	13	0	0	0	0	0
Woodward	86	86	0	0	0	0	0
Out of State/Unknown	137	127	13	0	0	0	0
Other Indicators							
Dual Diagnosis	1,684	1,406	324	0	0	0	0
Homeless	666	564	116	0	0	0	0
SED (6-17)	210	210	0	0	0	0	0
SMI (If ever)	5,018	4,478	741	0	0	0	0

Notes: The same client may be counted in more than one category, e.g., clients can receive services under more than one contract source, in more than one "County of Residence," or may have multiple "Other Indicators." Please see Definition page for other considerations.

Oklahoma Department of Mental Health and Substance Abuse Services
Counts of Admitted Clients Served by Funding Source for Various Categories During FY1997
Outpatient Services

	Total	Funding Source					
		Mental Health	Substance Abuse	Domestic Violence	Residential Care	Medicaid	Other
Total							
Unduplicated Count	61,381	39,209	14,321	7,791	0	948	10,654
Agency Type							
Community Mental Health	43,702	38,162	4,366	0	0	876	9,116
Domestic Violence and Sexual Assault	8,144	12	630	7,755	0	0	34
Hospital	1,634	1,634	0	0	0	0	0
Other	659	315	321	38	0	0	11
Substance Abuse	10,605	59	9,412	0	0	72	1,539
Sex							
Female	32,709	21,277	5,510	5,692	0	592	5,959
Male	28,672	17,932	8,811	2,099	0	356	4,695
Age							
0-04	2,261	638	51	1,068	0	19	715
05-17	12,742	7,713	1,492	1,595	0	195	4,033
18-20	2,547	1,440	808	392	0	25	278
21-24	3,832	2,179	1,162	704	0	43	444
25-34	12,808	7,491	4,328	2,024	0	131	1,506
35-44	13,979	9,181	4,357	1,421	0	186	1,608
45-54	7,269	5,646	1,528	447	0	127	820
55-64	3,373	2,855	447	102	0	109	501
65-74	1,526	1,332	107	27	0	66	315
75-84	711	538	35	10	0	29	252
85+	333	196	6	1	0	18	182
Race							
White	46,707	31,249	10,576	5,312	0	780	7,226
Black	8,019	4,283	1,958	1,242	0	118	2,285
Native American	5,068	2,699	1,441	738	0	33	831
Hispanic	1,996	1,084	392	477	0	16	319
Asian	235	159	31	52	0	1	25
Presenting Problem/Diagnosis							
Alcohol Abuse	5,060	1,251	3,988	29	0	30	431
Developmental Disorder	4,236	3,241	40	92	0	68	1,542
Mood Disorder	17,723	16,134	1,970	54	0	335	2,548
Non Alcohol/Drug Related Organic	768	596	42	0	0	28	259
Other Non-Psychotic	8,774	6,936	417	0	0	117	2,697
Other Psychotic	3,725	3,518	414	6	0	86	383
Personality Disorder	491	434	76	0	0	3	71
Schizophrenia	5,228	4,944	421	0	0	131	826
Social Conditions	12,109	2,402	1,816	7,301	0	105	1,412
Substance Related	6,346	1,161	5,209	25	0	39	570
Deferred/No Diagnosis	703	58	328	302	0	6	32
County of Residence							
Adair	282	231	75	28	0	3	11
Alfalfa	86	69	3	6	0	28	2
Atoka	315	134	158	13	0	0	68
Beaver	46	34	7	4	0	5	0
Beckham	581	486	59	39	0	0	43
Blaine	367	308	11	18	0	0	96
Bryan	981	680	116	206	0	1	50
Caddo	457	302	96	31	0	8	50

Notes: The same client may be counted in more than one category, e.g., clients can receive services under more than one contract source, in more than one "County of Residence," or may have multiple "Other Indicators." Please see Definition page for other considerations.

Oklahoma Department of Mental Health and Substance Abuse Services

Counts of Admitted Clients Served by Funding Source for Various Categories During FY1997 Outpatient Services

	Funding Source						
	Total	Mental Health	Substance Abuse	Domestic Violence	Residential Care	Medicaid	Other
Canadian	1,321	1,093	79	148	0	6	50
Carter	829	648	47	102	0	0	87
Cherokee	834	603	130	196	0	11	15
Choctaw	400	189	138	80	0	1	19
Cimarron	28	16	10	1	0	5	0
Cleveland	3,039	1,939	786	250	0	5	234
Coal	179	53	76	12	0	0	57
Comanche	1,389	1,064	186	259	0	0	61
Cotton	100	43	40	13	0	0	8
Craig	659	606	33	15	0	1	40
Creek	718	519	140	75	0	2	15
Custer	695	590	21	77	0	0	39
Delaware	627	454	88	55	0	0	86
Dewey	89	69	4	16	0	7	1
Ellis	58	52	1	5	0	16	0
Garfield	1,258	825	176	275	0	3	195
Garvin	588	515	30	20	0	1	57
Grady	1,205	833	185	217	0	29	17
Grant	59	44	5	7	0	0	7
Greer	145	111	37	5	0	0	0
Harmon	42	17	10	17	0	0	0
Harper	64	45	1	8	0	27	0
Haskell	165	139	15	6	0	0	8
Hughes	207	172	27	8	0	0	4
Jackson	466	193	88	208	0	1	5
Jefferson	72	35	20	3	0	0	16
Johnston	349	256	65	27	0	0	33
Kay	1,503	1,077	169	109	0	1	416
Kingfisher	163	143	45	3	0	0	9
Kiowa	261	208	31	28	0	0	12
Latimer	237	120	62	10	0	0	57
LeFlore	623	427	47	153	0	0	19
Lincoln	575	147	61	26	0	1	443
Logan	509	257	230	33	0	0	25
Love	176	143	11	7	0	1	30
Major	89	76	2	6	0	23	5
Marshall	272	214	33	22	0	1	13
Mayes	673	543	109	9	0	4	65
McClain	210	161	44	11	0	0	4
McCurtain	823	346	276	219	0	1	26
McIntosh	469	237	121	11	0	13	255
Murray	233	199	11	19	0	0	11
Muskogee	2,638	1,662	234	176	0	182	1,405
Noble	315	196	58	44	0	2	46
Nowata	209	134	45	28	0	0	18
Okfuskee	326	276	43	7	0	0	11
Oklahoma	11,909	6,895	3,171	1,294	0	185	3,399
Okmulgee	804	616	134	22	0	5	94
Osage	568	349	128	37	0	1	180
Ottawa	753	504	94	74	0	4	153
Pawnee	342	171	110	48	0	2	58
Payne	1,467	820	246	377	0	3	307
Pittsburgh	903	695	169	27	0	3	87

Notes: The same client may be counted in more than one category, e.g., clients can receive services under more than one contract source, in more than one "County of Residence," or may have multiple "Other Indicators." Please see Definition page for other considerations.

Oklahoma Department of Mental Health and Substance Abuse Services
Counts of Admitted Clients Served by Funding Source for Various Categories During FY1997
Outpatient Services

	Funding Source						
	Total	Mental Health	Substance Abuse	Domestic Violence	Residential Care	Medicaid	Other
Pontotoc	976	617	139	237	0	8	65
Pottawatomie	1,111	324	336	96	0	1	580
Pushmataha	234	111	78	36	0	0	22
Roger Mills	32	30	0	2	0	0	2
Rogers	806	530	239	31	0	1	90
Seminole	837	538	112	38	0	4	197
Sequoyah	578	528	124	20	0	2	9
Stephens	431	301	84	65	0	0	19
Texas	400	227	81	79	0	67	23
Tillman	100	58	14	22	0	1	10
Tulsa	8,653	5,113	4,030	983	0	50	1,054
Wagoner	487	358	149	53	0	13	28
Washington	1,499	790	305	505	0	0	41
Washita	231	192	10	24	0	0	23
Woods	202	184	15	2	0	64	0
Woodward	563	433	33	92	0	144	3
Out of State/Unknown	619	142	111	373	0	1	17
Other Indicators							
Dual Diagnosis	4,594	4,092	1,207	0	0	79	547
Homeless	4,741	1,990	986	1,859	0	52	508
SED (6-17)	4,669	3,820	30	4	0	101	1,764
SMI (If ever)	24,542	21,706	4,318	744	0	621	3,550

Notes: The same client may be counted in more than one category, e.g., clients can receive services under more than one contract source, in more than one "County of Residence," or may have multiple "Other Indicators." Please see Definition page for other considerations.

Oklahoma Department of Mental Health and Substance Abuse Services

Counts of Admitted Clients Served by Funding Source for Various Categories During FY1997

Race: American Indian

	Total	Funding Source					
		Mental Health	Substance Abuse	Domestic Violence	Residential Care	Medicaid	Other
Total							
Unduplicated Count	5,910	2,842	2,175	789	69	42	874
Agency Type							
Community Mental Health	3,289	2,678	484	0	0	26	644
Domestic Violence and Sexual Assault	837	1	68	788	0	0	3
Hospital	214	214	0	0	0	0	0
Other	70	24	46	1	0	0	1
Residential Care	69	0	0	0	69	0	0
Substance Abuse	1,763	11	1,644	0	0	16	233
Sex							
Female	2,875	1,433	789	599	35	22	428
Male	3,035	1,409	1,386	190	34	20	446
Age							
0-04	274	68	41	132	0	2	60
05-17	1,505	850	230	173	0	15	460
18-20	331	147	143	49	0	2	28
21-24	388	177	180	55	5	5	33
25-34	1,314	547	673	190	11	6	98
35-44	1,275	561	635	147	24	8	103
45-54	531	290	211	33	16	3	50
55-64	198	135	50	7	10	0	23
65-74	69	53	11	2	3	1	8
75-84	20	11	1	1	0	0	9
85+	5	3	0	0	0	0	2
Race							
Native American	5,910	2,842	2,175	789	69	42	874
Presenting Problem/Diagnosis							
Alcohol Abuse	1,107	162	974	8	0	5	73
Developmental Disorder	454	323	16	13	14	3	164
Mood Disorder	1,132	1,010	127	1	15	9	131
Non Alcohol/Drug Related Organic	42	34	2	0	0	0	12
Other Non-Psychotic	795	595	42	0	0	3	252
Other Psychotic	234	215	29	0	17	3	14
Personality Disorder	28	23	8	0	0	0	4
Schizophrenia	291	282	19	0	0	3	24
Social Conditions	1,189	157	220	748	14	12	120
Substance Related	869	120	767	1	2	4	84
Deferred/No Diagnosis	94	19	46	18	8	0	5
County of Residence							
Adair	88	50	30	20	4	0	1
Alfalfa	6	4	2	0	0	0	0
Atoka	50	13	33	5	0	0	7
Beaver	3	2	1	0	0	0	0
Beckham	30	16	9	7	0	0	0
Blaine	68	45	17	4	0	0	14
Bryan	123	67	19	39	0	0	7
Caddo	175	80	67	8	0	3	34
Canadian	115	49	24	43	1	0	4
Carter	74	52	12	15	0	0	3
Cherokee	223	124	49	64	11	1	7

Notes: The same client may be counted in more than one category, e.g., clients can receive services under more than one contract source, in more than one "County of Residence," or may have multiple "Other Indicators." Please see Definition page for other considerations.

Oklahoma Department of Mental Health and Substance Abuse Services

Counts of Admitted Clients Served by Funding Source for Various Categories During FY1997

Race: American Indian

	Funding Source						
	Total	Mental Health	Substance Abuse	Domestic Violence	Residential Care	Medicaid Other	
Choctaw	61	17	28	17	0	0	1
Cleveland	172	89	69	7	5	1	14
Coal	23	8	8	4	0	0	3
Comanche	109	55	51	14	2	0	2
Cotton	10	4	5	1	1	0	0
Craig	102	83	14	0	10	0	4
Creek	82	35	40	8	0	0	3
Custer	55	36	17	6	0	0	2
Delaware	147	101	29	8	0	0	22
Dewey	10	4	4	2	0	0	0
Ellis	1	1	0	0	0	1	0
Garfield	55	18	14	10	0	4	19
Garvin	41	39	3	0	0	0	0
Grady	44	31	10	3	0	1	0
Grant	2	1	0	0	0	0	1
Greer	2	0	2	0	0	0	0
Harmon	2	1	0	1	0	0	0
Haskell	13	9	3	1	0	0	1
Hughes	32	17	9	6	0	0	0
Jackson	16	3	7	6	0	0	0
Jefferson	3	1	1	0	0	0	2
Johnston	51	30	15	4	0	0	5
Kay	169	96	39	20	0	1	46
Kingfisher	5	5	2	0	0	0	0
Kiowa	25	19	7	1	0	0	1
Latimer	37	14	14	3	2	0	5
LeFlore	59	44	9	7	0	0	3
Lincoln	53	16	10	0	0	0	38
Logan	15	6	8	1	0	0	0
Love	13	11	1	0	0	0	2
Major	2	0	2	0	0	0	0
Marshall	26	15	8	2	0	0	5
Mayes	132	97	25	4	7	0	7
McClain	21	12	9	0	0	0	0
McCurtain	120	33	56	34	1	0	2
McIntosh	74	25	30	2	4	1	42
Murray	34	24	9	4	0	0	0
Muskogee	243	125	48	17	2	14	124
Noble	29	7	22	2	0	0	1
Nowata	23	13	7	2	0	0	2
Okfuskee	47	28	10	7	7	0	2
Oklahoma	506	227	198	74	0	5	98
Okmulgee	91	43	40	1	3	1	17
Osage	132	48	56	8	0	0	34
Ottawa	148	90	27	9	0	0	29
Pawnee	80	23	36	15	0	0	11
Payne	148	52	46	39	0	0	30
Pittsburgh	119	75	27	11	5	0	13
Pontotoc	128	50	30	52	1	2	10
Pottawatomie	192	32	112	12	0	1	56
Pushmataha	43	13	22	8	0	0	3
Roger Mills	8	2	8	0	0	0	0
Rogers	146	79	62	1	1	0	14

Notes: The same client may be counted in more than one category, e.g., clients can receive services under more than one contract source, in more than one "County of Residence," or may have multiple "Other Indicators." Please see Definition page for other considerations.

Oklahoma Department of Mental Health and Substance Abuse Services

Counts of Admitted Clients Served by Funding Source for Various Categories During FY1997

Race: American Indian

	Total	Funding Source					Other
		Mental Health	Substance Abuse	Domestic Violence	Residential Care	Medicaid	
Seminole	147	52	42	9	1	0	50
Sequoyah	91	69	37	3	0	0	0
Stephens	17	9	9	3	1	0	1
Texas	14	4	3	8	0	1	0
Tillman	4	3	2	0	0	0	0
Tulsa	677	225	468	68	1	2	66
Wagoner	49	30	23	7	0	1	2
Washington	166	80	54	38	0	0	7
Washita	5	5	0	0	0	0	0
Woods	2	2	0	0	0	1	0
Woodward	20	13	8	1	0	1	1
Out of State/Unknown	40	3	16	22	0	0	0
Other Indicators							
Dual Diagnosis	367	323	93	0	0	3	31
Homeless	608	137	192	292	4	4	31
SED (6-17)	516	413	13	1	0	5	185
SMI (If ever)	1,652	1,279	441	73	68	19	170

Notes: The same client may be counted in more than one category, e.g., clients can receive services under more than one contract source, in more than one "County of Residence," or may have multiple "Other Indicators." Please see Definition page for other considerations.

Oklahoma Department of Mental Health and Substance Abuse Services

Counts of Admitted Clients Served by Funding Source for Various Categories During FY1997

Race: Asian

	Total	Funding Source					Other
		Mental Health	Substance Abuse	Domestic Violence	Residential Care	Medicaid	
Total							
Unduplicated Count	259	167	45	56	4	1	27
Agency Type							
Community Mental Health	176	161	22	0	0	1	23
Domestic Violence and Sexual Assault	56	0	1	56	0	0	0
Hospital	13	13	0	0	0	0	0
Other	1	1	0	0	0	0	0
Residential Care	4	0	0	0	4	0	0
Substance Abuse	26	0	23	0	0	0	4
Sex							
Female	148	97	18	41	2	0	11
Male	111	70	27	15	2	1	16
Age							
0-04	9	1	0	8	0	0	0
05-17	47	19	4	19	0	0	11
18-20	15	9	4	2	0	0	2
21-24	16	11	3	4	0	0	1
25-34	62	40	18	11	1	1	4
35-44	64	54	10	6	1	0	5
45-54	32	23	5	4	2	0	3
55-64	10	7	1	1	0	0	1
65-74	3	2	0	1	0	0	0
75-84	1	1	0	0	0	0	0
Race							
Asian	259	167	45	56	4	1	27
Presenting Problem/Diagnosis							
Alcohol Abuse	10	3	6	0	0	0	2
Developmental Disorder	13	11	0	0	1	0	2
Mood Disorder	60	56	11	0	0	0	5
Non Alcohol/Drug Related Organic	3	3	0	0	0	0	0
Other Non-Psychotic	21	15	0	0	0	0	7
Other Psychotic	49	45	7	1	1	0	3
Schizophrenia	33	32	0	0	0	1	5
Social Conditions	61	3	3	54	1	0	1
Substance Related	18	2	17	0	0	0	2
Deferred/No Diagnosis	5	2	1	1	1	0	0
County of Residence							
Adair	1	1	0	0	0	0	0
Blaine	1	1	0	0	0	0	0
Bryan	4	4	0	0	0	0	0
Caddo	2	1	1	0	0	0	0
Canadian	3	3	0	0	0	1	0
Carter	5	2	1	2	0	0	0
Cherokee	3	1	0	2	0	0	0
Cleveland	14	13	1	0	0	0	0
Comanche	27	20	4	7	0	0	1
Craig	2	2	0	0	1	0	0
Creek	1	1	0	0	0	0	0
Custer	3	2	0	1	0	0	0
Delaware	1	1	0	0	0	0	0

Notes: The same client may be counted in more than one category, e.g., clients can receive services under more than one contract source, in more than one "County of Residence," or may have multiple "Other Indicators." Please see Definition page for other considerations.

Oklahoma Department of Mental Health and Substance Abuse Services

Counts of Admitted Clients Served by Funding Source for Various Categories During FY1997

Race: Asian

	Funding Source						
	Total	Mental Health	Substance Abuse	Domestic Violence	Residential Care	Medicaid	Other
Dewey	1	0	1	0	0	0	0
Garfield	8	3	1	2	0	0	2
Garvin	2	2	0	0	0	0	0
Grady	7	2	3	2	0	0	0
Harper	1	1	0	0	0	0	0
Kay	3	2	1	0	0	0	0
LeFlore	1	0	0	1	0	0	0
Lincoln	3	0	0	0	0	0	3
Logan	1	1	0	0	0	0	0
Mayes	3	1	1	0	1	0	0
McCurtain	1	1	0	0	0	0	0
Muskogee	12	7	2	4	0	0	4
Nowata	2	0	0	2	0	0	0
Okfuskee	1	1	0	0	0	0	0
Oklahoma	72	49	7	16	1	0	12
Osage	1	1	0	0	0	0	0
Ottawa	1	1	0	0	0	0	0
Payne	5	2	3	0	0	0	0
Pittsburgh	3	2	1	0	0	0	0
Pontotoc	9	2	0	6	1	0	0
Pottawatomie	2	1	0	0	0	0	2
Pushmataha	1	1	0	0	0	0	0
Rogers	2	1	1	0	0	0	1
Seminole	1	1	0	0	0	0	0
Sequoyah	1	1	0	0	0	0	0
Stephens	3	3	0	0	0	0	0
Tulsa	43	30	18	7	0	0	1
Wagoner	1	1	0	0	0	0	0
Washington	5	0	1	4	0	0	0
Woodward	1	0	0	0	0	0	1
Other Indicators							
Dual Diagnosis	9	5	5	0	0	0	0
Homeless	26	13	2	10	0	0	2
SED (6-17)	8	7	0	0	0	0	3
SMI (If ever)	128	116	17	5	4	1	12

Notes: The same client may be counted in more than one category, e.g., clients can receive services under more than one contract source, in more than one "County of Residence," or may have multiple "Other Indicators." Please see Definition page for other considerations.

Oklahoma Department of Mental Health and Substance Abuse Services

Counts of Admitted Clients Served by Funding Source for Various Categories During FY1997

Race: Black

	Total	Funding Source					
		Mental Health	Substance Abuse	Domestic Violence	Residential Care	Medicaid	Other
Total							
Unduplicated Count	9,030	4,477	2,803	1,362	180	128	2,398
Agency Type							
Community Mental Health	5,581	4,252	790	0	0	110	2,113
Domestic Violence and Sexual Assault	1,409	0	92	1,362	0	0	5
Hospital	537	537	0	0	0	0	0
Other	39	7	32	0	0	0	1
Residential Care	181	2	0	0	180	0	0
Substance Abuse	2,157	10	2,019	0	0	18	288
Sex							
Female	4,396	2,198	1,036	924	54	80	1,278
Male	4,634	2,279	1,767	438	126	48	1,120
Age							
0-04	593	99	98	295	0	8	188
05-17	2,170	1,008	279	424	0	33	945
18-20	318	152	113	60	1	4	60
21-24	449	208	172	94	6	5	84
25-34	1,816	794	896	273	24	10	318
35-44	2,131	1,148	883	171	69	29	409
45-54	896	609	272	36	40	15	170
55-64	378	274	73	9	23	11	90
65-74	151	110	13	0	12	6	54
75-84	88	59	3	0	5	5	48
85+	40	16	1	0	0	2	32
Race							
Black	9,030	4,477	2,803	1,362	180	128	2,398
Presenting Problem/Diagnosis							
Alcohol Abuse	815	108	702	1	3	5	99
Developmental Disorder	793	496	20	19	29	10	415
Mood Disorder	1,579	1,295	207	0	30	28	475
Non Alcohol/Drug Related Organic	118	80	4	0	0	3	57
Other Non-Psychotic	1,006	616	53	0	0	19	554
Other Psychotic	820	693	107	0	78	10	120
Personality Disorder	27	18	3	0	0	0	12
Schizophrenia	1,228	1,101	160	0	0	28	293
Social Conditions	1,866	202	324	1,240	35	10	226
Substance Related	1,435	135	1,297	4	0	9	169
Deferred/No Diagnosis	191	10	67	103	10	6	5
County of Residence							
Adair	4	3	0	1	2	0	0
Alfalfa	3	1	2	0	0	0	0
Atoka	32	10	19	2	0	0	11
Beckham	24	16	5	2	1	0	3
Blaine	33	23	5	4	0	0	5
Bryan	21	14	0	7	0	0	2
Caddo	32	17	10	3	0	0	3
Canadian	70	42	11	19	1	0	3
Carter	132	98	25	17	0	0	11
Cherokee	23	18	5	2	7	1	1
Choctaw	75	36	27	17	0	0	6

Notes: The same client may be counted in more than one category, e.g., clients can receive services under more than one contract source, in more than one "County of Residence," or may have multiple "Other Indicators." Please see Definition page for other considerations.

Oklahoma Department of Mental Health and Substance Abuse Services

Counts of Admitted Clients Served by Funding Source for Various Categories During FY1997

Race: Black

	Funding Source						
	Total	Mental Health	Substance Abuse	Domestic Violence	Residential Care	Medicaid	Other
Cleveland	214	127	48	16	9	0	35
Coal	2	1	1	0	0	0	0
Comanche	431	235	87	129	9	0	21
Cotton	10	3	7	0	0	0	1
Craig	57	47	4	1	25	0	1
Creek	58	40	17	3	0	0	2
Custer	53	39	8	10	0	0	3
Delaware	4	2	0	0	1	0	1
Dewey	2	1	0	0	1	0	1
Ellis	1	0	1	0	0	0	0
Garfield	144	65	31	43	1	0	33
Garvin	33	28	4	0	0	0	3
Grady	86	56	18	12	0	2	2
Greer	13	10	6	0	0	0	0
Harmon	8	4	3	2	0	0	0
Harper	3	1	0	2	0	1	0
Haskell	4	0	0	0	0	0	4
Hughes	10	8	2	0	1	0	0
Jackson	100	32	31	39	2	2	2
Jefferson	2	0	2	0	0	0	0
Johnston	9	8	1	0	0	0	0
Kay	54	29	8	2	0	0	32
Kingfisher	7	5	1	1	0	0	0
Kiowa	32	28	2	2	0	0	3
Latimer	3	2	1	0	0	0	0
LeFlore	14	11	1	1	0	0	1
Lincoln	41	16	4	0	0	0	34
Logan	80	42	31	5	0	2	7
Love	9	6	4	0	0	0	2
Major	3	0	0	0	0	0	3
Marshall	11	6	4	1	0	0	0
Mayes	14	9	0	0	8	0	0
McClain	3	2	1	0	0	0	0
McCurtain	137	69	47	22	1	0	1
McIntosh	49	27	7	3	6	2	28
Murray	9	3	0	5	1	0	0
Muskogee	604	263	106	55	12	54	398
Noble	27	16	3	6	0	1	6
Nowata	11	6	5	0	0	0	0
Okfuskee	122	95	11	0	58	0	4
Oklahoma	3,207	1,451	954	417	14	42	1,166
Okmulgee	161	106	36	9	2	1	22
Osage	35	17	12	1	0	0	14
Ottawa	11	10	2	1	0	1	0
Pawnee	8	4	1	3	0	0	1
Payne	128	47	26	50	0	0	34
Pittsburgh	80	38	31	3	2	2	17
Pontotoc	52	30	8	15	1	0	4
Pottawatomie	57	21	14	6	0	0	35
Roger Mills	1	0	0	1	0	0	0
Rogers	35	25	5	0	6	1	6
Seminole	88	55	18	0	0	1	26
Sequoyah	17	14	6	0	0	0	0

Notes: The same client may be counted in more than one category, e.g., clients can receive services under more than one contract source, in more than one "County of Residence," or may have multiple "Other Indicators." Please see Definition page for other considerations.

Oklahoma Department of Mental Health and Substance Abuse Services

Counts of Admitted Clients Served by Funding Source for Various Categories During FY1997

Race: Black

	Total	Funding Source					Other
		Mental Health	Substance Abuse	Domestic Violence	Residential Care	Medicaid	
Stephens	35	16	14	9	1	0	1
Texas	1	1	0	0	0	0	0
Tillman	23	12	6	5	0	0	0
Tulsa	2,180	1,026	1,057	288	10	12	392
Wagoner	51	31	21	1	1	2	8
Washington	101	57	24	22	0	0	4
Washita	5	1	1	1	0	0	2
Woodward	7	0	4	2	1	0	0
Out of State/Unknown	156	19	22	119	0	1	6
Other Indicators							
Dual Diagnosis	775	665	203	0	0	13	177
Homeless	1,126	344	313	402	19	13	207
SED (6-17)	876	600	9	2	0	22	509
SMI (If ever)	3,402	2,747	773	93	178	75	850

Notes: The same client may be counted in more than one category, e.g., clients can receive services under more than one contract source, in more than one "County of Residence," or may have multiple "Other Indicators." Please see Definition page for other considerations.

Oklahoma Department of Mental Health and Substance Abuse Services

Counts of Admitted Clients Served by Funding Source for Various Categories During FY1997

Race: White

	Total	Funding Source					
		Mental Health	Substance Abuse	Domestic Violence	Residential Care	Medicaid	Other
Total							
Unduplicated Count	50,993	32,470	14,246	5,578	918	819	7,511
Agency Type							
Community Mental Health	35,257	31,095	4,478	0	0	740	6,123
Domestic Violence and Sexual Assault	5,814	11	439	5,542	0	0	26
Hospital	2,600	2,600	0	0	0	0	0
Other	605	348	234	37	0	0	8
Residential Care	931	15	0	0	918	0	0
Substance Abuse	10,744	52	9,907	0	0	79	1,384
Sex							
Female	26,556	17,705	5,232	4,102	375	517	4,166
Male	24,437	14,765	9,014	1,476	543	302	3,345
Age							
0-04	1,597	443	157	727	0	14	455
05-17	9,196	5,747	1,268	1,063	0	159	2,519
18-20	2,113	1,176	798	265	5	19	197
21-24	3,310	1,859	1,194	516	24	33	352
25-34	11,054	6,408	4,262	1,475	103	124	1,179
35-44	12,028	7,652	4,334	1,062	255	160	1,201
45-54	6,398	4,842	1,583	356	233	109	624
55-64	3,015	2,497	490	80	172	99	396
65-74	1,379	1,194	120	24	99	62	251
75-84	616	477	35	9	25	24	190
85+	287	175	5	1	2	16	147
Race							
White	50,993	32,470	14,246	5,578	918	819	7,511
Presenting Problem/Diagnosis							
Alcohol Abuse	5,402	1,170	4,614	20	5	31	391
Developmental Disorder	3,137	2,357	49	60	204	55	906
Mood Disorder	15,410	14,021	1,831	50	216	301	1,891
Non Alcohol/Drug Related Organic	647	522	38	0	0	25	187
Other Non-Psychotic	6,914	5,730	371	0	0	98	1,803
Other Psychotic	3,226	2,894	351	5	259	74	240
Personality Disorder	431	387	72	0	0	3	55
Schizophrenia	3,812	3,674	289	0	0	99	498
Social Conditions	9,359	2,019	1,532	5,251	196	81	1,023
Substance Related	6,418	1,087	5,533	20	2	37	559
Deferred/No Diagnosis	694	117	303	184	72	15	23
County of Residence							
Adair	229	185	69	15	27	3	10
Alfalfa	89	64	13	6	0	28	2
Atoka	260	128	122	7	1	0	48
Beaver	45	30	11	3	0	4	0
Beckham	533	425	108	22	1	0	34
Blaine	299	232	42	10	0	0	72
Bryan	882	617	130	166	0	1	43
Caddo	291	200	72	22	0	4	13
Canadian	1,178	993	105	82	14	5	48
Carter	725	544	110	89	0	0	77
Cherokee	689	484	140	132	77	9	10

Notes: The same client may be counted in more than one category, e.g., clients can receive services under more than one contract source, in more than one "County of Residence," or may have multiple "Other Indicators." Please see Definition page for other considerations.

Oklahoma Department of Mental Health and Substance Abuse Services

Counts of Admitted Clients Served by Funding Source for Various Categories During FY1997

Race: White

	Funding Source						
	Total	Mental Health	Substance Abuse	Domestic Violence	Residential Care	Medicaid	Other
Choctaw	294	145	110	47	1	1	14
Cimarron	30	14	15	1	1	4	1
Cleveland	2,791	1,764	737	230	104	4	183
Coal	178	59	75	10	1	0	54
Comanche	1,070	753	254	150	35	0	38
Cotton	77	35	30	9	0	0	7
Craig	589	488	49	14	171	1	36
Creek	702	462	193	62	2	3	15
Custer	597	491	63	52	0	0	31
Delaware	520	351	97	43	13	0	62
Dewey	92	64	9	17	5	7	0
Ellis	61	52	6	5	0	15	0
Garfield	1,185	732	236	208	0	6	209
Garvin	538	468	52	20	0	2	54
Grady	1,113	745	207	199	1	26	17
Grant	63	46	8	7	0	0	7
Greer	137	92	45	5	0	1	0
Harmon	29	11	13	7	0	0	0
Harper	66	46	7	5	0	26	1
Haskell	171	141	26	5	1	0	3
Hughes	190	154	34	2	2	0	5
Jackson	323	144	86	113	0	1	2
Jefferson	73	35	26	3	0	0	13
Johnston	307	222	68	25	0	0	29
Kay	1,342	946	180	90	1	4	355
Kingfisher	150	130	46	2	0	0	9
Kiowa	207	154	41	22	0	0	9
Latimer	219	117	52	7	3	0	52
LeFlore	620	428	75	148	1	0	16
Lincoln	516	132	70	31	3	1	366
Logan	444	223	206	29	0	2	17
Love	168	131	18	10	0	1	24
Major	93	80	9	3	0	23	3
Marshall	254	206	41	20	0	1	8
Mayes	623	435	124	5	61	4	59
McClain	207	153	49	11	1	0	4
McCurtain	614	277	199	157	5	1	24
McIntosh	424	193	115	6	48	10	186
Murray	241	200	37	13	3	0	10
Muskogee	1,925	1,295	239	104	19	115	887
Noble	291	170	67	36	9	1	37
Nowata	183	116	45	24	0	0	17
Okfuskee	226	170	39	0	42	0	5
Oklahoma	8,821	5,385	2,763	789	76	158	2,054
Okmulgee	640	474	138	12	22	3	54
Osage	462	285	122	29	0	1	132
Ottawa	625	406	113	58	2	3	123
Pawnee	267	146	84	29	0	2	45
Payne	1,338	721	335	286	0	4	231
Pittsburgh	861	632	202	15	26	1	56
Pontotoc	859	542	154	197	19	10	51
Pottawatomie	933	320	249	86	2	1	474
Pushmataha	203	107	65	28	0	0	19

Notes: The same client may be counted in more than one category, e.g., clients can receive services under more than one contract source, in more than one "County of Residence," or may have multiple "Other Indicators." Please see Definition page for other considerations.

Oklahoma Department of Mental Health and Substance Abuse Services

Counts of Admitted Clients Served by Funding Source for Various Categories During FY1997

Race: White

	Funding Source						
	Total	Mental Health	Substance Abuse	Domestic Violence	Residential Care	Medicaid	Other
Roger Mills	34	26	8	1	0	0	2
Rogers	710	428	243	31	46	2	76
Seminole	649	431	108	34	13	3	113
Sequoyah	586	522	124	19	20	2	11
Stephens	447	278	173	48	26	0	16
Texas	361	207	99	54	0	61	21
Tillman	81	41	23	15	0	1	8
Tulsa	7,067	3,832	3,929	593	36	35	732
Wagoner	453	316	160	43	8	10	18
Washington	1,274	648	293	428	1	0	39
Washita	225	183	27	16	0	0	18
Woods	206	181	27	2	0	65	0
Woodward	576	419	84	88	4	143	3
Out of State/Unknown	555	169	172	236	4	0	14
Other Indicators							
Dual Diagnosis	3,898	3,451	1,098	0	0	63	340
Homeless	3,975	1,718	1,267	1,200	43	36	287
SED (6-17)	3,305	2,781	68	3	0	73	1,029
SMI (If ever)	20,662	18,077	4,180	563	910	533	2,545

Notes: The same client may be counted in more than one category, e.g., clients can receive services under more than one contract source, in more than one "County of Residence," or may have multiple "Other Indicators." Please see Definition page for other considerations.

Oklahoma Department of Mental Health and Substance Abuse Services

Counts of Admitted Clients Served by Funding Source for Various Categories During FY1997 Residential Treatment Services

	Total	Funding Source					Other
		Mental Health	Substance Abuse	Domestic Violence	Residential Care	Medicaid	
Total							
Unduplicated Count	7,259	1,869	5,409	1	0	1	311
Agency Type							
Community Mental Health	3,485	1,829	1,709	0	0	1	103
Domestic Violence and Sexual Assault	1	0	0	1	0	0	0
Hospital	24	24	0	0	0	0	0
Substance Abuse	4,040	16	3,904	0	0	0	208
Sex							
Female	2,431	870	1,555	0	0	1	118
Male	4,828	999	3,854	1	0	0	193
Age							
0-04	96	0	95	1	0	0	0
05-17	334	30	270	0	0	0	58
18-20	408	116	300	0	0	0	17
21-24	658	186	478	0	0	0	22
25-34	2,337	562	1,814	0	0	0	79
35-44	2,290	588	1,708	0	0	0	89
45-54	820	258	561	0	0	1	35
55-64	265	105	158	0	0	0	9
65-74	40	14	24	0	0	0	2
75-84	11	10	1	0	0	0	0
Race							
White	5,287	1,417	3,906	1	0	1	182
Black	1,078	290	758	0	0	0	80
Native American	722	104	617	0	0	0	37
Hispanic	190	50	141	0	0	0	11
Asian	21	8	13	0	0	0	1
Presenting Problem/Diagnosis							
Alcohol Abuse	2,262	151	2,150	0	0	0	32
Developmental Disorder	17	14	3	0	0	0	0
Mood Disorder	1,070	803	242	0	0	1	58
Non Alcohol/Drug Related Organic	24	19	4	0	0	0	1
Other Non-Psychotic	203	168	30	0	0	0	10
Other Psychotic	412	362	60	0	0	0	8
Personality Disorder	15	12	4	0	0	0	0
Schizophrenia	251	213	29	0	0	0	21
Social Conditions	137	9	124	1	0	0	3
Substance Related	2,984	119	2,794	0	0	0	177
Deferred/No Diagnosis	84	4	79	0	0	0	1
County of Residence							
Adair	24	0	24	0	0	0	0
Alfalfa	14	0	14	0	0	0	0
Atoka	21	1	20	0	0	0	0
Beaver	9	1	8	0	0	0	0
Beckham	171	98	86	0	0	0	2
Blaine	77	30	53	0	0	0	0
Bryan	30	0	29	0	0	0	1
Caddo	77	12	62	0	0	0	7
Canadian	87	22	70	0	0	0	1
Carter	105	2	100	0	0	0	3

Notes: The same client may be counted in more than one category, e.g., clients can receive services under more than one contract source, in more than one "County of Residence," or may have multiple "Other Indicators." Please see Definition page for other considerations.

Oklahoma Department of Mental Health and Substance Abuse Services

Counts of Admitted Clients Served by Funding Source for Various Categories During FY1997

Residential Treatment Services

	Funding Source						
	Total	Mental Health	Substance Abuse	Domestic Violence	Residential Care	Medicaid Other	
Cherokee	57	5	52	0	0	0	3
Choctaw	25	0	25	0	0	0	0
Cimarron	10	0	10	0	0	0	1
Cleveland	336	132	207	0	0	0	6
Coal	15	1	14	0	0	0	0
Comanche	113	3	103	0	0	0	7
Cotton	10	0	9	0	0	0	1
Craig	47	0	45	0	0	0	2
Creek	68	0	64	0	0	0	4
Custer	181	131	56	0	0	0	2
Delaware	43	1	43	0	0	0	0
Dewey	18	7	11	0	0	0	0
Ellis	7	0	7	0	0	0	0
Garfield	92	2	86	0	0	0	6
Garvin	33	1	31	0	0	0	1
Grady	98	18	82	0	0	0	2
Grant	1	0	1	0	0	0	0
Greer	48	21	27	0	0	0	0
Harmon	11	0	11	0	0	0	0
Harper	8	0	7	0	0	0	1
Haskell	9	0	9	0	0	0	0
Hughes	20	1	19	0	0	0	0
Jackson	60	1	57	0	0	0	2
Jefferson	10	0	10	0	0	0	0
Johnston	16	0	16	0	0	0	1
Kay	50	0	50	0	0	0	0
Kingfisher	2	1	2	0	0	0	0
Kiowa	53	36	19	0	0	0	2
Latimer	8	0	8	0	0	0	0
LeFlore	24	0	24	0	0	0	1
Lincoln	57	37	22	0	0	0	1
Logan	34	7	27	0	0	0	1
Love	14	0	14	0	0	0	0
Major	8	0	8	0	0	0	0
Marshall	17	0	17	0	0	0	0
Mayes	37	0	37	0	0	0	0
McClain	37	9	28	0	0	0	0
McCurtain	39	0	38	0	0	0	1
McIntosh	49	13	24	0	0	0	15
Murray	19	1	19	0	0	0	0
Muskogee	276	91	115	0	0	1	79
Noble	19	1	19	0	0	0	0
Nowata	18	1	16	0	0	0	2
Okfuskee	22	7	15	0	0	0	0
Oklahoma	2,400	1,004	1,505	0	0	0	40
Okmulgee	50	1	49	0	0	0	0
Osage	56	3	51	0	0	0	3
Ottawa	65	0	64	0	0	0	3
Pawnee	12	2	10	0	0	0	1
Payne	83	1	82	0	0	0	3
Pittsburgh	105	1	104	0	0	0	0
Pontotoc	45	2	42	1	0	0	1
Pottawatomie	103	37	67	0	0	0	1

Notes: The same client may be counted in more than one category, e.g., clients can receive services under more than one contract source, in more than one "County of Residence," or may have multiple "Other Indicators." Please see Definition page for other considerations.

Oklahoma Department of Mental Health and Substance Abuse Services

Counts of Admitted Clients Served by Funding Source for Various Categories During FY1997

Residential Treatment Services

	Total	Funding Source					Other
		Mental Health	Substance Abuse	Domestic Violence	Residential Care	Medicaid	
Pushmataha	16	1	15	0	0	0	0
Roger Mills	19	4	17	0	0	0	0
Rogers	78	3	73	0	0	0	5
Seminole	63	4	59	0	0	0	0
Sequoyah	45	0	42	0	0	0	3
Stephens	124	1	122	0	0	0	2
Texas	39	1	38	0	0	0	0
Tillman	17	0	16	0	0	0	2
Tulsa	960	52	857	0	0	0	80
Wagoner	57	3	55	0	0	0	0
Washington	73	0	70	0	0	0	6
Washita	44	32	15	0	0	0	0
Woods	11	0	11	0	0	0	0
Woodward	76	0	75	0	0	0	2
Out of State/Unknown	132	36	96	0	0	0	4
Other Indicators							
Dual Diagnosis	494	278	224	0	0	0	15
Homeless	879	230	676	1	0	0	16
SED (6-17)	102	24	65	0	0	0	14
SMI (If ever)	2,973	1,519	1,558	0	0	1	117

Notes: The same client may be counted in more than one category, e.g., clients can receive services under more than one contract source, in more than one "County of Residence," or may have multiple "Other Indicators." Please see Definition page for other considerations.

Oklahoma Department of Mental Health and Substance Abuse Services

Counts of Admitted Clients Served by Funding Source for Various Categories During FY1997 SED Clients

	Total	Funding Source					
		Mental Health	Substance Abuse	Domestic Violence	Residential Care	Medicaid	Other
Total							
Unduplicated Count	6,587	5,020	375	212	0	153	2,564
Agency Type							
Community Mental Health	6,108	4,896	40	0	0	140	2,442
Domestic Violence and Sexual Assault	212	0	4	212	0	0	0
Hospital	216	216	0	0	0	0	0
Other	18	17	1	0	0	0	1
Substance Abuse	424	1	331	0	0	13	139
Sex							
Female	2,624	1,949	142	107	0	54	1,078
Male	3,963	3,071	233	105	0	99	1,486
Age							
0-04	437	249	14	36	0	20	224
05-17	6,150	4,771	361	176	0	133	2,340
Race							
White	4,508	3,516	255	133	0	109	1,546
Black	1,187	772	63	44	0	33	690
Native American	713	526	40	28	0	7	256
Hispanic	292	242	20	8	0	4	83
Asian	9	8	0	0	0	0	4
Presenting Problem/Diagnosis							
Alcohol Abuse	33	11	16	0	0	0	11
Developmental Disorder	2,539	2,072	16	1	0	46	928
Mood Disorder	1,333	1,203	11	2	0	19	322
Non Alcohol/Drug Related Organic	20	16	0	0	0	0	9
Other Non-Psychotic	1,988	1,426	22	0	0	44	920
Other Psychotic	88	78	1	0	0	3	18
Personality Disorder	8	4	1	0	0	0	5
Schizophrenia	26	26	0	0	0	0	5
Social Conditions	830	351	92	187	0	30	339
Substance Related	260	36	209	0	0	4	57
Deferred/No Diagnosis	66	20	18	22	0	7	6
County of Residence							
Adair	28	27	0	1	0	0	0
Alfalfa	7	7	0	0	0	4	0
Atoka	8	5	1	0	0	0	5
Beaver	2	2	0	0	0	1	0
Beckham	99	87	2	2	0	0	31
Blaine	135	118	1	1	0	0	63
Bryan	38	36	1	3	0	0	1
Caddo	41	28	4	0	0	1	10
Canadian	135	126	3	3	0	0	15
Carter	30	26	0	2	0	0	3
Cherokee	86	75	5	15	0	0	1
Choctaw	36	34	2	1	0	0	0
Cleveland	270	241	24	5	0	0	19
Coal	9	3	1	0	0	0	6
Comanche	62	35	6	7	0	0	25
Cotton	3	2	0	0	0	0	1
Craig	45	44	0	0	0	0	1

Notes: The same client may be counted in more than one category, e.g., clients can receive services under more than one contract source, in more than one "County of Residence," or may have multiple "Other Indicators." Please see Definition page for other considerations.

Oklahoma Department of Mental Health and Substance Abuse Services

Counts of Admitted Clients Served by Funding Source for Various Categories During FY1997

SED Clients

	Funding Source					
	Total	Mental Health	Substance Abuse	Domestic Violence	Residential Care	Medicaid Other
Creek	52	46	0	3	0	1 3
Custer	108	96	3	3	0	0 20
Delaware	107	96	3	4	0	0 17
Dewey	4	4	0	0	0	0 0
Ellis	2	2	0	0	0	1 0
Garfield	250	230	13	19	0	3 13
Garvin	30	28	0	0	0	0 9
Grady	131	113	16	10	0	7 6
Grant	2	2	0	0	0	0 0
Greer	20	19	1	1	0	0 0
Harmon	1	1	0	0	0	0 0
Harper	2	1	0	0	0	0 1
Haskell	10	7	0	0	0	0 3
Hughes	8	8	0	0	0	0 0
Jackson	10	6	3	1	0	0 1
Jefferson	3	2	1	0	0	0 0
Johnston	17	17	1	0	0	0 1
Kay	233	165	3	4	0	1 132
Kingfisher	27	25	0	0	0	1 2
Kiowa	39	35	1	0	0	0 8
Latimer	20	13	2	0	0	0 7
LeFlore	28	28	0	0	0	0 0
Lincoln	82	27	3	0	0	0 75
Logan	71	60	10	0	0	2 5
Love	21	19	0	0	0	1 7
Major	5	3	0	0	0	0 3
Marshall	14	14	1	0	0	0 1
Mayes	108	104	1	0	0	0 17
McClain	25	24	1	0	0	0 0
McCurtain	55	51	1	4	0	0 0
McIntosh	102	57	15	2	0	2 84
Murray	15	15	0	0	0	0 0
Muskogee	693	363	29	15	0	53 582
Noble	28	22	0	0	0	0 11
Nowata	32	29	2	0	0	0 2
Okfuskee	24	23	0	0	0	0 1
Oklahoma	1,134	844	57	31	0	10 545
Okmulgee	150	136	1	0	0	0 20
Osage	73	48	1	1	0	0 52
Ottawa	171	146	13	6	0	4 29
Pawnee	28	17	1	5	0	0 8
Payne	157	97	11	19	0	0 106
Pittsburgh	96	63	15	3	0	3 46
Pontotoc	38	37	2	1	0	0 0
Pottawatomie	80	51	2	2	0	0 66
Pushmataha	10	10	0	0	0	0 0
Roger Mills	2	2	0	0	0	0 1
Rogers	88	64	9	2	0	0 18
Seminole	76	43	4	4	0	0 44
Sequoyah	34	33	3	0	0	0 0
Stephens	5	4	1	0	0	0 0
Texas	25	12	0	2	0	2 16
Tillman	3	2	0	0	0	1 2

Notes: The same client may be counted in more than one category, e.g., clients can receive services under more than one contract source, in more than one "County of Residence," or may have multiple "Other Indicators." Please see Definition page for other considerations.

Oklahoma Department of Mental Health and Substance Abuse Services
Counts of Admitted Clients Served by Funding Source for Various Categories During FY1997
SED Clients

	Total	Funding Source					Other
		Mental Health	Substance Abuse	Domestic Violence	Residential Care	Medicaid	
Tulsa	911	584	84	21	0	36	416
Wagoner	26	14	4	0	0	2	13
Washington	207	194	10	5	0	0	5
Washita	47	42	0	0	0	0	11
Woods	15	15	0	0	0	6	0
Woodward	23	17	2	0	0	11	4
Out of State/Unknown	6	1	0	5	0	0	0
Other Indicators							
Dual Diagnosis	78	72	4	0	0	1	10
Homeless	429	154	9	71	0	28	273
SED (6-17)	4,826	3,911	94	6	0	101	1,780
SMI (If ever)	283	235	34	3	0	9	72

Notes: The same client may be counted in more than one category, e.g., clients can receive services under more than one contract source, in more than one "County of Residence," or may have multiple "Other Indicators." Please see Definition page for other considerations.

Oklahoma Department of Mental Health and Substance Abuse Services

Counts of Admitted Clients Served by Funding Source for Various Categories During FY1997

Sex: Female Clients

	Total	Funding Source					
		Mental Health	Substance Abuse	Domestic Violence	Residential Care	Medicaid	Other
Total							
Unduplicated Count	34,671	21,878	7,171	5,985	472	631	6,039
Agency Type							
Community Mental Health	24,193	21,231	2,204	0	0	554	5,169
Domestic Violence and Sexual Assault	6,081	10	291	5,965	0	0	2
Hospital	1,272	1,272	0	0	0	0	0
Other	309	199	99	21	0	0	10
Residential Care	477	8	0	0	472	0	0
Substance Abuse	5,379	38	4,928	0	0	77	898
Sex							
Female	34,671	21,878	7,171	5,985	472	631	6,039
Age							
0-04	1,244	263	145	616	0	10	358
05-17	6,063	3,421	802	1,010	0	86	1,822
18-20	1,450	793	339	368	2	17	190
21-24	2,268	1,240	551	598	9	34	317
25-34	7,494	4,231	2,273	1,692	40	100	1,012
35-44	7,801	5,126	2,108	1,196	109	134	972
45-54	4,266	3,407	667	385	113	79	465
55-64	2,157	1,872	197	85	108	74	311
65-74	1,112	961	61	24	73	59	234
75-84	549	406	24	10	18	22	207
85+	267	158	4	1	0	16	151
Race							
White	26,556	17,705	5,232	4,102	375	517	4,166
Black	4,396	2,198	1,036	924	54	80	1,278
Native American	2,875	1,433	789	599	35	22	428
Hispanic	1,142	594	174	345	11	12	173
Asian	148	97	18	41	2	0	11
Presenting Problem/Diagnosis							
Alcohol Abuse	1,753	408	1,439	20	0	23	202
Developmental Disorder	1,611	1,071	36	69	103	31	595
Mood Disorder	11,878	10,758	1,152	42	105	261	1,832
Non Alcohol/Drug Related Organic	410	292	14	0	0	17	174
Other Non-Psychotic	4,871	3,897	221	0	0	65	1,467
Other Psychotic	2,127	1,910	211	5	144	55	223
Personality Disorder	330	297	53	0	0	2	44
Schizophrenia	2,309	2,177	147	0	0	73	382
Social Conditions	8,576	1,366	1,252	5,648	96	54	811
Substance Related	3,226	527	2,859	15	1	39	350
Deferred/No Diagnosis	468	49	161	206	38	11	23
County of Residence							
Adair	175	129	52	29	15	2	6
Alfalfa	42	32	2	5	0	12	1
Atoka	164	85	61	14	1	0	33
Beaver	27	21	2	3	0	4	0
Beckham	303	255	30	27	2	0	17
Blaine	193	157	12	13	0	0	41
Bryan	612	406	60	165	0	0	31
Caddo	247	162	57	22	0	4	22

Notes: The same client may be counted in more than one category, e.g., clients can receive services under more than one contract source, in more than one "County of Residence," or may have multiple "Other Indicators." Please see Definition page for other considerations.

Oklahoma Department of Mental Health and Substance Abuse Services

Counts of Admitted Clients Served by Funding Source for Various Categories During FY1997

Sex: Female Clients

	Funding Source						
	Total	Mental Health	Substance Abuse	Domestic Violence	Residential Care	Medicaid	Other
Canadian	788	650	36	107	6	4	15
Carter	504	351	47	103	0	0	58
Cherokee	532	349	65	157	41	8	13
Choctaw	208	101	59	55	0	1	10
Cimarron	17	9	7	0	1	3	1
Cleveland	1,653	1,090	376	218	54	1	62
Coal	114	41	40	11	0	0	38
Comanche	941	612	130	274	25	0	22
Cotton	44	21	10	12	1	0	2
Craig	322	279	13	11	88	1	18
Creek	381	272	68	54	1	2	9
Custer	376	314	20	48	0	0	22
Delaware	342	253	48	36	1	0	44
Dewey	56	36	3	15	2	2	0
Ellis	31	27	0	4	0	6	0
Garfield	755	468	94	203	0	6	105
Garvin	308	276	14	15	0	2	28
Grady	692	451	102	173	0	17	8
Grant	29	20	2	5	0	0	4
Greer	77	63	14	3	0	1	0
Harmon	29	12	7	11	0	0	0
Harper	38	25	4	6	0	13	0
Haskell	113	96	11	6	0	0	5
Hughes	126	100	19	6	1	0	2
Jackson	266	109	50	125	0	1	4
Jefferson	29	13	6	3	0	0	8
Johnston	195	142	26	22	0	0	19
Kay	891	631	79	98	0	4	232
Kingfisher	100	93	22	2	0	0	5
Kiowa	148	119	11	22	0	0	6
Latimer	140	68	25	9	4	0	40
LeFlore	376	242	37	117	0	0	14
Lincoln	351	85	40	22	1	1	262
Logan	257	133	110	25	0	4	12
Love	105	85	9	7	0	0	14
Major	45	39	0	5	0	11	2
Marshall	159	130	13	21	0	1	6
Mayes	375	285	57	7	23	3	31
McClain	123	97	21	9	1	0	3
McCurtain	438	222	90	136	1	0	9
McIntosh	284	125	80	7	21	7	141
Murray	159	127	16	18	1	0	9
Muskogee	1,483	860	175	153	14	122	800
Noble	169	115	21	23	2	2	28
Nowata	102	68	19	17	0	0	9
Okfuskee	167	130	24	3	37	0	9
Oklahoma	6,655	3,888	1,479	1,027	33	146	1,991
Okmulgee	434	327	68	14	11	5	61
Osage	355	218	92	27	0	1	101
Ottawa	448	315	39	51	0	0	94
Pawnee	196	97	45	38	0	2	40
Payne	780	460	115	216	0	4	154
Pittsburgh	522	429	66	17	18	1	42

Notes: The same client may be counted in more than one category, e.g., clients can receive services under more than one contract source, in more than one "County of Residence," or may have multiple "Other Indicators." Please see Definition page for other considerations.

Oklahoma Department of Mental Health and Substance Abuse Services

Counts of Admitted Clients Served by Funding Source for Various Categories During FY1997

Sex: Female Clients

	Funding Source						
	Total	Mental Health	Substance Abuse	Domestic Violence	Residential Care	Medicaid	Other
Pontotoc	637	379	98	190	13	5	43
Pottawatomie	617	170	140	90	1	2	334
Pushmataha	133	70	27	30	0	0	15
Roger Mills	14	12	1	1	0	0	0
Rogers	431	274	121	23	20	2	49
Seminole	446	299	62	27	8	3	97
Sequoyah	322	288	59	14	8	1	8
Stephens	250	155	54	55	13	0	13
Texas	221	146	19	56	0	44	8
Tillman	74	37	16	18	0	0	7
Tulsa	4,806	2,745	2,165	712	18	22	655
Wagoner	283	205	72	38	3	7	15
Washington	869	411	149	385	0	0	28
Washita	134	112	6	14	0	0	15
Woods	129	114	15	1	0	49	0
Woodward	358	258	29	71	4	91	0
Out of State/Unknown	425	58	69	310	0	1	13
Other Indicators							
Dual Diagnosis	2,029	1,775	549	0	0	41	260
Homeless	2,981	999	526	1,491	23	28	289
SED (6-17)	1,933	1,555	43	1	0	37	743
SMI (If ever)	14,170	12,384	2,259	702	465	421	2,239

Notes: The same client may be counted in more than one category, e.g., clients can receive services under more than one contract source, in more than one "County of Residence," or may have multiple "Other Indicators." Please see Definition page for other considerations.

Oklahoma Department of Mental Health and Substance Abuse Services

Counts of Admitted Clients Served by Funding Source for Various Categories During FY1997

Sex: Male Clients

	Total	Funding Source					
		Mental Health	Substance Abuse	Domestic Violence	Residential Care	Medicaid	Other
Total							
Unduplicated Count	32,734	18,858	12,400	2,282	717	379	5,075
Agency Type							
Community Mental Health	21,067	17,818	3,688	0	0	340	3,994
Domestic Violence and Sexual Assault	2,537	2	342	2,266	0	0	33
Hospital	2,158	2,158	0	0	0	0	0
Other	428	194	222	17	0	0	1
Residential Care	726	11	0	0	717	0	0
Substance Abuse	9,568	38	8,903	0	0	39	1,065
Sex							
Male	32,734	18,858	12,400	2,282	717	379	5,075
Age							
0-04	1,391	382	156	670	0	14	362
05-17	7,352	4,532	1,047	788	0	125	2,272
18-20	1,380	726	738	34	6	9	102
21-24	1,977	1,051	1,020	117	25	11	158
25-34	6,906	3,643	3,660	347	101	43	623
35-44	7,834	4,420	3,831	240	250	67	792
45-54	3,662	2,423	1,421	64	178	50	403
55-64	1,469	1,071	422	18	98	39	205
65-74	507	417	87	4	45	11	82
75-84	186	152	16	0	12	8	45
85+	70	41	2	0	2	2	31
Race							
White	24,437	14,765	9,014	1,476	543	302	3,345
Black	4,634	2,279	1,767	438	126	48	1,120
Native American	3,035	1,409	1,386	190	34	20	446
Hispanic	1,073	542	353	174	17	8	164
Asian	111	70	27	15	2	1	16
Presenting Problem/Diagnosis							
Alcohol Abuse	5,701	1,068	4,972	9	8	20	377
Developmental Disorder	2,947	2,243	49	25	152	37	950
Mood Disorder	6,663	5,963	1,069	12	161	81	738
Non Alcohol/Drug Related Organic	408	354	31	0	0	12	85
Other Non-Psychotic	4,138	3,288	251	0	0	59	1,238
Other Psychotic	2,267	2,000	288	1	217	33	163
Personality Disorder	165	140	32	0	0	1	27
Schizophrenia	3,110	2,967	332	0	0	61	452
Social Conditions	4,529	1,088	910	2,116	156	52	610
Substance Related	5,645	853	4,877	10	3	13	487
Deferred/No Diagnosis	544	104	267	111	54	10	11
County of Residence							
Adair	149	114	47	7	18	1	5
Alfalfa	57	38	15	1	0	16	1
Atoka	181	68	115	0	0	0	35
Beaver	27	13	13	1	0	1	0
Beckham	331	236	97	12	0	0	27
Blaine	220	154	53	5	0	0	55
Bryan	423	301	91	48	0	1	21
Caddo	280	155	100	12	0	4	33

Notes: The same client may be counted in more than one category, e.g., clients can receive services under more than one contract source, in more than one "County of Residence," or may have multiple "Other Indicators." Please see Definition page for other considerations.

Oklahoma Department of Mental Health and Substance Abuse Services

Counts of Admitted Clients Served by Funding Source for Various Categories During FY1997

Sex: Male Clients

	Funding Source						
	Total	Mental Health	Substance Abuse	Domestic Violence	Residential Care	Medicaid	Other
Canadian	617	468	105	46	10	3	41
Carter	445	355	99	25	0	0	34
Cherokee	406	282	125	51	55	3	5
Choctaw	223	100	105	27	1	0	11
Cimarron	18	8	10	1	0	2	0
Cleveland	1,606	952	504	39	68	4	177
Coal	89	27	44	4	1	0	19
Comanche	771	485	283	57	23	0	47
Cotton	67	24	39	2	0	0	7
Craig	420	346	55	4	127	0	24
Creek	459	269	185	21	1	1	11
Custer	380	286	75	30	0	0	19
Delaware	341	208	81	19	13	0	43
Dewey	52	34	12	5	4	5	1
Ellis	32	26	7	1	0	10	0
Garfield	696	391	197	75	1	6	162
Garvin	313	267	45	5	0	0	33
Grady	588	406	141	50	1	12	11
Grant	36	27	6	2	0	0	4
Greer	89	53	39	2	0	0	0
Harmon	20	6	10	6	0	0	0
Harper	33	23	3	2	0	14	1
Haskell	76	56	18	0	1	0	3
Hughes	107	80	26	2	2	0	3
Jackson	262	89	100	84	2	2	3
Jefferson	54	24	26	0	0	0	8
Johnston	173	120	58	7	0	0	15
Kay	711	468	152	22	1	1	208
Kingfisher	68	52	28	1	0	1	4
Kiowa	133	93	42	7	0	0	8
Latimer	121	66	42	1	2	0	17
LeFlore	323	242	50	43	1	0	6
Lincoln	265	77	44	12	2	0	182
Logan	291	140	142	10	0	1	14
Love	87	67	14	3	0	1	16
Major	57	42	11	1	0	12	4
Marshall	133	98	40	3	0	0	7
Mayes	402	265	95	2	56	1	35
McClain	115	79	37	2	0	0	1
McCurtain	447	161	217	84	6	1	18
McIntosh	261	119	71	4	37	6	118
Murray	129	101	30	5	3	0	3
Muskogee	1,283	823	218	30	20	61	613
Noble	182	82	71	21	7	0	18
Nowata	118	68	38	11	0	0	10
Okfuskee	225	167	36	4	70	0	2
Oklahoma	6,386	3,479	2,528	367	59	62	1,486
Okmulgee	460	305	141	8	17	0	33
Osage	278	137	98	11	0	0	82
Ottawa	351	200	106	23	2	4	62
Pawnee	162	77	78	10	0	0	19
Payne	859	377	298	167	0	0	156
Pittsburgh	547	329	198	12	16	2	45

Notes: The same client may be counted in more than one category, e.g., clients can receive services under more than one contract source, in more than one "County of Residence," or may have multiple "Other Indicators." Please see Definition page for other considerations.

Oklahoma Department of Mental Health and Substance Abuse Services
Counts of Admitted Clients Served by Funding Source for Various Categories During FY1997
Sex: Male Clients

	Funding Source						
	Total	Mental Health	Substance Abuse	Domestic Violence	Residential Care	Medicaid	Other
Pontotoc	425	260	99	86	10	7	23
Pottawatomie	593	207	245	16	1	0	249
Pushmataha	117	54	60	6	0	0	7
Roger Mills	31	18	16	1	0	0	2
Rogers	465	267	192	9	34	1	51
Seminole	455	255	106	16	8	1	101
Sequoyah	368	322	104	6	12	1	3
Stephens	267	153	144	13	16	0	8
Texas	203	85	93	27	0	23	15
Tillman	45	23	17	4	0	1	5
Tulsa	5,322	2,438	3,393	320	29	28	556
Wagoner	278	179	134	16	6	6	13
Washington	691	384	227	120	1	0	22
Washita	115	82	23	10	0	0	9
Woods	83	73	12	1	0	18	0
Woodward	265	184	70	28	1	55	5
Out of State/Unknown	380	135	151	110	4	0	9
Other Indicators							
Dual Diagnosis	3,056	2,715	863	0	0	39	298
Homeless	2,910	1,246	1,266	527	44	25	248
SED (6-17)	2,940	2,403	52	5	0	64	1,037
SMI (If ever)	11,649	10,013	3,157	46	712	218	1,387

Notes: The same client may be counted in more than one category, e.g., clients can receive services under more than one contract source, in more than one "County of Residence," or may have multiple "Other Indicators." Please see Definition page for other considerations.

Oklahoma Department of Mental Health and Substance Abuse Services

Counts of Admitted Clients Served by Funding Source for Various Categories During FY1997 SMI Clients

	Total	Funding Source					
		Mental Health	Substance Abuse	Domestic Violence	Residential Care	Medicaid	Other
Total							
Unduplicated Count	25,417	22,084	5,354	738	1,177	630	3,534
Agency Type							
Community Mental Health	23,017	21,353	3,574	0	0	613	3,273
Domestic Violence and Sexual Assault	777	2	85	736	0	0	3
Hospital	2,614	2,614	0	0	0	0	0
Other	83	13	72	2	0	0	4
Residential Care	1,189	16	0	0	1,177	0	0
Substance Abuse	2,480	54	2,295	0	0	17	273
Sex							
Female	14,001	12,257	2,233	693	465	420	2,202
Male	11,416	9,827	3,121	45	712	210	1,332
Age							
18-20	838	717	234	40	8	12	96
21-24	1,491	1,223	420	94	34	29	188
25-34	5,838	4,837	1,796	286	139	109	816
35-44	7,963	6,852	1,862	241	357	166	1,077
45-54	4,942	4,496	736	60	289	119	607
55-64	2,595	2,386	225	16	206	100	374
65-74	1,194	1,093	64	1	116	59	222
75-84	429	381	14	0	27	24	110
85+	127	99	3	0	1	12	44
Race							
White	20,363	17,835	4,137	560	910	528	2,478
Black	3,355	2,715	766	89	178	73	835
Native American	1,613	1,254	433	71	68	18	164
Hispanic	540	449	108	18	27	10	56
Asian	128	116	17	5	4	1	12
Presenting Problem/Diagnosis							
Alcohol Abuse	1,864	727	1,413	9	8	21	145
Developmental Disorder	508	225	10	6	254	8	50
Mood Disorder	11,264	10,314	1,612	9	264	273	1,381
Non Alcohol/Drug Related Organic	547	487	32	0	0	21	124
Other Non-Psychotic	2,418	2,257	220	0	0	50	372
Other Psychotic	3,814	3,392	413	2	359	83	342
Personality Disorder	357	334	50	0	0	3	45
Schizophrenia	5,263	4,996	474	0	0	133	817
Social Conditions	1,439	367	148	693	247	20	125
Substance Related	1,936	660	1,518	6	4	15	161
Deferred/No Diagnosis	215	42	62	17	90	3	11
County of Residence							
Adair	171	158	37	3	33	3	2
Alfalfa	50	40	3	1	0	22	0
Atoka	97	88	13	1	1	0	7
Beaver	20	19	1	0	0	3	0
Beckham	292	278	34	6	2	0	1
Blaine	101	87	19	2	0	0	1
Bryan	313	294	19	13	0	1	13
Caddo	113	99	22	1	0	0	3
Canadian	513	474	34	10	16	7	14

Notes: The same client may be counted in more than one category, e.g., clients can receive services under more than one contract source, in more than one "County of Residence," or may have multiple "Other Indicators." Please see Definition page for other considerations.

Oklahoma Department of Mental Health and Substance Abuse Services

Counts of Admitted Clients Served by Funding Source for Various Categories During FY1997 SMI Clients

	Funding Source						
	Total	Mental Health	Substance Abuse	Domestic Violence	Residential Care	Medicaid	Other
Carter	436	416	41	7	0	0	14
Cherokee	455	389	86	27	95	9	7
Choctaw	116	102	17	2	1	1	5
Cimarron	13	10	2	0	1	4	0
Cleveland	1,358	1,193	154	37	120	4	49
Coal	35	31	4	1	1	0	5
Comanche	439	387	55	18	41	0	18
Cotton	21	14	6	1	1	0	1
Craig	541	495	17	2	215	1	32
Creek	416	383	49	6	2	0	4
Custer	352	336	33	6	0	0	5
Delaware	184	159	14	3	14	0	18
Dewey	48	38	0	4	6	2	1
Ellis	25	25	2	0	0	10	0
Garfield	597	494	142	37	1	2	97
Garvin	237	232	14	4	0	2	8
Grady	451	426	24	22	1	2	5
Grant	38	37	1	0	0	0	2
Greer	56	55	5	0	0	0	0
Harmon	7	7	1	0	0	0	0
Harper	36	25	2	0	0	25	0
Haskell	92	87	3	1	1	0	2
Hughes	113	108	6	0	3	0	0
Jackson	91	73	17	5	2	1	0
Jefferson	17	13	1	2	0	0	1
Johnston	142	131	13	2	0	0	2
Kay	412	369	72	9	1	1	56
Kingfisher	104	97	40	1	0	0	2
Kiowa	126	119	12	6	0	0	0
Latimer	73	59	6	0	6	0	4
LeFlore	235	225	11	8	1	0	5
Lincoln	167	97	18	1	3	1	112
Logan	198	178	39	2	0	0	7
Love	64	63	2	0	0	0	3
Major	51	44	5	1	0	19	1
Marshall	121	111	7	6	0	1	3
Mayes	329	251	29	0	79	4	12
McClain	103	92	13	1	1	0	1
McCurtain	223	204	15	11	7	1	2
McIntosh	252	144	31	1	58	7	93
Murray	162	149	18	4	4	0	2
Muskogee	1,164	877	123	30	34	110	548
Noble	93	69	17	2	9	0	7
Nowata	71	63	7	1	0	0	13
Okfuskee	290	251	10	0	107	0	4
Oklahoma	5,609	4,540	1,329	117	92	149	1,412
Okmulgee	437	370	56	5	28	1	19
Osage	173	143	45	1	0	1	46
Ottawa	278	247	30	8	2	0	28
Pawnee	93	77	21	4	0	2	11
Payne	432	388	62	24	0	2	69
Pittsburgh	356	318	23	4	33	0	5
Pontotoc	399	347	40	33	23	3	16

Notes: The same client may be counted in more than one category, e.g., clients can receive services under more than one contract source, in more than one "County of Residence," or may have multiple "Other Indicators." Please see Definition page for other considerations.

Oklahoma Department of Mental Health and Substance Abuse Services
Counts of Admitted Clients Served by Funding Source for Various Categories During FY1997
SMI Clients

	Funding Source						
	Total	Mental Health	Substance Abuse	Domestic Violence	Residential Care	Medicaid	
Pottawatomie	377	245	44	11	2	0	207
Pushmataha	61	54	3	4	0	0	1
Roger Mills	15	15	2	0	0	0	0
Rogers	356	304	55	3	54	1	35
Seminole	378	358	21	4	16	4	4
Sequoyah	440	424	75	1	20	2	6
Stephens	156	129	32	5	28	0	11
Texas	94	85	9	2	0	48	2
Tillman	31	27	5	1	0	0	2
Tulsa	4,385	3,555	2,215	113	47	14	444
Wagoner	256	227	63	7	9	6	8
Washington	473	397	73	67	1	0	28
Washita	114	105	9	5	0	0	2
Woods	101	96	5	1	0	54	0
Woodward	225	198	26	9	5	99	0
Out of State/Unknown	158	115	31	25	4	1	2
Other Indicators							
Dual Diagnosis	4,191	3,775	1,133	0	0	70	482
Homeless	2,306	1,604	850	198	67	19	120
SMI (If ever)	25,417	22,084	5,354	738	1,177	630	3,534

Notes: The same client may be counted in more than one category, e.g., clients can receive services under more than one contract source, in more than one "County of Residence," or may have multiple "Other Indicators." Please see Definition page for other considerations.

Definitions of Terms and Categorization Variables

The following are definitions of terms and categorization variables used in this Data Book report.

Admitted Clients Served

Admitted Clients Served had an admission transaction in the ICIS before or during the report year and had received a service during the year. They are counted only once in the total for each level of aggregation. This is called an unduplicated count.

Age

Client age is computed using the client's age at the middle of the fiscal year.

Contacts

Individuals are counted as contacts when they call or visit an agency, but are not admitted.

Funding Source

Funding Source helps identify the payment source of services. Frequently, clients receive services under multiple funding sources. The funding source categories for this report were Mental Health, Substance Abuse, Domestic Violence, Residential Care, Medicaid, and Other.

ICIS

The Oklahoma Department of Mental Health and Substance Abuse Services maintains an agency-wide database, the Integrated Client Information System (ICIS), to which all Department-funded services and transactions are reported. The ICIS contains demographic and service information about clients and agencies.

List of Agencies by Type

The following is a list of agencies by type that provided data during the Fiscal Year 1997:

AGENCY TYPE**AGENCY NAME****Community Mental Health**

ASSOCIATED CENTERS FOR THERAPY, INC.
BILL WILLIS MENTAL HEALTH
CARL ALBERT CMHC
CENTRAL OKLAHOMA CMHC
CHISHOLM TRAIL COUNSELING SERVICES
COMMUNITY COUNSELING CENTER
CREEKS MENTAL HEALTH SERVICES
EDWIN FAIR CMHC
GRAND LAKE M.H.C.
GREEN COUNTRY BEHAVIORAL HEALTH SERVICES
HOPE COMMUNITY SERVICES, INC.
JIM TALIAFERRO CMHC
MENTAL HEALTH SERVICES OF SOUTHERN OKLAHOMA
NORTH CARE CENTER
OK COUNTY CRISIS INTERVENTION CENTER
PARKSIDE, INC.
RED ROCK BEHAVIORAL HEALTH SERVICES
RED ROCK WEST
WESTERN STATE PSYCHIATRIC CENTER
WHEATLAND MH CENTER, INC.

Domestic Violence and Sexual Assault

ACMI HOUSE INC
ACTION ASSOCIATES, INC.
CALL RAPE INC.
COMMUNITY CRISIS CENTER, INC.
CRISIS CONTROL CENTER
D.V. PROG. OF N. CENTRAL OK.
DOMESTIC VIOLENCE INTERVENTION SERVICES
FAMILY CRISIS & COUNSELING CENTER
FAMILY CRISIS CENTER, INC.
FAMILY SHELTER
HELP-IN-CRISIS, INC.
N.W. DOMESTIC CRISIS SERVICES
NEW DIRECTIONS, INC.
PROJECT SAFE, INC.
S.O.S. FOR FAMILIES
STEPHENS COUNTY VOLUNTEERS FOR CRISIS INTERVENTION
STILLWATER DOMESTIC VIOLENCE SERVICE INC.
WOMEN IN SAFE HOMES, INC.
WOMEN'S CRISIS SERVICES
WOMEN'S SERVICE & FAMILY RESOURCE CENTER
WOMENS RESOURCE CENTER
YWCA CRISIS CENTER
YWCA OF OKC CRISIS SERVICES

AGENCY TYPE**AGENCY NAME**

Hospitals

EASTERN STATE HOSPITAL
GRIFFIN MEMORIAL HOSPITAL
OKLAHOMA YOUTH CENTER

Other Agencies

CENTER FOR CHILDREN & FAMILIES
DIVORCE VISITATION ARBITRATION
GREAT PLAINS IMPROVEMENT FND.
HIV RESOURCE CONSORTIUM
HOMINY HEALTH SRVCS CENTER INC.
PEOPLE INCORPORATED
PROJECT HEARTLAND
TULSA METROPOLITAN MINISTRY
TULSA SEXUAL ASSAULT NURSE EXAMINERS PROGRAM
CENTER FOR CHILDREN & FAMILIES
DIVORCE VISITATION ARBITRATION
GREAT PLAINS IMPROVEMENT FND.
HIV RESOURCE CONSORTIUM
HOMINY HEALTH SRVCS CENTER INC.
PEOPLE INCORPORATED
PROJECT HEARTLAND
TULSA METROPOLITAN MINISTRY
TULSA SEXUAL ASSAULT NURSE EXAMINERS PROGRAM

Residential Care

AUTUMN YEARS RESIDENT RANCH
BOLEY RESIDENTIAL CARE HOME
BOLEY RESIDENTIAL CARE HOME II
CLETA'S COTTAGE
COPP'S RESIDENTIAL CARE, INC.
COUNTRY LANE RESID. CARE HOME
DON MENTZER FACILITY
DOW RESIDENTIAL CARE HOME
DUNCAN COMMUNITY RESIDENCE INC
DYCO PROPERTIES, INC.
EDNA LEE'S RESIDENTIAL CARE
EL RENO RESIDENTIAL CARE
ELM TREE HOUSE
FAIR OAKS
GOLDEN YEARS
GREEN ACRES
HAV-TAPINC DBA, THE HARBOR
HIGH CEDAR RESIDENTIAL CARE
LAKE FRANCIS RETIREMENT CENTER
LEXINGTON ROOM & BOARD
MILLER COZY HOME, INC.
NORTH FORK RESIDENTIAL CARE
PADEN RESIDENTIAL CARE

AGENCY TYPE**AGENCY NAME**

Substance Abuse

PARKVIEW RESIDENTIAL CARE
RAMBLING ROSE RESIDENTIAL CARE
SANTE FE RESIDENTIAL CARE
SOUTHWEST RETIREMENT HOME, INC
SUGAR MOUNTAIN RETREAT
SUNNY ACRES BOARDING MANOR, INC.
SUNNY ACRES RESIDENTIAL CARE

ADA AREA CHEMICAL DEPENDENCY CENTER, INC.
ALPHA II, INC.
BRIDGEWAY
CAA TURNING POINT
CARE FOR CHANGE, INC.
COMMUNITY ALCOHOLISM SERVICES
CROSSROADS COUNSELING
CROSSROADS INCORPORATED
DRUG RECOVERY, INC.
EAGLE RIDGE INSTITUTE
EDMOND FAMILY SERVICES, INC.
FIRST WINGS OF FREEDOM
GATEWAY TO PREVENTION/RECOVERY
HOUSE OF HOPE, INC.
INDIAN HEALTH CARE RESOURCE CENTER
KIAMICHI COUNCIL ON ALCOHOLISM
LASTSTOP
LEFLORE COUNTY YOUTH & FAMILY SERVICES, INC.
LIFE IMPROVEMENT CENTER
LOGAN COUNTY YOUTH AND FAMILY SERVICES INC.
METRO TULSA SUBSTANCE ABUSE SERVICES
MONARCH, INC.
MOORE ALCOHOL AND DRUG CENTER
MUSKOGEE COUNTYCOUNCIL YTH SV
N.E. OK COUNCIL ON ALCOHOLISM
NAIC CENTER OF OKLAHOMA ALCOHOL & DRUG SERVICES, INC.
NATIVE AMERICAN CENTER OF RECOVERY
NEW HOPE OF MANGUM
NORMAN ALCOHOL AND DRUG TREATMENT CENTER
OPPORTUNITIES, INC.
PALMER DRUG ABUSE PROGRAM INC.
PAYNE COUNTYCOUNSELING SERVICES, INC.
ROADBACK, INC.
ROGERS COUNTY DRUG ABUSE PROGRAM, INC.
S.W. YOUTH & FAMILY SERVICES
SECOND CHANCE CDU
SOAARR, INC.
STARTING POINT II, INC.

AGENCY TYPE

AGENCY NAME

STREET SCHOOL, INC.
THE NEXT STEP NETWORK, INC.
THE OAKS BEHAVIORAL HEALTH CENTER
THE REFERRAL CENTER
TRI-CITY SUBSTANCE ABUSE CENTER
TRI-CITY YOUTH & FAMILY CENTER
TURNING POINT
TWELVE & TWELVE, INC.
VINITA ALCOHOL AND DRUG TREATMENT CENTER

ODMHSAS

Refers to the Oklahoma Department of Mental Health and Substance Abuse Services.

Other Indicators

There are several groups of clients that are of special interest because they have special treatment needs, state or federal requirements regarding their placement or the services they receive, or because they are part of a priority population. The definitions of these groups and criteria for their selection are provided below:

- Deaf and Hearing Impaired
Clients who are deaf, hard of hearing, or indicated the need for an interpreter for the deaf were grouped to form the Deaf and Hearing Impaired category.
- Homeless
A homeless person under ICIS criteria is a person who: (a) lacks a fixed, regular and adequate night time residence AND (b) has a primary night time residence that is a supervised publicly or privately operated shelter designed to provide temporary living accommodations including welfare hotels, congregate shelters, halfway houses, and transitional housing for the mentally ill; or an institution that provides a temporary residence for individuals intended to be institutionalized; or a public or private place not designed for, or ordinarily used as, a regular sleeping accommodation for human beings, not limited to people living on the streets. Individuals are considered homeless if they have lost their permanent residence, and are temporarily living in a shelter to avoid being on the street. Prisoners being released or in the custody of a correctional facility are not

considered homeless at the time of admission for treatment. The definition also excludes persons in a hospital, residential care facility, commercial hotel/motel, supervised apartment, or living with parent/other relative (even if only temporarily). The definition does include domestic violence and sexual assault shelters, as the persons have fled a residence that is not adequate (i.e., not safe).

- Legal Status

Legal Status has three categories; Voluntary, Civil Involuntary, and Criminal Involuntary. The categories of legal status (with ICIS codes) are as follows:

Voluntary. These clients enter treatment voluntarily and are coded Voluntary Admission (01), Court Voluntary (02), Informal Admission (16), or Other (18).

Civil Involuntary. These clients are required by the court system to receive services, even though they may be reluctant. They are coded Court Commitment (03), Order of Detention (06), Juvenile Court Order (07), Transfer – Other Legal Entity (08), Court Ordered Juveniles in Need of Treatment, DHS given custody (10), Court Ordered Juveniles in Need of Treatment Parental Custody Retained (11), Emergency Detention (12), Continued Court Detention (13), 28-Day Court Commitment (14), or Protective Custody (17).

Criminal Involuntary. These clients are required to receive services because they have been accused of or have committed a crime. Codes include the following; Incompetent to Stand Trial (04), Not Guilty by Reason of Insanity (05), Court Order for Observation and Evaluation (09), Court Referred DUI Clients (15), Criminal Hold (20), or Court Commit with Hold (21).

- Adults with Serious Mental Illness (SMI)

SMI denotes clients who have been identified **at any time** as having a serious mental illness using the formal ODMHSAS definition. According to this definition, an Adult with a Serious Mental Illness must be an individual 18 years of age or older.

- Children with a Serious Emotional Disturbance (SED)

SED refers to children who meet departmental criteria for having a Serious Emotional Disturbance.

- Any Alcohol/Drug Problem

A substance abuse client is one who has one or more DSM-IV Axis I primary, secondary or tertiary diagnoses from categories 1.a. or 1.b. (in the Dual

Diagnosis definition below) or one or more ICIS Substance Abuse Related Problems (710-731, 741-743). Clients identified only as co-dependents are not identified as substance abusers.

- **Dual Diagnosis Client**

A dual diagnosis client is one who meets the criteria for having a substance abuse diagnosis from categories 1.a. or 1.b. below and meets the criteria for a mental illness based on one or more DSM-IV Axis II primary, secondary, or tertiary diagnoses from categories 2.a. through 2.e. below.

- 1.a. Psychoactive Substance Induced Organic Disorders: 291.0-291.8, 292.0-292.83, 292.89-282.99
- b. Psychoactive Substance Use Disorders: 303.0-305.99.
- 2.a. Schizophrenia: 295.10, 295.20, 295.30, 295.40, 295.60, 295.70, 295.90
- b. Delusional (Paranoid) Disorder: 297.1
- c. Other Psychotic Disorders: 295.40, 295.70, 297.3, 298.8, 298.9, 297.1, 297.3
- d. Mood Disorders: 296.20-296.7
- e. Borderline Personality Disorder: 301.83

Presenting Problem/Diagnosis

Categories for this variable are based on the DSM-IV primary diagnosis or primary presenting problem. If the admitting agency has clinicians qualified to make a diagnosis, the diagnosis is used, otherwise, a presenting problem is used to define a client's category.

Categories	Codes
Developmental Disorders	
DSM-IV Codes:	302.5-302.69, 302.85, 307-307.39, 307.5-307.99, 309.21, 312-312.29, 312.9-313.21, 313.81-313.89, 314-314.99, 315-319.99, 299-299.99
Presenting Problems:	210, 240

Categories**Codes****Non Alcohol/Drug Related Organic**

DSM-IV Codes: 290-290.99, 293-293.83, 294-294.80, 310-310.10

Alcohol Abuse

DSM-IV Codes: 291-291.99, 293.9, 303-303.99, 305-305.02
Presenting Problems: 741, 710, 711

Other Substance Abuse

DSM-IV Codes: 305.1-305.99, 292-292.99, 304-304.99
Presenting Problems: 742, 743, 744, 720-731

Schizophrenia

DSM-IV Codes: 295 (excluding 295.4, 295.7)

Other Psychotic

DSM-IV Codes: 297-298.9, 295.40, 294.9, 295.70
Presenting Problems: 510-530, 650

Mood Disorders

DSM-IV Codes: 296-296.99, 301.13, 300.4-300.49, 293.89, 311-311.99
Presenting Problems: 500-503

Other Non-Psychotic

DSM-IV Codes: 300-300.39, 300.6-300.99, 302-302.49, 302.7-302.84, 302.89-302.99, 307-4-307.49, 307.8, 312.8, 308.3-309.19, 309.23-309.99, 312.3, 316-316.99, 780.50

Personality Disorders

DSM-IV Codes: 301-301.9

Social Conditions

DSM-IV Codes: V40.00-V40.60, V61-V71.02, 955.5-995.81
Presenting Problems: 740, 450, 620-632, 311-420

Deferred/No Diagnosis

DSM-IV Codes: 799.9-799.90, V71.09
Presenting Problems: 110, 130

Race

The Unknown category was utilized to group Clients who made no selection from the choices below indicating their race.

The following groupings are used for reporting race:

- White
- Black
- Native American
- Hispanic
- Asian
- Unknown

Various Categories:

In response to many special report requests in past years, the special reports table was generated to address the majority of those requests.

Description of the Data Book

This Data Book displays Counts of Admitted Clients Served by Funding Source for Sex, Age, Race, Presenting Problem/Diagnosis, County of Residence, and Other Indicators. It contains six tables presenting data for 1) Statewide Total, 2) Agency, 3) Agency Type, 4) Count of Residence, 5) Planning Area, and 6) Various Categories.

Admitted Clients Served by Funding Source

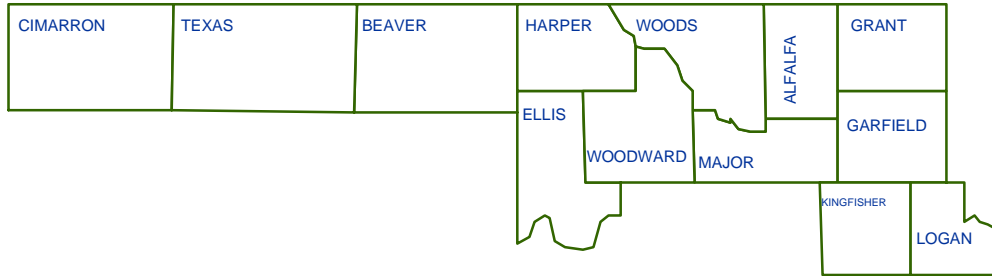
Admitted Clients Served are clients who have an admission transaction in the ICIS before or during the report year and had received a service during the report year. They are counted only once in the total for each level of aggregation or category in which they appear. This is called an unduplicated count. For example, a client may receive services at one hospital and then receive services at another hospital in the same year. This client would be counted twice (once at each hospital) in the agency report, but only once in the agency type and statewide tables. Because information such as age and sex should remain constant (except for data entry errors), counts for categories of these variables will sum to the total clients served on each table. Variables that might change from admission at one facility to admission at another or over time, (e.g., legal status, diagnosis, and target population) can be counted in more than one category and should not be summed.

This Data Book shows only clients who were admitted for services and excludes contacts. It enumerates admitted clients, but further limits the counts to specific subgroups of the client population. Each individual counted has received a service at some time during the year regardless of the year he/she was admitted. Clients are grouped by frequently referenced demographics: Sex, Age, Race, Presenting Problem/Diagnosis, County of Residence, and Other Indicators. A client may be in more than one of these groups, or a client's group may change during the year. As a result, the sum of target populations exceeds the total number served. However, for any given population, the age, race, and sex, which do not change (age is calculated as of a single point in time), are unduplicated counts and should equal the total.

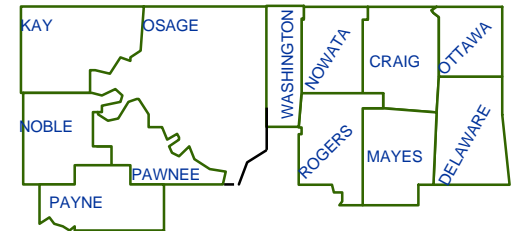
OKLAHOMA DEPARTMENT OF MENTAL HEALTH
AND SUBSTANCE ABUSE SERVICES

Planning Areas

Northwest



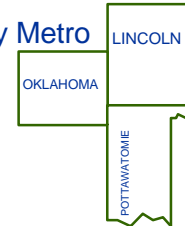
Northeast



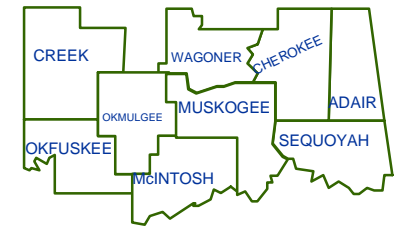
Tulsa Metro



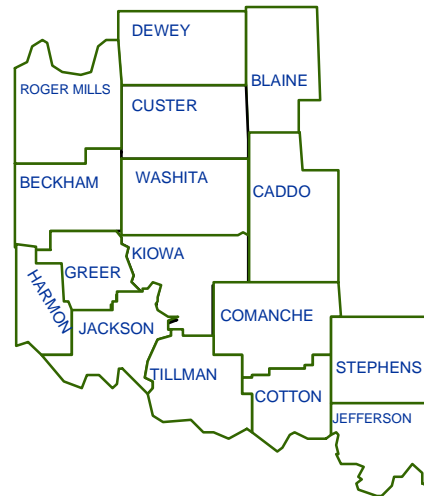
Okla. City Metro



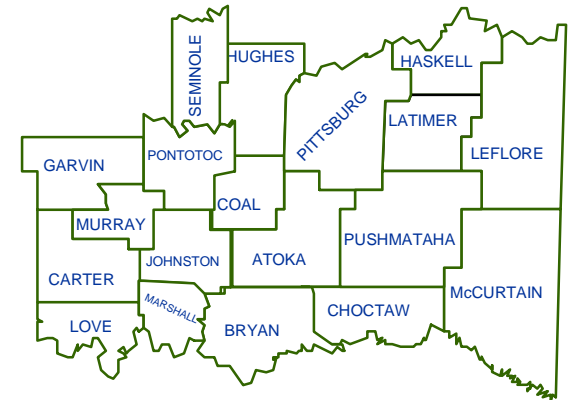
East Central



Central



Southwest



Southeast