

data

BOOK FOR FISCAL YEAR 1998

Admitted Clients Served
By Funding Source

Table 6. Counts of Admitted
Clients Served for Various
Categories

DATA BOOK FOR FISCAL YEAR 1998

Published by

Oklahoma Department of Mental Health and Substance Abuse
Services

Prepared by

Ali Akour, Ph.D.

Data Analyst, Evaluation and Data Analysis Section
Decision Support Services

2002

Terry Cline, Ph.D., Commissioner
Steve Davis, Ph.D., Director of Decision Support Services
Mark Reynolds, Ed. D., Evaluation & Data Analysis Data Projects Manager

Public Domain Notice

The Data Book for Fiscal Year 1998 is in the public domain and may be reproduced or copied without permission from the Oklahoma Department of Mental Health and Substance Abuse Services. However, this publication may not be reproduced or distributed for a fee without the specific, written authorization of Oklahoma Department of Mental Health and Substance Abuse Services. Citation of the source is appreciated.

Electronic Access to Publication

This publication is available on the World Wide Web at:
<http://www.odmhsas.org/specialreports.htm>

How to Contact Us

**Oklahoma Department of Mental Health and Substance Abuse Services
Evaluation and Data Analysis Section**

P.O. Box 53277
Oklahoma City, OK 73152-3277
(405) 522-3813

Contents

Introduction

Admitted Clients Served by Funding Source

- Table 1. Counts of Admitted Clients Served for **Statewide Total**
- Table 2. Counts of Admitted Clients Served for each **Agency**
- Table 3. Counts of Admitted Clients Served for each **Agency Type**
- Table 4. Counts of Admitted Clients Served for each **County of Residence**
- Table 5. Counts of Admitted Clients Served for each **Planning Area**
- Table 6. Counts of Admitted Clients Served for **Various Categories**

Appendix

Definitions of Terms and Categorization Variables

Description of the Data Book

Map of Planning Areas

DATA BOOK FOR FISCAL YEAR 1998

Introduction

Prior to Fiscal Year 1999, any client seen at an Oklahoma Department of Mental Health and Substance Abuse Services (ODMHSAS) contracted facility was reported, regardless of who paid for the service. Starting with Fiscal Year 1999, only clients funded in full or in part by ODMHSAS were reported. Therefore, previous years' reported client counts will be larger than in following years.

During the Fiscal Year 1998, the State of Oklahoma expenditures on community mental health services, inpatient facilities, substance abuse services, domestic violence/sexual assault services, and departmental management amounted to approximately \$168 million dollars. An unduplicated total of approximately 84,853 recipients were served system-wide in FY 1998. The unduplicated total of 84,853 recipients consists of 61,690 recipients that were admitted and served and 23,163 recipients that were contacts. This Data Book report is generated to provide basic information about these recipients for policy makers, interest groups, and others working to improve the quality of life for those in need.

The Data Book report is produced by the Evaluation and Data Analysis Section of the Decision Support Services Division at the ODMHSAS. The report summarizes demographic information for clients served in agencies operated by or funded through ODMHSAS. To create the Data Book report, data are extracted from the ODMHSAS Integrated Client Information System (ICIS). ICIS contains demographic and service information about service recipients and agencies.

This Data Book report focuses on Admitted Clients Served by Funding Source. To meet the specific needs of a variety of entities, the information is divided into tables and each table presents a different view of the data. Definitions of terms and a map of planning areas are also provided.

Oklahoma Department of Mental Health and Substance Abuse Services

Counts of Admitted Clients Served by Funding Source for Various Categories During FY1998

Age: < 18

	Total	Funding Source					
		Mental Health	Substance Abuse	Domestic Violence	Residential Care	Medicaid	Other
Total							
Unduplicated Count	13,051	5,300	1,850	3,270	0	1,631	4,681
Agency Type							
Community Mental Health	7,806	4,965	58	0	0	1,355	4,601
Domestic Violence and Sexual Assault	3,269	0	4	3,269	0	0	0
Hospital	220	220	0	0	0	0	0
Other	211	203	8	1	0	0	0
Substance Abuse	1,895	0	1,780	0	0	281	88
Sex							
Female	5,874	2,274	738	1,695	0	706	2,026
Male	7,177	3,026	1,112	1,575	0	925	2,655
Age							
0-04	2,307	298	301	1,356	0	163	531
05-17	10,744	5,002	1,549	1,914	0	1,468	4,150
Race							
White	8,738	3,850	1,213	1,950	0	1,059	3,193
Black	2,118	625	327	616	0	330	783
Native American	1,581	591	252	436	0	183	496
Hispanic	683	246	66	267	0	56	202
Asian	51	14	6	24	0	5	13
Presenting Problem/Diagnosis							
Alcohol Abuse	130	11	110	0	0	10	16
Developmental Disorder	2,948	1,808	75	11	0	563	1,726
Mood Disorder	1,644	1,211	6	8	0	248	808
Non Alcohol/Drug Related Organic	15	7	0	0	0	6	6
Other Non-Psychotic	3,008	1,640	151	0	0	615	1,725
Other Psychotic	75	61	3	3	0	18	26
Personality Disorder	5	1	3	0	0	1	1
Schizophrenia	22	16	0	0	0	5	9
Social Conditions	4,192	476	533	3,016	0	145	314
Substance Related	855	42	786	0	0	12	73
Deferred/No Diagnosis	619	145	222	236	0	19	2
County of Residence							
Adair	78	28	8	42	0	12	15
Alfalfa	13	12	2	0	0	5	0
Atoka	59	4	38	11	0	15	4
Beaver	3	3	0	0	0	0	0
Beckham	109	88	6	16	0	3	2
Blaine	48	39	5	4	0	1	1
Bryan	279	112	19	79	0	0	163
Caddo	129	58	42	19	0	9	12
Canadian	309	155	14	98	0	8	92
Carter	137	56	6	48	0	5	71
Cherokee	169	85	3	74	0	11	57
Choctaw	46	19	15	12	0	13	2
Cimarron	1	1	0	0	0	0	0
Cleveland	520	295	111	78	0	28	188
Coal	73	3	48	3	0	36	22
Comanche	345	147	32	142	0	38	22
Cotton	11	7	0	4	0	0	0

Notes: The same client may be counted in more than one category, e.g., clients can receive services under more than one contract source, in more than one "County of Residence," or may have multiple "Other Indicators." Please see Definition page for other considerations.

Oklahoma Department of Mental Health and Substance Abuse Services

Counts of Admitted Clients Served by Funding Source for Various Categories During FY1998

Age: < 18

	Funding Source						
	Total	Mental Health	Substance Abuse	Domestic Violence	Residential Care	Medicaid	Other
Craig	89	50	14	8	0	3	39
Creek	96	70	4	18	0	37	3
Custer	118	60	2	58	0	0	2
Delaware	231	80	15	43	0	1	151
Dewey	18	13	2	3	0	1	1
Ellis	21	12	0	9	0	5	1
Garfield	376	210	14	106	0	21	228
Garvin	201	165	6	9	0	1	161
Grady	227	79	39	110	0	6	22
Grant	9	4	0	2	0	1	6
Greer	12	7	0	5	0	0	0
Harmon	6	3	1	2	0	0	0
Harper	5	4	1	0	0	1	0
Haskell	16	10	5	1	0	2	1
Hughes	15	5	5	4	0	4	1
Jackson	114	11	15	86	0	4	1
Jefferson	8	1	0	5	0	2	1
Johnston	100	49	21	4	0	10	63
Kay	451	192	11	84	0	3	298
Kingfisher	26	17	1	2	0	0	14
Kiowa	49	36	5	7	0	0	1
Latimer	75	13	31	0	0	39	0
LeFlore	174	22	74	66	0	15	2
Lincoln	111	34	3	7	0	80	51
Logan	100	36	41	8	0	9	30
Love	66	40	0	10	0	4	42
Major	25	23	0	0	0	1	2
Marshall	39	30	0	7	0	0	22
Mayes	143	83	7	12	0	2	62
McClain	48	38	8	3	0	2	13
McCurtain	202	59	50	94	0	4	0
McIntosh	84	24	28	7	0	30	21
Murray	41	25	2	7	0	1	26
Muskogee	582	329	94	72	0	34	171
Noble	79	23	3	38	0	1	33
Nowata	40	25	7	5	0	0	12
Okfuskee	80	37	4	9	0	50	1
Oklahoma	2,385	754	265	481	0	397	1,284
Okmulgee	246	108	29	10	0	197	4
Osage	134	62	12	15	0	3	90
Ottawa	215	85	4	46	0	0	140
Pawnee	60	26	4	10	0	5	36
Payne	338	83	13	140	0	5	165
Pittsburgh	132	46	55	8	0	8	26
Pontotoc	160	78	11	56	0	3	76
Pottawatomie	273	38	44	42	0	101	161
Pushmataha	36	10	17	9	0	3	2
Roger Mills	7	1	2	4	0	0	0
Rogers	172	57	47	61	0	5	18
Seminole	237	84	7	25	0	129	148
Sequoyah	197	170	12	17	0	18	18
Stephens	86	12	1	73	0	0	0
Texas	113	25	5	84	0	4	1

Notes: The same client may be counted in more than one category, e.g., clients can receive services under more than one contract source, in more than one "County of Residence," or may have multiple "Other Indicators." Please see Definition page for other considerations.

Oklahoma Department of Mental Health and Substance Abuse Services

Counts of Admitted Clients Served by Funding Source for Various Categories During FY1998

Age: < 18

	Funding Source						
	Total	Mental Health	Substance Abuse	Domestic Violence	Residential Care	Medicaid	Other
Tillman	20	2	3	15	0	1	0
Tulsa	1,333	410	400	323	0	147	293
Wagoner	60	19	21	19	0	16	12
Washington	292	135	43	81	0	3	91
Washita	32	18	2	12	0	0	1
Woods	44	39	3	0	0	7	0
Woodward	107	61	4	41	0	25	0
Out of State/Unknown	244	4	10	229	0	2	1
Other Indicators							
Dual Diagnosis	82	72	2	0	0	7	29
Homeless	1,345	119	86	1,132	0	10	37
SED (6-17)	3,526	2,556	82	7	0	571	1,737
SMI (If ever)	264	180	41	6	0	50	118

Notes: The same client may be counted in more than one category, e.g., clients can receive services under more than one contract source, in more than one "County of Residence," or may have multiple "Other Indicators." Please see Definition page for other considerations.

Oklahoma Department of Mental Health and Substance Abuse Services

Counts of Admitted Clients Served by Funding Source for Various Categories During FY1998

Age: 12 to 17

	Total	Funding Source					Other
		Mental Health	Substance Abuse	Domestic Violence	Residential Care	Medicaid	
Total							
Unduplicated Count	5,552	2,907	1,191	502	0	745	1,936
Agency Type							
Community Mental Health	3,667	2,628	40	0	0	675	1,870
Domestic Violence and Sexual Assault	501	0	0	501	0	0	0
Hospital	196	196	0	0	0	0	0
Other	172	166	6	1	0	0	0
Substance Abuse	1,208	0	1,145	0	0	72	74
Sex							
Female	2,594	1,384	417	362	0	351	873
Male	2,958	1,523	774	140	0	394	1,063
Age							
05-17	5,552	2,907	1,191	502	0	745	1,936
Race							
White	3,908	2,145	819	317	0	495	1,341
Black	728	297	168	66	0	136	281
Native American	697	344	156	76	0	86	232
Hispanic	260	137	48	44	0	27	79
Asian	17	8	4	0	0	3	6
Presenting Problem/Diagnosis							
Alcohol Abuse	128	11	108	0	0	10	16
Developmental Disorder	1,165	792	29	3	0	219	598
Mood Disorder	1,203	936	4	2	0	192	558
Non Alcohol/Drug Related Organic	9	5	0	0	0	3	3
Other Non-Psychotic	1,182	774	39	0	0	227	575
Other Psychotic	64	53	3	2	0	16	18
Personality Disorder	4	1	2	0	0	1	1
Schizophrenia	17	12	0	0	0	3	7
Social Conditions	980	239	210	473	0	63	106
Substance Related	848	41	782	0	0	11	70
Deferred/No Diagnosis	198	141	30	22	0	5	1
County of Residence							
Adair	33	22	3	8	0	11	12
Alfalfa	6	6	0	0	0	2	0
Atoka	16	1	9	3	0	3	2
Beaver	2	2	0	0	0	0	0
Beckham	50	44	3	3	0	1	1
Blaine	21	21	0	0	0	0	0
Bryan	102	65	12	14	0	0	65
Caddo	74	29	33	3	0	8	11
Canadian	131	86	6	16	0	2	44
Carter	41	28	0	11	0	1	21
Cherokee	66	46	1	17	0	8	24
Choctaw	33	15	15	2	0	11	2
Cimarron	1	1	0	0	0	0	0
Cleveland	316	198	90	13	0	17	118
Coal	33	2	22	0	0	20	10
Comanche	96	40	23	15	0	19	13
Cotton	4	4	0	0	0	0	0
Craig	53	36	11	0	0	2	21

Notes: The same client may be counted in more than one category, e.g., clients can receive services under more than one contract source, in more than one "County of Residence," or may have multiple "Other Indicators." Please see Definition page for other considerations.

Oklahoma Department of Mental Health and Substance Abuse Services

Counts of Admitted Clients Served by Funding Source for Various Categories During FY1998

Age: 12 to 17

	Funding Source						
	Total	Mental Health	Substance Abuse	Domestic Violence	Residential Care	Medicaid	Other
Creek	52	46	2	3	0	22	2
Custer	47	36	1	11	0	0	2
Delaware	92	48	12	3	0	1	61
Dewey	11	11	0	0	0	1	1
Ellis	9	9	0	0	0	3	1
Garfield	133	88	4	21	0	10	88
Garvin	62	56	4	1	0	0	42
Grady	102	52	33	17	0	4	12
Grant	3	2	0	0	0	1	3
Greer	7	7	0	0	0	0	0
Harmon	5	3	1	1	0	0	0
Harper	4	4	0	0	0	1	0
Haskell	10	8	2	0	0	2	1
Hughes	9	4	3	1	0	3	1
Jackson	32	7	4	21	0	1	1
Jefferson	2	1	0	0	0	1	1
Johnston	42	21	12	0	0	4	24
Kay	166	88	9	17	0	2	108
Kingfisher	14	10	1	0	0	0	8
Kiowa	26	24	2	0	0	0	0
Latimer	39	12	19	0	0	13	0
LeFlore	97	11	71	4	0	13	1
Lincoln	48	18	2	1	0	33	25
Logan	63	28	30	2	0	3	16
Love	25	15	0	1	0	4	15
Major	9	9	0	0	0	0	0
Marshall	18	18	0	0	0	0	11
Mayes	70	47	0	3	0	0	30
McClain	33	25	7	2	0	1	8
McCurtain	88	21	49	18	0	4	0
McIntosh	42	19	11	0	0	10	14
Murray	23	15	1	1	0	0	16
Muskogee	282	194	38	5	0	12	79
Noble	19	9	2	0	0	0	14
Nowata	21	16	4	1	0	0	5
Okfuskee	32	19	1	0	0	24	1
Oklahoma	857	343	149	50	0	153	472
Okmulgee	121	65	11	2	0	92	3
Osage	79	43	7	3	0	2	58
Ottawa	93	54	4	5	0	0	62
Pawnee	29	17	2	2	0	3	17
Payne	107	57	3	21	0	3	65
Pittsburgh	88	29	47	0	0	2	15
Pontotoc	59	39	3	8	0	0	33
Pottawatomie	111	23	24	15	0	40	58
Pushmataha	15	4	10	1	0	1	0
Roger Mills	4	1	2	1	0	0	0
Rogers	91	36	40	10	0	0	16
Seminole	102	43	4	6	0	50	70
Sequoyah	163	156	4	5	0	9	12
Stephens	17	3	1	13	0	0	0
Texas	35	22	2	12	0	3	1
Tillman	3	2	0	1	0	1	0

Notes: The same client may be counted in more than one category, e.g., clients can receive services under more than one contract source, in more than one "County of Residence," or may have multiple "Other Indicators." Please see Definition page for other considerations.

Oklahoma Department of Mental Health and Substance Abuse Services
Counts of Admitted Clients Served by Funding Source for Various Categories During FY1998
Age: 12 to 17

	Funding Source						
	Total	Mental Health	Substance Abuse	Domestic Violence	Residential Care	Medicaid	Other
Tulsa	594	220	285	46	0	84	78
Wagoner	26	15	5	3	0	6	10
Washington	146	65	40	27	0	1	40
Washita	12	9	1	1	0	0	1
Woods	22	20	0	0	0	5	0
Woodward	51	43	2	5	0	14	0
Out of State/Unknown	40	1	2	37	0	0	1
Other Indicators							
Dual Diagnosis	82	72	2	0	0	7	29
Homeless	224	61	11	144	0	8	17
SED (6-17)	2,103	1,563	79	3	0	342	946
SMI (If ever)	263	180	41	6	0	50	117

Notes: The same client may be counted in more than one category, e.g., clients can receive services under more than one contract source, in more than one "County of Residence," or may have multiple "Other Indicators." Please see Definition page for other considerations.

Oklahoma Department of Mental Health and Substance Abuse Services

Counts of Admitted Clients Served by Funding Source for Various Categories During FY1998

Age: 18 to 64

	Total	Funding Source					
		Mental Health	Substance Abuse	Domestic Violence	Residential Care	Medicaid	Other
Total							
Unduplicated Count	46,260	25,621	15,161	6,023	991	9,604	6,294
Agency Type							
Community Mental Health	29,936	24,482	4,522	0	29	9,367	5,431
Domestic Violence and Sexual Assault	6,207	0	315	5,986	0	0	38
Hospital	2,813	2,813	0	0	0	0	0
Other	630	219	378	41	16	0	3
Residential Care	962	19	0	0	948	0	0
Substance Abuse	11,408	71	10,983	0	0	264	831
Sex							
Female	24,184	13,797	5,179	4,974	344	5,959	3,374
Male	22,076	11,824	9,982	1,049	647	3,645	2,920
Age							
18-20	2,786	1,329	1,068	488	13	190	336
21-24	4,105	1,996	1,476	818	34	528	324
25-34	13,243	6,509	5,063	2,338	156	2,169	1,438
35-44	15,030	8,341	5,292	1,749	315	3,191	2,103
45-54	7,710	5,058	1,839	516	268	2,181	1,301
55-64	3,386	2,388	423	114	205	1,345	792
Race							
White	35,825	20,862	11,053	4,442	735	7,366	4,867
Black	5,782	2,827	2,114	667	163	1,449	927
Native American	3,799	1,442	1,704	618	66	589	351
Hispanic	1,356	630	431	273	24	188	134
Asian	206	118	38	40	7	40	18
Presenting Problem/Diagnosis							
Alcohol Abuse	5,755	1,134	4,942	23	9	193	358
Developmental Disorder	537	191	7	83	196	101	60
Mood Disorder	14,594	12,436	1,536	35	215	3,865	2,403
Non Alcohol/Drug Related Organic	434	335	12	0	1	202	75
Other Non-Psychotic	4,182	3,454	260	0	1	1,053	701
Other Psychotic	4,111	3,402	288	13	349	1,297	611
Personality Disorder	338	284	38	0	0	110	51
Schizophrenia	4,648	3,781	331	0	14	2,478	1,242
Social Conditions	7,455	886	736	5,673	182	154	210
Substance Related	8,239	1,129	7,413	24	4	282	612
Deferred/No Diagnosis	762	67	460	187	53	7	5
County of Residence							
Adair	230	148	84	33	27	70	21
Alfalfa	74	48	15	5	3	18	0
Atoka	214	107	104	6	1	32	13
Beaver	34	23	9	1	0	7	0
Beckham	499	341	120	42	0	130	1
Blaine	172	116	44	7	0	41	2
Bryan	628	332	140	116	0	203	98
Caddo	305	144	146	25	0	13	5
Canadian	795	536	120	88	18	158	50
Carter	711	504	125	89	1	181	150
Cherokee	602	340	121	92	103	147	90
Choctaw	347	159	138	62	2	81	11

Notes: The same client may be counted in more than one category, e.g., clients can receive services under more than one contract source, in more than one "County of Residence," or may have multiple "Other Indicators." Please see Definition page for other considerations.

Oklahoma Department of Mental Health and Substance Abuse Services

Counts of Admitted Clients Served by Funding Source for Various Categories During FY1998

Age: 18 to 64

	Funding Source						
	Total	Mental Health	Substance Abuse	Domestic Violence	Residential Care	Medicaid	Other
Cimarron	29	23	5	1	1	6	0
Cleveland	2,534	1,531	708	185	69	533	774
Coal	131	52	67	10	1	15	13
Comanche	1,114	631	330	203	37	7	9
Cotton	58	16	38	7	0	0	3
Craig	456	237	53	14	171	172	136
Creek	669	363	210	52	0	182	11
Custer	547	368	109	72	1	127	7
Delaware	359	147	114	42	11	77	49
Dewey	58	44	9	6	1	10	1
Ellis	40	30	5	6	0	5	0
Garfield	845	509	100	261	0	150	105
Garvin	426	305	65	51	0	127	93
Grady	762	484	148	105	0	197	33
Grant	47	30	5	9	0	18	5
Greer	109	65	29	12	0	30	2
Harmon	23	10	5	8	0	0	1
Harper	46	32	4	1	0	21	1
Haskell	154	132	19	5	0	26	4
Hughes	190	138	44	11	1	44	4
Jackson	378	122	114	150	2	2	3
Jefferson	48	28	20	6	0	3	2
Johnston	242	159	59	7	0	88	38
Kay	928	572	263	99	0	189	299
Kingfisher	146	109	15	6	1	21	26
Kiowa	190	125	42	15	0	53	1
Latimer	158	106	49	4	0	25	1
LeFlore	494	370	43	87	3	26	1
Lincoln	301	135	85	16	19	111	96
Logan	351	177	156	18	0	55	37
Love	99	70	19	6	0	21	27
Major	88	80	6	6	1	21	0
Marshall	159	119	28	12	0	50	26
Mayes	429	170	119	26	69	98	55
McClain	187	127	51	12	0	32	37
McCurtain	682	295	212	201	5	150	11
McIntosh	295	138	77	14	51	77	29
Murray	235	166	35	7	4	62	49
Muskogee	1,276	826	283	90	33	327	173
Noble	178	74	77	15	5	27	36
Nowata	161	51	46	43	0	32	22
Okfuskee	354	157	50	7	111	145	3
Oklahoma	9,653	4,967	3,648	758	80	2,031	1,683
Okmulgee	567	261	169	13	20	233	16
Osage	383	186	157	34	4	59	70
Ottawa	402	185	98	59	1	90	54
Pawnee	224	103	112	20	0	39	42
Payne	1,131	429	406	308	1	156	235
Pittsburgh	935	604	319	15	25	117	20
Pontotoc	761	379	149	189	1	205	150
Pottawatomie	772	292	304	84	1	138	211
Pushmataha	223	116	79	37	0	43	5
Roger Mills	44	27	15	5	0	1	1

Notes: The same client may be counted in more than one category, e.g., clients can receive services under more than one contract source, in more than one "County of Residence," or may have multiple "Other Indicators." Please see Definition page for other considerations.

Oklahoma Department of Mental Health and Substance Abuse Services

Counts of Admitted Clients Served by Funding Source for Various Categories During FY1998

Age: 18 to 64

	Funding Source						
	Total	Mental Health	Substance Abuse	Domestic Violence	Residential Care	Medicaid	Other
Rogers	676	261	267	106	47	92	121
Seminole	585	326	137	28	8	234	88
Sequoyah	460	392	99	13	17	235	62
Stephens	465	210	200	109	20	8	11
Texas	343	191	104	60	0	58	2
Tillman	71	33	28	10	0	0	4
Tulsa	7,853	4,202	3,733	988	40	1,149	684
Wagoner	391	246	146	42	4	91	67
Washington	1,112	383	269	483	1	167	128
Washita	172	109	37	31	0	37	4
Woods	168	145	20	7	0	52	0
Woodward	458	366	38	63	4	116	0
Out of State/Unknown	482	158	137	186	2	7	7
Other Indicators							
Dual Diagnosis	4,786	4,049	1,416	0	3	1,297	753
Homeless	3,888	1,485	1,519	1,186	43	256	158
SMI (If ever)	22,972	17,814	4,414	881	983	8,153	4,274

Notes: The same client may be counted in more than one category, e.g., clients can receive services under more than one contract source, in more than one "County of Residence," or may have multiple "Other Indicators." Please see Definition page for other considerations.

Oklahoma Department of Mental Health and Substance Abuse Services

Counts of Admitted Clients Served by Funding Source for Various Categories During FY1998

Age: 55 or older

	Total	Funding Source					
		Mental Health	Substance Abuse	Domestic Violence	Residential Care	Medicaid	Other
Total							
Unduplicated Count	5,765	3,840	558	149	333	2,679	1,609
Agency Type							
Community Mental Health	5,135	3,704	260	0	14	2,677	1,586
Domestic Violence and Sexual Assault	153	0	5	148	0	0	3
Hospital	270	270	0	0	0	0	0
Other	21	11	15	1	1	0	0
Residential Care	318	1	0	0	318	0	0
Substance Abuse	315	5	302	0	0	2	21
Sex							
Female	3,796	2,555	184	115	185	1,977	1,085
Male	1,969	1,285	374	34	148	702	524
Age							
55-64	3,386	2,388	423	114	205	1,345	792
65-74	1,425	962	108	26	95	696	470
75-84	651	366	25	6	33	401	220
85+	303	124	2	3	0	237	127
Race							
White	4,833	3,276	420	114	269	2,201	1,359
Black	591	349	76	13	42	315	171
Native American	279	156	57	16	17	120	59
Hispanic	96	65	7	6	5	40	18
Asian	10	8	1	0	0	4	2
Presenting Problem/Diagnosis							
Alcohol Abuse	379	92	309	0	3	38	28
Developmental Disorder	82	14	0	4	56	19	4
Mood Disorder	2,419	1,796	98	4	62	1,129	661
Non Alcohol/Drug Related Organic	256	154	3	0	0	150	98
Other Non-Psychotic	605	387	18	0	0	338	186
Other Psychotic	685	486	9	1	104	262	160
Personality Disorder	33	27	5	0	0	18	8
Schizophrenia	1,217	889	23	0	9	707	442
Social Conditions	310	46	41	131	84	19	18
Substance Related	79	23	56	0	0	4	4
Deferred/No Diagnosis	49	6	13	9	21	3	2
County of Residence							
Adair	44	38	6	1	14	26	10
Alfalfa	14	10	0	0	1	8	0
Atoka	28	21	6	0	1	4	0
Beaver	6	5	0	1	0	1	0
Beckham	43	31	2	1	0	20	0
Blaine	18	15	0	0	0	9	2
Bryan	60	41	6	3	0	29	22
Caddo	28	19	9	1	0	9	0
Canadian	108	78	0	1	14	57	1
Carter	81	66	4	2	0	36	36
Cherokee	66	48	1	2	16	28	24
Choctaw	39	29	7	4	0	13	3
Cimarron	6	4	0	0	1	1	0
Cleveland	307	193	19	9	19	173	180

Notes: The same client may be counted in more than one category, e.g., clients can receive services under more than one contract source, in more than one "County of Residence," or may have multiple "Other Indicators." Please see Definition page for other considerations.

Oklahoma Department of Mental Health and Substance Abuse Services

Counts of Admitted Clients Served by Funding Source for Various Categories During FY1998

Age: 55 or older

	Funding Source						
	Total	Mental Health	Substance Abuse	Domestic Violence	Residential Care	Medicaid	Other
Coal	6	4	2	0	0	1	0
Comanche	107	81	14	6	18	0	0
Cotton	3	2	1	0	0	0	0
Craig	138	57	1	0	95	69	74
Creek	82	53	7	2	1	47	0
Custer	47	30	7	3	0	23	0
Delaware	47	26	3	1	4	16	16
Dewey	11	9	0	0	2	2	0
Ellis	7	7	0	0	0	3	0
Garfield	74	56	0	11	1	30	20
Garvin	50	29	1	1	0	26	22
Grady	89	73	1	3	0	51	4
Grant	21	18	0	0	0	19	2
Greer	15	9	3	0	0	4	0
Harmon	1	0	0	1	0	0	0
Harper	19	7	0	0	0	17	0
Haskell	25	24	0	1	0	7	0
Hughes	48	37	3	1	0	22	0
Jackson	37	32	2	4	0	0	0
Jefferson	2	1	0	1	0	0	0
Johnston	22	15	2	0	0	10	4
Kay	123	71	13	3	0	59	68
Kingfisher	19	13	0	0	0	8	2
Kiowa	16	15	0	0	0	9	0
Latimer	24	22	2	0	0	1	0
LeFlore	63	62	1	1	0	3	0
Lincoln	155	25	2	1	4	125	95
Logan	24	18	3	0	0	13	9
Love	6	3	0	1	0	4	3
Major	16	16	0	0	0	12	0
Marshall	29	25	0	0	0	18	2
Mayes	72	32	5	0	11	37	22
McClain	38	30	2	1	0	19	22
McCurtain	60	47	9	5	0	28	0
McIntosh	34	18	3	0	8	10	3
Murray	28	17	3	0	0	11	12
Muskogee	147	95	6	0	13	58	38
Noble	32	20	4	3	3	13	6
Nowata	27	14	2	3	0	11	7
Okfuskee	39	24	1	0	16	21	0
Oklahoma	1,343	787	179	9	22	719	475
Okmulgee	89	44	2	0	7	58	0
Osage	53	27	10	1	0	22	22
Ottawa	37	15	0	1	1	21	13
Pawnee	29	18	10	0	0	8	12
Payne	83	54	18	6	0	23	37
Pittsburgh	133	119	4	0	12	18	1
Pontotoc	86	69	6	1	0	31	40
Pottawatomie	135	51	20	2	0	70	90
Pushmataha	27	25	0	2	0	7	0
Rogers	73	38	4	3	16	31	36
Seminole	115	69	4	0	2	83	15
Sequoyah	73	69	3	1	3	54	20

Notes: The same client may be counted in more than one category, e.g., clients can receive services under more than one contract source, in more than one "County of Residence," or may have multiple "Other Indicators." Please see Definition page for other considerations.

Oklahoma Department of Mental Health and Substance Abuse Services

Counts of Admitted Clients Served by Funding Source for Various Categories During FY1998

Age: 55 or older

	Funding Source						
	Total	Mental Health	Substance Abuse	Domestic Violence	Residential Care	Medicaid	Other
Stephens	44	32	9	2	6	1	1
Texas	33	28	5	1	0	19	0
Tillman	13	13	0	0	0	0	0
Tulsa	625	507	112	21	21	190	60
Wagoner	43	36	5	3	3	18	20
Washington	106	57	5	12	0	51	55
Washita	16	10	0	0	0	9	0
Woods	29	26	1	0	0	18	0
Woodward	72	62	1	1	2	33	0
Out of State/Unknown	32	19	4	6	0	0	5
Other Indicators							
Dual Diagnosis	312	252	81	0	2	119	94
Homeless	151	79	42	18	14	22	15
SMI (If ever)	4,057	2,997	198	11	331	2,063	1,199

Notes: The same client may be counted in more than one category, e.g., clients can receive services under more than one contract source, in more than one "County of Residence," or may have multiple "Other Indicators." Please see Definition page for other considerations.

Oklahoma Department of Mental Health and Substance Abuse Services

Counts of Admitted Clients Served by Funding Source for Various Categories During FY1998

Age: 65 or older

	Total	Funding Source					
		Mental Health	Substance Abuse	Domestic Violence	Residential Care	Medicaid	Other
Total							
Unduplicated Count	2,379	1,452	135	35	128	1,334	817
Agency Type							
Community Mental Health	2,199	1,394	69	0	4	1,333	812
Domestic Violence and Sexual Assault	35	0	2	34	0	0	1
Hospital	90	90	0	0	0	0	0
Other	11	6	7	1	0	0	0
Residential Care	124	1	0	0	124	0	0
Substance Abuse	62	2	59	0	0	1	4
Sex							
Female	1,720	1,049	57	25	81	1,050	617
Male	659	403	78	10	47	284	200
Age							
65-74	1,425	962	108	26	95	696	470
75-84	651	366	25	6	33	401	220
85+	303	124	2	3	0	237	127
Race							
White	2,017	1,237	104	30	104	1,110	691
Black	245	138	20	1	18	158	91
Native American	86	49	8	4	4	44	25
Hispanic	41	28	3	0	2	21	10
Asian	4	4	1	0	0	1	0
Presenting Problem/Diagnosis							
Alcohol Abuse	85	27	58	0	1	13	12
Developmental Disorder	29	6	0	2	19	6	1
Mood Disorder	973	609	29	1	20	567	320
Non Alcohol/Drug Related Organic	182	103	3	0	0	115	77
Other Non-Psychotic	329	174	8	0	0	227	120
Other Psychotic	267	182	4	0	38	115	83
Personality Disorder	11	8	2	0	0	6	5
Schizophrenia	485	341	9	0	3	275	189
Social Conditions	101	17	17	28	33	10	9
Substance Related	13	6	6	0	0	1	0
Deferred/No Diagnosis	22	3	0	4	14	2	1
County of Residence							
Adair	21	19	1	1	7	13	5
Alfalfa	5	5	0	0	0	2	0
Atoka	12	9	3	0	0	1	0
Beaver	2	1	0	1	0	0	0
Beckham	5	3	0	0	0	3	0
Blaine	10	8	0	0	0	7	0
Bryan	27	17	1	3	0	12	14
Caddo	12	10	4	0	0	5	0
Canadian	51	37	0	0	6	31	1
Carter	27	20	1	0	0	10	16
Cherokee	19	13	0	1	5	9	6
Choctaw	12	9	1	2	0	3	2
Cleveland	128	74	6	2	7	84	85
Comanche	39	32	1	0	11	0	0
Cotton	2	2	0	0	0	0	0

Notes: The same client may be counted in more than one category, e.g., clients can receive services under more than one contract source, in more than one "County of Residence," or may have multiple "Other Indicators." Please see Definition page for other considerations.

Oklahoma Department of Mental Health and Substance Abuse Services

Counts of Admitted Clients Served by Funding Source for Various Categories During FY1998

Age: 65 or older

	Funding Source						
	Total	Mental Health	Substance Abuse	Domestic Violence	Residential Care	Medicaid	Other
Craig	57	20	0	0	39	30	37
Creek	30	16	2	0	1	22	0
Custer	13	9	1	1	0	7	0
Delaware	21	13	1	1	2	8	5
Dewey	5	4	0	0	1	2	0
Ellis	3	3	0	0	0	2	0
Garfield	23	16	0	3	1	10	8
Garvin	18	9	0	0	0	12	13
Grady	34	29	0	0	0	22	2
Grant	13	11	0	0	0	13	1
Greer	5	3	0	0	0	2	0
Harper	6	1	0	0	0	5	0
Haskell	12	12	0	0	0	5	0
Hughes	23	16	1	1	0	12	0
Jackson	13	13	0	0	0	0	0
Jefferson	1	1	0	0	0	0	0
Johnston	9	5	1	0	0	5	2
Kay	57	24	2	1	0	36	31
Kingfisher	8	6	0	0	0	3	1
Kiowa	5	5	0	0	0	2	0
Latimer	5	5	0	0	0	0	0
LeFlore	17	17	0	0	0	0	0
Lincoln	119	11	1	0	0	105	71
Logan	5	5	0	0	0	4	4
Love	2	1	0	0	0	2	1
Major	7	7	0	0	0	5	0
Marshall	11	10	0	0	0	7	0
Mayes	33	13	1	0	3	21	11
McClain	19	16	0	0	0	12	13
McCurtain	13	12	0	1	0	6	0
McIntosh	10	8	1	0	0	3	1
Murray	6	4	0	0	0	4	3
Muskogee	39	24	0	0	4	19	12
Noble	18	12	1	1	2	10	2
Nowata	9	4	1	1	0	4	3
Okfuskee	14	11	1	0	3	4	0
Oklahoma	663	357	59	2	11	444	275
Okmulgee	42	16	0	0	3	31	0
Osage	25	8	6	0	0	12	9
Ottawa	17	3	0	1	1	13	2
Pawnee	11	6	3	0	0	2	5
Payne	27	18	7	2	0	4	10
Pittsburgh	51	45	1	0	4	5	1
Pontotoc	34	27	2	0	0	10	18
Pottawatomie	70	25	4	0	0	47	54
Pushmataha	9	8	0	1	0	0	0
Rogers	29	10	0	0	6	17	20
Seminole	61	39	0	0	0	51	6
Sequoyah	18	18	0	0	0	13	5
Stephens	16	12	3	0	3	1	1
Texas	10	10	0	0	0	7	0
Tillman	6	6	0	0	0	0	0
Tulsa	177	150	15	5	8	53	23

Notes: The same client may be counted in more than one category, e.g., clients can receive services under more than one contract source, in more than one "County of Residence," or may have multiple "Other Indicators." Please see Definition page for other considerations.

Oklahoma Department of Mental Health and Substance Abuse Services
Counts of Admitted Clients Served by Funding Source for Various Categories During FY1998
Age: 65 or older

	Funding Source						
	Total	Mental Health	Substance Abuse	Domestic Violence	Residential Care	Medicaid	Other
Wagoner	14	14	0	0	0	7	10
Washington	37	17	3	4	0	19	23
Washita	6	3	0	0	0	4	0
Woods	15	13	1	0	0	9	0
Woodward	22	20	0	0	0	11	0
Out of State/Unknown	10	7	0	0	0	0	5
Other Indicators							
Dual Diagnosis	58	48	18	0	0	20	17
Homeless	31	14	5	7	5	2	3
SMI (If ever)	1,543	1,059	50	1	126	862	530

Notes: The same client may be counted in more than one category, e.g., clients can receive services under more than one contract source, in more than one "County of Residence," or may have multiple "Other Indicators." Please see Definition page for other considerations.

Oklahoma Department of Mental Health and Substance Abuse Services

Counts of Admitted Clients Served by Funding Source for Various Categories During FY1998

Age: Under 21

	Total	Funding Source					
		Mental Health	Substance Abuse	Domestic Violence	Residential Care	Medicaid	Other
Total							
Unduplicated Count	15,837	6,629	2,918	3,758	13	1,821	5,017
Agency Type							
Community Mental Health	9,286	6,225	286	0	0	1,532	4,898
Domestic Violence and Sexual Assault	3,758	0	14	3,755	0	0	1
Hospital	389	389	0	0	0	0	0
Other	247	230	15	3	0	0	0
Residential Care	13	0	0	0	13	0	0
Substance Abuse	2,775	2	2,645	0	0	295	126
Sex							
Female	7,251	2,919	1,065	2,124	4	808	2,201
Male	8,586	3,710	1,853	1,634	9	1,013	2,816
Age							
0-04	2,307	298	301	1,356	0	163	531
05-17	10,744	5,002	1,549	1,914	0	1,468	4,150
18-20	2,786	1,329	1,068	488	13	190	336
Race							
White	10,824	4,869	2,019	2,295	11	1,202	3,422
Black	2,401	769	413	667	1	360	835
Native American	1,897	712	386	496	1	196	537
Hispanic	814	304	114	295	0	60	215
Asian	66	18	12	30	0	5	14
Presenting Problem/Diagnosis							
Alcohol Abuse	383	51	331	0	0	12	28
Developmental Disorder	3,017	1,848	76	19	5	568	1,746
Mood Disorder	2,339	1,832	77	11	4	314	938
Non Alcohol/Drug Related Organic	24	15	0	0	0	7	10
Other Non-Psychotic	3,363	1,946	170	0	0	658	1,793
Other Psychotic	227	203	26	4	2	45	51
Personality Disorder	30	25	7	0	0	1	5
Schizophrenia	95	81	9	0	0	28	28
Social Conditions	4,758	537	577	3,472	2	154	335
Substance Related	1,622	147	1,481	2	0	27	107
Deferred/No Diagnosis	659	160	228	254	1	19	2
County of Residence							
Adair	85	31	9	44	1	13	15
Alfalfa	17	14	4	0	0	5	0
Atoka	69	6	46	11	0	15	4
Beaver	4	3	1	0	0	0	0
Beckham	137	102	17	20	0	3	2
Blaine	58	46	9	4	0	1	1
Bryan	323	130	32	91	0	1	176
Caddo	155	68	57	20	0	9	14
Canadian	355	184	20	106	1	11	100
Carter	174	74	13	56	0	6	80
Cherokee	201	100	10	87	1	14	61
Choctaw	69	26	27	17	0	14	3
Cimarron	3	2	0	1	0	0	0
Cleveland	683	379	184	88	0	41	220
Coal	81	4	55	4	0	36	22

Notes: The same client may be counted in more than one category, e.g., clients can receive services under more than one contract source, in more than one "County of Residence," or may have multiple "Other Indicators." Please see Definition page for other considerations.

Oklahoma Department of Mental Health and Substance Abuse Services

Counts of Admitted Clients Served by Funding Source for Various Categories During FY1998

Age: Under 21

	Funding Source						
	Total	Mental Health	Substance Abuse	Domestic Violence	Residential Care	Medicaid	Other
Comanche	417	171	55	168	1	39	22
Cotton	21	9	8	5	0	0	0
Craig	106	60	17	10	3	3	44
Creek	140	101	14	21	0	41	3
Custer	156	89	6	64	0	1	3
Delaware	249	88	21	46	0	1	153
Dewey	25	17	3	6	0	1	1
Ellis	21	12	0	9	0	5	1
Garfield	450	254	20	132	0	26	245
Garvin	230	186	13	12	0	4	169
Grady	267	100	51	117	0	11	24
Grant	14	6	1	4	0	1	7
Greer	20	11	3	5	0	1	0
Harmon	6	3	1	2	0	0	0
Harper	10	7	2	1	0	1	0
Haskell	21	15	6	1	0	2	1
Hughes	27	11	8	7	0	4	1
Jackson	143	14	26	101	0	4	1
Jefferson	12	5	2	5	0	2	1
Johnston	114	59	26	4	0	11	69
Kay	508	228	30	89	0	10	317
Kingfisher	36	26	1	3	0	1	16
Kiowa	61	44	8	8	0	0	1
Latimer	84	15	37	0	0	41	0
LeFlore	212	37	81	83	0	16	2
Lincoln	125	39	9	7	1	82	53
Logan	126	48	53	8	0	11	35
Love	73	47	1	10	0	4	42
Major	32	30	0	0	0	1	2
Marshall	47	38	2	7	0	0	24
Mayes	167	96	14	16	0	3	66
McClain	62	45	14	3	0	3	16
McCurtain	239	68	69	105	0	6	1
McIntosh	102	35	32	8	1	34	25
Murray	48	29	2	7	0	1	29
Muskogee	657	387	109	77	1	42	179
Noble	92	28	10	38	0	1	35
Nowata	49	29	10	8	0	0	13
Okfuskee	88	39	9	10	0	50	1
Oklahoma	2,881	986	469	550	1	441	1,351
Okmulgee	277	122	40	10	0	208	4
Osage	168	79	23	17	0	3	98
Ottawa	250	100	11	53	0	1	150
Pawnee	75	31	12	12	0	6	38
Payne	447	98	74	176	0	7	169
Pittsburgh	183	79	74	8	0	12	27
Pontotoc	211	99	21	73	0	3	91
Pottawatomie	325	57	64	50	0	106	173
Pushmataha	52	13	28	12	0	8	3
Roger Mills	11	5	3	4	0	0	0
Rogers	235	78	77	71	2	5	27
Seminole	269	98	20	27	0	133	157
Sequoyah	228	195	18	19	0	24	19

Notes: The same client may be counted in more than one category, e.g., clients can receive services under more than one contract source, in more than one "County of Residence," or may have multiple "Other Indicators." Please see Definition page for other considerations.

Oklahoma Department of Mental Health and Substance Abuse Services
Counts of Admitted Clients Served by Funding Source for Various Categories During FY1998
Age: Under 21

	Total	Funding Source					Other
		Mental Health	Substance Abuse	Domestic Violence	Residential Care	Medicaid	
Stephens	114	17	16	84	0	0	0
Texas	141	32	24	86	0	5	1
Tillman	23	4	4	15	0	1	0
Tulsa	1,716	602	598	375	0	167	318
Wagoner	82	29	30	21	0	19	14
Washington	382	160	70	123	0	4	96
Washita	45	25	7	14	0	0	1
Woods	55	50	3	0	0	11	0
Woodward	134	82	8	44	0	28	0
Out of State/Unknown	269	10	18	240	0	2	1
Other Indicators							
Dual Diagnosis	286	261	57	0	0	30	58
Homeless	1,573	182	155	1,245	0	18	45
SED (6-17)	3,526	2,556	82	7	0	571	1,737
SMI (If ever)	1,036	797	234	44	12	164	263

Notes: The same client may be counted in more than one category, e.g., clients can receive services under more than one contract source, in more than one "County of Residence," or may have multiple "Other Indicators." Please see Definition page for other considerations.

Oklahoma Department of Mental Health and Substance Abuse Services

Counts of Admitted Clients Served by Funding Source for Various Categories During FY1998

Current Residence: Residential Care Facility

	Total	Funding Source					
		Mental Health	Substance Abuse	Domestic Violence	Residential Care	Medicaid	Other
Total							
Unduplicated Count	2,072	1,196	95	27	885	995	557
Agency Type							
Community Mental Health	1,546	1,116	52	0	27	973	556
Domestic Violence and Sexual Assault	27	0	0	27	0	0	0
Hospital	161	161	0	0	0	0	0
Other	6	1	5	0	0	0	0
Residential Care	868	11	0	0	859	0	0
Substance Abuse	61	1	38	0	0	22	1
Sex							
Female	870	475	34	22	340	433	197
Male	1,202	721	61	5	545	562	360
Age							
0-04	18	4	4	4	0	3	4
05-17	117	68	7	3	0	38	33
18-20	39	23	3	4	11	8	16
21-24	78	44	6	2	29	40	6
25-34	301	159	29	6	115	145	49
35-44	590	367	30	7	234	288	152
45-54	442	269	11	1	219	219	108
55-64	293	164	3	0	168	160	100
65-74	138	72	1	0	81	67	61
75-84	52	24	1	0	28	25	26
85+	4	2	0	0	0	2	2
Race							
White	1,578	935	60	16	662	757	452
Black	312	159	15	2	137	149	72
Native American	172	81	15	9	60	66	27
Hispanic	57	22	5	0	22	21	5
Asian	11	7	0	0	6	5	1
Presenting Problem/Diagnosis							
Alcohol Abuse	29	7	14	0	9	3	2
Developmental Disorder	237	47	0	0	177	26	16
Mood Disorder	471	232	20	0	190	150	88
Non Alcohol/Drug Related Organic	51	35	0	0	1	39	12
Other Non-Psychotic	141	96	1	0	1	68	39
Other Psychotic	570	246	8	0	301	185	87
Personality Disorder	9	6	1	0	0	6	2
Schizophrenia	770	564	13	0	15	500	305
Social Conditions	205	13	7	27	153	6	6
Substance Related	44	8	23	0	3	12	5
Deferred/No Diagnosis	76	2	8	0	54	12	0
County of Residence							
Adair	40	27	6	0	30	21	4
Alfalfa	3	0	0	0	3	0	0
Atoka	1	0	0	0	1	0	0
Beckham	4	3	0	0	0	3	0
Bryan	1	0	0	1	0	0	0
Caddo	4	3	1	0	0	1	0
Canadian	115	55	5	0	24	67	6

Notes: The same client may be counted in more than one category, e.g., clients can receive services under more than one contract source, in more than one "County of Residence," or may have multiple "Other Indicators." Please see Definition page for other considerations.

Oklahoma Department of Mental Health and Substance Abuse Services

Counts of Admitted Clients Served by Funding Source for Various Categories During FY1998

Current Residence: Residential Care Facility

	Funding Source						
	Total	Mental Health	Substance Abuse	Domestic Violence	Residential Care	Medicaid	Other
Carter	24	20	0	0	1	14	9
Cherokee	105	22	0	0	90	15	7
Choctaw	2	0	0	0	2	0	0
Cleveland	203	124	4	0	51	144	113
Coal	2	1	0	0	1	0	0
Comanche	69	42	3	1	27	3	0
Craig	318	170	0	0	165	159	139
Creek	19	16	0	0	1	14	0
Custer	8	8	0	0	0	3	1
Delaware	40	23	0	0	10	12	11
Dewey	2	0	0	0	2	0	0
Garfield	13	8	0	0	1	8	2
Garvin	9	4	1	0	0	7	5
Grady	6	5	0	0	0	2	1
Greer	1	0	0	0	0	1	0
Haskell	1	1	0	0	0	0	0
Hughes	2	2	0	0	0	0	0
Jackson	7	2	2	0	0	3	0
Johnston	1	0	0	1	0	0	0
Kay	14	11	3	1	0	2	5
Kingfisher	2	1	0	0	1	1	0
Kiowa	18	16	0	0	0	4	0
Latimer	1	1	0	0	0	0	0
LeFlore	10	9	0	0	1	0	0
Lincoln	49	28	1	0	17	31	9
Logan	14	2	6	0	0	6	0
Marshall	1	1	0	0	0	0	0
Mayes	90	30	0	0	63	22	14
McClain	2	1	0	0	0	1	0
McCurtain	4	2	0	0	2	1	0
McIntosh	49	13	0	0	40	5	0
Murray	5	1	0	0	4	0	0
Muskogee	67	43	2	0	28	31	21
Noble	7	0	0	0	7	0	0
Nowata	2	2	0	0	0	0	0
Okfuskee	173	68	3	0	110	70	2
Oklahoma	368	231	26	13	63	162	113
Okmulgee	34	11	0	0	15	16	0
Osage	8	3	0	0	3	3	2
Ottawa	11	7	0	1	2	2	0
Payne	8	5	0	0	1	4	5
Pittsburgh	39	22	0	0	20	12	0
Pontotoc	61	38	0	0	1	43	29
Pottawatomie	10	4	3	0	1	3	4
Pushmataha	1	1	0	0	0	0	0
Rogers	55	33	0	0	29	31	33
Seminole	21	11	0	0	7	17	3
Sequoyah	39	33	1	0	14	32	3
Stephens	32	22	0	1	21	8	7
Tulsa	104	64	25	4	43	37	17
Wagoner	10	4	1	3	3	1	0
Washington	7	4	1	1	0	1	2
Woods	3	2	0	0	0	2	0

Notes: The same client may be counted in more than one category, e.g., clients can receive services under more than one contract source, in more than one "County of Residence," or may have multiple "Other Indicators." Please see Definition page for other considerations.

Oklahoma Department of Mental Health and Substance Abuse Services
Counts of Admitted Clients Served by Funding Source for Various Categories During FY1998
Current Residence: Residential Care Facility

	Total	Funding Source					Other
		Mental Health	Substance Abuse	Domestic Violence	Residential Care	Medicaid	
Woodward	13	10	0	0	1	11	0
Out of State/Unknown	6	0	1	1	2	2	0
Other Indicators							
Dual Diagnosis	213	164	27	0	3	108	70
Homeless	37	4	0	10	22	3	2
SED (6-17)	61	49	0	0	0	17	11
SMI (If ever)	1,836	1,090	57	5	880	928	505

Notes: The same client may be counted in more than one category, e.g., clients can receive services under more than one contract source, in more than one "County of Residence," or may have multiple "Other Indicators." Please see Definition page for other considerations.

Oklahoma Department of Mental Health and Substance Abuse Services

Counts of Admitted Clients Served by Funding Source for Various Categories During FY1998 Deaf and Hearing Impaired

	Total	Funding Source					Other
		Mental Health	Substance Abuse	Domestic Violence	Residential Care	Medicaid	
Total							
Unduplicated Count	394	219	72	36	5	134	89
Agency Type							
Community Mental Health	288	192	30	0	0	133	87
Domestic Violence and Sexual Assault	36	0	0	36	0	0	0
Hospital	29	29	0	0	0	0	0
Other	1	1	0	0	0	0	0
Residential Care	5	0	0	0	5	0	0
Substance Abuse	45	1	42	0	0	1	2
Sex							
Female	194	101	17	26	2	85	48
Male	200	118	55	10	3	49	41
Age							
0-04	5	1	1	2	0	0	2
05-17	32	14	2	6	0	6	14
18-20	12	8	1	1	0	1	3
21-24	25	10	8	6	0	5	4
25-34	74	40	16	13	0	18	7
35-44	82	52	24	4	3	20	15
45-54	54	31	16	4	0	22	7
55-64	33	21	3	0	1	12	11
65-74	29	18	1	0	0	18	12
75-84	25	12	0	0	1	17	8
85+	23	12	0	0	0	15	6
Race							
White	317	189	48	27	4	111	71
Black	36	11	10	4	0	11	9
Native American	24	13	8	2	1	9	6
Hispanic	17	6	5	3	0	3	3
Asian	2	1	1	0	0	0	0
Presenting Problem/Diagnosis							
Alcohol Abuse	41	14	32	0	0	2	1
Developmental Disorder	16	9	0	0	1	3	6
Mood Disorder	108	80	7	0	0	43	31
Non Alcohol/Drug Related Organic	11	6	0	0	0	8	2
Other Non-Psychotic	59	36	0	0	0	35	22
Other Psychotic	39	31	1	1	0	14	7
Personality Disorder	2	1	0	0	0	2	0
Schizophrenia	41	29	3	0	0	19	13
Social Conditions	50	7	4	34	1	4	4
Substance Related	30	6	25	0	0	5	3
Deferred/No Diagnosis	6	2	0	1	3	0	0
County of Residence							
Adair	10	9	3	0	0	2	1
Atoka	2	2	0	0	0	1	0
Beckham	6	6	0	0	0	4	0
Blaine	3	0	0	0	0	3	0
Bryan	5	4	1	0	0	2	2
Caddo	3	2	2	0	0	0	0
Canadian	10	5	0	0	0	4	4

Notes: The same client may be counted in more than one category, e.g., clients can receive services under more than one contract source, in more than one "County of Residence," or may have multiple "Other Indicators." Please see Definition page for other considerations.

Oklahoma Department of Mental Health and Substance Abuse Services

Counts of Admitted Clients Served by Funding Source for Various Categories During FY1998 Deaf and Hearing Impaired

	Funding Source						
	Total	Mental Health	Substance Abuse	Domestic Violence	Residential Care	Medicaid	Other
Carter	3	3	0	0	0	2	2
Cherokee	2	2	1	0	0	1	0
Choctaw	1	0	0	1	0	0	0
Cleveland	27	18	1	2	0	8	13
Coal	2	0	1	1	0	0	0
Comanche	6	1	1	4	0	0	0
Craig	11	3	1	0	1	6	4
Creek	2	0	1	0	0	1	0
Custer	1	1	0	0	0	0	0
Delaware	3	2	1	0	0	0	1
Garfield	7	4	1	2	0	1	3
Garvin	1	1	0	0	0	1	1
Grady	7	2	3	0	0	3	0
Harper	2	1	0	0	0	1	0
Haskell	4	4	0	0	0	2	0
Hughes	1	1	0	0	0	0	0
Jackson	4	1	2	1	0	0	0
Johnston	2	2	1	0	0	0	0
Kay	9	3	0	0	0	4	5
Kingfisher	1	1	0	0	0	0	0
Latimer	3	2	0	0	0	1	0
LeFlore	3	2	1	0	0	0	0
Lincoln	9	3	1	0	0	6	4
Logan	3	2	1	0	0	2	0
Major	1	1	0	0	0	0	0
Marshall	1	1	0	0	0	0	0
Mayes	5	2	0	0	0	3	3
McClain	5	5	0	0	0	2	1
McCurtain	2	1	0	1	0	0	0
McIntosh	2	2	0	0	0	0	0
Murray	4	2	0	0	0	1	2
Muskogee	8	6	1	0	0	1	0
Noble	2	2	0	0	0	1	0
Nowata	1	0	0	0	0	1	0
Okfuskee	4	2	0	0	0	2	1
Oklahoma	102	55	27	8	1	35	23
Okmulgee	7	3	1	0	0	6	0
Osage	3	0	2	0	0	1	1
Ottawa	2	1	0	0	0	1	0
Pawnee	4	4	0	0	0	0	2
Payne	8	2	1	4	0	0	1
Pittsburgh	8	3	3	0	2	1	0
Pontotoc	11	6	0	2	0	4	2
Pottawatomie	9	5	1	0	0	4	5
Pushmataha	1	1	0	0	0	0	0
Rogers	4	1	2	0	1	2	0
Seminole	3	1	0	0	0	2	1
Sequoyah	2	2	1	0	0	1	0
Stephens	1	0	0	1	0	0	0
Texas	4	2	0	2	0	2	0
Tulsa	34	22	7	5	0	8	4
Wagoner	2	1	2	0	0	0	0
Washington	4	2	1	0	0	1	2

Notes: The same client may be counted in more than one category, e.g., clients can receive services under more than one contract source, in more than one "County of Residence," or may have multiple "Other Indicators." Please see Definition page for other considerations.

Oklahoma Department of Mental Health and Substance Abuse Services
Counts of Admitted Clients Served by Funding Source for Various Categories During FY1998
Deaf and Hearing Impaired

	Funding Source						
	Total	Mental Health	Substance Abuse	Domestic Violence	Residential Care	Medicaid	
Washita	2	1	0	0	0	0	1
Woods	1	1	0	0	0	0	0
Woodward	1	1	0	0	0	1	0
Out of State/Unknown	2	0	0	2	0	0	0
Other Indicators							
Dual Diagnosis	18	13	7	0	0	4	5
Homeless	32	17	8	10	1	3	0
SED (6-17)	11	8	0	0	0	2	6
SMI (If ever)	218	149	29	3	5	92	50

Notes: The same client may be counted in more than one category, e.g., clients can receive services under more than one contract source, in more than one "County of Residence," or may have multiple "Other Indicators." Please see Definition page for other considerations.

Oklahoma Department of Mental Health and Substance Abuse Services
Counts of Admitted Clients Served by Funding Source for Various Categories During FY1998
Detox Services

	Total	Funding Source					Other
		Mental Health	Substance Abuse	Domestic Violence	Residential Care	Medicaid	
Total							
Unduplicated Count	3,465	2	3,408	0	0	0	78
Agency Type							
Community Mental Health	378	2	352	0	0	0	26
Substance Abuse	3,146	0	3,113	0	0	0	52
Sex							
Female	1,036	0	1,020	0	0	0	20
Male	2,429	2	2,388	0	0	0	58
Age							
0-04	2	0	2	0	0	0	0
05-17	20	0	20	0	0	0	0
18-20	218	1	209	0	0	0	9
21-24	329	0	325	0	0	0	4
25-34	1,143	0	1,132	0	0	0	19
35-44	1,254	1	1,233	0	0	0	30
45-54	411	0	401	0	0	0	14
55-64	73	0	73	0	0	0	0
65-74	12	0	11	0	0	0	1
75-84	3	0	2	0	0	0	1
Race							
White	2,326	2	2,281	0	0	0	61
Black	666	0	661	0	0	0	6
Native American	410	0	403	0	0	0	9
Hispanic	71	0	71	0	0	0	1
Asian	8	0	8	0	0	0	1
Presenting Problem/Diagnosis							
Alcohol Abuse	1,400	0	1,373	0	0	0	41
Mood Disorder	40	1	37	0	0	0	2
Other Non-Psychotic	9	0	7	0	0	0	2
Other Psychotic	9	1	5	0	0	0	3
Personality Disorder	2	0	2	0	0	0	0
Schizophrenia	4	0	4	0	0	0	0
Social Conditions	10	0	9	0	0	0	1
Substance Related	1,962	0	1,940	0	0	0	29
Deferred/No Diagnosis	92	0	92	0	0	0	0
County of Residence							
Adair	12	0	12	0	0	0	0
Alfalfa	6	0	6	0	0	0	0
Atoka	6	0	6	0	0	0	0
Beaver	3	0	3	0	0	0	0
Beckham	15	0	15	0	0	0	0
Blaine	13	0	13	0	0	0	0
Bryan	31	0	30	0	0	0	1
Caddo	27	0	27	0	0	0	0
Canadian	35	0	35	0	0	0	0
Carter	53	0	45	0	0	0	9
Cherokee	27	0	27	0	0	0	0
Choctaw	9	0	9	0	0	0	0
Cimarron	1	0	1	0	0	0	0
Cleveland	34	0	34	0	0	0	0

Notes: The same client may be counted in more than one category, e.g., clients can receive services under more than one contract source, in more than one "County of Residence," or may have multiple "Other Indicators." Please see Definition page for other considerations.

Oklahoma Department of Mental Health and Substance Abuse Services

Counts of Admitted Clients Served by Funding Source for Various Categories During FY1998

Detox Services

	Funding Source					
	Total	Mental Health	Substance Abuse	Domestic Violence	Residential Care	Medicaid Other
Coal	4	0	3	0	0	1
Comanche	161	0	161	0	0	0
Cotton	3	0	3	0	0	0
Craig	12	0	12	0	0	0
Creek	76	0	76	0	0	0
Custer	23	0	23	0	0	0
Delaware	13	0	13	0	0	0
Dewey	5	0	5	0	0	0
Garfield	65	0	65	0	0	0
Garvin	34	0	29	0	0	5
Grady	26	0	26	0	0	0
Grant	2	0	2	0	0	0
Greer	6	0	6	0	0	0
Harper	1	0	1	0	0	0
Haskell	3	0	3	0	0	0
Hughes	9	0	8	0	0	1
Jackson	35	0	35	0	0	0
Jefferson	3	0	3	0	0	0
Johnston	12	0	11	0	0	1
Kay	78	1	77	0	0	0
Kingfisher	4	0	4	0	0	0
Kiowa	4	0	4	0	0	0
Latimer	6	0	6	0	0	0
LeFlore	8	0	8	0	0	0
Lincoln	14	0	13	0	0	1
Logan	22	0	22	0	0	0
Love	6	0	6	0	0	0
Major	3	0	3	0	0	0
Marshall	11	0	10	0	0	1
Mayes	24	0	24	0	0	0
McClain	6	0	6	0	0	0
McCurtain	24	0	24	0	0	0
McIntosh	11	0	11	0	0	0
Murray	28	0	24	0	0	4
Muskogee	86	0	85	0	0	2
Noble	16	0	16	0	0	1
Nowata	7	0	5	0	0	2
Okfuskee	9	0	9	0	0	0
Oklahoma	756	0	754	0	0	2
Okmulgee	39	0	39	0	0	0
Osage	26	0	25	0	0	1
Ottawa	14	0	13	0	0	1
Pawnee	16	0	16	0	0	0
Payne	165	0	165	0	0	0
Pittsburgh	28	0	28	0	0	0
Pontotoc	20	0	18	0	0	3
Pottawatomie	38	0	38	0	0	0
Pushmataha	3	0	3	0	0	0
Roger Mills	2	0	2	0	0	0
Rogers	45	0	43	0	0	3
Seminole	46	0	46	0	0	0
Sequoyah	17	0	17	0	0	0
Stephens	24	0	24	0	0	0

Notes: The same client may be counted in more than one category, e.g., clients can receive services under more than one contract source, in more than one "County of Residence," or may have multiple "Other Indicators." Please see Definition page for other considerations.

Oklahoma Department of Mental Health and Substance Abuse Services
Counts of Admitted Clients Served by Funding Source for Various Categories During FY1998
Detox Services

	Funding Source						
	Total	Mental Health	Substance Abuse	Domestic Violence	Residential Care	Medicaid	Other
Texas	5	0	5	0	0	0	0
Tillman	8	1	8	0	0	0	0
Tulsa	1,021	0	999	0	0	0	38
Wagoner	39	0	39	0	0	0	0
Washington	28	0	27	0	0	0	1
Washita	5	0	5	0	0	0	0
Woods	6	0	6	0	0	0	0
Woodward	8	0	8	0	0	0	0
Out of State/Unknown	40	0	40	0	0	0	0
Other Indicators							
Dual Diagnosis	62	0	56	0	0	0	6
Homeless	600	1	592	0	0	0	8
SMI (If ever)	847	1	827	0	0	0	28

Notes: The same client may be counted in more than one category, e.g., clients can receive services under more than one contract source, in more than one "County of Residence," or may have multiple "Other Indicators." Please see Definition page for other considerations.

Oklahoma Department of Mental Health and Substance Abuse Services

Counts of Admitted Clients Served by Funding Source for Various Categories During FY1998

Dual Diagnosis

	Total	Funding Source					
		Mental Health	Substance Abuse	Domestic Violence	Residential Care	Medicaid	Other
Total							
Unduplicated Count	4,926	4,169	1,436	0	3	1,324	799
Agency Type							
Community Mental Health	4,335	3,648	1,287	0	3	1,322	787
Hospital	833	833	0	0	0	0	0
Other	7	2	7	0	0	0	1
Substance Abuse	218	0	214	0	0	2	12
Sex							
Female	1,956	1,616	557	0	2	573	322
Male	2,970	2,553	879	0	1	751	477
Age							
05-17	82	72	2	0	0	7	29
18-20	204	189	55	0	0	23	29
21-24	343	301	99	0	0	59	22
25-34	1,379	1,163	446	0	0	334	157
35-44	1,823	1,532	519	0	0	527	307
45-54	783	660	234	0	1	255	161
55-64	254	204	63	0	2	99	77
65-74	52	44	16	0	0	19	14
75-84	6	4	2	0	0	1	3
Race							
White	3,805	3,250	1,086	0	2	940	578
Black	735	589	233	0	1	288	163
Native American	326	282	83	0	0	77	46
Hispanic	100	78	36	0	0	21	11
Asian	11	6	5	0	0	1	1
Presenting Problem/Diagnosis							
Alcohol Abuse	270	161	126	0	0	31	22
Developmental Disorder	3	2	0	0	0	2	0
Mood Disorder	2,473	2,113	725	0	0	509	368
Non Alcohol/Drug Related Organic	4	4	0	0	0	2	0
Other Non-Psychotic	73	64	12	0	0	10	9
Other Psychotic	1,069	971	213	0	2	289	141
Personality Disorder	46	41	12	0	0	16	10
Schizophrenia	986	799	252	0	1	448	223
Social Conditions	7	4	3	0	0	2	0
Substance Related	293	182	144	0	0	31	30
County of Residence							
Adair	10	7	8	0	0	2	0
Alfalfa	5	5	0	0	0	2	0
Atoka	13	13	0	0	0	2	0
Beaver	4	4	0	0	0	1	0
Beckham	57	55	2	0	0	15	0
Blaine	20	19	0	0	0	1	1
Bryan	31	28	3	0	0	15	7
Caddo	25	24	1	0	0	1	1
Canadian	42	40	1	0	0	11	3
Carter	75	73	7	0	0	19	17
Cherokee	32	29	12	0	0	8	6
Choctaw	11	11	0	0	0	8	0

Notes: The same client may be counted in more than one category, e.g., clients can receive services under more than one contract source, in more than one "County of Residence," or may have multiple "Other Indicators." Please see Definition page for other considerations.

Oklahoma Department of Mental Health and Substance Abuse Services

Counts of Admitted Clients Served by Funding Source for Various Categories During FY1998

Dual Diagnosis

	Funding Source						
	Total	Mental Health	Substance Abuse	Domestic Violence	Residential Care	Medicaid	Other
Cimarron	5	5	0	0	0	1	0
Cleveland	401	364	29	0	0	121	135
Coal	10	10	0	0	0	1	1
Comanche	34	30	7	0	0	0	1
Cotton	1	1	0	0	0	0	0
Craig	68	53	1	0	0	23	24
Creek	55	43	9	0	0	21	0
Custer	59	53	2	0	0	18	0
Delaware	42	31	3	0	0	10	8
Dewey	8	8	0	0	0	2	1
Ellis	4	4	0	0	0	1	0
Garfield	81	80	0	0	0	8	10
Garvin	45	43	4	0	0	10	15
Grady	79	69	4	0	0	25	1
Grant	3	2	1	0	0	1	0
Greer	7	6	1	0	0	1	0
Harmon	1	1	0	0	0	0	0
Harper	9	6	0	0	0	6	0
Haskell	10	9	1	0	0	2	0
Hughes	22	22	1	0	0	3	0
Jackson	15	15	0	0	0	0	0
Jefferson	3	2	1	0	0	1	1
Johnston	20	16	0	0	0	6	3
Kay	81	61	30	0	0	23	31
Kingfisher	18	17	0	0	0	0	2
Kiowa	17	15	0	0	0	4	0
Latimer	13	12	1	0	0	1	0
LeFlore	41	40	1	0	0	0	0
Lincoln	44	25	10	0	0	20	19
Logan	20	18	4	0	0	2	4
Love	10	10	0	0	0	2	6
Major	11	11	0	0	0	5	0
Marshall	15	12	2	0	0	7	2
Mayes	37	27	1	0	0	20	8
McClain	33	30	2	0	0	6	7
McCurtain	40	40	0	0	0	20	0
McIntosh	18	13	1	0	1	8	5
Murray	26	24	2	0	0	5	2
Muskogee	135	113	6	0	2	37	16
Noble	11	8	0	0	0	5	5
Nowata	19	15	0	0	0	6	4
Okfuskee	31	23	0	0	0	18	1
Oklahoma	1,087	810	311	0	0	318	264
Okmulgee	49	42	7	0	0	12	0
Osage	43	33	17	0	0	5	7
Ottawa	54	46	0	0	0	12	4
Pawnee	10	10	2	0	0	6	3
Payne	68	59	12	0	0	20	32
Pittsburgh	63	58	3	0	0	16	1
Pontotoc	35	33	1	0	0	6	8
Pottawatomie	83	62	6	0	0	25	37
Pushmataha	10	10	1	0	0	3	0
Roger Mills	3	3	0	0	0	0	0

Notes: The same client may be counted in more than one category, e.g., clients can receive services under more than one contract source, in more than one "County of Residence," or may have multiple "Other Indicators." Please see Definition page for other considerations.

Oklahoma Department of Mental Health and Substance Abuse Services

Counts of Admitted Clients Served by Funding Source for Various Categories During FY1998

Dual Diagnosis

	Funding Source						
	Total	Mental Health	Substance Abuse	Domestic Violence	Residential Care	Medicaid	Other
Rogers	66	59	3	0	0	9	14
Seminole	40	36	2	0	0	14	7
Sequoyah	37	36	9	0	0	19	3
Stephens	12	12	1	0	0	0	0
Texas	32	32	0	0	0	9	0
Tillman	5	4	1	0	0	0	0
Tulsa	1,268	1,054	889	0	0	281	59
Wagoner	39	36	18	0	0	7	4
Washington	83	73	3	0	0	18	12
Washita	11	11	0	0	0	1	0
Woods	22	22	1	0	0	6	0
Woodward	58	53	1	0	0	23	0
Out of State/Unknown	32	26	9	0	0	1	0
Other Indicators							
Dual Diagnosis	4,926	4,169	1,436	0	3	1,324	799
Homeless	467	386	205	0	0	70	24
SED (6-17)	51	44	0	0	0	6	19
SMI (If ever)	4,141	3,521	1,212	0	3	1,256	703

Notes: The same client may be counted in more than one category, e.g., clients can receive services under more than one contract source, in more than one "County of Residence," or may have multiple "Other Indicators." Please see Definition page for other considerations.

Oklahoma Department of Mental Health and Substance Abuse Services

Counts of Admitted Clients Served by Funding Source for Various Categories During FY1998

Homeless

	Total	Funding Source					
		Mental Health	Substance Abuse	Domestic Violence	Residential Care	Medicaid	Other
Total							
Unduplicated Count	5,264	1,618	1,610	2,325	48	268	198
Agency Type							
Community Mental Health	1,762	1,444	511	0	0	265	155
Domestic Violence and Sexual Assault	2,329	0	15	2,325	0	0	0
Hospital	315	315	0	0	0	0	0
Other	14	3	10	0	2	0	0
Residential Care	46	0	0	0	46	0	0
Substance Abuse	1,189	4	1,172	0	0	3	45
Sex							
Female	2,759	607	487	1,744	19	121	78
Male	2,505	1,011	1,123	581	29	147	120
Age							
0-04	536	3	33	502	0	0	4
05-17	809	116	53	630	0	10	33
18-20	228	63	69	113	0	8	8
21-24	392	127	117	182	0	13	7
25-34	1,271	424	514	446	4	57	47
35-44	1,360	539	570	351	22	90	49
45-54	517	267	212	83	8	68	35
55-64	120	65	37	11	9	20	12
65-74	24	10	4	7	4	2	1
75-84	7	4	1	0	1	0	2
Race							
White	3,635	1,233	1,123	1,492	29	193	148
Black	851	276	296	334	13	61	32
Native American	600	79	166	358	4	11	15
Hispanic	191	34	34	130	2	3	3
Asian	33	7	3	23	0	1	0
Presenting Problem/Diagnosis							
Alcohol Abuse	603	95	543	2	0	5	22
Developmental Disorder	40	25	0	3	7	1	8
Mood Disorder	748	672	180	1	5	80	51
Non Alcohol/Drug Related Organic	17	15	3	0	0	2	2
Other Non-Psychotic	192	165	13	0	0	25	27
Other Psychotic	355	321	47	0	12	48	20
Personality Disorder	16	15	1	0	0	3	0
Schizophrenia	277	254	53	0	0	92	33
Social Conditions	2,308	20	55	2,219	19	6	10
Substance Related	788	97	727	2	1	7	26
Deferred/No Diagnosis	173	8	59	103	4	1	1
County of Residence							
Adair	46	2	4	39	1	0	0
Alfalfa	5	2	2	1	0	0	0
Atoka	20	2	1	17	0	2	0
Beaver	1	1	0	0	0	0	0
Beckham	37	4	9	24	0	0	0
Blaine	10	2	4	3	0	2	0
Bryan	141	9	5	128	0	1	2
Caddo	17	5	4	8	0	0	0

Notes: The same client may be counted in more than one category, e.g., clients can receive services under more than one contract source, in more than one "County of Residence," or may have multiple "Other Indicators." Please see Definition page for other considerations.

Oklahoma Department of Mental Health and Substance Abuse Services

Counts of Admitted Clients Served by Funding Source for Various Categories During FY1998

Homeless

	Funding Source						
	Total	Mental Health	Substance Abuse	Domestic Violence	Residential Care	Medicaid	Other
Canadian	51	7	7	37	0	0	0
Carter	129	31	14	87	0	6	5
Cherokee	73	5	3	64	1	2	2
Choctaw	8	1	1	6	0	0	0
Cimarron	1	0	0	0	1	0	0
Cleveland	304	165	54	100	2	16	17
Coal	6	2	0	4	0	0	0
Comanche	109	23	72	14	1	0	0
Cotton	2	0	0	2	0	0	0
Craig	38	7	1	15	15	0	0
Creek	27	8	9	10	0	2	0
Custer	70	6	23	40	0	2	0
Delaware	70	2	10	58	0	1	0
Dewey	3	2	1	0	0	0	0
Garfield	132	27	11	100	0	5	3
Garvin	27	17	5	5	0	1	3
Grady	90	33	6	50	0	8	1
Grant	7	0	1	6	0	0	0
Greer	4	1	2	2	0	0	0
Harper	1	0	1	0	0	0	0
Haskell	2	1	0	1	0	0	0
Hughes	14	2	2	10	0	1	1
Jackson	18	2	17	0	0	0	0
Jefferson	5	0	0	5	0	0	0
Johnston	14	7	0	6	0	3	3
Kay	86	18	34	36	0	7	8
Kingfisher	5	1	1	2	0	0	2
Kiowa	8	0	7	1	0	0	0
Latimer	6	3	3	0	0	1	1
LeFlore	11	3	2	6	0	1	1
Lincoln	15	6	6	3	0	1	2
Logan	20	5	12	3	0	0	0
Love	11	0	0	11	0	0	0
Major	6	4	2	1	0	0	0
Marshall	19	5	0	12	0	3	1
Mayes	24	3	12	5	2	1	2
McClain	21	9	5	8	0	2	0
McCurtain	17	5	3	8	1	2	0
McIntosh	8	2	1	4	1	1	2
Murray	20	8	2	10	0	0	1
Muskogee	113	39	34	31	1	17	11
Noble	16	1	6	9	0	0	1
Nowata	1	0	0	1	0	0	0
Okfuskee	23	4	3	7	9	1	0
Oklahoma	1,365	474	526	475	6	54	37
Okmulgee	43	20	14	6	2	5	0
Osage	18	1	8	10	0	0	0
Ottawa	89	5	13	71	0	1	1
Pawnee	15	2	6	7	0	0	1
Payne	100	33	36	33	0	12	11
Pittsburgh	27	13	2	12	0	2	0
Pontotoc	74	14	3	57	0	1	3
Pottawatomie	63	16	12	35	0	0	0

Notes: The same client may be counted in more than one category, e.g., clients can receive services under more than one contract source, in more than one "County of Residence," or may have multiple "Other Indicators." Please see Definition page for other considerations.

Oklahoma Department of Mental Health and Substance Abuse Services

Counts of Admitted Clients Served by Funding Source for Various Categories During FY1998

Homeless

	Funding Source						
	Total	Mental Health	Substance Abuse	Domestic Violence	Residential Care	Medicaid	Other
Pushmataha	11	5	0	6	0	1	0
Roger Mills	4	0	2	2	0	0	0
Rogers	69	5	9	52	2	1	0
Seminole	51	13	6	32	0	1	2
Sequoyah	15	9	6	2	0	6	1
Stephens	50	3	8	39	0	0	0
Texas	42	8	4	31	0	3	0
Tillman	3	0	3	0	0	0	0
Tulsa	1,145	516	569	214	1	87	71
Wagoner	19	0	1	16	2	0	0
Washington	81	29	10	41	0	6	2
Washita	10	0	0	10	0	0	0
Woods	7	3	3	1	0	2	0
Woodward	21	8	3	9	0	2	0
Out of State/Unknown	278	28	22	229	0	0	1
Other Indicators							
Dual Diagnosis	467	386	205	0	0	70	24
Homeless	5,264	1,618	1,610	2,325	48	268	198
SED (6-17)	105	89	2	1	0	0	16
SMI (If ever)	1,997	1,264	709	251	48	239	119

Notes: The same client may be counted in more than one category, e.g., clients can receive services under more than one contract source, in more than one "County of Residence," or may have multiple "Other Indicators." Please see Definition page for other considerations.

Oklahoma Department of Mental Health and Substance Abuse Services
Counts of Admitted Clients Served by Funding Source for Various Categories During FY1998
Inpatient Services

	Total	Funding Source					Other
		Mental Health	Substance Abuse	Domestic Violence	Residential Care	Medicaid	
Total							
Unduplicated Count	5,474	5,177	473	0	0	0	181
Agency Type							
Community Mental Health	2,948	2,576	427	0	0	0	181
Hospital	3,103	3,103	0	0	0	0	0
Substance Abuse	47	0	47	0	0	0	0
Sex							
Female	2,270	2,152	153	0	0	0	88
Male	3,204	3,025	320	0	0	0	93
Age							
05-17	221	221	1	0	0	0	1
18-20	339	314	35	0	0	0	7
21-24	466	441	45	0	0	0	12
25-34	1,512	1,425	171	0	0	0	44
35-44	1,676	1,584	164	0	0	0	48
45-54	779	743	45	0	0	0	34
55-64	318	302	11	0	0	0	17
65-74	125	116	1	0	0	0	11
75-84	32	26	0	0	0	0	6
85+	6	5	0	0	0	0	1
Race							
White	4,242	3,999	360	0	0	0	159
Black	753	717	73	0	0	0	13
Native American	380	359	30	0	0	0	9
Hispanic	135	133	6	0	0	0	0
Asian	28	24	4	0	0	0	0
Presenting Problem/Diagnosis							
Alcohol Abuse	341	311	42	0	0	0	5
Developmental Disorder	88	85	0	0	0	0	3
Mood Disorder	2,182	2,054	211	0	0	0	56
Non Alcohol/Drug Related Organic	81	70	3	0	0	0	9
Other Non-Psychotic	450	413	24	0	0	0	23
Other Psychotic	1,351	1,298	60	0	0	0	54
Personality Disorder	41	34	9	0	0	0	2
Schizophrenia	818	790	55	0	0	0	18
Social Conditions	87	79	2	0	0	0	7
Substance Related	356	303	68	0	0	0	4
Deferred/No Diagnosis	6	6	0	0	0	0	0
County of Residence							
Adair	13	13	0	0	0	0	0
Alfalfa	7	7	0	0	0	0	0
Atoka	32	32	0	0	0	0	0
Beaver	5	5	0	0	0	0	0
Beckham	27	27	0	0	0	0	0
Blaine	2	2	0	0	0	0	0
Bryan	78	69	0	0	0	0	19
Caddo	16	15	1	0	0	0	0
Canadian	27	25	2	0	0	0	0
Carter	138	118	0	0	0	0	35
Cherokee	30	30	0	0	0	0	0

Notes: The same client may be counted in more than one category, e.g., clients can receive services under more than one contract source, in more than one "County of Residence," or may have multiple "Other Indicators." Please see Definition page for other considerations.

Oklahoma Department of Mental Health and Substance Abuse Services

Counts of Admitted Clients Served by Funding Source for Various Categories During FY1998 Inpatient Services

	Funding Source						
	Total	Mental Health	Substance Abuse	Domestic Violence	Residential Care	Medicaid	Other
Choctaw	41	41	0	0	0	0	0
Cimarron	9	9	1	0	0	0	0
Cleveland	306	295	11	0	0	0	2
Coal	23	23	0	0	0	0	0
Comanche	30	30	0	0	0	0	0
Craig	80	80	0	0	0	0	0
Creek	81	78	4	0	0	0	0
Custer	27	27	0	0	0	0	0
Delaware	33	33	0	0	0	0	0
Dewey	10	10	0	0	0	0	0
Ellis	5	5	0	0	0	0	0
Garfield	159	159	0	0	0	0	0
Garvin	98	80	0	0	0	0	26
Grady	46	42	4	0	0	0	0
Grant	8	8	0	0	0	0	0
Greer	10	10	0	0	0	0	0
Harmon	2	2	0	0	0	0	0
Harper	6	6	0	0	0	0	0
Haskell	42	42	0	0	0	0	0
Hughes	32	32	0	0	0	0	0
Jackson	15	14	1	0	0	0	0
Jefferson	3	3	0	0	0	0	0
Johnston	43	37	1	0	0	0	11
Kay	159	159	0	0	0	0	0
Kingfisher	6	6	0	0	0	0	0
Kiowa	8	8	0	0	0	0	0
Latimer	44	44	0	0	0	0	0
LeFlore	106	106	0	0	0	0	0
Lincoln	32	30	1	0	0	0	2
Logan	19	19	0	0	0	0	0
Love	15	9	0	0	0	0	9
Major	14	14	0	0	0	0	0
Marshall	20	17	0	0	0	0	4
Mayes	54	53	1	0	0	0	0
McClain	41	41	0	0	0	0	0
McCurtain	81	81	0	0	0	0	0
McIntosh	26	26	0	0	0	0	0
Murray	58	49	0	0	0	0	15
Muskogee	136	136	1	0	0	0	0
Noble	21	21	0	0	0	0	0
Nowata	9	9	0	0	0	0	0
Okfuskee	23	23	0	0	0	0	0
Oklahoma	714	692	22	0	0	0	3
Okmulgee	100	100	1	0	0	0	0
Osage	60	59	1	0	0	0	0
Ottawa	70	70	0	0	0	0	0
Pawnee	28	28	0	0	0	0	0
Payne	102	102	0	0	0	0	0
Pittsburgh	180	180	0	0	0	0	0
Pontotoc	102	79	1	0	0	0	35
Pottawatomie	71	68	3	0	0	0	1
Pushmataha	42	42	0	0	0	0	0
Roger Mills	3	3	0	0	0	0	0

Notes: The same client may be counted in more than one category, e.g., clients can receive services under more than one contract source, in more than one "County of Residence," or may have multiple "Other Indicators." Please see Definition page for other considerations.

Oklahoma Department of Mental Health and Substance Abuse Services
Counts of Admitted Clients Served by Funding Source for Various Categories During FY1998
Inpatient Services

	Funding Source						
	Total	Mental Health	Substance Abuse	Domestic Violence	Residential Care	Medicaid	Other
Rogers	50	49	2	0	0	0	0
Seminole	69	60	0	0	0	0	14
Sequoyah	37	37	0	0	0	0	0
Stephens	12	10	2	0	0	0	0
Texas	47	47	0	0	0	0	0
Tillman	4	4	0	0	0	0	0
Tulsa	1,288	1,132	407	0	0	0	0
Wagoner	32	31	1	0	0	0	0
Washington	53	53	0	0	0	0	0
Washita	5	5	0	0	0	0	0
Woods	19	19	0	0	0	0	0
Woodward	89	89	0	0	0	0	0
Out of State/Unknown	110	102	6	0	0	0	5
Other Indicators							
Dual Diagnosis	1,414	1,309	244	0	0	0	19
Homeless	533	500	62	0	0	0	10
SED (6-17)	201	201	0	0	0	0	0
SMI (If ever)	3,921	3,749	330	0	0	0	151

Notes: The same client may be counted in more than one category, e.g., clients can receive services under more than one contract source, in more than one "County of Residence," or may have multiple "Other Indicators." Please see Definition page for other considerations.

Oklahoma Department of Mental Health and Substance Abuse Services

Counts of Admitted Clients Served by Funding Source for Various Categories During FY1998 Outpatient Services

	Total	Funding Source					
		Mental Health	Substance Abuse	Domestic Violence	Residential Care	Medicaid	Other
Total							
Unduplicated Count	56,097	30,606	12,418	8,812	0	12,467	11,180
Agency Type							
Community Mental Health	39,009	29,876	3,656	0	0	11,984	10,568
Domestic Violence and Sexual Assault	8,997	0	321	8,773	0	0	39
Hospital	1,075	1,075	0	0	0	0	0
Other	653	236	393	43	0	0	3
Substance Abuse	9,116	69	8,459	0	0	513	582
Sex							
Female	29,913	16,373	4,433	6,416	0	7,651	5,812
Male	26,184	14,233	7,985	2,396	0	4,816	5,368
Age							
0-04	1,881	276	47	1,111	0	158	530
05-17	9,952	4,620	1,182	1,696	0	1,443	4,093
18-20	2,479	1,242	777	476	0	186	310
21-24	3,717	1,896	1,058	808	0	519	295
25-34	11,932	6,170	3,643	2,316	0	2,148	1,280
35-44	13,581	7,897	3,896	1,745	0	3,167	1,906
45-54	7,120	4,824	1,393	514	0	2,175	1,207
55-64	3,173	2,297	308	112	0	1,337	766
65-74	1,346	914	92	26	0	696	454
75-84	616	349	20	5	0	401	213
85+	300	121	2	3	0	237	126
Race							
White	42,644	24,580	9,038	6,137	0	9,453	8,302
Black	7,245	3,355	1,752	1,162	0	1,923	1,701
Native American	4,632	1,875	1,298	999	0	814	817
Hispanic	1,859	846	367	496	0	259	339
Asian	235	132	30	55	0	46	29
Presenting Problem/Diagnosis							
Alcohol Abuse	4,293	1,017	3,360	23	0	214	225
Developmental Disorder	3,221	1,881	69	96	0	663	1,778
Mood Disorder	16,550	13,610	1,428	44	0	4,646	3,440
Non Alcohol/Drug Related Organic	597	412	14	0	0	322	149
Other Non-Psychotic	7,356	5,046	307	0	0	1,885	2,502
Other Psychotic	3,808	3,250	259	16	0	1,425	664
Personality Disorder	346	282	38	0	0	117	54
Schizophrenia	4,969	3,872	300	0	0	2,749	1,404
Social Conditions	10,846	1,315	1,070	8,241	0	306	522
Substance Related	6,592	1,011	5,539	24	0	279	484
Deferred/No Diagnosis	809	50	367	386	0	10	8
County of Residence							
Adair	293	191	71	73	0	92	41
Alfalfa	79	65	4	5	0	25	0
Atoka	262	109	128	16	0	48	17
Beaver	32	25	5	1	0	7	0
Beckham	566	419	70	58	0	131	3
Blaine	196	158	11	11	0	48	3
Bryan	872	401	114	189	0	213	247
Caddo	358	205	117	38	0	27	13

Notes: The same client may be counted in more than one category, e.g., clients can receive services under more than one contract source, in more than one "County of Residence," or may have multiple "Other Indicators." Please see Definition page for other considerations.

Oklahoma Department of Mental Health and Substance Abuse Services

Counts of Admitted Clients Served by Funding Source for Various Categories During FY1998 Outpatient Services

	Funding Source						
	Total	Mental Health	Substance Abuse	Domestic Violence	Residential Care	Medicaid	Other
Canadian	1,069	719	77	173	0	197	142
Carter	748	520	22	97	0	194	200
Cherokee	651	427	84	165	0	160	151
Choctaw	377	168	142	76	0	97	14
Cimarron	28	22	4	1	0	6	0
Cleveland	2,941	1,766	668	263	0	644	1,040
Coal	188	46	108	10	0	51	34
Comanche	1,178	791	114	295	0	42	27
Cotton	63	25	29	11	0	0	1
Craig	512	270	40	22	0	204	212
Creek	680	429	112	67	0	241	9
Custer	632	427	51	130	0	132	7
Delaware	566	228	103	86	0	86	202
Dewey	71	59	4	9	0	13	2
Ellis	61	45	3	13	0	12	1
Garfield	1,125	697	32	347	0	165	325
Garvin	604	420	24	58	0	136	230
Grady	955	586	116	203	0	224	56
Grant	65	42	2	11	0	31	11
Greer	112	70	19	17	0	30	2
Harmon	24	11	3	10	0	0	1
Harper	55	37	1	1	0	27	1
Haskell	161	142	12	6	0	33	4
Hughes	195	143	28	16	0	60	4
Jackson	438	142	64	236	0	4	3
Jefferson	48	28	8	9	0	5	3
Johnston	331	191	65	9	0	100	89
Kay	1,312	756	183	159	0	228	628
Kingfisher	170	127	10	7	0	22	37
Kiowa	221	162	21	22	0	54	1
Latimer	211	104	69	4	0	64	1
LeFlore	605	364	89	136	0	41	3
Lincoln	491	163	62	23	0	296	210
Logan	417	202	171	26	0	60	69
Love	151	105	4	10	0	27	64
Major	113	103	2	6	0	27	2
Marshall	194	150	3	17	0	57	44
Mayes	498	255	85	38	0	121	127
McClain	217	160	34	15	0	45	63
McCurtain	849	342	227	296	0	160	11
McIntosh	324	164	76	19	0	107	49
Murray	247	165	4	14	0	67	62
Muskogee	1,743	1,125	212	159	0	373	348
Noble	245	99	61	54	0	38	69
Nowata	197	76	42	49	0	36	35
Okfuskee	335	189	30	16	0	199	3
Oklahoma	11,959	5,770	3,387	1,173	0	2,865	3,203
Okmulgee	766	351	130	21	0	456	18
Osage	458	231	110	49	0	74	167
Ottawa	586	249	73	106	0	103	189
Pawnee	274	126	97	30	0	46	83
Payne	1,345	496	279	450	0	165	409
Pittsburgh	989	625	325	18	0	130	47

Notes: The same client may be counted in more than one category, e.g., clients can receive services under more than one contract source, in more than one "County of Residence," or may have multiple "Other Indicators." Please see Definition page for other considerations.

Oklahoma Department of Mental Health and Substance Abuse Services

Counts of Admitted Clients Served by Funding Source for Various Categories During FY1998 Outpatient Services

	Funding Source						
	Total	Mental Health	Substance Abuse	Domestic Violence	Residential Care	Medicaid	Other
Pontotoc	911	450	129	226	0	218	211
Pottawatomie	1,028	331	297	107	0	286	424
Pushmataha	246	119	84	47	0	46	6
Roger Mills	45	26	10	9	0	1	0
Rogers	782	314	226	167	0	114	145
Seminole	814	420	80	43	0	413	227
Sequoyah	484	417	72	30	0	265	81
Stephens	467	230	90	157	0	9	9
Texas	442	222	87	141	0	66	1
Tillman	80	39	15	23	0	1	4
Tulsa	7,951	4,529	2,832	1,225	0	1,347	749
Wagoner	394	269	94	60	0	110	84
Washington	1,381	513	258	568	0	186	239
Washita	188	127	14	43	0	41	3
Woods	211	194	3	7	0	68	0
Woodward	537	439	9	85	0	149	0
Out of State/Unknown	582	127	73	380	0	7	5
Other Indicators							
Dual Diagnosis	4,487	3,706	1,217	0	0	1,316	754
Homeless	4,193	1,430	839	2,125	0	265	147
SED (6-17)	3,289	2,357	19	6	0	562	1,711
SMI (If ever)	23,509	18,120	3,600	884	0	9,017	4,672

Notes: The same client may be counted in more than one category, e.g., clients can receive services under more than one contract source, in more than one "County of Residence," or may have multiple "Other Indicators." Please see Definition page for other considerations.

Oklahoma Department of Mental Health and Substance Abuse Services

Counts of Admitted Clients Served by Funding Source for Various Categories During FY1998

Race: American Indian

	Total	Funding Source					
		Mental Health	Substance Abuse	Domestic Violence	Residential Care	Medicaid	Other
Total							
Unduplicated Count	5,466	2,082	1,964	1,058	70	816	872
Agency Type							
Community Mental Health	2,698	1,907	371	0	3	757	785
Domestic Violence and Sexual Assault	1,085	0	41	1,057	0	0	6
Hospital	197	197	0	0	0	0	0
Other	98	56	43	1	1	0	0
Residential Care	66	0	0	0	66	0	0
Substance Abuse	1,595	2	1,556	0	0	59	82
Sex							
Female	2,709	1,059	707	752	30	493	437
Male	2,757	1,023	1,257	306	40	323	435
Age							
0-04	306	36	50	178	0	22	62
05-17	1,275	555	202	258	0	161	434
18-20	316	121	134	60	1	13	41
21-24	402	143	185	80	4	46	35
25-34	1,198	411	576	233	9	159	90
35-44	1,206	445	564	192	20	175	100
45-54	484	215	196	41	19	120	51
55-64	193	107	49	12	13	76	34
65-74	61	35	6	3	2	27	14
75-84	19	11	2	0	2	13	8
85+	6	3	0	1	0	4	3
Race							
Native American	5,466	2,082	1,964	1,058	70	816	872
Presenting Problem/Diagnosis							
Alcohol Abuse	889	92	808	6	0	29	34
Developmental Disorder	334	177	13	13	14	65	167
Mood Disorder	992	796	86	1	17	267	211
Non Alcohol/Drug Related Organic	34	24	0	0	0	16	6
Other Non-Psychotic	606	387	33	0	0	166	250
Other Psychotic	238	196	14	0	21	68	24
Personality Disorder	19	15	6	0	0	5	3
Schizophrenia	257	212	18	0	2	130	60
Social Conditions	1,291	106	154	1,002	10	28	63
Substance Related	868	81	790	2	1	43	56
Deferred/No Diagnosis	182	43	94	37	8	3	0
County of Residence							
Adair	88	36	23	35	4	20	9
Atoka	48	11	39	0	0	8	4
Beaver	1	0	1	0	0	0	0
Beckham	21	14	7	2	0	3	2
Blaine	28	10	17	0	0	5	0
Bryan	120	50	34	27	0	20	31
Caddo	130	33	75	16	0	8	7
Canadian	72	22	21	26	0	6	5
Carter	56	37	14	6	0	7	13
Cherokee	206	91	35	73	11	24	24
Choctaw	51	18	20	14	0	11	2

Notes: The same client may be counted in more than one category, e.g., clients can receive services under more than one contract source, in more than one "County of Residence," or may have multiple "Other Indicators." Please see Definition page for other considerations.

Oklahoma Department of Mental Health and Substance Abuse Services

Counts of Admitted Clients Served by Funding Source for Various Categories During FY1998

Race: American Indian

	Funding Source						
	Total	Mental Health	Substance Abuse	Domestic Violence	Residential Care	Medicaid	Other
Cleveland	186	99	57	12	6	26	49
Coal	28	8	11	7	0	3	2
Comanche	123	41	64	19	2	2	2
Cotton	7	3	4	0	0	0	1
Craig	97	46	14	7	12	23	24
Creek	88	40	28	17	0	15	0
Custer	66	32	16	19	0	9	1
Delaware	132	45	36	25	0	17	38
Dewey	4	2	1	1	0	0	0
Ellis	1	0	1	0	0	0	0
Garfield	56	20	8	22	0	4	12
Garvin	64	38	4	11	0	16	30
Grady	58	28	14	14	0	8	3
Grant	5	2	0	3	0	0	1
Greer	3	2	1	1	0	2	0
Harper	1	0	1	0	0	0	0
Haskell	12	7	3	2	0	1	1
Hughes	37	18	12	6	0	8	0
Jackson	10	2	6	2	0	0	0
Jefferson	1	0	1	0	0	0	0
Johnston	37	22	9	0	0	8	18
Kay	161	62	50	25	0	11	46
Kingfisher	7	5	0	1	0	2	0
Kiowa	16	8	6	1	0	3	0
Latimer	31	17	12	2	0	4	0
LeFlore	48	28	8	12	0	2	0
Lincoln	40	17	10	0	3	17	16
Logan	15	0	11	4	0	0	0
Love	4	3	0	1	0	0	1
Major	2	2	1	0	0	0	0
Marshall	19	12	5	5	0	2	5
Mayes	120	54	29	13	7	14	17
McClain	10	8	2	0	0	1	1
McCurtain	124	30	49	48	1	16	0
McIntosh	39	10	20	5	5	10	4
Murray	18	12	2	2	0	3	5
Muskogee	164	85	51	19	3	29	24
Noble	39	7	20	11	0	3	5
Nowata	29	8	12	8	0	2	2
Okfuskee	52	19	13	8	5	17	0
Oklahoma	573	189	225	86	0	103	110
Okmulgee	79	28	21	5	3	42	5
Osage	115	41	45	8	1	10	39
Ottawa	114	44	15	17	0	11	44
Pawnee	70	15	45	1	0	2	17
Payne	107	33	40	27	0	8	23
Pittsburgh	108	53	44	4	6	15	4
Pontotoc	130	42	24	58	0	15	23
Pottawatomie	186	35	99	24	0	37	44
Pushmataha	38	10	21	6	0	3	5
Roger Mills	10	7	4	0	0	0	0
Rogers	135	49	48	34	1	13	17
Seminole	161	52	47	18	0	66	40

Notes: The same client may be counted in more than one category, e.g., clients can receive services under more than one contract source, in more than one "County of Residence," or may have multiple "Other Indicators." Please see Definition page for other considerations.

Oklahoma Department of Mental Health and Substance Abuse Services

Counts of Admitted Clients Served by Funding Source for Various Categories During FY1998

Race: American Indian

	Total	Funding Source					Other
		Mental Health	Substance Abuse	Domestic Violence	Residential Care	Medicaid	
Sequoyah	95	74	20	7	0	22	3
Stephens	20	8	10	7	1	1	1
Texas	10	4	4	2	0	0	0
Tillman	6	2	2	2	0	1	0
Tulsa	634	199	360	104	4	50	60
Wagoner	45	18	19	16	0	4	5
Washington	159	51	36	62	0	22	29
Washita	5	2	2	0	0	2	0
Woods	2	1	0	1	0	1	0
Woodward	16	9	2	6	0	2	0
Out of State/Unknown	65	5	12	48	0	2	0
Other Indicators							
Dual Diagnosis	326	282	83	0	0	77	46
Homeless	600	79	166	358	4	11	15
SED (6-17)	359	251	14	0	0	51	162
SMI (If ever)	1,511	1,028	344	84	69	487	230

Notes: The same client may be counted in more than one category, e.g., clients can receive services under more than one contract source, in more than one "County of Residence," or may have multiple "Other Indicators." Please see Definition page for other considerations.

Oklahoma Department of Mental Health and Substance Abuse Services

Counts of Admitted Clients Served by Funding Source for Various Categories During FY1998

Race: Asian

	Total	Funding Source					
		Mental Health	Substance Abuse	Domestic Violence	Residential Care	Medicaid	Other
Total							
Unduplicated Count	261	136	45	64	7	46	31
Agency Type							
Community Mental Health	159	129	12	0	0	46	29
Domestic Violence and Sexual Assault	64	0	0	64	0	0	0
Hospital	16	16	0	0	0	0	0
Other	5	3	2	0	1	0	0
Residential Care	6	0	0	0	6	0	0
Substance Abuse	31	0	31	0	0	0	2
Sex							
Female	141	77	11	46	3	28	13
Male	120	59	34	18	4	18	18
Age							
0-04	16	1	2	13	0	0	1
05-17	35	13	4	11	0	5	12
18-20	15	4	6	6	0	0	1
21-24	29	18	5	6	0	3	3
25-34	57	30	12	15	4	12	1
35-44	69	43	10	11	2	14	5
45-54	30	19	5	2	1	8	6
55-64	6	4	0	0	0	3	2
65-74	3	3	1	0	0	0	0
75-84	1	1	0	0	0	1	0
Race							
Asian	261	136	45	64	7	46	31
Presenting Problem/Diagnosis							
Alcohol Abuse	13	2	13	0	0	0	1
Developmental Disorder	12	9	0	0	2	1	5
Mood Disorder	50	40	5	0	0	12	4
Other Non-Psychotic	21	16	0	0	0	3	7
Other Psychotic	51	44	3	0	3	15	5
Personality Disorder	1	1	0	0	0	0	0
Schizophrenia	38	30	0	0	0	14	8
Social Conditions	66	3	0	62	1	1	0
Substance Related	21	1	21	0	0	0	1
Deferred/No Diagnosis	6	0	3	2	1	0	0
County of Residence							
Adair	4	1	2	1	0	0	1
Beckham	1	0	1	0	0	0	0
Blaine	1	1	0	0	0	0	0
Bryan	4	0	0	4	0	0	0
Caddo	1	1	0	0	0	0	0
Canadian	5	1	1	1	1	1	0
Carter	4	0	0	3	0	1	0
Cherokee	4	1	1	2	0	0	0
Cleveland	16	13	2	1	1	3	3
Comanche	24	16	2	7	0	1	0
Craig	3	3	0	0	2	1	0
Creek	2	1	0	0	0	1	0
Garfield	8	3	1	4	0	1	1

Notes: The same client may be counted in more than one category, e.g., clients can receive services under more than one contract source, in more than one "County of Residence," or may have multiple "Other Indicators." Please see Definition page for other considerations.

Oklahoma Department of Mental Health and Substance Abuse Services

Counts of Admitted Clients Served by Funding Source for Various Categories During FY1998

Race: Asian

	Funding Source						
	Total	Mental Health	Substance Abuse	Domestic Violence	Residential Care	Medicaid	Other
Garvin	3	3	0	0	0	1	1
Grady	2	1	1	0	0	0	0
Harper	1	1	0	0	0	0	0
Jackson	1	0	0	1	0	0	0
Kay	1	0	1	0	0	0	0
Lincoln	1	1	0	0	0	0	1
Mayes	1	0	0	0	0	1	1
McClain	1	0	1	0	0	0	0
McCurtain	1	1	0	0	0	0	0
Muskogee	6	4	1	1	0	0	0
Okfuskee	3	1	0	0	2	2	0
Oklahoma	83	46	15	8	1	19	16
Pawnee	1	0	0	1	0	0	0
Payne	7	0	4	3	0	0	0
Pittsburgh	3	3	0	0	0	0	0
Pontotoc	3	2	0	0	0	2	0
Pottawatomie	1	1	0	0	0	0	1
Pushmataha	1	0	0	0	0	1	0
Rogers	5	0	4	1	0	0	1
Seminole	4	0	0	3	0	1	0
Sequoyah	1	0	1	0	0	0	0
Stephens	2	2	0	0	0	0	0
Tulsa	57	33	7	19	0	11	4
Wagoner	1	1	0	0	0	0	1
Washington	1	0	0	1	0	0	0
Out of State/Unknown	4	1	0	3	0	0	0
Other Indicators							
Dual Diagnosis	11	6	5	0	0	1	1
Homeless	33	7	3	23	0	1	0
SED (6-17)	12	8	1	0	0	2	5
SMI (If ever)	127	98	11	3	7	40	17

Notes: The same client may be counted in more than one category, e.g., clients can receive services under more than one contract source, in more than one "County of Residence," or may have multiple "Other Indicators." Please see Definition page for other considerations.

Oklahoma Department of Mental Health and Substance Abuse Services

Counts of Admitted Clients Served by Funding Source for Various Categories During FY1998

Race: Black

	Total	Funding Source					
		Mental Health	Substance Abuse	Domestic Violence	Residential Care	Medicaid	Other
Total							
Unduplicated Count	8,145	3,590	2,461	1,284	181	1,937	1,801
Agency Type							
Community Mental Health	4,922	3,355	637	0	10	1,869	1,636
Domestic Violence and Sexual Assault	1,319	0	49	1,283	0	0	9
Hospital	521	521	0	0	0	0	0
Other	64	17	47	1	0	0	1
Residential Care	172	2	0	0	171	0	0
Substance Abuse	1,975	8	1,874	0	0	73	158
Sex							
Female	3,937	1,778	850	838	54	1,126	917
Male	4,208	1,812	1,611	446	127	811	884
Age							
0-04	448	38	74	269	0	33	92
05-17	1,670	587	253	347	0	297	691
18-20	283	144	86	51	1	30	52
21-24	444	196	141	97	5	64	46
25-34	1,651	700	734	264	27	284	223
35-44	2,103	1,000	821	200	66	599	347
45-54	955	576	276	43	40	315	179
55-64	346	211	56	12	24	157	80
65-74	149	90	15	1	13	86	51
75-84	73	34	3	0	5	54	26
85+	23	14	2	0	0	18	14
Race							
Black	8,145	3,590	2,461	1,284	181	1,937	1,801
Presenting Problem/Diagnosis							
Alcohol Abuse	603	89	513	1	4	30	54
Developmental Disorder	589	280	11	13	27	138	348
Mood Disorder	1,525	1,139	168	1	25	513	389
Non Alcohol/Drug Related Organic	71	45	5	0	0	35	25
Other Non-Psychotic	807	444	50	0	0	227	359
Other Psychotic	838	675	62	1	79	278	130
Personality Disorder	19	12	2	0	0	9	9
Schizophrenia	1,190	913	118	0	7	641	301
Social Conditions	1,549	94	221	1,179	33	47	55
Substance Related	1,471	123	1,338	2	1	42	136
Deferred/No Diagnosis	220	11	109	90	8	2	1
County of Residence							
Adair	5	3	2	1	2	3	0
Alfalfa	2	1	1	0	0	0	0
Atoka	27	8	10	7	0	5	0
Beaver	1	0	1	0	0	0	0
Beckham	24	11	8	3	0	7	0
Blaine	15	8	5	2	0	3	0
Bryan	23	12	4	1	0	4	10
Caddo	32	11	19	0	0	1	2
Canadian	56	28	10	9	3	13	9
Carter	121	79	18	18	0	28	41
Cherokee	22	12	2	4	6	6	5

Notes: The same client may be counted in more than one category, e.g., clients can receive services under more than one contract source, in more than one "County of Residence," or may have multiple "Other Indicators." Please see Definition page for other considerations.

Oklahoma Department of Mental Health and Substance Abuse Services

Counts of Admitted Clients Served by Funding Source for Various Categories During FY1998

Race: Black

	Funding Source						
	Total	Mental Health	Substance Abuse	Domestic Violence	Residential Care	Medicaid	Other
Choctaw	67	31	22	16	0	21	3
Cleveland	224	118	37	23	2	48	84
Coal	1	1	0	0	0	1	0
Comanche	413	199	70	150	9	20	9
Cotton	6	1	3	1	0	0	1
Craig	50	22	4	1	27	24	14
Creek	44	26	13	3	0	16	0
Custer	40	21	15	5	0	7	0
Delaware	11	4	1	4	1	1	3
Dewey	4	3	1	0	0	0	1
Garfield	112	58	15	36	1	27	27
Garvin	44	36	2	3	0	6	27
Grady	58	30	15	7	0	20	3
Greer	13	11	2	0	0	4	0
Harmon	6	4	0	2	0	0	0
Harper	1	0	0	0	0	1	0
Haskell	2	1	0	0	0	0	1
Hughes	11	8	2	1	0	4	0
Jackson	83	26	32	23	2	3	1
Jefferson	1	0	1	0	0	0	0
Johnston	19	7	6	0	0	6	6
Kay	54	25	13	5	0	6	20
Kingfisher	11	7	1	1	0	1	2
Kiowa	31	19	6	7	0	10	0
Latimer	4	2	2	0	0	2	0
LeFlore	22	12	6	5	0	0	0
Lincoln	52	18	10	1	0	34	26
Logan	53	24	20	3	0	12	13
Love	6	5	1	0	0	2	3
Major	3	0	1	0	0	0	2
Marshall	4	2	0	0	0	3	0
Mayes	14	7	0	0	9	4	2
McClain	2	2	0	0	0	0	0
McCurtain	122	67	33	25	1	43	5
McIntosh	41	15	3	0	7	17	10
Murray	10	6	0	0	1	4	3
Muskogee	408	194	92	41	12	99	120
Noble	13	6	2	3	0	4	5
Nowata	14	3	9	1	0	0	3
Okfuskee	118	42	3	5	60	46	1
Oklahoma	3,031	1,179	927	402	23	809	924
Okmulgee	125	61	23	2	2	68	3
Osage	36	21	9	2	0	4	12
Ottawa	16	3	3	7	0	0	4
Pawnee	8	4	2	0	0	2	3
Payne	103	30	23	38	0	9	33
Pittsburgh	114	34	64	3	2	4	15
Pontotoc	46	20	2	16	0	11	14
Pottawatomie	43	17	12	1	0	19	15
Pushmataha	3	2	1	0	0	1	0
Rogers	29	8	9	4	7	8	12
Seminole	83	46	12	4	0	47	21
Sequoyah	20	19	2	0	0	9	2

Notes: The same client may be counted in more than one category, e.g., clients can receive services under more than one contract source, in more than one "County of Residence," or may have multiple "Other Indicators." Please see Definition page for other considerations.

Oklahoma Department of Mental Health and Substance Abuse Services
Counts of Admitted Clients Served by Funding Source for Various Categories During FY1998
Race: Black

	Funding Source						
	Total	Mental Health	Substance Abuse	Domestic Violence	Residential Care	Medicaid	Other
Stephens	29	13	11	10	0	0	0
Texas	2	0	2	0	0	0	0
Tillman	21	8	11	2	0	0	2
Tulsa	1,992	920	845	305	7	366	249
Wagoner	38	25	9	4	1	17	12
Washington	83	34	22	19	0	17	18
Washita	6	1	0	4	0	1	1
Woods	1	0	1	0	0	0	0
Woodward	7	3	2	3	0	1	0
Out of State/Unknown	102	14	10	75	0	1	2
Other Indicators							
Dual Diagnosis	735	589	233	0	1	288	163
Homeless	851	276	296	334	13	61	32
SED (6-17)	585	363	8	2	0	126	312
SMI (If ever)	3,317	2,386	643	91	180	1,409	717

Notes: The same client may be counted in more than one category, e.g., clients can receive services under more than one contract source, in more than one "County of Residence," or may have multiple "Other Indicators." Please see Definition page for other considerations.

Oklahoma Department of Mental Health and Substance Abuse Services

Counts of Admitted Clients Served by Funding Source for Various Categories During FY1998

Race: White

	Total	Funding Source					
		Mental Health	Substance Abuse	Domestic Violence	Residential Care	Medicaid	Other
Total							
Unduplicated Count	46,580	25,949	12,370	6,422	839	9,535	8,751
Agency Type							
Community Mental Health	31,299	24,758	3,532	0	20	9,159	8,080
Domestic Violence and Sexual Assault	6,532	0	215	6,385	0	0	23
Hospital	2,318	2,318	0	0	0	0	0
Other	655	335	288	41	13	0	2
Residential Care	820	16	0	0	808	0	0
Substance Abuse	9,486	61	9,093	0	0	400	659
Sex							
Female	24,355	13,867	4,326	4,745	332	5,925	4,473
Male	22,225	12,082	8,044	1,677	507	3,610	4,278
Age							
0-04	1,424	209	171	808	0	104	354
05-17	7,314	3,641	1,042	1,142	0	955	2,839
18-20	2,086	1,019	806	345	11	143	229
21-24	3,126	1,591	1,113	588	22	402	227
25-34	10,140	5,281	3,652	1,720	112	1,686	1,080
35-44	11,487	6,736	3,821	1,292	220	2,346	1,611
45-54	6,170	4,196	1,345	413	205	1,698	1,052
55-64	2,816	2,039	316	84	165	1,091	668
65-74	1,198	820	84	22	78	571	400
75-84	549	314	20	6	26	326	183
85+	270	103	0	2	0	213	108
Race							
White	46,580	25,949	12,370	6,422	839	9,535	8,751
Presenting Problem/Diagnosis							
Alcohol Abuse	4,350	962	3,661	15	6	155	287
Developmental Disorder	2,447	1,456	58	69	169	450	1,186
Mood Disorder	14,314	12,011	1,282	42	184	3,796	2,832
Non Alcohol/Drug Related Organic	518	369	10	0	1	270	125
Other Non-Psychotic	5,835	4,232	327	0	1	1,450	1,834
Other Psychotic	3,261	2,670	212	15	276	1,042	547
Personality Disorder	309	259	34	0	0	101	45
Schizophrenia	3,606	2,935	198	0	8	1,926	1,052
Social Conditions	8,258	1,119	867	5,983	168	227	405
Substance Related	6,586	948	5,906	20	2	204	475
Deferred/No Diagnosis	950	158	447	288	49	19	6
County of Residence							
Adair	226	151	60	37	28	71	30
Alfalfa	88	64	15	4	3	25	0
Atoka	211	102	96	10	1	35	13
Beaver	35	25	7	2	0	7	0
Beckham	534	382	107	51	0	121	1
Blaine	180	141	25	9	0	40	3
Bryan	775	394	121	166	0	186	226
Caddo	260	151	88	28	0	16	6
Canadian	989	658	99	142	20	174	121
Carter	673	451	97	104	1	158	177
Cherokee	552	328	85	85	87	135	119

Notes: The same client may be counted in more than one category, e.g., clients can receive services under more than one contract source, in more than one "County of Residence," or may have multiple "Other Indicators." Please see Definition page for other considerations.

Oklahoma Department of Mental Health and Substance Abuse Services

Counts of Admitted Clients Served by Funding Source for Various Categories During FY1998

Race: White

	Funding Source						
	Total	Mental Health	Substance Abuse	Domestic Violence	Residential Care	Medicaid	Other
Choctaw	281	135	110	45	2	63	9
Cimarron	26	21	5	1	1	5	0
Cleveland	2,691	1,626	709	223	65	557	885
Coal	172	45	101	6	1	45	32
Comanche	892	526	216	161	36	20	19
Cotton	56	20	30	10	0	0	1
Craig	464	232	51	14	163	155	169
Creek	654	380	173	48	1	203	14
Custer	536	361	76	97	1	111	8
Delaware	465	187	93	56	12	67	160
Dewey	70	53	9	7	2	13	0
Ellis	63	45	4	15	0	12	1
Garfield	1,025	622	88	298	0	142	280
Garvin	522	392	64	45	0	115	202
Grady	889	521	151	190	0	196	47
Grant	63	42	5	8	0	31	11
Greer	101	56	25	14	0	24	2
Harmon	16	8	4	4	0	0	1
Harper	52	34	3	1	0	26	1
Haskell	167	144	21	4	0	32	3
Hughes	179	131	37	9	1	48	5
Jackson	321	104	74	150	0	2	2
Jefferson	49	26	14	11	0	5	2
Johnston	295	183	66	11	0	90	77
Kay	1,186	680	208	145	0	208	550
Kingfisher	156	116	15	4	1	21	38
Kiowa	183	131	30	12	0	39	2
Latimer	201	103	66	2	0	58	1
LeFlore	606	370	98	131	3	39	3
Lincoln	433	144	66	20	15	243	175
Logan	374	192	157	19	0	51	57
Love	153	100	17	15	0	25	64
Major	113	106	3	6	1	27	0
Marshall	183	142	23	14	0	51	42
Mayes	454	200	95	22	51	100	101
McClain	237	168	55	15	0	45	61
McCurtain	642	268	174	221	3	101	5
McIntosh	308	144	83	16	39	82	36
Murray	251	175	33	12	3	60	70
Muskogee	1,316	891	232	93	21	250	210
Noble	222	95	59	39	7	30	60
Nowata	165	68	34	38	0	33	32
Okfuskee	270	140	39	3	45	130	3
Oklahoma	8,657	4,488	2,725	679	66	1,857	2,062
Okmulgee	642	292	154	16	17	341	12
Osage	389	193	121	39	3	59	114
Ottawa	481	225	76	71	2	90	142
Pawnee	213	116	71	25	0	42	62
Payne	1,254	460	347	376	1	146	343
Pittsburgh	880	602	256	16	21	110	28
Pontotoc	766	417	133	161	1	186	206
Pottawatomie	870	301	234	93	1	227	362
Pushmataha	225	122	73	41	0	41	2

Notes: The same client may be counted in more than one category, e.g., clients can receive services under more than one contract source, in more than one "County of Residence," or may have multiple "Other Indicators." Please see Definition page for other considerations.

Oklahoma Department of Mental Health and Substance Abuse Services

Counts of Admitted Clients Served by Funding Source for Various Categories During FY1998

Race: White

	Funding Source						
	Total	Mental Health	Substance Abuse	Domestic Violence	Residential Care	Medicaid	Other
Roger Mills	41	21	13	9	0	1	1
Rogers	706	270	250	126	43	90	125
Seminole	621	337	86	27	7	292	170
Sequoyah	558	482	88	24	17	234	80
Stephens	495	205	183	149	22	8	11
Texas	345	194	84	77	0	62	2
Tillman	58	27	17	14	0	0	2
Tulsa	6,503	3,544	2,866	816	37	888	657
Wagoner	380	231	142	40	3	92	70
Washington	1,177	446	250	466	1	150	193
Washita	190	125	34	33	0	38	4
Woods	221	193	23	6	0	66	0
Woodward	548	423	37	91	4	146	0
Out of State/Unknown	500	143	120	235	2	5	10
Other Indicators							
Dual Diagnosis	3,805	3,250	1,086	0	2	940	578
Homeless	3,635	1,233	1,123	1,492	29	193	148
SED (6-17)	2,435	1,826	54	5	0	370	1,184
SMI (If ever)	19,788	15,394	3,474	688	831	6,996	3,880

Notes: The same client may be counted in more than one category, e.g., clients can receive services under more than one contract source, in more than one "County of Residence," or may have multiple "Other Indicators." Please see Definition page for other considerations.

Oklahoma Department of Mental Health and Substance Abuse Services

Counts of Admitted Clients Served by Funding Source for Various Categories During FY1998

Residential Treatment Services

	Total	Funding Source					
		Mental Health	Substance Abuse	Domestic Violence	Residential Care	Medicaid	Other
Total							
Unduplicated Count	8,124	2,918	5,176	2	0	318	297
Agency Type							
Community Mental Health	4,625	2,848	1,642	0	0	318	111
Domestic Violence and Sexual Assault	2	0	0	2	0	0	0
Hospital	69	69	0	0	0	0	0
Substance Abuse	3,896	3	3,760	0	0	0	186
Sex							
Female	3,021	1,258	1,686	0	0	181	92
Male	5,103	1,660	3,490	2	0	137	205
Age							
0-04	121	0	120	1	0	0	0
05-17	389	76	280	1	0	0	38
18-20	529	196	338	0	0	5	18
21-24	751	286	464	0	0	19	21
25-34	2,564	882	1,733	0	0	91	85
35-44	2,577	942	1,632	0	0	119	91
45-54	869	368	473	0	0	55	34
55-64	271	135	120	0	0	24	8
65-74	42	26	13	0	0	4	2
75-84	11	7	3	0	0	1	0
Race							
White	6,041	2,286	3,756	2	0	248	212
Black	1,140	386	721	0	0	48	54
Native American	761	172	571	0	0	19	23
Hispanic	210	71	133	0	0	4	6
Asian	29	11	15	0	0	1	2
Presenting Problem/Diagnosis							
Alcohol Abuse	1,831	300	1,580	0	0	9	51
Developmental Disorder	33	29	1	0	0	2	1
Mood Disorder	1,542	1,211	245	0	0	113	46
Non Alcohol/Drug Related Organic	35	30	2	0	0	2	1
Other Non-Psychotic	293	241	35	0	0	17	5
Other Psychotic	627	526	72	0	0	63	24
Personality Disorder	15	13	1	0	0	1	0
Schizophrenia	509	355	74	0	0	104	29
Social Conditions	92	11	76	2	0	3	0
Substance Related	3,195	258	2,909	0	0	7	140
Deferred/No Diagnosis	300	6	294	0	0	0	0
County of Residence							
Adair	20	3	17	0	0	0	0
Alfalfa	14	0	14	0	0	0	0
Atoka	11	0	11	0	0	0	0
Beaver	8	1	7	0	0	0	0
Beckham	181	91	86	0	0	18	0
Blaine	69	29	36	0	0	4	0
Bryan	47	7	40	0	0	0	0
Caddo	101	9	91	0	0	0	4
Canadian	107	32	77	0	0	0	1
Carter	94	8	86	0	0	0	0

Notes: The same client may be counted in more than one category, e.g., clients can receive services under more than one contract source, in more than one "County of Residence," or may have multiple "Other Indicators." Please see Definition page for other considerations.

Oklahoma Department of Mental Health and Substance Abuse Services

Counts of Admitted Clients Served by Funding Source for Various Categories During FY1998

Residential Treatment Services

	Funding Source						
	Total	Mental Health	Substance Abuse	Domestic Violence	Residential Care	Medicaid	Other
Cherokee	23	2	20	0	0	1	0
Choctaw	28	3	25	0	0	0	0
Cimarron	2	0	2	0	0	0	0
Cleveland	648	387	236	0	0	75	49
Coal	15	0	15	0	0	0	0
Comanche	119	9	106	0	0	0	4
Cotton	11	0	11	0	0	0	1
Craig	72	19	44	0	0	12	0
Creek	64	3	59	0	0	0	5
Custer	161	98	57	0	0	23	2
Delaware	66	17	46	0	0	4	3
Dewey	15	8	8	0	0	1	0
Ellis	3	0	3	0	0	0	0
Garfield	100	16	83	0	0	0	4
Garvin	48	13	36	0	0	0	0
Grady	148	72	83	0	0	2	2
Grant	3	1	2	0	0	0	0
Greer	35	17	13	0	0	6	0
Harmon	4	1	3	0	0	0	0
Harper	6	2	5	0	0	0	0
Haskell	14	0	13	0	0	0	1
Hughes	27	3	25	0	0	0	0
Jackson	69	3	66	0	0	0	1
Jefferson	14	1	13	0	0	0	0
Johnston	22	2	19	0	0	0	1
Kay	81	23	59	0	0	0	0
Kingfisher	12	4	8	0	0	0	2
Kiowa	69	34	31	0	0	11	0
Latimer	10	0	10	0	0	0	0
LeFlore	25	0	25	0	0	0	0
Lincoln	71	32	40	0	0	1	4
Logan	54	26	31	0	0	0	2
Love	14	0	14	0	0	0	0
Major	8	4	4	0	0	0	0
Marshall	21	2	19	0	0	0	0
Mayes	53	21	26	0	0	5	2
McClain	76	43	31	0	0	3	5
McCurtain	43	3	40	0	0	0	0
McIntosh	43	18	11	0	0	14	1
Murray	16	4	12	0	0	0	0
Muskogee	252	113	97	0	0	45	3
Noble	8	0	7	0	0	0	1
Nowata	27	7	16	0	0	2	2
Okfuskee	37	20	15	0	0	1	2
Oklahoma	2,583	1,182	1,516	0	0	6	63
Okmulgee	54	6	46	0	0	1	2
Osage	63	5	57	0	0	2	0
Ottawa	74	26	44	0	0	4	4
Pawnee	19	3	17	0	0	0	0
Payne	70	8	61	0	0	0	1
Pittsburgh	60	0	60	0	0	0	0
Pontotoc	42	1	39	0	0	1	1
Pottawatomie	200	131	72	0	0	2	4

Notes: The same client may be counted in more than one category, e.g., clients can receive services under more than one contract source, in more than one "County of Residence," or may have multiple "Other Indicators." Please see Definition page for other considerations.

Oklahoma Department of Mental Health and Substance Abuse Services
Counts of Admitted Clients Served by Funding Source for Various Categories During FY1998
Residential Treatment Services

	Total	Funding Source					Other
		Mental Health	Substance Abuse	Domestic Violence	Residential Care	Medicaid	
Pushmataha	24	1	24	0	0	0	0
Roger Mills	20	10	10	0	0	0	1
Rogers	133	52	78	0	0	4	12
Seminole	71	11	58	0	0	2	1
Sequoyah	22	0	20	0	0	0	2
Stephens	122	2	117	0	0	0	3
Texas	50	14	37	0	0	0	2
Tillman	17	1	16	0	0	0	0
Tulsa	1,063	187	798	0	0	46	91
Wagoner	49	1	45	0	0	0	3
Washington	109	41	53	0	0	18	1
Washita	52	19	29	0	0	8	1
Woods	25	5	20	0	0	0	0
Woodward	63	26	38	0	0	0	0
Out of State/Unknown	109	44	61	2	0	0	3
Other Indicators							
Dual Diagnosis	864	501	332	0	0	80	37
Homeless	1,039	390	673	2	0	18	28
SED (6-17)	144	67	63	0	0	0	16
SMI (If ever)	3,911	2,223	1,702	0	0	304	125

Notes: The same client may be counted in more than one category, e.g., clients can receive services under more than one contract source, in more than one "County of Residence," or may have multiple "Other Indicators." Please see Definition page for other considerations.

Oklahoma Department of Mental Health and Substance Abuse Services

Counts of Admitted Clients Served by Funding Source for Various Categories During FY1998

SED Clients

	Total	Funding Source					
		Mental Health	Substance Abuse	Domestic Violence	Residential Care	Medicaid	Other
Total							
Unduplicated Count	4,726	3,110	265	159	0	858	2,403
Agency Type							
Community Mental Health	4,267	2,963	24	0	0	824	2,377
Domestic Violence and Sexual Assault	159	0	0	159	0	0	0
Hospital	208	208	0	0	0	0	0
Other	24	23	1	0	0	0	0
Substance Abuse	277	0	240	0	0	35	30
Sex							
Female	1,855	1,217	92	66	0	327	921
Male	2,871	1,893	173	93	0	531	1,482
Age							
0-04	227	103	10	19	0	34	154
05-17	4,499	3,007	255	140	0	824	2,249
Race							
White	3,310	2,243	183	102	0	557	1,660
Black	773	435	47	27	0	194	412
Native American	490	313	26	25	0	74	230
Hispanic	198	136	11	6	0	33	101
Asian	13	8	1	0	0	2	6
Presenting Problem/Diagnosis							
Alcohol Abuse	21	6	14	0	0	2	3
Developmental Disorder	1,888	1,290	16	1	0	364	1,066
Mood Disorder	1,024	782	2	1	0	190	488
Non Alcohol/Drug Related Organic	11	6	0	0	0	4	4
Other Non-Psychotic	1,359	896	15	0	0	220	708
Other Psychotic	62	52	1	1	0	18	21
Personality Disorder	3	1	1	0	0	1	1
Schizophrenia	21	16	0	0	0	5	8
Social Conditions	372	132	39	142	0	50	83
Substance Related	197	20	158	0	0	5	39
Deferred/No Diagnosis	70	24	26	14	0	5	2
County of Residence							
Adair	21	18	1	1	0	9	11
Alfalfa	4	4	0	0	0	3	0
Atoka	6	2	0	2	0	1	2
Beckham	79	75	3	1	0	1	1
Blaine	33	32	0	2	0	0	0
Bryan	42	29	2	2	0	0	33
Caddo	29	22	3	1	0	1	8
Canadian	80	62	2	0	0	1	42
Carter	20	18	0	0	0	0	15
Cherokee	61	49	0	8	0	6	35
Choctaw	20	18	1	2	0	11	0
Cimarron	1	1	0	0	0	0	0
Cleveland	227	186	15	4	0	16	130
Coal	7	1	2	0	0	2	5
Comanche	69	37	7	3	0	25	19
Cotton	2	2	0	0	0	0	0
Craig	54	41	2	1	0	1	30

Notes: The same client may be counted in more than one category, e.g., clients can receive services under more than one contract source, in more than one "County of Residence," or may have multiple "Other Indicators." Please see Definition page for other considerations.

Oklahoma Department of Mental Health and Substance Abuse Services

Counts of Admitted Clients Served by Funding Source for Various Categories During FY1998

SED Clients

	Funding Source						
	Total	Mental Health	Substance Abuse	Domestic Violence	Residential Care	Medicaid	Other
Creek	58	56	0	0	0	35	2
Custer	51	48	1	4	0	0	0
Delaware	80	36	2	5	0	1	65
Dewey	6	6	0	0	0	0	0
Ellis	4	3	0	1	0	2	1
Garfield	228	179	3	12	0	16	190
Garvin	44	38	5	0	0	1	33
Grady	64	45	8	10	0	5	15
Grant	5	4	0	0	0	1	4
Greer	6	6	0	0	0	0	0
Harmon	2	2	0	0	0	0	0
Haskell	8	7	1	0	0	2	0
Hughes	4	4	0	0	0	4	0
Jackson	13	6	3	3	0	2	0
Johnston	12	6	2	0	0	1	10
Kay	215	106	5	9	0	1	179
Kingfisher	20	14	0	0	0	0	12
Kiowa	34	31	2	0	0	0	1
Latimer	14	11	2	0	0	3	0
LeFlore	28	19	8	0	0	1	0
Lincoln	26	9	1	0	0	21	14
Logan	54	34	6	3	0	6	28
Love	19	17	0	0	0	1	13
Major	4	2	0	0	0	0	2
Marshall	6	6	0	0	0	0	5
Mayes	69	49	1	1	0	2	31
McClain	30	29	2	0	0	1	13
McCurtain	59	53	2	4	0	4	0
McIntosh	44	19	4	0	0	13	19
Murray	17	12	0	0	0	0	15
Muskogee	372	251	24	10	0	20	146
Noble	13	7	0	0	0	0	12
Nowata	22	18	1	0	0	0	10
Okfuskee	44	27	1	0	0	30	1
Oklahoma	803	420	37	18	0	239	532
Okmulgee	174	89	5	0	0	150	3
Osage	53	28	3	0	0	3	44
Ottawa	146	74	1	3	0	0	124
Pawnee	15	9	1	0	0	3	12
Payne	131	67	2	12	0	1	104
Pittsburgh	57	30	5	0	0	3	25
Pontotoc	39	30	3	4	0	2	28
Pottawatomie	55	20	5	1	0	25	36
Pushmataha	11	8	3	0	0	2	0
Roger Mills	2	0	2	0	0	0	0
Rogers	42	36	3	0	0	1	12
Seminole	60	32	0	0	0	27	46
Sequoyah	45	42	3	1	0	11	15
Stephens	4	3	1	0	0	0	0
Texas	16	8	4	4	0	3	1
Tillman	1	1	0	0	0	1	0
Tulsa	567	358	57	19	0	115	213
Wagoner	12	7	2	0	0	4	7

Notes: The same client may be counted in more than one category, e.g., clients can receive services under more than one contract source, in more than one "County of Residence," or may have multiple "Other Indicators." Please see Definition page for other considerations.

Oklahoma Department of Mental Health and Substance Abuse Services
Counts of Admitted Clients Served by Funding Source for Various Categories During FY1998
SED Clients

	Funding Source						
	Total	Mental Health	Substance Abuse	Domestic Violence	Residential Care	Medicaid	Other
Washington	140	101	9	6	0	2	63
Washita	17	14	0	3	0	0	1
Woods	14	12	0	0	0	6	0
Woodward	20	17	1	1	0	14	0
Out of State/Unknown	10	1	1	8	0	0	0
Other Indicators							
Dual Diagnosis	61	53	1	0	0	7	23
Homeless	167	96	13	41	0	6	25
SED (6-17)	3,483	2,514	82	7	0	570	1,730
SMI (If ever)	188	136	16	3	0	41	92

Notes: The same client may be counted in more than one category, e.g., clients can receive services under more than one contract source, in more than one "County of Residence," or may have multiple "Other Indicators." Please see Definition page for other considerations.

Oklahoma Department of Mental Health and Substance Abuse Services

Counts of Admitted Clients Served by Funding Source for Various Categories During FY1998

Sex: Female Clients

	Total	Funding Source					
		Mental Health	Substance Abuse	Domestic Violence	Residential Care	Medicaid	Other
Total							
Unduplicated Count	31,778	17,120	5,974	6,694	425	7,715	6,017
Agency Type							
Community Mental Health	21,288	16,528	1,601	0	13	7,359	5,741
Domestic Violence and Sexual Assault	6,703	0	79	6,670	0	0	0
Hospital	1,155	1,155	0	0	0	0	0
Other	333	208	108	27	11	0	2
Residential Care	409	10	0	0	402	0	0
Substance Abuse	4,671	27	4,512	0	0	383	281
Sex							
Female	31,778	17,120	5,974	6,694	425	7,715	6,017
Age							
0-04	1,087	129	142	648	0	68	241
05-17	4,787	2,145	596	1,047	0	638	1,785
18-20	1,377	645	327	429	4	102	175
21-24	2,128	1,011	491	685	10	348	185
25-34	6,856	3,328	1,849	1,913	47	1,322	809
35-44	7,607	4,392	1,874	1,434	88	1,862	1,039
45-54	4,140	2,915	511	423	91	1,398	698
55-64	2,076	1,506	127	90	104	927	468
65-74	996	677	47	20	62	528	356
75-84	480	271	9	3	19	324	155
85+	244	101	1	2	0	198	106
Race							
White	24,355	13,867	4,326	4,745	332	5,925	4,473
Black	3,937	1,778	850	838	54	1,126	917
Native American	2,709	1,059	707	752	30	493	437
Hispanic	1,039	461	158	342	8	158	179
Asian	141	77	11	46	3	28	13
Presenting Problem/Diagnosis							
Alcohol Abuse	1,461	341	1,190	7	0	122	94
Developmental Disorder	1,183	594	37	80	79	235	562
Mood Disorder	10,962	8,947	767	33	100	3,474	2,375
Non Alcohol/Drug Related Organic	286	188	4	0	0	169	89
Other Non-Psychotic	4,085	2,858	208	0	0	1,161	1,328
Other Psychotic	2,127	1,721	91	7	139	827	387
Personality Disorder	229	188	21	0	0	87	39
Schizophrenia	2,169	1,661	65	0	7	1,294	593
Social Conditions	7,889	744	701	6,273	79	193	321
Substance Related	3,301	453	2,979	19	1	228	245
Deferred/No Diagnosis	611	77	208	291	25	16	8
County of Residence							
Adair	189	110	44	56	16	57	19
Alfalfa	43	34	1	5	2	12	0
Atoka	146	69	66	11	1	37	12
Beaver	24	19	2	2	0	4	0
Beckham	321	225	43	45	0	94	1
Blaine	125	95	16	7	0	36	0
Bryan	535	252	52	157	0	155	138
Caddo	191	105	57	31	0	18	7

Notes: The same client may be counted in more than one category, e.g., clients can receive services under more than one contract source, in more than one "County of Residence," or may have multiple "Other Indicators." Please see Definition page for other considerations.

Oklahoma Department of Mental Health and Substance Abuse Services

Counts of Admitted Clients Served by Funding Source for Various Categories During FY1998

Sex: Female Clients

	Funding Source						
	Total	Mental Health	Substance Abuse	Domestic Violence	Residential Care	Medicaid	Other
Canadian	666	437	39	137	11	132	72
Carter	469	276	42	108	0	121	111
Cherokee	451	254	51	129	42	103	84
Choctaw	223	105	73	53	0	51	7
Cimarron	20	16	1	1	1	4	0
Cleveland	1,593	985	330	221	41	372	501
Coal	111	36	57	6	0	37	21
Comanche	830	464	116	272	26	17	10
Cotton	32	14	10	10	0	0	1
Craig	252	122	16	17	80	103	85
Creek	384	238	55	55	1	132	4
Custer	366	247	22	93	1	86	4
Delaware	298	134	32	63	1	68	92
Dewey	41	30	4	7	1	6	1
Ellis	33	23	1	9	0	6	0
Garfield	650	363	28	239	0	105	172
Garvin	341	247	22	46	0	90	132
Grady	576	326	76	160	0	145	27
Grant	31	19	0	8	0	14	4
Greer	68	42	10	12	0	21	1
Harmon	13	9	0	4	0	0	0
Harper	34	23	2	1	0	14	1
Haskell	112	98	10	5	0	22	3
Hughes	125	90	19	12	0	38	1
Jackson	270	81	44	146	0	3	1
Jefferson	30	14	8	9	0	2	1
Johnston	185	111	31	7	0	76	46
Kay	774	442	71	148	0	152	341
Kingfisher	107	79	8	6	0	20	21
Kiowa	126	92	13	16	0	31	0
Latimer	133	62	48	4	0	41	1
LeFlore	372	204	49	121	2	19	1
Lincoln	276	68	34	17	3	179	133
Logan	229	115	91	18	0	39	29
Love	93	67	6	10	0	18	35
Major	57	52	1	5	0	15	0
Marshall	123	91	6	14	0	44	28
Mayes	242	105	36	27	18	63	53
McClain	113	83	20	13	0	24	29
McCurtain	482	214	85	203	1	102	10
McIntosh	201	84	51	16	19	68	35
Murray	158	102	12	11	1	53	42
Muskogee	997	572	190	124	15	248	195
Noble	131	61	23	31	2	27	36
Nowata	106	40	21	35	0	21	18
Okfuskee	177	92	13	11	34	84	1
Oklahoma	6,510	3,153	1,467	919	27	1,751	1,766
Okmulgee	395	167	71	9	9	252	9
Osage	288	141	75	33	0	58	99
Ottawa	338	146	23	75	0	78	97
Pawnee	156	82	43	24	0	33	45
Payne	679	272	102	264	1	108	200
Pittsburgh	489	376	77	17	15	78	22

Notes: The same client may be counted in more than one category, e.g., clients can receive services under more than one contract source, in more than one "County of Residence," or may have multiple "Other Indicators." Please see Definition page for other considerations.

Oklahoma Department of Mental Health and Substance Abuse Services
Counts of Admitted Clients Served by Funding Source for Various Categories During FY1998
Sex: Female Clients

	Funding Source						
	Total	Mental Health	Substance Abuse	Domestic Violence	Residential Care	Medicaid	Other
Pontotoc	547	276	70	162	1	146	125
Pottawatomie	557	167	132	101	0	179	228
Pushmataha	151	78	37	40	0	27	4
Roger Mills	19	10	1	8	0	0	1
Rogers	428	159	100	126	17	69	73
Seminole	426	231	47	32	3	232	116
Sequoyah	330	277	53	25	6	143	48
Stephens	304	111	70	141	12	6	6
Texas	250	138	20	98	0	43	1
Tillman	51	20	13	17	0	0	3
Tulsa	4,478	2,503	1,396	893	21	811	463
Wagoner	260	165	78	45	1	81	52
Washington	779	272	108	395	0	120	104
Washita	116	71	10	33	0	26	1
Woods	128	111	5	7	0	45	0
Woodward	353	254	10	85	2	95	0
Out of State/Unknown	415	58	44	311	0	5	4
Other Indicators							
Dual Diagnosis	1,956	1,616	557	0	2	573	322
Homeless	2,759	607	487	1,744	19	121	78
SED (6-17)	1,385	1,000	29	3	0	205	651
SMI (If ever)	13,456	10,270	1,739	812	418	5,516	2,729

Notes: The same client may be counted in more than one category, e.g., clients can receive services under more than one contract source, in more than one "County of Residence," or may have multiple "Other Indicators." Please see Definition page for other considerations.

Oklahoma Department of Mental Health and Substance Abuse Services

Counts of Admitted Clients Served by Funding Source for Various Categories During FY1998

Sex: Male Clients

	Total	Funding Source					
		Mental Health	Substance Abuse	Domestic Violence	Residential Care	Medicaid	Other
Total							
Unduplicated Count	29,912	15,253	11,172	2,634	694	4,854	5,775
Agency Type							
Community Mental Health	18,653	14,313	3,048	0	20	4,696	5,103
Domestic Violence and Sexual Assault	2,808	0	242	2,619	0	0	39
Hospital	1,968	1,968	0	0	0	0	0
Other	519	220	285	16	5	0	1
Residential Care	677	10	0	0	670	0	0
Substance Abuse	8,694	46	8,310	0	0	163	642
Sex							
Male	29,912	15,253	11,172	2,634	694	4,854	5,775
Age							
0-04	1,220	169	159	708	0	95	290
05-17	5,957	2,857	953	867	0	830	2,365
18-20	1,409	684	741	59	9	88	161
21-24	1,977	985	985	133	24	180	139
25-34	6,387	3,181	3,214	425	109	847	629
35-44	7,423	3,949	3,418	315	227	1,329	1,064
45-54	3,570	2,143	1,328	93	177	783	603
55-64	1,310	882	296	24	101	418	324
65-74	429	285	61	6	33	168	114
75-84	171	95	16	3	14	77	65
85+	59	23	1	1	0	39	21
Race							
White	22,225	12,082	8,044	1,677	507	3,610	4,278
Black	4,208	1,812	1,611	446	127	811	884
Native American	2,757	1,023	1,257	306	40	323	435
Hispanic	1,041	443	342	198	18	107	167
Asian	120	59	34	18	4	18	18
Presenting Problem/Diagnosis							
Alcohol Abuse	4,509	831	3,920	16	10	94	292
Developmental Disorder	2,331	1,411	45	16	136	435	1,225
Mood Disorder	6,249	5,309	804	11	135	1,206	1,156
Non Alcohol/Drug Related Organic	345	257	11	0	1	154	69
Other Non-Psychotic	3,434	2,410	211	0	1	734	1,218
Other Psychotic	2,326	1,924	204	9	248	603	333
Personality Disorder	125	105	22	0	0	30	18
Schizophrenia	2,986	2,477	275	0	10	1,464	847
Social Conditions	3,859	635	585	2,444	136	116	212
Substance Related	5,806	724	5,226	5	3	67	440
Deferred/No Diagnosis	792	138	474	136	42	12	0
County of Residence							
Adair	140	85	49	20	18	38	22
Alfalfa	49	31	16	0	1	13	0
Atoka	139	51	79	6	0	11	5
Beaver	15	8	7	0	0	3	0
Beckham	292	207	83	13	0	42	2
Blaine	105	68	33	4	0	13	3
Bryan	399	209	108	41	0	60	137
Caddo	255	107	135	13	0	9	10

Notes: The same client may be counted in more than one category, e.g., clients can receive services under more than one contract source, in more than one "County of Residence," or may have multiple "Other Indicators." Please see Definition page for other considerations.

Oklahoma Department of Mental Health and Substance Abuse Services

Counts of Admitted Clients Served by Funding Source for Various Categories During FY1998

Sex: Male Clients

	Funding Source						
	Total	Mental Health	Substance Abuse	Domestic Violence	Residential Care	Medicaid	Other
Canadian	489	291	95	49	13	65	71
Carter	406	304	90	29	1	75	126
Cherokee	339	184	73	38	66	64	69
Choctaw	182	82	81	23	2	46	8
Cimarron	10	8	4	0	0	2	0
Cleveland	1,589	915	495	44	35	273	546
Coal	93	19	58	7	1	14	14
Comanche	668	346	247	73	22	28	21
Cotton	39	11	28	1	0	0	2
Craig	350	185	51	5	130	102	127
Creek	411	211	161	15	0	109	10
Custer	312	190	90	38	0	48	5
Delaware	313	106	98	23	12	18	113
Dewey	40	31	7	2	1	7	1
Ellis	31	22	4	6	0	6	1
Garfield	594	372	86	131	1	76	169
Garvin	304	232	49	14	0	50	135
Grady	447	266	111	55	0	80	30
Grant	38	26	5	3	0	18	8
Greer	58	33	19	5	0	11	1
Harmon	16	4	6	6	0	0	1
Harper	23	14	3	0	0	13	0
Haskell	70	56	14	1	0	11	2
Hughes	103	69	31	4	1	22	4
Jackson	235	65	85	90	2	3	3
Jefferson	27	16	12	2	0	3	2
Johnston	166	102	50	4	0	27	57
Kay	662	346	205	36	0	76	287
Kingfisher	73	53	8	2	1	4	20
Kiowa	118	74	34	6	0	24	2
Latimer	105	62	32	0	0	23	0
LeFlore	313	205	68	32	1	22	2
Lincoln	255	112	55	6	16	117	85
Logan	227	103	106	8	0	29	42
Love	74	44	13	6	0	9	35
Major	63	58	5	1	1	12	2
Marshall	86	68	22	5	0	13	20
Mayes	363	161	91	11	54	58	75
McClain	141	98	39	2	0	22	34
McCurtain	415	152	177	93	4	58	1
McIntosh	188	86	55	5	32	42	16
Murray	124	93	25	3	3	14	36
Muskogee	900	607	187	38	22	132	161
Noble	144	48	58	23	5	11	35
Nowata	104	40	33	14	0	15	19
Okfuskee	271	113	42	5	80	115	3
Oklahoma	6,191	2,925	2,505	322	64	1,121	1,476
Okmulgee	460	218	127	14	14	209	11
Osage	254	115	100	16	4	16	70
Ottawa	296	127	79	31	2	25	99
Pawnee	139	53	76	6	0	13	38
Payne	817	258	324	186	0	57	210
Pittsburgh	629	319	298	6	14	52	25

Notes: The same client may be counted in more than one category, e.g., clients can receive services under more than one contract source, in more than one "County of Residence," or may have multiple "Other Indicators." Please see Definition page for other considerations.

Oklahoma Department of Mental Health and Substance Abuse Services

Counts of Admitted Clients Served by Funding Source for Various Categories During FY1998

Sex: Male Clients

	Funding Source						
	Total	Mental Health	Substance Abuse	Domestic Violence	Residential Care	Medicaid	Other
Pontotoc	408	208	92	83	0	72	119
Pottawatomie	558	188	220	25	1	107	198
Pushmataha	117	56	59	7	0	19	3
Roger Mills	32	18	16	1	0	1	0
Rogers	449	169	214	41	36	45	86
Seminole	457	218	97	21	5	182	126
Sequoyah	345	303	58	5	11	123	37
Stephens	263	123	134	41	11	3	6
Texas	216	88	89	46	0	26	2
Tillman	46	21	18	8	0	1	1
Tulsa	4,885	2,259	2,752	423	27	538	537
Wagoner	205	114	89	16	3	33	37
Washington	662	263	207	173	1	69	138
Washita	94	59	29	10	0	15	4
Woods	99	86	19	0	0	23	0
Woodward	234	193	32	19	2	57	0
Out of State/Unknown	321	111	103	104	2	4	9
Other Indicators							
Dual Diagnosis	2,970	2,553	879	0	1	751	477
Homeless	2,505	1,011	1,123	581	29	147	120
SED (6-17)	2,141	1,556	53	4	0	366	1,086
SMI (If ever)	11,323	8,783	2,766	76	691	3,549	2,193

Notes: The same client may be counted in more than one category, e.g., clients can receive services under more than one contract source, in more than one "County of Residence," or may have multiple "Other Indicators." Please see Definition page for other considerations.

Oklahoma Department of Mental Health and Substance Abuse Services

Counts of Admitted Clients Served by Funding Source for Various Categories During FY1998 SMI Clients

	Total	Funding Source					
		Mental Health	Substance Abuse	Domestic Violence	Residential Care	Medicaid	Other
Total							
Unduplicated Count	24,515	18,873	4,464	882	1,109	9,015	4,804
Agency Type							
Community Mental Health	22,174	18,151	2,874	0	33	8,958	4,669
Domestic Violence and Sexual Assault	910	0	41	881	0	0	3
Hospital	2,473	2,473	0	0	0	0	0
Other	117	47	65	1	15	0	3
Residential Care	1,077	20	0	0	1,063	0	0
Substance Abuse	2,265	70	2,148	0	0	77	138
Sex							
Female	13,345	10,188	1,725	807	418	5,495	2,684
Male	11,170	8,685	2,739	75	691	3,520	2,120
Age							
18-20	772	617	193	38	12	114	145
21-24	1,432	1,114	343	110	34	347	152
25-34	5,500	4,170	1,461	342	156	1,709	802
35-44	7,830	6,069	1,657	309	311	2,781	1,470
45-54	4,924	3,906	612	72	265	2,001	1,036
55-64	2,514	1,938	148	10	205	1,201	669
65-74	1,072	761	42	1	95	568	377
75-84	376	247	8	0	31	221	118
85+	95	51	0	0	0	73	35
Race							
White	19,588	15,260	3,443	683	831	6,960	3,795
Black	3,290	2,368	638	91	180	1,404	704
Native American	1,483	1,006	340	83	69	484	220
Hispanic	546	388	104	29	26	155	72
Asian	124	96	11	3	7	39	16
Presenting Problem/Diagnosis							
Alcohol Abuse	1,542	576	1,156	2	10	123	86
Developmental Disorder	397	131	4	4	214	89	35
Mood Disorder	10,868	9,105	1,190	8	233	3,544	1,942
Non Alcohol/Drug Related Organic	437	319	12	0	1	237	91
Other Non-Psychotic	2,217	1,837	144	0	1	778	361
Other Psychotic	3,941	3,195	252	3	383	1,347	662
Personality Disorder	267	225	25	0	0	102	46
Schizophrenia	5,022	4,028	334	0	17	2,721	1,413
Social Conditions	1,359	229	94	833	212	71	39
Substance Related	2,049	590	1,690	9	4	130	157
Deferred/No Diagnosis	220	40	87	28	67	6	3
County of Residence							
Adair	159	140	40	3	33	73	26
Alfalfa	44	32	2	2	3	18	0
Atoka	81	77	6	0	1	16	3
Beaver	15	13	2	0	0	6	0
Beckham	281	237	30	8	0	114	0
Blaine	107	87	11	2	0	36	1
Bryan	306	221	22	18	0	162	85
Caddo	108	89	21	4	0	14	1
Canadian	495	393	25	10	24	168	32

Notes: The same client may be counted in more than one category, e.g., clients can receive services under more than one contract source, in more than one "County of Residence," or may have multiple "Other Indicators." Please see Definition page for other considerations.

Oklahoma Department of Mental Health and Substance Abuse Services

Counts of Admitted Clients Served by Funding Source for Various Categories During FY1998

SMI Clients

	Funding Source						
	Total	Mental Health	Substance Abuse	Domestic Violence	Residential Care	Medicaid	Other
Carter	399	349	32	5	1	147	109
Cherokee	388	254	38	27	107	128	69
Choctaw	108	97	12	4	2	56	3
Cimarron	17	14	2	0	1	5	0
Cleveland	1,456	1,166	174	33	74	570	613
Coal	38	30	6	2	1	7	5
Comanche	414	342	55	18	46	3	2
Cotton	16	10	6	0	0	0	0
Craig	434	237	7	2	209	200	166
Creek	379	286	41	5	1	186	4
Custer	308	253	28	21	1	120	4
Delaware	166	102	17	7	13	59	32
Dewey	32	27	2	1	2	10	1
Ellis	14	14	0	0	0	6	0
Garfield	499	424	35	57	1	155	93
Garvin	235	185	20	10	0	101	75
Grady	422	332	33	24	0	169	20
Grant	38	31	1	1	0	26	5
Greer	50	42	1	3	0	23	1
Harmon	5	5	0	0	0	0	0
Harper	31	15	1	0	0	23	1
Haskell	98	95	4	0	0	28	1
Hughes	121	110	8	2	1	44	1
Jackson	93	71	17	6	2	1	1
Jefferson	12	12	1	0	0	1	2
Johnston	156	119	15	2	0	68	29
Kay	413	298	94	12	0	153	223
Kingfisher	107	85	5	1	1	21	21
Kiowa	113	89	8	4	0	47	0
Latimer	54	51	4	0	0	14	0
LeFlore	229	213	8	7	2	19	0
Lincoln	197	115	20	1	19	104	76
Logan	204	167	34	4	0	58	38
Love	46	37	4	0	0	17	18
Major	58	55	2	2	1	22	0
Marshall	118	98	8	3	0	54	23
Mayes	271	133	21	3	72	97	55
McClain	123	109	12	4	0	39	42
McCurtain	232	215	13	12	5	121	3
McIntosh	217	118	27	6	51	69	25
Murray	166	130	19	0	4	55	33
Muskogee	864	618	107	35	37	297	150
Noble	72	48	5	2	7	25	32
Nowata	66	36	7	3	0	32	16
Okfuskee	293	144	9	1	114	137	2
Oklahoma	6,000	4,045	1,609	130	91	2,026	1,325
Okmulgee	378	214	46	3	22	202	2
Osage	166	131	30	1	4	46	47
Ottawa	213	126	16	12	2	86	37
Pawnee	94	77	16	4	0	38	40
Payne	381	277	57	35	1	135	199
Pittsburgh	353	300	38	3	29	81	3
Pontotoc	407	297	31	27	1	182	124

Notes: The same client may be counted in more than one category, e.g., clients can receive services under more than one contract source, in more than one "County of Residence," or may have multiple "Other Indicators." Please see Definition page for other considerations.

Oklahoma Department of Mental Health and Substance Abuse Services
Counts of Admitted Clients Served by Funding Source for Various Categories During FY1998
SMI Clients

	Funding Source						
	Total	Mental Health	Substance Abuse	Domestic Violence	Residential Care	Medicaid	Other
Pottawatomie	370	226	55	12	1	120	167
Pushmataha	70	63	9	0	0	28	1
Roger Mills	19	16	2	2	0	1	1
Rogers	322	198	44	20	53	100	112
Seminole	382	244	20	6	8	236	51
Sequoyah	350	333	45	1	17	229	59
Stephens	138	103	16	14	22	7	9
Texas	88	79	6	4	0	47	1
Tillman	27	25	1	0	0	0	1
Tulsa	4,269	3,554	1,428	155	48	1,129	331
Wagoner	209	185	50	3	4	74	54
Washington	444	299	55	69	1	154	122
Washita	85	68	12	3	0	31	4
Woods	99	90	2	2	0	50	0
Woodward	214	185	10	14	4	88	0
Out of State/Unknown	145	102	26	16	2	4	5
Other Indicators							
Dual Diagnosis	4,126	3,509	1,211	0	3	1,255	696
Homeless	1,992	1,260	708	250	48	238	118
SMI (If ever)	24,515	18,873	4,464	882	1,109	9,015	4,804

Notes: The same client may be counted in more than one category, e.g., clients can receive services under more than one contract source, in more than one "County of Residence," or may have multiple "Other Indicators." Please see Definition page for other considerations.

Definitions of Terms and Categorization Variables

The following are definitions of terms and categorization variables used in this Data Book report.

Admitted Clients Served

Admitted Clients Served had an admission transaction in the ICIS before or during the report year and had received a service during the year. They are counted only once in the total for each level of aggregation. This is called an unduplicated count.

Age

Client age is computed using the client's age at the middle of the fiscal year.

Contacts

Individuals are counted as contacts when they call or visit an agency, but are not admitted.

Funding Source

Funding Source helps identify the payment source of services. Frequently, clients receive services under multiple funding sources. The funding source categories for this report were Mental Health, Substance Abuse, Domestic Violence, Residential Care, Medicaid, and Other.

ICIS

The Oklahoma Department of Mental Health and Substance Abuse Services maintains an agency-wide database, the Integrated Client Information System (ICIS), to which all Department-funded services and transactions are reported. The ICIS contains demographic and service information about clients and agencies.

List of Agencies by Type

The following is a list of agencies by type that provided data during the Fiscal Year 1998:

AGENCY TYPE**AGENCY NAME****Community Mental Health**

ASSOCIATED CENTERS FOR THERAPY, INC.
BILL WILLIS MENTAL HEALTH
CARL ALBERT CMHC
CENTRAL OKLAHOMA CMHC
CHISHOLM TRAIL COUNSELING SVC
COMMUNITY COUNSELING CENTER
CREEKS MENTAL HEALTH SERVICES
EDWIN FAIR CMHC
GRAND LAKE M.H.C.
GREEN COUNTRY BEHAVIORAL HEALTH SERVICES
HOPE COMMUNITY SERVICES, INC.
JIM TALIAFERRO CMHC
MENTAL HEALTH SERVICES OF SOUTHERN OKLAHOMA
NORTH CARE CENTER
OKLAHOMA COUNTY CRISIS INTERVENTION CENTER
PARKSIDE, INC.
RED ROCK BEHAVIORAL HEALTH SERVICES
RED ROCK WEST
WESTERN STATE PSYCHIATRIC CENTER
WHEATLAND MENTAL HEALTH CENTER, INC.

Domestic Violence and Sexual Assault

ACMI HOUSE INC
ACTION ASSOCIATES, INC.
CALL RAPE INC.
COMMUNITY CRISIS CENTER, INC.
CRISIS CONTROL CENTER
DOMESTIC VIOLENCE PROGRAM OF N. CENTRAL OK.
DOMESTIC VIOLENCE INTERVENTION SERVICES
FAMILY CRISIS & COUNSELING CENTER
FAMILY CRISIS CENTER, INC.
FAMILY RESOURCE CENTER
FAMILY SHELTER
HELP-IN-CRISIS, INC.
N.W. DOMESTIC CRISIS SERVICES
NEW DIRECTIONS, INC.
PROJECT SAFE, INC.
ROGERS COUNTYCOMMUNITY SERVICES
S.O.S. FOR FAMILIES
SAFE HAVEN
STEPHENS COUNTY VOLUNTEERS FOR CRISIS INTERVENTION
STILLWATER DOMESTIC VIOLENCE SERVICE INC.
TULSA SEXUAL ASSAULT NURSE EXAMINERS PROGRAM
WOMEN IN SAFE HOMES, INC.
WOMEN'S CRISIS SERVICES
WOMEN'S SERVICE & FAMILY RESOURCE CENTER
WOMENS RESOURCE CENTER

AGENCY TYPE	AGENCY NAME
Hospitals	YWCA CRISIS CENTER YWCA OF OKC CRISIS SERVICES EASTERN STATE HOSPITAL GRIFFIN MEMORIAL HOSPITAL OKLAHOMA YOUTH CENTER
Other Agencies	CENTER FOR CHILDREN & FAMILIES DIVORCE VISITATION ARBITRATION GREAT PLAINS IMPROVEMENT FND. HIV RESOURCE CONSORTIUM HOMINY HEALTH SRVCS CENTER INC. PEOPLE INCORPORATED PROJECT HEARTLAND TRANSITION HOUSE INC. TULSA METROPOLITAN MINISTRY
Residential Care	BOLEY RESIDENTIAL CARE HOME BOLEY RESIDENTIAL CARE HOME II CLETA'S COTTAGE COPP'S RESIDENTIAL CARE, INC. COUNTRY LANE RESIDENTIAL CARE HOME DON MENTZER FACILITY DOW RESIDENTIAL CARE HOME DUNCAN COMMUNITY RESIDENCE INC DYCO PROPERTIES, INC. EDNA LEE'S RESIDENTIAL CARE EL RENO RESIDENTIAL CARE ELM TREE HOUSE FAIR OAKS GOLDEN YEARS GREEN ACRES HAV-TAPINC DBA, THE HARBOR HIGH CEDAR RESIDENTIAL CARE LAKE FRANCIS RETIREMENT CENTER MILLER COZY HOME, INC. NORTH FORK RESIDENTIAL CARE PADEN RESIDENTIAL CARE RAMBLING ROSE RESIDENTIAL CARE SANTE FE RESIDENTIAL CARE SHERRYS OLD FASHIONED R & B SOUTHWEST RETIREMENT HOME, INC STEVENSON ASSISTANT LIVING HOME SUGAR MOUNTAIN RETREAT SUNNY ACRES BOARDING MANOR, INC. SUNNY ACRES RESIDENTIAL CARE

AGENCY TYPE**AGENCY NAME**

Substance Abuse

ADA AREA CHEMICAL DEPENDENCY CENTER, INC.
ALPHA II, INC.
BRIDGEWAY
CAA TURNING POINT
CARE FOR CHANGE, INC.
COMMUNITY ALCOHOLISM SERVICES
CROSSROADS COUNSELING
CROSSROADS INCORPORATED
DRUG RECOVERY, INC.
EAGLE RIDGE INSTITUTE
EDMOND FAMILY SERVICES, INC.
FIRST WINGS OF FREEDOM
GATEWAY TO PREVENTION/RECOVERY
HOUSE OF HOPE, INC.
INDIAN HEALTH CARE RESOURCE CENTER
KIAMICHI COUNCIL ON ALCOHOLISM
LASTSTOP
LEFLORE COUNTY YOUTH & FAMILY SERVICES, INC.
LIFE IMPROVEMENT CENTER
LOGAN COUNTY YOUTH AND FAMILY SERVICES INC.
METRO TULSA SUBSTANCE ABUSE SERVICES
MONARCH, INC.
MOORE ALCOHOL AND DRUG CENTER
MUSKOGEE COUNTYCOUNCIL YTH SV
MUSKOGEE INTERVENTION PROGRAM
N.E. OK COUNCIL ON ALCOHOLISM
NAIC CENTER OF OKLAHOMA ALCOHOL & DRUG SERVICES, INC.
NATIVE AMERICAN CENTER OF RECOVERY
NEW HOPE OF MANGUM
NORMAN ALCOHOL AND DRUG TREATMENT CENTER
NW SUBSTANCE TREATMENT CENTER
OPPORTUNITIES, INC.
PALMER DRUG ABUSE PROGRAM INC.
PAYNE COUNTYCOUNSELING SVC, INC.
ROADBACK, INC.
ROGERS COUNTY DRUG ABUSE PROGRAM, INC.
S.W. YOUTH & FAMILY SERVICES
SECOND CHANCE CDU
SOAARR, INC.
STARTING POINT II, INC.
STREET SCHOOL, INC.
THE NEXT STEP NETWORK, INC.
THE OAKS BEHAVIORAL HEALTH CENTER
THE REFERRAL CENTER
TOTAL LIFE COUNSELING
TRI-CITY SUBSTANCE ABUSE CENTER

AGENCY TYPE

AGENCY NAME

TRI-CITY YOUTH & FAMILY CENTER
TURNING POINT
TWELVE & TWELVE, INC.
VINITA ALCOHOL AND DRUG TREATMENT CENTER

ODMHSAS

Refers to the Oklahoma Department of Mental Health and Substance Abuse Services.

Other Indicators

There are several groups of clients that are of special interest because they have special treatment needs, state or federal requirements regarding their placement or the services they receive, or because they are part of a priority population. The definitions of these groups and criteria for their selection are provided below:

- Deaf and Hearing Impaired
Clients who are deaf, hard of hearing, or indicated the need for an interpreter for the deaf were grouped to form the Deaf and Hearing Impaired category.
- Homeless
A homeless person under ICIS criteria is a person who: (a) lacks a fixed, regular and adequate night time residence AND (b) has a primary night time residence that is a supervised publicly or privately operated shelter designed to provide temporary living accommodations including welfare hotels, congregate shelters, halfway houses, and transitional housing for the mentally ill; or an institution that provides a temporary residence for individuals intended to be institutionalized; or a public or private place not designed for, or ordinarily used as, a regular sleeping accommodation for human beings, not limited to people living on the streets. Individuals are considered homeless if they have lost their permanent residence, and are temporarily living in a shelter to avoid being on the street. Prisoners being released or in the custody of a correctional facility are not considered homeless at the time of admission for treatment. The definition also excludes persons in a hospital, residential care facility, commercial hotel/motel, supervised apartment, or living with parent/other relative (even if only temporarily). The definition does include domestic violence and sexual assault shelters, as the persons have fled a residence that is not adequate (i.e., not safe).

- Legal Status

Legal Status has three categories; Voluntary, Civil Involuntary, and Criminal Involuntary. The categories of legal status (with ICIS codes) are as follows:

Voluntary. These clients enter treatment voluntarily and are coded Voluntary Admission (01), Court Voluntary (02), Informal Admission (16), or Other (18).

Civil Involuntary. These clients are required by the court system to receive services, even though they may be reluctant. They are coded Court Commitment (03), Order of Detention (06), Juvenile Court Order (07), Transfer – Other Legal Entity (08), Court Ordered Juveniles in Need of Treatment, DHS given custody (10), Court Ordered Juveniles in Need of Treatment Parental Custody Retained (11), Emergency Detention (12), Continued Court Detention (13), 28-Day Court Commitment (14), or Protective Custody (17).

Criminal Involuntary. These clients are required to receive services because they have been accused of or have committed a crime. Codes include the following; Incompetent to Stand Trial (04), Not Guilty by Reason of Insanity (05), Court Order for Observation and Evaluation (09), Court Referred DUI Clients (15), Criminal Hold (20), or Court Commit with Hold (21).

- Adults with Serious Mental Illness (SMI)

SMI denotes clients who have been identified **at any time** as having a serious mental illness using the formal ODMHSAS definition. According to this definition, an Adult with a Serious Mental Illness must be an individual 18 years of age or older.

- Children with a Serious Emotional Disturbance (SED)

SED refers to children who meet departmental criteria for having a Serious Emotional Disturbance.

- Any Alcohol/Drug Problem

A substance abuse client is one who has one or more DSM-IV Axis I primary, secondary or tertiary diagnoses from categories 1.a. or 1.b. (in the Dual Diagnosis definition below) or one or more ICIS Substance Abuse Related Problems (710-731, 741-743). Clients identified only as co-dependents are not identified as substance abusers.

- Dual Diagnosis Client

A dual diagnosis client is one who meets the criteria for having a substance abuse diagnosis from categories 1.a. or 1.b. below and meets the criteria for a mental illness based on one or more DSM-IV Axis II primary, secondary, or tertiary diagnoses from categories 2.a. through 2.e. below.

- 1.a. Psychoactive Substance Induced Organic Disorders: 291.0-291.8, 292.0-292.83, 292.89-282.99
- b. Psychoactive Substance Use Disorders: 303.0-305.99.
- 2.a. Schizophrenia: 295.10, 295.20, 295.30, 295.40, 295.60, 295.70, 295.90
- b. Delusional (Paranoid) Disorder: 297.1
- c. Other Psychotic Disorders: 295.40, 295.70, 297.3, 298.8, 298.9, 297.1, 297.3
- d. Mood Disorders: 296.20-296.7
- e. Borderline Personality Disorder: 301.83

Presenting Problem/Diagnosis

Categories for this variable are based on the DSM-IV primary diagnosis or primary presenting problem. If the admitting agency has clinicians qualified to make a diagnosis, the diagnosis is used, otherwise, a presenting problem is used to define a client's category.

Categories	Codes
Developmental Disorders	
DSM-IV Codes:	302.5-302.69, 302.85, 307-307.39, 307.5-307.99, 309.21, 312-312.29, 312.9-313.21, 313.81-313.89, 314-314.99, 315-319.99, 299-299.99
Presenting Problems:	210, 240

Categories**Codes**

Non Alcohol/Drug Related Organic

DSM-IV Codes: 290-290.99, 293-293.83, 294-294.80, 310-310.10

Alcohol Abuse

DSM-IV Codes: 291-291.99, 293.9, 303-303.99, 305-305.02
Presenting Problems: 741, 710, 711

Other Substance Abuse

DSM-IV Codes: 305.1-305.99, 292-292.99, 304-304.99
Presenting Problems: 742, 743, 744, 720-731

Schizophrenia

DSM-IV Codes: 295 (excluding 295.4, 295.7)

Other Psychotic

DSM-IV Codes: 297-298.9, 295.40, 294.9, 295.70
Presenting Problems: 510-530, 650

Mood Disorders

DSM-IV Codes: 296-296.99 301.13, 300.4-300.49, 293.89, 311-311.99
Presenting Problems: 500-503

Other Non-Psychotic

DSM-IV Codes: 300-300.39, 300.6-300.99, 302-302.49, 302.7-302.84, 302.89-302.99, 307-4-307.49, 307.8, 312.8, 308.3-309.19, 309.23-309.99, 312.3, 316-316.99, 780.50

Personality Disorders

DSM-IV Codes: 301-301.9

Social Conditions

DSM-IV Codes: V40.00-V40.60, V61-V71.02, 955.5-995.81
Presenting Problems: 740, 450, 620-632, 311-420

Deferred/No Diagnosis

DSM-IV Codes: 799.9-799.90, V71.09
Presenting Problems: 110, 130

Race

The Unknown category was utilized to group Clients who made no selection from the choices below indicating their race.

The following groupings are used for reporting race:

- White
- Black
- Native American
- Hispanic
- Asian
- Unknown

Various Categories:

In response to many special report requests in past years, the special reports table was generated to address the majority of those requests.

Description of the Data Book

This Data Book displays Counts of Admitted Clients Served by Funding Source for Sex, Age, Race, Presenting Problem/Diagnosis, County of Residence, and Other Indicators. It contains six tables presenting data for 1) Statewide Total, 2) Agency, 3) Agency Type, 4) Count of Residence, 5) Planning Area, and 6) Various Categories.

Admitted Clients Served by Funding Source

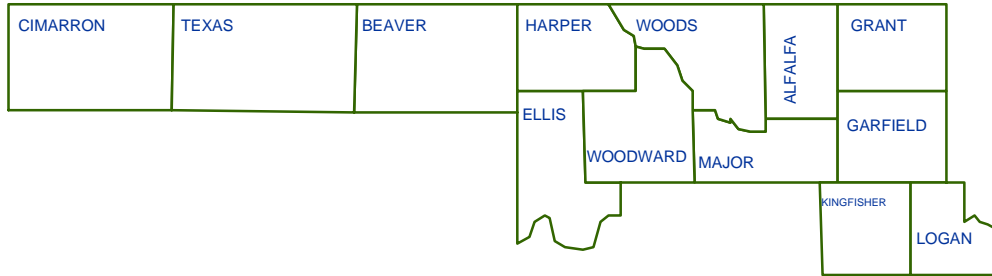
Admitted Clients Served are clients who have an admission transaction in the ICIS before or during the report year and had received a service during the report year. They are counted only once in the total for each level of aggregation or category in which they appear. This is called an unduplicated count. For example, a client may receive services at one hospital and then receive services at another hospital in the same year. This client would be counted twice (once at each hospital) in the agency report, but only once in the agency type and statewide tables. Because information such as age and sex should remain constant (except for data entry errors), counts for categories of these variables will sum to the total clients served on each table. Variables that might change from admission at one facility to admission at another or over time, (e.g., legal status, diagnosis, and target population) can be counted in more than one category and should not be summed.

This Data Book shows only clients who were admitted for services and excludes contacts. It enumerates admitted clients, but further limits the counts to specific subgroups of the client population. Each individual counted has received a service at some time during the year regardless of the year he/she was admitted. Clients are grouped by frequently referenced demographics: Sex, Age, Race, Presenting Problem/Diagnosis, County of Residence, and Other Indicators. A client may be in more than one of these groups, or a client's group may change during the year. As a result, the sum of target populations exceeds the total number served. However, for any given population, the age, race, and sex, which do not change (age is calculated as of a single point in time), are unduplicated counts and should equal the total.

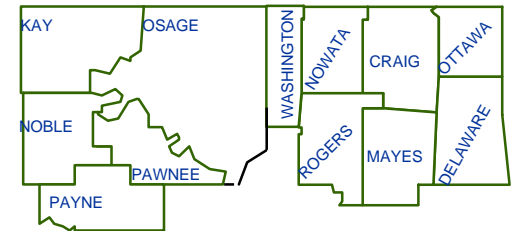
OKLAHOMA DEPARTMENT OF MENTAL HEALTH
AND SUBSTANCE ABUSE SERVICES

Planning Areas

Northwest



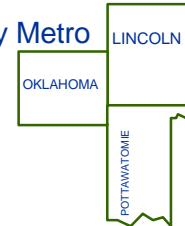
Northeast



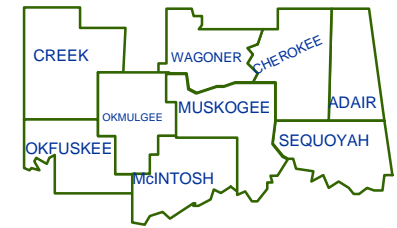
Tulsa Metro



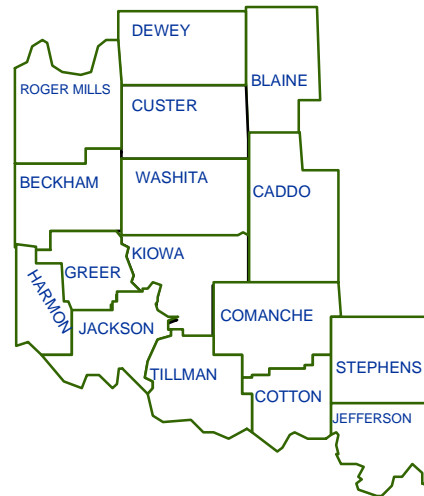
Oklahoma City Metro



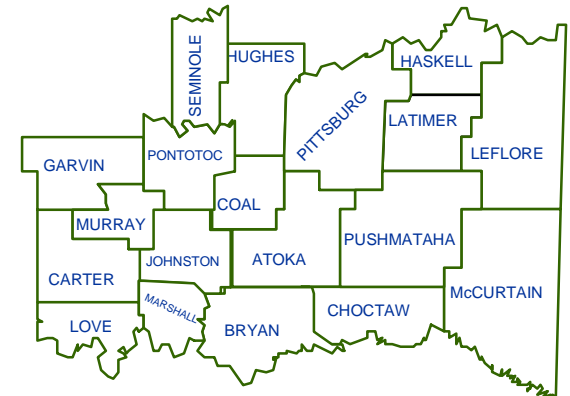
East Central



Central



Southwest



Southeast