

# *data*

BOOK FOR FISCAL YEAR 1999

Admitted Clients Served  
By Funding Source

Table 6. Counts of Admitted  
Clients Served for Various  
Categories

# DATA BOOK FOR FISCAL YEAR 1999

Published by

Oklahoma Department of Mental Health and Substance Abuse  
Services

Prepared by

**Ali Akour, Ph.D.**

Data Analyst, Evaluation and Data Analysis Section  
Decision Support Services

2002

---

**Terry Cline, Ph.D., Commissioner**  
**Steve Davis, Ph.D., Director of Decision Support Services**  
**Mark Reynolds, Ed. D., Evaluation & Data Analysis Data Projects Manager**

## Public Domain Notice

The Data Book for Fiscal Year 1999 is in the public domain and may be reproduced or copied without permission from the Oklahoma Department of Mental Health and Substance Abuse Services. However, this publication may not be reproduced or distributed for a fee without the specific, written authorization of Oklahoma Department of Mental Health and Substance Abuse Services. Citation of the source is appreciated.

## Electronic Access to Publication

This publication is available on the World Wide Web at:  
<http://www.odmhsas.org/specialreports.htm>

## How to Contact Us

**Oklahoma Department of Mental Health and Substance Abuse Services  
Evaluation and Data Analysis Section**

P.O. Box 53277  
Oklahoma City, OK 73152-3277  
(405) 522-3813

# Contents

---

## Introduction

### Admitted Clients Served by Funding Source

- Table 1. Counts of Admitted Clients Served for **Statewide Total**
- Table 2. Counts of Admitted Clients Served for each **Agency**
- Table 3. Counts of Admitted Clients Served for each **Agency Type**
- Table 4. Counts of Admitted Clients Served for each **County of Residence**
- Table 5. Counts of Admitted Clients Served for each **Planning Area**
- Table 6. Counts of Admitted Clients Served for **Various Categories**

## Appendix

### Definitions of Terms and Categorization Variables

### Description of the Data Book

### Map of Planning Areas

# **DATA BOOK FOR FISCAL YEAR 1999**

## **Introduction**

---

Prior to Fiscal Year 1999, any client seen at an Oklahoma Department of Mental Health and Substance Abuse Services (ODMHSAS) contracted facility was reported, regardless of who paid for the service. Starting with Fiscal Year 1999, only clients funded in full or in part by ODMHSAS were reported. Therefore, previous years' reported client counts will be larger than in following years.

During the Fiscal Year 1999, the State of Oklahoma expenditures on community mental health services, inpatient facilities, substance abuse services, domestic violence/sexual assault services, and departmental management amounted to approximately \$168 million dollars. An unduplicated total of approximately 80,658 recipients were served system-wide in FY 1999. The unduplicated total of 80,658 recipients consists of 57,485 recipients that were admitted and served and 23,173 recipients that were contacts. This Data Book report is generated to provide basic information about these recipients for policy makers, interest groups, and others working to improve the quality of life for those in need.

The Data Book report is produced by the Evaluation and Data Analysis Section of the Decision Support Services Division at the ODMHSAS. The report summarizes demographic information for clients served in agencies operated by or funded through ODMHSAS. To create the Data Book report, data are extracted from the ODMHSAS Integrated Client Information System (ICIS). ICIS contains demographic and service information about service recipients and agencies.

This Data Book report focuses on Admitted Clients Served by Funding Source. To meet the specific needs of a variety of entities, the information is divided into tables and each table presents a different view of the data. Definitions of terms and a map of planning areas are also provided.

## Oklahoma Department of Mental Health and Substance Abuse Services

## Counts of Admitted Clients Served by Funding Source for Various Categories During FY1999

## Age: &lt; 18

		Funding Source						
		Total	Mental Health	Substance Abuse	Domestic Violence	Residential Care	Medicaid	Other
<b>Total</b>	Unduplicated Count	11,189	4,017	1,598	3,119	0	950	4,552
<b>Agency Type</b>	Community Mental Health	6,319	3,730	15	0	0	884	4,257
	Domestic Violence and Sexual Assault	3,087	0	22	3,069	0	0	5
	Hospital	169	169	0	0	0	0	0
	Other	210	168	41	0	0	0	3
	Substance Abuse	1,710	0	1,527	57	0	67	297
<b>Sex</b>	Female	5,005	1,692	649	1,629	0	431	1,870
	Male	6,184	2,325	949	1,490	0	519	2,682
<b>Age</b>	0-04	1,912	252	205	1,219	0	39	417
	05-17	9,277	3,765	1,393	1,900	0	911	4,135
<b>Race</b>	White	7,495	3,009	1,033	1,856	0	678	3,178
	Black	1,729	435	239	533	0	145	703
	Native American	1,334	402	251	435	0	89	470
	Hispanic	659	174	76	291	0	37	191
	Asian	47	7	4	23	0	1	16
<b>Presenting Problem/Diagnosis</b>	Alcohol Abuse	125	16	103	0	0	2	22
	Developmental Disorder	2,538	1,434	57	8	0	359	1,751
	Mood Disorder	1,294	861	8	0	0	194	794
	Non Alcohol/Drug Related Organic	5	4	0	0	0	1	1
	Other Non-Psychotic	2,331	1,247	62	3	0	293	1,550
	Other Psychotic	57	45	0	0	0	10	27
	Personality Disorder	7	2	2	0	0	0	4
	Schizophrenia	13	10	0	0	0	2	7
	Social Conditions	3,863	420	359	2,905	0	79	335
	Substance Related	814	24	769	0	0	12	79
	Deferred/No Diagnosis	465	2	259	205	0	0	4
<b>County of Residence</b>	Adair	62	11	2	44	0	5	12
	Alfalfa	11	8	0	3	0	4	1
	Atoka	51	3	35	1	0	15	28
	Beaver	6	4	1	1	0	0	0
	Beckham	115	60	8	41	0	28	6
	Blaine	70	55	3	10	0	23	0
	Bryan	342	225	10	89	0	5	222
	Caddo	72	31	24	14	0	6	6
	Canadian	141	76	23	40	0	5	4
	Carter	146	75	12	41	0	5	89
	Cherokee	162	39	13	98	0	7	48
	Choctaw	43	10	23	7	0	8	9
	Cimarron	3	2	1	0	0	2	0
	Cleveland	590	295	140	53	0	7	237
	Coal	70	12	23	7	0	22	39
	Comanche	301	172	8	113	0	9	4
	Cotton	14	6	2	6	0	0	0

Notes: The same client may be counted in more than one category, e.g., clients can receive services under more than one contract source, in more than one "County of Residence," or may have multiple "Other Indicators." Please see Definition page for other considerations.

## Oklahoma Department of Mental Health and Substance Abuse Services

## Counts of Admitted Clients Served by Funding Source for Various Categories During FY1999

Age: &lt; 18

	Funding Source						
	Total	Mental Health	Substance Abuse	Domestic Violence	Residential Care	Medicaid	Other
Craig	101	38	16	14	0	1	55
Creek	119	81	6	9	0	31	80
Custer	86	40	3	38	0	20	2
Delaware	227	65	15	28	0	1	166
Dewey	22	10	7	4	0	5	0
Ellis	13	10	0	2	0	5	0
Garfield	314	219	11	63	0	5	215
Garvin	172	137	5	19	0	3	128
Grady	160	38	68	56	0	1	0
Grant	9	5	0	3	0	0	5
Greer	14	2	3	8	0	3	0
Harmon	12	4	4	4	0	0	0
Harper	8	3	0	5	0	1	0
Haskell	15	10	3	2	0	1	1
Hughes	13	2	0	11	0	1	0
Jackson	61	14	7	41	0	0	2
Jefferson	6	4	0	2	0	1	2
Johnston	64	49	1	2	0	2	51
Kay	305	113	7	48	0	3	216
Kingfisher	24	20	2	1	0	3	12
Kiowa	27	18	2	5	0	12	0
Latimer	63	7	26	7	0	2	32
LeFlore	137	5	76	56	0	0	6
Lincoln	66	23	9	8	0	41	10
Logan	63	22	29	7	0	7	21
Love	47	33	6	1	0	0	37
Major	24	21	0	2	0	10	0
Marshall	62	42	0	18	0	0	31
Mayes	142	58	5	24	0	0	73
McClain	46	27	10	4	0	2	20
McCurtain	151	30	33	91	0	2	5
McIntosh	41	6	21	8	0	8	14
Murray	38	29	2	1	0	8	26
Muskogee	289	179	46	67	0	8	2
Noble	35	14	1	7	0	0	26
Nowata	28	13	1	10	0	0	7
Okfuskee	62	21	5	5	0	30	36
Oklahoma	2,338	440	268	453	0	137	1,475
Okmulgee	320	115	6	54	0	134	201
Osage	76	14	27	18	0	1	25
Ottawa	241	79	7	80	0	1	148
Pawnee	82	34	20	9	0	3	45
Payne	235	57	8	116	0	7	104
Pittsburgh	125	23	65	39	0	2	1
Pontotoc	145	78	6	53	0	4	78
Pottawatomie	131	26	31	42	0	34	30
Pushmataha	98	7	65	8	0	2	19
Roger Mills	10	1	0	9	0	0	0
Rogers	110	28	15	62	0	0	12
Seminole	174	76	8	57	0	42	74
Sequoyah	41	23	3	10	0	7	9
Stephens	149	13	3	133	0	0	0
Texas	102	35	3	62	0	18	2

Notes: The same client may be counted in more than one category, e.g., clients can receive services under more than one contract source, in more than one "County of Residence," or may have multiple "Other Indicators." Please see Definition page for other considerations.

## Oklahoma Department of Mental Health and Substance Abuse Services

## Counts of Admitted Clients Served by Funding Source for Various Categories During FY1999

Age: &lt; 18

	Funding Source						
	Total	Mental Health	Substance Abuse	Domestic Violence	Residential Care	Medicaid	Other
Tillman	14	3	2	9	0	0	0
Tulsa	988	231	249	334	0	125	286
Wagoner	39	7	9	23	0	1	4
Washington	268	121	36	91	0	0	69
Washita	39	14	7	18	0	9	0
Woods	44	38	3	5	0	20	0
Woodward	130	77	3	47	0	37	1
Out of State/Unknown	195	5	9	181	0	0	0
<b>Other Indicators</b>							
Dual Diagnosis	47	38	0	0	0	7	24
Homeless	1,254	53	54	1,027	0	7	130
SED (6-17)	2,731	1,788	79	5	0	437	1,651

Notes: The same client may be counted in more than one category, e.g., clients can receive services under more than one contract source, in more than one "County of Residence," or may have multiple "Other Indicators." Please see Definition page for other considerations.



## Oklahoma Department of Mental Health and Substance Abuse Services

## Counts of Admitted Clients Served by Funding Source for Various Categories During FY1999

## Age: 12 to 17

	Total	Funding Source					Other
		Mental Health	Substance Abuse	Domestic Violence	Residential Care	Medicaid	
<b>Total</b>							
Unduplicated Count	4,617	2,090	1,095	534	0	491	1,844
<b>Agency Type</b>							
Community Mental Health	2,866	1,910	12	0	0	470	1,708
Domestic Violence and Sexual Assault	533	0	3	531	0	0	5
Hospital	143	143	0	0	0	0	0
Other	117	79	38	0	0	0	2
Substance Abuse	1,104	0	1,042	3	0	21	131
<b>Sex</b>							
Female	2,126	960	408	376	0	245	782
Male	2,491	1,130	687	158	0	246	1,062
<b>Age</b>							
05-17	4,617	2,090	1,095	534	0	491	1,844
<b>Race</b>							
White	3,251	1,591	719	350	0	346	1,313
Black	597	202	131	67	0	80	260
Native American	565	213	181	84	0	36	200
Hispanic	226	89	62	35	0	28	67
Asian	12	4	3	1	0	1	6
<b>Presenting Problem/Diagnosis</b>							
Alcohol Abuse	124	16	102	0	0	2	22
Developmental Disorder	1,028	649	20	7	0	150	619
Mood Disorder	926	656	8	0	0	143	530
Non Alcohol/Drug Related Organic	4	3	0	0	0	1	1
Other Non-Psychotic	877	530	26	0	0	144	488
Other Psychotic	44	36	0	0	0	10	20
Personality Disorder	6	2	2	0	0	0	3
Schizophrenia	11	8	0	0	0	2	5
Social Conditions	918	199	165	506	0	28	84
Substance Related	781	23	738	0	0	12	78
Deferred/No Diagnosis	69	1	45	21	0	0	3
<b>County of Residence</b>							
Adair	23	9	2	9	0	3	8
Alfalfa	4	4	0	0	0	1	0
Atoka	13	1	9	0	0	2	6
Beaver	4	4	0	0	0	0	0
Beckham	43	33	5	3	0	15	3
Blaine	30	26	0	2	0	10	0
Bryan	103	80	7	17	0	2	73
Caddo	36	10	20	3	0	3	6
Canadian	64	44	13	8	0	1	1
Carter	40	28	1	2	0	2	33
Cherokee	45	19	4	19	0	4	13
Choctaw	29	7	16	5	0	6	6
Cimarron	3	2	1	0	0	2	0
Cleveland	358	176	113	5	0	3	155
Coal	26	3	16	0	0	6	11
Comanche	73	46	7	15	0	3	3
Cotton	7	5	2	0	0	0	0
Craig	58	27	15	1	0	0	30

Notes: The same client may be counted in more than one category, e.g., clients can receive services under more than one contract source, in more than one "County of Residence," or may have multiple "Other Indicators." Please see Definition page for other considerations.

## Oklahoma Department of Mental Health and Substance Abuse Services

## Counts of Admitted Clients Served by Funding Source for Various Categories During FY1999

## Age: 12 to 17

	Funding Source						
	Total	Mental Health	Substance Abuse	Domestic Violence	Residential Care	Medicaid	Other
Creek	63	49	5	1	0	21	44
Custer	25	14	2	6	0	6	2
Delaware	87	30	14	4	0	0	56
Dewey	8	7	0	1	0	2	0
Ellis	5	5	0	0	0	2	0
Garfield	106	81	1	12	0	5	79
Garvin	62	51	2	4	0	2	44
Grady	81	22	53	8	0	0	0
Grant	3	2	0	1	0	0	1
Greer	7	2	3	1	0	3	0
Harmon	6	2	4	0	0	0	0
Harper	4	3	0	1	0	1	0
Haskell	11	8	2	1	0	1	0
Hughes	3	2	0	1	0	1	0
Jackson	18	9	1	8	0	0	0
Jefferson	4	4	0	0	0	1	2
Johnston	17	11	1	1	0	1	12
Kay	121	58	7	11	0	2	78
Kingfisher	15	15	0	0	0	2	7
Kiowa	20	15	2	1	0	12	0
Latimer	28	5	10	3	0	1	13
LeFlore	63	4	55	4	0	0	0
Lincoln	35	16	4	1	0	27	5
Logan	36	12	22	0	0	3	12
Love	19	12	2	0	0	0	15
Major	14	14	0	0	0	5	0
Marshall	28	24	0	3	0	0	19
Mayes	58	35	3	4	0	0	26
McClain	29	17	9	1	0	1	12
McCurtain	69	19	29	24	0	2	5
McIntosh	16	5	7	1	0	3	3
Murray	23	19	1	1	0	5	14
Muskogee	141	105	22	14	0	3	0
Noble	16	9	1	0	0	0	13
Nowata	10	7	1	2	0	0	2
Okfuskee	24	12	0	2	0	13	12
Oklahoma	837	213	179	47	0	66	519
Okmulgee	153	70	6	12	0	63	97
Osage	38	8	19	3	0	0	13
Ottawa	92	52	5	6	0	1	74
Pawnee	52	22	20	2	0	0	23
Payne	61	35	4	15	0	6	33
Pittsburgh	77	12	61	5	0	1	0
Pontotoc	54	37	3	9	0	3	34
Pottawatomie	48	9	16	11	0	10	11
Pushmataha	73	5	58	2	0	0	9
Roger Mills	5	1	0	4	0	0	0
Rogers	48	22	15	8	0	0	9
Seminole	73	40	4	19	0	12	31
Sequoyah	31	22	2	4	0	6	7
Stephens	31	7	3	21	0	0	0
Texas	39	23	2	13	0	9	2
Tillman	3	2	0	1	0	0	0

Notes: The same client may be counted in more than one category, e.g., clients can receive services under more than one contract source, in more than one "County of Residence," or may have multiple "Other Indicators." Please see Definition page for other considerations.

Oklahoma Department of Mental Health and Substance Abuse Services  
**Counts of Admitted Clients Served by Funding Source for Various Categories During FY1999**  
**Age: 12 to 17**

	<b>Funding Source</b>						
	<b>Total</b>	<b>Mental Health</b>	<b>Substance Abuse</b>	<b>Domestic Violence</b>	<b>Residential Care</b>	<b>Medicaid</b>	<b>Other</b>
Tulsa	460	146	169	69	0	85	133
Wagoner	17	6	4	7	0	1	3
Washington	120	61	27	27	0	0	30
Washita	22	7	7	8	0	4	0
Woods	25	24	2	1	0	9	0
Woodward	62	48	2	9	0	27	1
Out of State/Unknown	32	3	1	28	0	0	0
<b>Other Indicators</b>							
Dual Diagnosis	47	38	0	0	0	7	24
Homeless	225	32	7	135	0	2	54
SED (6-17)	1,585	1,086	78	3	0	258	859

Notes: The same client may be counted in more than one category, e.g., clients can receive services under more than one contract source, in more than one "County of Residence," or may have multiple "Other Indicators." Please see Definition page for other considerations.

## Oklahoma Department of Mental Health and Substance Abuse Services

## Counts of Admitted Clients Served by Funding Source for Various Categories During FY1999

## Age: 18 to 64

	Total	Funding Source					
		Mental Health	Substance Abuse	Domestic Violence	Residential Care	Medicaid	Other
<b>Total</b>							
Unduplicated Count	44,236	22,965	14,447	6,267	1,057	9,133	6,752
<b>Agency Type</b>							
Community Mental Health	27,146	21,595	3,753	0	29	8,950	5,436
Domestic Violence and Sexual Assault	6,356	0	247	6,223	0	0	59
Hospital	2,362	2,362	0	0	0	0	0
Other	826	353	487	0	0	0	3
Residential Care	1,031	30	0	0	1,031	0	0
Substance Abuse	11,554	97	10,841	53	0	207	1,270
<b>Sex</b>							
Female	23,236	12,596	4,961	5,083	360	5,733	3,382
Male	21,000	10,369	9,486	1,184	697	3,400	3,370
<b>Age</b>							
18-20	2,690	1,214	1,081	481	20	199	368
21-24	3,919	1,761	1,484	845	34	467	356
25-34	12,281	5,597	4,597	2,417	154	1,995	1,452
35-44	14,340	7,491	5,016	1,842	325	3,011	2,210
45-54	7,682	4,753	1,864	550	316	2,153	1,528
55-64	3,324	2,149	405	132	208	1,308	838
<b>Race</b>							
White	33,919	18,628	10,292	4,563	822	7,014	5,397
Black	5,660	2,490	2,200	678	149	1,394	743
Native American	3,746	1,309	1,659	713	61	535	449
Hispanic	1,352	620	410	297	23	181	139
Asian	207	122	36	30	7	47	29
<b>Presenting Problem/Diagnosis</b>							
Alcohol Abuse	5,340	891	4,527	29	7	171	531
Developmental Disorder	500	166	4	79	196	102	52
Mood Disorder	13,617	11,274	1,445	34	257	3,682	2,457
Non Alcohol/Drug Related Organic	358	259	13	0	1	177	55
Other Non-Psychotic	3,735	3,016	251	1	2	1,018	612
Other Psychotic	3,943	3,102	291	6	362	1,316	723
Personality Disorder	268	214	37	0	0	101	43
Schizophrenia	4,404	3,328	318	0	16	2,340	1,237
Social Conditions	7,457	867	568	5,918	196	111	203
Substance Related	8,175	935	7,269	28	2	245	853
Deferred/No Diagnosis	738	36	469	182	53	6	16
<b>County of Residence</b>							
Adair	194	135	46	35	22	62	50
Alfalfa	64	50	2	6	2	19	1
Atoka	206	115	87	7	1	24	2
Beaver	34	29	7	1	0	9	0
Beckham	490	328	114	40	0	118	29
Blaine	193	131	41	20	0	47	10
Bryan	648	400	147	106	0	170	119
Caddo	297	142	126	23	0	15	22
Canadian	691	428	100	84	21	152	6
Carter	641	502	107	75	1	162	147
Cherokee	544	278	96	106	87	119	189
Choctaw	353	194	112	60	4	71	15

Notes: The same client may be counted in more than one category, e.g., clients can receive services under more than one contract source, in more than one "County of Residence," or may have multiple "Other Indicators." Please see Definition page for other considerations.

## Oklahoma Department of Mental Health and Substance Abuse Services

## Counts of Admitted Clients Served by Funding Source for Various Categories During FY1999

## Age: 18 to 64

	Funding Source						
	Total	Mental Health	Substance Abuse	Domestic Violence	Residential Care	Medicaid	Other
Cimarron	23	16	4	2	1	5	1
Cleveland	2,538	1,143	796	184	78	489	944
Coal	130	51	66	11	2	23	8
Comanche	1,080	638	334	171	53	4	4
Cotton	55	28	28	5	0	0	0
Craig	427	205	53	17	172	172	131
Creek	703	361	235	54	1	181	153
Custer	498	349	93	62	1	125	44
Delaware	292	99	96	26	11	81	52
Dewey	61	39	12	11	1	10	4
Ellis	42	37	5	2	0	7	1
Garfield	825	487	99	223	0	132	110
Garvin	481	342	53	114	0	124	92
Grady	723	442	120	118	0	219	11
Grant	36	26	1	3	0	11	9
Greer	97	47	33	15	0	16	9
Harmon	29	12	12	7	0	0	0
Harper	38	26	2	2	0	19	1
Haskell	198	168	29	4	0	3	1
Hughes	154	110	31	15	1	25	8
Jackson	339	144	98	111	4	3	13
Jefferson	41	28	10	6	0	2	1
Johnston	214	163	30	6	1	81	48
Kay	810	453	227	104	0	175	303
Kingfisher	129	102	12	9	0	18	27
Kiowa	181	133	34	11	0	51	29
Latimer	171	103	55	6	1	27	4
LeFlore	525	364	78	90	3	10	3
Lincoln	318	127	81	24	42	115	89
Logan	342	163	152	14	2	55	62
Love	96	71	21	4	0	17	30
Major	102	86	7	6	1	22	0
Marshall	183	140	19	14	0	66	38
Mayes	451	122	116	44	110	107	61
McClain	168	81	40	15	0	37	44
McCurtain	667	265	203	226	4	110	51
McIntosh	266	107	62	10	51	73	11
Murray	240	198	40	7	4	65	65
Muskogee	999	530	281	77	31	292	27
Noble	147	53	65	16	6	25	35
Nowata	140	36	36	56	1	22	13
Okfuskee	305	113	67	12	65	125	52
Oklahoma	8,653	4,160	3,298	765	72	1,943	1,566
Okmulgee	623	248	188	108	22	202	94
Osage	335	130	165	43	3	38	58
Ottawa	394	165	131	62	1	78	44
Pawnee	242	109	113	15	0	46	44
Payne	1,018	386	417	219	3	142	257
Pittsburgh	796	573	174	41	32	98	9
Pontotoc	762	439	159	161	49	224	139
Pottawatomie	686	244	288	58	0	158	177
Pushmataha	215	98	79	44	0	36	4
Roger Mills	40	14	15	13	0	2	1

Notes: The same client may be counted in more than one category, e.g., clients can receive services under more than one contract source, in more than one "County of Residence," or may have multiple "Other Indicators." Please see Definition page for other considerations.

Oklahoma Department of Mental Health and Substance Abuse Services  
**Counts of Admitted Clients Served by Funding Source for Various Categories During FY1999**  
**Age: 18 to 64**

	<b>Funding Source</b>						
	<b>Total</b>	<b>Mental Health</b>	<b>Substance Abuse</b>	<b>Domestic Violence</b>	<b>Residential Care</b>	<b>Medicaid</b>	<b>Other</b>
Rogers	678	223	241	148	46	98	122
Seminole	618	344	133	115	1	226	94
Sequoyah	361	298	69	7	16	195	98
Stephens	439	210	123	139	18	14	5
Texas	297	209	50	49	0	62	20
Tillman	83	36	31	17	0	0	3
Tulsa	7,890	3,638	3,888	1,011	38	1,181	584
Wagoner	396	205	134	69	3	94	120
Washington	1,116	304	242	519	2	165	146
Washita	166	97	44	21	0	39	9
Woods	189	170	20	10	0	52	2
Woodward	464	407	28	50	7	131	1
Out of State/Unknown	416	153	85	181	2	5	13
<b>Other Indicators</b>							
Dual Diagnosis	4,488	3,561	1,413	0	3	1,259	750
Homeless	3,389	1,147	1,442	1,040	29	259	209

Notes: The same client may be counted in more than one category, e.g., clients can receive services under more than one contract source, in more than one "County of Residence," or may have multiple "Other Indicators." Please see Definition page for other considerations.

## Oklahoma Department of Mental Health and Substance Abuse Services

## Counts of Admitted Clients Served by Funding Source for Various Categories During FY1999

## Age: 55 or older

	Total	Funding Source					
		Mental Health	Substance Abuse	Domestic Violence	Residential Care	Medicaid	Other
<b>Total</b>							
Unduplicated Count	5,384	3,274	479	174	329	2,500	1,551
<b>Agency Type</b>							
Community Mental Health	4,685	3,163	149	0	12	2,496	1,505
Domestic Violence and Sexual Assault	175	0	7	173	0	0	2
Hospital	173	173	0	0	0	0	0
Other	25	11	15	0	0	0	0
Residential Care	318	6	0	0	318	0	0
Substance Abuse	360	6	328	1	0	6	44
<b>Sex</b>							
Female	3,544	2,190	155	136	173	1,851	1,031
Male	1,840	1,084	324	38	156	649	520
<b>Age</b>							
55-64	3,324	2,149	405	132	208	1,308	838
65-74	1,246	775	62	29	86	619	445
75-84	560	265	10	12	34	369	195
85+	254	85	2	1	1	204	73
<b>Race</b>							
White	4,552	2,799	383	148	270	2,079	1,345
Black	518	279	48	13	40	277	133
Native American	260	150	41	13	16	108	53
Hispanic	79	46	8	1	4	32	19
Asian	15	10	0	0	0	7	2
<b>Presenting Problem/Diagnosis</b>							
Alcohol Abuse	372	83	278	3	3	32	42
Developmental Disorder	76	14	0	2	54	14	4
Mood Disorder	2,240	1,547	62	3	62	1,038	693
Non Alcohol/Drug Related Organic	203	132	3	0	0	128	46
Other Non-Psychotic	575	324	10	0	1	361	180
Other Psychotic	634	403	7	0	106	255	171
Personality Disorder	33	26	4	0	0	15	7
Schizophrenia	1,095	739	18	0	6	634	389
Social Conditions	312	44	31	158	76	20	12
Substance Related	94	17	70	0	0	8	9
Deferred/No Diagnosis	51	4	13	8	24	3	2
<b>County of Residence</b>							
Adair	44	35	7	1	15	22	19
Alfalfa	19	13	0	0	2	9	1
Atoka	33	26	5	1	1	4	0
Beaver	8	8	0	0	0	4	0
Beckham	39	33	2	1	0	18	10
Blaine	14	9	1	1	0	9	1
Bryan	61	42	4	1	0	30	24
Caddo	34	21	6	2	0	8	0
Canadian	78	41	2	3	14	31	0
Carter	78	71	3	0	0	32	42
Cherokee	69	46	4	0	17	25	35
Choctaw	40	31	9	1	0	12	6
Cimarron	8	7	0	0	1	2	0
Cleveland	312	111	25	10	23	182	166

Notes: The same client may be counted in more than one category, e.g., clients can receive services under more than one contract source, in more than one "County of Residence," or may have multiple "Other Indicators." Please see Definition page for other considerations.

## Oklahoma Department of Mental Health and Substance Abuse Services

## Counts of Admitted Clients Served by Funding Source for Various Categories During FY1999

## Age: 55 or older

	Funding Source						
	Total	Mental Health	Substance Abuse	Domestic Violence	Residential Care	Medicaid	Other
Coal	19	14	6	0	0	4	3
Comanche	116	89	16	7	17	0	0
Cotton	5	3	1	0	1	0	0
Craig	111	37	1	1	77	59	55
Creek	84	51	8	0	0	50	32
Custer	43	34	3	4	0	19	11
Delaware	37	14	7	1	3	13	13
Dewey	13	9	2	0	2	2	1
Ellis	9	9	0	0	0	4	0
Garfield	68	50	1	5	1	28	23
Garvin	54	45	5	2	0	30	25
Grady	95	58	4	2	0	54	2
Grant	16	4	0	0	0	14	1
Greer	13	10	1	0	0	6	4
Harmon	1	0	0	1	0	0	0
Harper	20	9	0	0	0	19	0
Haskell	32	30	1	1	0	0	0
Hughes	34	34	0	0	0	12	0
Jackson	32	27	2	1	0	0	1
Jefferson	5	4	0	1	0	0	0
Johnston	21	16	1	0	0	8	6
Kay	104	51	10	6	0	53	51
Kingfisher	18	15	0	0	0	8	7
Kiowa	12	10	0	0	0	5	4
Latimer	21	16	4	0	0	3	0
LeFlore	74	70	2	3	0	3	0
Lincoln	135	38	2	0	8	116	50
Logan	26	14	8	0	0	7	11
Love	7	7	0	0	0	3	4
Major	19	14	0	0	0	14	0
Marshall	38	25	1	0	0	23	8
Mayes	72	21	6	4	22	32	19
McClain	29	5	0	0	0	18	15
McCurtain	54	37	12	4	0	23	2
McIntosh	34	15	4	0	7	15	1
Murray	30	27	1	0	0	16	13
Muskogee	97	56	1	0	12	43	0
Noble	22	11	2	1	2	11	6
Nowata	16	8	1	4	0	5	6
Okfuskee	45	25	2	0	15	17	17
Oklahoma	1,188	631	103	25	21	674	431
Okmulgee	67	35	3	2	8	42	18
Osage	26	15	4	3	0	6	7
Ottawa	28	14	4	0	0	9	13
Pawnee	27	12	11	0	0	10	10
Payne	89	46	12	4	0	37	44
Pittsburgh	135	117	4	3	12	17	2
Pontotoc	89	68	9	2	6	25	47
Pottawatomie	147	58	9	1	0	101	100
Pushmataha	29	24	3	2	0	6	0
Roger Mills	1	1	0	0	0	0	0
Rogers	62	30	3	4	18	23	34
Seminole	92	55	4	2	0	63	18

Notes: The same client may be counted in more than one category, e.g., clients can receive services under more than one contract source, in more than one "County of Residence," or may have multiple "Other Indicators." Please see Definition page for other considerations.



## Oklahoma Department of Mental Health and Substance Abuse Services

## Counts of Admitted Clients Served by Funding Source for Various Categories During FY1999

## Age: 55 or older

	Funding Source						
	Total	Mental Health	Substance Abuse	Domestic Violence	Residential Care	Medicaid	Other
Sequoyah	60	54	4	1	3	34	26
Stephens	38	31	5	1	3	1	1
Texas	31	25	0	0	0	21	0
Tillman	7	7	0	0	0	0	0
Tulsa	599	406	118	30	18	196	33
Wagoner	45	37	3	0	2	23	17
Washington	116	40	3	20	0	49	55
Washita	14	10	1	0	0	7	4
Woods	35	34	1	0	0	13	0
Woodward	67	61	0	0	2	33	0
Out of State/Unknown	21	13	1	6	0	0	1
<b>Other Indicators</b>							
Dual Diagnosis	269	190	58	0	1	122	86
Homeless	129	57	49	13	11	19	18

Notes: The same client may be counted in more than one category, e.g., clients can receive services under more than one contract source, in more than one "County of Residence," or may have multiple "Other Indicators." Please see Definition page for other considerations.

## Oklahoma Department of Mental Health and Substance Abuse Services

## Counts of Admitted Clients Served by Funding Source for Various Categories During FY1999

## Age: 65 or older

	Total	Funding Source					
		Mental Health	Substance Abuse	Domestic Violence	Residential Care	Medicaid	Other
<b>Total</b>							
Unduplicated Count	2,060	1,125	74	42	121	1,192	713
<b>Agency Type</b>							
Community Mental Health	1,899	1,085	27	0	5	1,191	707
Domestic Violence and Sexual Assault	41	0	1	41	0	0	1
Hospital	45	45	0	0	0	0	0
Other	7	4	3	0	0	0	0
Residential Care	116	3	0	0	116	0	0
Substance Abuse	51	2	46	1	0	1	5
<b>Sex</b>							
Female	1,489	806	26	33	71	924	542
Male	571	319	48	9	50	268	171
<b>Age</b>							
65-74	1,246	775	62	29	86	619	445
75-84	560	265	10	12	34	369	195
85+	254	85	2	1	1	204	73
<b>Race</b>							
White	1,748	955	64	33	101	1,001	621
Black	211	103	9	6	16	135	62
Native American	75	47	1	3	3	38	18
Hispanic	31	19	0	0	1	16	12
Asian	5	4	0	0	0	2	0
<b>Presenting Problem/Diagnosis</b>							
Alcohol Abuse	67	21	40	0	2	12	6
Developmental Disorder	28	6	0	0	21	5	1
Mood Disorder	845	475	8	1	18	498	303
Non Alcohol/Drug Related Organic	127	79	0	0	0	87	30
Other Non-Psychotic	330	151	3	0	0	248	127
Other Psychotic	204	108	1	0	38	86	67
Personality Disorder	11	7	1	0	0	6	4
Schizophrenia	412	267	6	0	4	237	166
Social Conditions	90	17	8	40	23	10	8
Substance Related	12	3	9	0	0	2	2
Deferred/No Diagnosis	18	1	0	1	15	2	0
<b>County of Residence</b>							
Adair	20	14	1	1	9	11	9
Alfalfa	8	6	0	0	1	2	0
Atoka	13	11	2	0	0	1	0
Beaver	1	1	0	0	0	1	0
Beckham	8	7	1	0	0	4	4
Blaine	5	4	1	0	0	3	1
Bryan	20	11	2	0	0	12	10
Caddo	13	9	0	0	0	6	0
Canadian	28	14	0	2	6	10	0
Carter	33	31	2	0	0	14	20
Cherokee	20	13	1	0	5	7	11
Choctaw	9	8	1	0	0	3	3
Cimarron	3	3	0	0	0	0	0
Cleveland	122	33	3	1	6	93	75
Comanche	35	29	1	2	8	0	0

Notes: The same client may be counted in more than one category, e.g., clients can receive services under more than one contract source, in more than one "County of Residence," or may have multiple "Other Indicators." Please see Definition page for other considerations.

## Oklahoma Department of Mental Health and Substance Abuse Services

## Counts of Admitted Clients Served by Funding Source for Various Categories During FY1999

## Age: 65 or older

	Funding Source						
	Total	Mental Health	Substance Abuse	Domestic Violence	Residential Care	Medicaid	Other
Cotton	4	3	0	0	1	0	0
Craig	46	13	1	1	31	23	26
Creek	29	13	4	0	0	20	10
Custer	10	7	1	2	0	5	2
Delaware	11	3	3	0	1	4	4
Dewey	5	4	0	0	1	0	0
Ellis	5	5	0	0	0	3	0
Garfield	18	14	0	1	1	9	6
Garvin	16	15	1	0	0	10	11
Grady	36	24	0	0	0	23	0
Grant	11	2	0	0	0	11	0
Greer	2	1	0	0	0	2	0
Harper	9	5	0	0	0	8	0
Haskell	13	13	0	0	0	0	0
Hughes	15	15	0	0	0	6	0
Jackson	13	12	1	0	0	0	0
Jefferson	1	1	0	0	0	0	0
Johnston	5	4	0	0	0	2	0
Kay	37	12	2	1	0	25	12
Kingfisher	9	7	0	0	0	3	4
Kiowa	3	2	0	0	0	2	0
Latimer	3	3	0	0	0	0	0
LeFlore	17	17	0	0	0	1	0
Lincoln	96	19	0	0	0	91	33
Logan	10	7	2	0	0	4	8
Love	1	1	0	0	0	1	1
Major	10	7	0	0	0	8	0
Marshall	13	8	0	0	0	9	2
Mayes	29	7	2	1	9	18	9
McClain	18	2	0	0	0	13	8
McCurtain	9	9	0	0	0	5	0
McIntosh	6	4	0	0	0	2	1
Murray	9	7	0	0	0	6	4
Muskogee	22	11	0	0	5	12	0
Noble	12	6	1	1	1	5	1
Nowata	7	3	0	2	0	2	3
Okfuskee	13	9	1	0	4	2	7
Oklahoma	582	282	11	5	10	405	236
Okmulgee	24	11	0	0	3	17	7
Osage	9	6	2	0	0	2	1
Ottawa	6	2	0	0	0	3	3
Pawnee	9	3	3	0	0	4	3
Payne	36	14	2	1	0	20	12
Pittsburgh	43	37	1	1	4	2	0
Pontotoc	31	22	5	0	1	7	22
Pottawatomie	92	32	1	1	0	78	77
Pushmataha	8	7	0	1	0	0	0
Rogers	21	10	0	1	7	9	18
Seminole	44	25	0	1	0	35	7
Sequoyah	12	11	0	0	0	6	4
Stephens	13	11	1	0	1	1	1
Texas	13	8	0	0	0	12	0
Tillman	3	3	0	0	0	0	0

Notes: The same client may be counted in more than one category, e.g., clients can receive services under more than one contract source, in more than one "County of Residence," or may have multiple "Other Indicators." Please see Definition page for other considerations.

Oklahoma Department of Mental Health and Substance Abuse Services  
**Counts of Admitted Clients Served by Funding Source for Various Categories During FY1999**  
**Age: 65 or older**

	Total	Funding Source					
		Mental Health	Substance Abuse	Domestic Violence	Residential Care	Medicaid	Other
Tulsa	142	105	13	8	6	48	8
Wagoner	12	12	0	0	0	6	7
Washington	41	11	1	7	0	20	22
Washita	1	1	0	0	0	0	1
Woods	16	16	0	0	0	5	0
Woodward	18	15	0	0	0	10	0
Out of State/Unknown	4	2	0	2	0	0	0
<b>Other Indicators</b>							
Dual Diagnosis	49	37	8	0	0	20	22
Homeless	20	7	3	3	6	2	2

Notes: The same client may be counted in more than one category, e.g., clients can receive services under more than one contract source, in more than one "County of Residence," or may have multiple "Other Indicators." Please see Definition page for other considerations.

## Oklahoma Department of Mental Health and Substance Abuse Services

## Counts of Admitted Clients Served by Funding Source for Various Categories During FY1999

## Age: Under 21

	Total	Funding Source					
		Mental Health	Substance Abuse	Domestic Violence	Residential Care	Medicaid	Other
<b>Total</b>							
Unduplicated Count	13,879	5,231	2,679	3,600	20	1,149	4,920
<b>Agency Type</b>							
Community Mental Health	7,650	4,877	204	0	0	1,072	4,541
Domestic Violence and Sexual Assault	3,565	0	25	3,546	0	0	9
Hospital	313	313	0	0	0	0	0
Other	247	182	64	0	0	0	4
Residential Care	20	0	0	0	20	0	0
Substance Abuse	2,649	2	2,439	61	0	78	377
<b>Sex</b>							
Female	6,330	2,307	981	2,055	5	548	2,051
Male	7,549	2,924	1,698	1,545	15	601	2,869
<b>Age</b>							
0-04	1,912	252	205	1,219	0	39	417
05-17	9,277	3,765	1,393	1,900	0	911	4,135
18-20	2,690	1,214	1,081	481	20	199	368
<b>Race</b>							
White	9,473	3,943	1,823	2,183	14	815	3,441
Black	2,027	566	349	596	2	184	737
Native American	1,638	495	395	499	3	102	522
Hispanic	784	233	117	316	1	46	206
Asian	65	19	7	25	0	2	20
<b>Presenting Problem/Diagnosis</b>							
Alcohol Abuse	355	33	312	2	0	4	42
Developmental Disorder	2,607	1,472	58	18	7	369	1,773
Mood Disorder	1,949	1,441	88	3	7	264	923
Non Alcohol/Drug Related Organic	17	16	0	0	0	3	3
Other Non-Psychotic	2,658	1,525	87	3	0	336	1,614
Other Psychotic	185	163	10	0	2	35	51
Personality Disorder	24	17	4	0	0	4	7
Schizophrenia	95	81	9	0	0	27	28
Social Conditions	4,409	493	386	3,350	3	86	354
Substance Related	1,623	110	1,515	4	0	26	144
Deferred/No Diagnosis	500	4	273	223	1	0	5
<b>County of Residence</b>							
Adair	73	17	5	47	1	5	12
Alfalfa	15	11	1	3	0	4	1
Atoka	58	4	41	1	0	16	28
Beaver	8	5	2	1	0	0	0
Beckham	145	80	17	44	0	32	6
Blaine	86	68	5	11	0	27	0
Bryan	393	254	32	93	0	10	238
Caddo	95	40	34	16	0	6	9
Canadian	182	101	32	46	1	9	5
Carter	174	92	18	50	0	8	94
Cherokee	200	55	21	112	2	11	58
Choctaw	66	16	36	12	0	8	11
Cimarron	3	2	1	0	0	2	0
Cleveland	812	376	256	67	1	16	301
Coal	77	12	30	7	0	22	39

Notes: The same client may be counted in more than one category, e.g., clients can receive services under more than one contract source, in more than one "County of Residence," or may have multiple "Other Indicators." Please see Definition page for other considerations.

## Oklahoma Department of Mental Health and Substance Abuse Services

## Counts of Admitted Clients Served by Funding Source for Various Categories During FY1999

## Age: Under 21

	Funding Source						
	Total	Mental Health	Substance Abuse	Domestic Violence	Residential Care	Medicaid	Other
Comanche	358	199	20	134	0	9	4
Cotton	21	7	9	6	0	0	0
Craig	121	44	23	16	3	1	58
Creek	167	108	25	13	0	38	85
Custer	120	66	10	42	0	21	2
Delaware	249	74	22	30	0	2	173
Dewey	26	12	8	4	0	6	0
Ellis	17	14	1	2	0	5	0
Garfield	396	266	20	89	0	8	229
Garvin	197	152	9	27	0	3	134
Grady	208	54	86	72	0	5	0
Grant	11	7	0	3	0	0	6
Greer	19	4	5	9	0	3	0
Harmon	14	4	6	4	0	0	0
Harper	10	5	0	5	0	1	0
Haskell	24	19	3	2	0	1	1
Hughes	17	5	2	11	0	1	1
Jackson	77	19	10	49	0	0	2
Jefferson	7	4	1	2	0	1	2
Johnston	82	63	4	3	0	7	56
Kay	363	146	27	55	0	8	228
Kingfisher	31	27	2	2	0	3	13
Kiowa	40	27	4	6	0	16	0
Latimer	73	10	32	7	0	4	35
LeFlore	175	17	95	64	0	1	7
Lincoln	81	28	14	11	1	46	13
Logan	89	33	42	8	0	11	26
Love	53	36	8	1	0	1	39
Major	31	27	0	3	0	11	0
Marshall	68	47	0	19	0	1	33
Mayes	164	66	9	29	4	0	78
McClain	57	34	15	4	0	4	22
McCurtain	188	36	53	102	0	3	10
McIntosh	53	11	23	9	2	10	15
Murray	49	38	4	1	0	10	31
Muskogee	351	219	63	71	1	14	2
Noble	41	15	5	8	0	0	26
Nowata	38	14	5	15	0	1	8
Okfuskee	81	28	16	6	0	35	38
Oklahoma	2,769	622	458	512	0	167	1,535
Okmulgee	360	131	16	64	0	144	207
Osage	105	20	45	23	0	1	28
Ottawa	274	96	19	85	0	2	155
Pawnee	107	43	34	11	0	6	48
Payne	328	76	69	134	0	10	113
Pittsburgh	170	46	81	44	1	3	1
Pontotoc	193	109	20	64	2	7	92
Pottawatomie	174	36	55	48	0	39	38
Pushmataha	110	11	67	14	0	3	19
Roger Mills	16	4	2	10	0	0	0
Rogers	161	45	39	72	1	1	20
Seminole	201	93	14	63	0	47	87
Sequoyah	54	35	4	10	0	9	9

Notes: The same client may be counted in more than one category, e.g., clients can receive services under more than one contract source, in more than one "County of Residence," or may have multiple "Other Indicators." Please see Definition page for other considerations.

Oklahoma Department of Mental Health and Substance Abuse Services  
**Counts of Admitted Clients Served by Funding Source for Various Categories During FY1999**  
**Age: Under 21**

	<b>Funding Source</b>						
	<b>Total</b>	<b>Mental Health</b>	<b>Substance Abuse</b>	<b>Domestic Violence</b>	<b>Residential Care</b>	<b>Medicaid</b>	<b>Other</b>
Stephens	183	18	18	148	0	0	1
Texas	131	51	11	69	0	19	5
Tillman	17	3	3	11	0	0	0
Tulsa	1,364	410	450	379	0	154	313
Wagoner	55	13	16	27	0	3	9
Washington	348	140	56	130	0	0	79
Washita	53	20	15	19	0	11	0
Woods	59	51	4	6	0	23	0
Woodward	164	102	7	56	0	43	2
Out of State/Unknown	220	11	13	196	0	0	0
<b>Other Indicators</b>							
Dual Diagnosis	221	184	54	0	0	21	42
Homeless	1,451	109	111	1,127	0	11	135
SED (6-17)	2,731	1,788	79	5	0	437	1,651

Notes: The same client may be counted in more than one category, e.g., clients can receive services under more than one contract source, in more than one "County of Residence," or may have multiple "Other Indicators." Please see Definition page for other considerations.

## Oklahoma Department of Mental Health and Substance Abuse Services

## Counts of Admitted Clients Served by Funding Source for Various Categories During FY1999

## Current Residence: Residential Care Facility

	Total	Funding Source					
		Mental Health	Substance Abuse	Domestic Violence	Residential Care	Medicaid	Other
<b>Total</b>							
Unduplicated Count	1,954	956	108	16	933	890	566
<b>Agency Type</b>							
Community Mental Health	1,383	840	55	0	26	890	565
Domestic Violence and Sexual Assault	17	0	0	16	0	0	1
Hospital	153	153	0	0	0	0	0
Other	20	16	4	0	0	0	0
Residential Care	909	17	0	0	909	0	0
Substance Abuse	50	1	49	0	0	0	0
<b>Sex</b>							
Female	794	366	32	13	342	387	192
Male	1,160	590	76	3	591	503	374
<b>Age</b>							
0-04	12	1	5	3	0	0	4
05-17	104	64	16	3	0	19	35
18-20	49	24	3	2	19	13	14
21-24	67	32	6	2	27	33	14
25-34	275	127	23	4	114	132	48
35-44	537	271	37	1	247	267	162
45-54	457	236	13	1	249	215	136
55-64	288	133	5	0	173	136	89
65-74	118	48	0	0	73	54	45
75-84	45	19	0	0	30	21	18
85+	2	1	0	0	1	0	1
<b>Race</b>							
White	1,500	741	60	10	734	682	436
Black	293	131	25	2	123	130	80
Native American	155	64	16	4	52	58	35
Hispanic	54	18	7	0	23	17	13
Asian	13	8	0	0	6	7	4
<b>Presenting Problem/Diagnosis</b>							
Alcohol Abuse	30	5	18	0	8	2	3
Developmental Disorder	217	28	1	0	174	27	16
Mood Disorder	477	192	20	0	229	141	94
Non Alcohol/Drug Related Organic	34	19	0	0	1	23	8
Other Non-Psychotic	117	64	3	0	2	62	33
Other Psychotic	588	221	7	1	320	196	115
Personality Disorder	7	5	1	0	0	5	3
Schizophrenia	674	424	15	0	18	432	286
Social Conditions	196	28	8	14	148	4	8
Substance Related	41	11	26	0	2	9	3
Deferred/No Diagnosis	62	4	9	1	52	0	0
<b>County of Residence</b>							
Adair	34	24	4	0	26	17	14
Alfalfa	3	0	0	0	3	0	0
Atoka	2	1	0	0	1	0	0
Beckham	2	2	0	0	0	1	0
Bryan	2	2	0	0	0	1	1
Caddo	2	1	0	0	0	1	0
Canadian	65	15	1	1	25	32	0

Notes: The same client may be counted in more than one category, e.g., clients can receive services under more than one contract source, in more than one "County of Residence," or may have multiple "Other Indicators." Please see Definition page for other considerations.



## Oklahoma Department of Mental Health and Substance Abuse Services

## Counts of Admitted Clients Served by Funding Source for Various Categories During FY1999

## Current Residence: Residential Care Facility

	Funding Source						
	Total	Mental Health	Substance Abuse	Domestic Violence	Residential Care	Medicaid	Other
Carter	21	19	1	0	0	7	7
Cherokee	95	13	2	1	82	10	12
Choctaw	2	0	0	0	2	0	0
Cleveland	196	69	2	0	71	114	70
Comanche	57	41	3	1	29	1	0
Cotton	1	0	0	0	1	0	0
Craig	313	151	0	0	155	167	133
Creek	13	8	0	0	0	11	7
Custer	7	4	0	0	0	5	2
Delaware	32	16	0	0	9	15	10
Dewey	2	0	0	0	2	0	0
Garfield	21	13	3	1	1	6	10
Garvin	10	6	0	0	0	10	4
Grady	3	1	2	0	0	0	0
Greer	1	1	0	0	0	1	0
Harmon	4	0	4	0	0	0	0
Haskell	2	2	0	0	0	1	0
Hughes	2	2	0	0	0	0	0
Jackson	7	5	2	0	1	0	0
Johnston	1	1	0	0	0	0	0
Kay	15	13	2	0	0	4	10
Kingfisher	4	2	0	0	0	2	1
Kiowa	15	12	0	0	0	11	1
Latimer	1	1	0	0	0	0	0
LeFlore	12	11	0	0	1	0	0
Lincoln	68	25	3	0	39	30	18
Logan	8	0	5	0	2	1	1
Major	2	1	0	0	0	2	0
Marshall	1	1	0	0	0	0	0
Mayes	125	30	0	0	100	29	21
McClain	4	1	0	0	0	3	2
McCurtain	3	1	0	0	2	1	0
McIntosh	60	11	0	0	45	13	0
Murray	4	0	0	0	4	0	0
Muskogee	47	27	0	0	28	25	0
Noble	7	0	0	0	7	0	0
Nowata	3	2	0	0	1	1	0
Okfuskee	116	47	2	0	67	51	30
Oklahoma	267	145	39	6	56	113	95
Okmulgee	40	8	0	0	20	14	6
Osage	5	2	0	0	2	0	1
Ottawa	9	7	0	0	1	1	0
Pawnee	1	0	0	1	0	0	0
Payne	15	6	0	3	3	1	3
Pittsburgh	33	16	0	0	19	10	0
Pontotoc	79	49	0	0	50	50	24
Pottawatomie	11	8	1	0	0	5	7
Rogers	58	24	0	1	33	27	34
Seminole	18	5	0	0	1	13	6
Sequoyah	52	48	1	0	11	28	17
Stephens	32	23	2	0	17	11	2
Texas	2	1	0	0	0	1	0
Tillman	1	1	0	0	0	0	0

Notes: The same client may be counted in more than one category, e.g., clients can receive services under more than one contract source, in more than one "County of Residence," or may have multiple "Other Indicators." Please see Definition page for other considerations.

Oklahoma Department of Mental Health and Substance Abuse Services  
**Counts of Admitted Clients Served by Funding Source for Various Categories During FY1999**  
**Current Residence: Residential Care Facility**

	<b>Total</b>	<b>Funding Source</b>					<b>Other</b>
		<b>Mental Health</b>	<b>Substance Abuse</b>	<b>Domestic Violence</b>	<b>Residential Care</b>	<b>Medicaid</b>	
Tulsa	94	42	25	0	36	33	4
Wagoner	41	25	2	0	3	25	20
Washington	4	2	0	0	0	2	1
Woods	6	6	0	0	0	5	0
Woodward	15	10	0	0	5	10	0
Out of State/Unknown	5	2	2	1	1	0	0
<b>Other Indicators</b>							
Dual Diagnosis	193	129	27	0	3	105	67
Homeless	25	4	0	1	19	3	1
SED (6-17)	64	50	1	0	0	17	22

Notes: The same client may be counted in more than one category, e.g., clients can receive services under more than one contract source, in more than one "County of Residence," or may have multiple "Other Indicators." Please see Definition page for other considerations.

## Oklahoma Department of Mental Health and Substance Abuse Services

## Counts of Admitted Clients Served by Funding Source for Various Categories During FY1999 Deaf and Hearing Impaired

	Total	Funding Source					Other
		Mental Health	Substance Abuse	Domestic Violence	Residential Care	Medicaid	
<b>Total</b>							
Unduplicated Count	307	162	54	22	6	118	77
<b>Agency Type</b>							
Community Mental Health	228	148	16	0	0	116	70
Domestic Violence and Sexual Assault	22	0	0	22	0	0	0
Hospital	22	22	0	0	0	0	0
Residential Care	6	0	0	0	6	0	0
Substance Abuse	42	0	38	0	0	2	7
<b>Sex</b>							
Female	155	86	11	15	1	78	39
Male	152	76	43	7	5	40	38
<b>Age</b>							
0-04	1	0	0	1	0	0	0
05-17	24	10	3	2	0	4	12
18-20	7	5	1	1	0	1	0
21-24	11	5	5	0	0	5	4
25-34	62	31	15	9	0	20	6
35-44	57	30	11	5	2	14	15
45-54	46	28	15	3	2	12	9
55-64	32	19	3	0	1	15	11
65-74	29	20	1	0	0	17	8
75-84	21	9	0	1	1	15	5
85+	17	5	0	0	0	15	7
<b>Race</b>							
White	255	144	37	18	4	98	64
Black	25	10	6	1	1	13	5
Native American	19	5	6	2	1	6	8
Hispanic	6	1	4	1	0	0	0
Asian	2	2	1	0	0	1	0
<b>Presenting Problem/Diagnosis</b>							
Alcohol Abuse	21	6	14	0	0	0	4
Developmental Disorder	14	6	1	0	0	2	9
Mood Disorder	79	51	5	0	0	42	21
Non Alcohol/Drug Related Organic	7	2	0	0	0	6	0
Other Non-Psychotic	55	36	0	0	0	35	17
Other Psychotic	34	29	1	0	0	12	8
Personality Disorder	3	0	1	0	0	3	0
Schizophrenia	32	25	1	0	0	15	10
Social Conditions	36	7	3	22	3	0	2
Substance Related	32	4	26	0	0	2	5
Deferred/No Diagnosis	5	0	2	0	3	1	1
<b>County of Residence</b>							
Adair	6	6	1	0	0	3	4
Atoka	2	2	0	0	0	1	0
Beckham	11	5	4	1	0	3	3
Bryan	4	3	1	1	0	1	1
Caddo	4	3	1	0	0	1	1
Canadian	3	1	0	0	0	2	0
Carter	2	2	0	0	0	1	1
Cherokee	4	1	2	1	0	0	0

Notes: The same client may be counted in more than one category, e.g., clients can receive services under more than one contract source, in more than one "County of Residence," or may have multiple "Other Indicators." Please see Definition page for other considerations.

## Oklahoma Department of Mental Health and Substance Abuse Services

## Counts of Admitted Clients Served by Funding Source for Various Categories During FY1999

### Deaf and Hearing Impaired

	Funding Source						
	Total	Mental Health	Substance Abuse	Domestic Violence	Residential Care	Medicaid	Other
Cleveland	19	11	2	0	0	7	10
Comanche	5	3	2	0	0	0	0
Craig	7	3	0	0	1	4	4
Creek	2	1	1	0	0	1	1
Custer	4	1	1	2	0	0	1
Delaware	2	1	0	0	0	0	2
Dewey	2	1	1	0	0	0	0
Garfield	7	4	0	1	0	2	4
Garvin	1	1	0	0	0	0	1
Grady	9	4	3	0	0	3	0
Harper	1	1	0	0	0	1	0
Haskell	5	5	0	0	0	0	0
Jackson	1	0	0	1	0	0	0
Kay	5	1	0	0	0	3	3
Kingfisher	1	1	0	0	0	0	0
Latimer	3	2	1	0	0	0	0
LeFlore	1	1	0	0	0	0	0
Lincoln	10	4	2	0	1	4	1
Logan	4	2	0	1	0	2	1
Mayes	5	1	0	1	0	3	2
McClain	4	3	0	0	0	1	1
McCurtain	1	1	0	0	0	0	0
McIntosh	1	1	0	0	0	0	0
Murray	5	3	0	1	0	2	2
Muskogee	3	2	0	0	0	1	0
Noble	1	1	0	0	0	1	0
Okfuskee	3	2	0	0	0	1	0
Oklahoma	83	43	13	6	1	39	17
Okmulgee	6	1	1	1	0	4	1
Ottawa	2	0	0	0	0	1	1
Pawnee	2	1	0	0	0	1	1
Payne	3	2	0	0	0	1	2
Pittsburgh	9	2	3	0	3	1	0
Pontotoc	4	3	0	0	0	1	2
Pottawatomie	7	2	1	0	0	4	5
Pushmataha	2	1	0	1	0	0	0
Rogers	4	1	1	0	0	2	1
Seminole	4	2	1	0	0	2	2
Sequoyah	1	1	0	0	0	1	0
Stephens	1	1	0	0	0	0	0
Texas	3	2	0	1	0	2	0
Tulsa	25	14	10	2	0	9	2
Washington	3	0	2	0	0	1	0
Woods	1	1	0	0	0	0	0
Woodward	2	2	0	0	0	1	0
Out of State/Unknown	2	1	0	1	0	0	0
<b>Other Indicators</b>							
Dual Diagnosis	17	12	7	0	0	4	3
Homeless	17	6	5	5	1	1	2
SED (6-17)	11	4	0	0	0	1	9

Notes: The same client may be counted in more than one category, e.g., clients can receive services under more than one contract source, in more than one "County of Residence," or may have multiple "Other Indicators." Please see Definition page for other considerations.

**Oklahoma Department of Mental Health and Substance Abuse Services**  
**Counts of Admitted Clients Served by Funding Source for Various Categories During FY1999**  
**Detox Services**

	Total	Funding Source					Other
		Mental Health	Substance Abuse	Domestic Violence	Residential Care	Medicaid	
<b>Total</b>							
Unduplicated Count	3,429	0	3,308	0	0	0	160
<b>Agency Type</b>							
Community Mental Health	352	0	331	0	0	0	27
Substance Abuse	3,140	0	3,040	0	0	0	133
<b>Sex</b>							
Female	1,054	0	1,023	0	0	0	41
Male	2,375	0	2,285	0	0	0	119
<b>Age</b>							
05-17	15	0	15	0	0	0	0
18-20	215	0	214	0	0	0	1
21-24	337	0	328	0	0	0	12
25-34	1,105	0	1,076	0	0	0	38
35-44	1,248	0	1,187	0	0	0	78
45-54	417	0	401	0	0	0	26
55-64	83	0	79	0	0	0	4
65-74	9	0	8	0	0	0	1
<b>Race</b>							
White	2,255	0	2,163	0	0	0	120
Black	686	0	669	0	0	0	23
Native American	419	0	409	0	0	0	13
Hispanic	76	0	74	0	0	0	4
Asian	11	0	11	0	0	0	0
<b>Presenting Problem/Diagnosis</b>							
Alcohol Abuse	1,470	0	1,417	0	0	0	73
Mood Disorder	34	0	32	0	0	0	2
Other Non-Psychotic	8	0	8	0	0	0	0
Other Psychotic	6	0	5	0	0	0	1
Schizophrenia	6	0	3	0	0	0	3
Social Conditions	3	0	3	0	0	0	0
Substance Related	1,948	0	1,880	0	0	0	81
Deferred/No Diagnosis	13	0	13	0	0	0	0
<b>County of Residence</b>							
Adair	6	0	6	0	0	0	0
Atoka	5	0	5	0	0	0	0
Beckham	10	0	10	0	0	0	0
Blaine	23	0	23	0	0	0	0
Bryan	25	0	22	0	0	0	4
Caddo	37	0	35	0	0	0	3
Canadian	37	0	37	0	0	0	0
Carter	39	0	36	0	0	0	4
Cherokee	25	0	24	0	0	0	1
Choctaw	4	0	4	0	0	0	0
Cimarron	1	0	1	0	0	0	0
Cleveland	54	0	52	0	0	0	2
Coal	2	0	2	0	0	0	0
Comanche	192	0	192	0	0	0	0
Cotton	1	0	1	0	0	0	0
Craig	11	0	10	0	0	0	1
Creek	59	0	57	0	0	0	2

Notes: The same client may be counted in more than one category, e.g., clients can receive services under more than one contract source, in more than one "County of Residence," or may have multiple "Other Indicators." Please see Definition page for other considerations.

## Oklahoma Department of Mental Health and Substance Abuse Services

## Counts of Admitted Clients Served by Funding Source for Various Categories During FY1999

## Detox Services

	Funding Source						
	Total	Mental Health	Substance Abuse	Domestic Violence	Residential Care	Medicaid	Other
Custer	25	0	25	0	0	0	0
Delaware	10	0	10	0	0	0	0
Dewey	1	0	1	0	0	0	0
Ellis	3	0	3	0	0	0	0
Garfield	65	0	64	0	0	0	1
Garvin	30	0	26	0	0	0	5
Grady	22	0	22	0	0	0	0
Greer	6	0	6	0	0	0	0
Harmon	2	0	2	0	0	0	0
Harper	1	0	1	0	0	0	0
Haskell	9	0	9	0	0	0	0
Hughes	16	0	16	0	0	0	0
Jackson	32	0	32	0	0	0	0
Jefferson	3	0	3	0	0	0	0
Johnston	10	0	8	0	0	0	2
Kay	63	0	63	0	0	0	0
Kingfisher	7	0	7	0	0	0	0
Kiowa	5	0	5	0	0	0	0
Latimer	2	0	2	0	0	0	0
LeFlore	7	0	7	0	0	0	0
Lincoln	17	0	17	0	0	0	0
Logan	23	0	23	0	0	0	0
Love	6	0	6	0	0	0	0
Major	5	0	5	0	0	0	0
Marshall	10	0	10	0	0	0	1
Mayes	10	0	10	0	0	0	0
McClain	7	0	7	0	0	0	0
McCurtain	15	0	15	0	0	0	0
McIntosh	19	0	17	0	0	0	2
Murray	26	0	20	0	0	0	6
Muskogee	97	0	97	0	0	0	0
Noble	16	0	16	0	0	0	0
Nowata	7	0	7	0	0	0	0
Okfuskee	6	0	6	0	0	0	0
Oklahoma	623	0	619	0	0	0	5
Okmulgee	63	0	60	0	0	0	3
Osage	36	0	35	0	0	0	1
Ottawa	13	0	13	0	0	0	0
Pawnee	11	0	10	0	0	0	1
Payne	161	0	161	0	0	0	0
Pittsburgh	25	0	25	0	0	0	0
Pontotoc	26	0	25	0	0	0	3
Pottawatomie	46	0	46	0	0	0	0
Pushmataha	2	0	2	0	0	0	0
Roger Mills	2	0	2	0	0	0	0
Rogers	43	0	40	0	0	0	3
Seminole	33	0	31	0	0	0	2
Sequoyah	26	0	26	0	0	0	0
Stephens	20	0	20	0	0	0	0
Texas	4	0	4	0	0	0	0
Tillman	6	0	6	0	0	0	0
Tulsa	1,081	0	1,006	0	0	0	103
Wagoner	46	0	42	0	0	0	4

Notes: The same client may be counted in more than one category, e.g., clients can receive services under more than one contract source, in more than one "County of Residence," or may have multiple "Other Indicators." Please see Definition page for other considerations.

## Oklahoma Department of Mental Health and Substance Abuse Services

## Counts of Admitted Clients Served by Funding Source for Various Categories During FY1999

## Detox Services

	Total	Funding Source					Other
		Mental Health	Substance Abuse	Domestic Violence	Residential Care	Medicaid	
Washington	33	0	33	0	0	0	0
Washita	8	0	8	0	0	0	0
Woods	9	0	9	0	0	0	0
Woodward	18	0	18	0	0	0	0
Out of State/Unknown	26	0	25	0	0	0	1
<b>Other Indicators</b>							
Dual Diagnosis	65	0	58	0	0	0	9
Homeless	564	0	547	0	0	0	32

Notes: The same client may be counted in more than one category, e.g., clients can receive services under more than one contract source, in more than one "County of Residence," or may have multiple "Other Indicators." Please see Definition page for other considerations.

## Oklahoma Department of Mental Health and Substance Abuse Services

## Counts of Admitted Clients Served by Funding Source for Various Categories During FY1999

## Dual Diagnosis

	Total	Funding Source					
		Mental Health	Substance Abuse	Domestic Violence	Residential Care	Medicaid	Other
<b>Total</b>							
Unduplicated Count	4,584	3,636	1,421	0	3	1,286	796
<b>Agency Type</b>							
Community Mental Health	4,031	3,146	1,283	0	2	1,281	762
Hospital	701	701	0	0	0	0	0
Other	13	1	12	0	0	0	1
Residential Care	1	0	0	0	1	0	0
Substance Abuse	197	0	193	0	0	5	33
<b>Sex</b>							
Female	1,825	1,426	568	0	1	570	324
Male	2,759	2,210	853	0	2	716	472
<b>Age</b>							
05-17	47	38	0	0	0	7	24
18-20	174	146	54	0	0	14	18
21-24	340	281	106	0	0	56	38
25-34	1,183	946	379	0	0	316	154
35-44	1,725	1,369	542	0	1	504	318
45-54	846	666	282	0	1	267	158
55-64	220	153	50	0	1	102	64
65-74	42	33	7	0	0	17	19
75-84	6	3	1	0	0	2	3
85+	1	1	0	0	0	1	0
<b>Race</b>							
White	3,521	2,828	1,079	0	3	917	599
Black	711	520	247	0	0	272	128
Native American	290	230	73	0	0	76	48
Hispanic	85	66	22	0	0	26	21
Asian	12	12	2	0	0	1	1
<b>Presenting Problem/Diagnosis</b>							
Alcohol Abuse	205	125	96	0	0	27	16
Developmental Disorder	5	5	0	0	0	0	3
Mood Disorder	2,303	1,859	728	0	1	486	378
Non Alcohol/Drug Related Organic	1	0	0	0	0	1	0
Other Non-Psychotic	74	58	21	0	0	11	9
Other Psychotic	995	822	224	0	1	284	142
Personality Disorder	38	29	12	0	0	13	5
Schizophrenia	964	723	259	0	1	450	220
Substance Related	239	136	121	0	0	28	25
<b>County of Residence</b>							
Adair	11	10	6	0	0	4	3
Alfalfa	4	4	0	0	0	0	0
Atoka	19	18	1	0	0	4	0
Beaver	6	6	0	0	0	3	0
Beckham	46	44	2	0	0	13	5
Blaine	12	12	0	0	0	1	0
Bryan	37	35	2	0	0	13	3
Caddo	20	18	2	0	0	1	0
Canadian	42	34	5	0	0	12	1
Carter	66	61	8	0	0	19	25
Cherokee	25	16	12	0	0	7	10

Notes: The same client may be counted in more than one category, e.g., clients can receive services under more than one contract source, in more than one "County of Residence," or may have multiple "Other Indicators." Please see Definition page for other considerations.



## Oklahoma Department of Mental Health and Substance Abuse Services

## Counts of Admitted Clients Served by Funding Source for Various Categories During FY1999

## Dual Diagnosis

	Funding Source						
	Total	Mental Health	Substance Abuse	Domestic Violence	Residential Care	Medicaid	Other
Choctaw	30	30	0	0	0	8	0
Cimarron	4	4	0	0	0	2	0
Cleveland	263	196	17	0	0	95	135
Coal	7	6	2	0	0	3	0
Comanche	36	32	8	0	0	1	0
Cotton	1	1	0	0	0	0	0
Craig	68	47	2	0	0	29	21
Creek	67	54	10	0	0	21	12
Custer	54	49	2	0	0	19	4
Delaware	27	21	1	0	0	8	4
Dewey	8	8	1	0	0	3	0
Ellis	4	4	0	0	0	1	0
Garfield	75	69	4	0	0	12	12
Garvin	49	49	3	0	0	14	9
Grady	53	41	3	0	0	21	0
Grant	3	2	0	0	0	1	0
Greer	5	5	0	0	0	0	0
Harmon	1	1	0	0	0	0	0
Harper	7	6	1	0	0	2	0
Haskell	16	16	0	0	0	0	0
Hughes	19	19	1	0	0	3	0
Jackson	15	15	1	0	0	0	0
Jefferson	1	1	0	0	0	0	0
Johnston	15	13	0	0	0	7	5
Kay	85	59	35	0	0	18	41
Kingfisher	10	10	0	0	0	0	2
Kiowa	21	21	0	0	0	7	2
Latimer	15	13	1	0	0	2	0
LeFlore	51	51	0	0	0	0	0
Lincoln	44	26	15	0	1	17	17
Logan	26	23	4	0	0	7	7
Love	7	6	3	0	0	0	2
Major	10	10	0	0	0	1	0
Marshall	11	10	1	0	0	6	1
Mayes	40	27	1	0	0	21	10
McClain	22	15	1	0	0	9	8
McCurtain	37	36	0	0	0	16	0
McIntosh	27	18	3	0	1	8	1
Murray	21	18	7	0	0	1	5
Muskogee	116	94	3	0	1	38	0
Noble	9	6	1	0	0	4	4
Nowata	11	8	0	0	0	4	0
Okfuskee	20	17	0	0	0	13	6
Oklahoma	973	745	232	0	0	304	276
Okmulgee	45	33	11	0	0	10	6
Osage	35	25	14	0	0	3	7
Ottawa	55	44	3	0	0	10	6
Pawnee	14	9	6	0	0	4	1
Payne	71	57	14	0	0	21	38
Pittsburgh	74	70	3	0	0	14	1
Pontotoc	37	33	4	0	0	13	12
Pottawatomie	78	62	12	0	0	24	22
Pushmataha	12	12	0	0	0	3	0

Notes: The same client may be counted in more than one category, e.g., clients can receive services under more than one contract source, in more than one "County of Residence," or may have multiple "Other Indicators." Please see Definition page for other considerations.

## Oklahoma Department of Mental Health and Substance Abuse Services

## Counts of Admitted Clients Served by Funding Source for Various Categories During FY1999

## Dual Diagnosis

	Total	Funding Source					Other
		Mental Health	Substance Abuse	Domestic Violence	Residential Care	Medicaid	
Rogers	63	52	6	0	0	10	8
Seminole	35	26	7	0	0	13	6
Sequoyah	21	21	3	0	0	13	5
Stephens	15	15	1	0	0	0	0
Texas	46	46	0	0	0	18	0
Tillman	3	3	0	0	0	0	0
Tulsa	1,236	873	915	0	0	295	30
Wagoner	31	21	18	0	0	6	9
Washington	78	60	2	0	0	24	16
Washita	6	6	1	0	0	3	1
Woods	18	18	2	0	0	3	0
Woodward	60	58	0	0	0	15	0
Out of State/Unknown	34	27	10	0	0	0	0
<b>Other Indicators</b>							
Dual Diagnosis	4,584	3,636	1,421	0	3	1,286	796
Homeless	394	302	197	0	0	67	33
SED (6-17)	24	20	0	0	0	2	16

Notes: The same client may be counted in more than one category, e.g., clients can receive services under more than one contract source, in more than one "County of Residence," or may have multiple "Other Indicators." Please see Definition page for other considerations.

## Oklahoma Department of Mental Health and Substance Abuse Services

## Counts of Admitted Clients Served by Funding Source for Various Categories During FY1999

## Homeless

	Total	Funding Source					
		Mental Health	Substance Abuse	Domestic Violence	Residential Care	Medicaid	Other
<b>Total</b>							
Unduplicated Count	4,663	1,207	1,499	2,070	35	268	341
<b>Agency Type</b>							
Community Mental Health	1,487	1,056	475	0	0	267	243
Domestic Violence and Sexual Assault	2,057	0	16	2,046	0	0	0
Hospital	233	233	0	0	0	0	0
Other	18	4	14	0	0	0	0
Residential Care	35	0	0	0	35	0	0
Substance Abuse	1,115	4	1,071	26	0	1	98
<b>Sex</b>							
Female	2,384	442	453	1,514	14	127	121
Male	2,279	765	1,046	556	21	141	220
<b>Age</b>							
0-04	468	2	29	436	0	0	2
05-17	786	51	25	591	0	7	128
18-20	197	56	57	100	0	4	5
21-24	291	76	99	143	1	15	13
25-34	1,072	298	429	418	1	60	49
35-44	1,219	448	584	287	12	97	84
45-54	501	219	227	82	10	66	42
55-64	109	50	46	10	5	17	16
65-74	16	6	2	2	5	1	2
75-84	3	1	0	1	1	1	0
85+	1	0	1	0	0	0	0
<b>Race</b>							
White	3,119	915	1,023	1,299	21	184	236
Black	775	201	261	286	9	58	73
Native American	606	68	187	353	4	21	19
Hispanic	204	26	41	136	1	4	12
Asian	10	4	3	4	0	1	1
<b>Presenting Problem/Diagnosis</b>							
Alcohol Abuse	584	84	534	1	0	9	41
Developmental Disorder	48	19	0	7	4	0	20
Mood Disorder	663	528	169	5	2	91	104
Non Alcohol/Drug Related Organic	9	4	3	0	0	3	0
Other Non-Psychotic	176	98	15	0	0	20	73
Other Psychotic	242	207	32	1	8	36	15
Personality Disorder	10	9	1	0	0	3	0
Schizophrenia	265	222	56	0	0	87	28
Social Conditions	1,995	11	22	1,953	17	6	2
Substance Related	731	71	682	5	1	14	58
Deferred/No Diagnosis	157	2	56	100	3	0	0
<b>County of Residence</b>							
Adair	42	2	0	38	2	0	0
Alfalfa	5	2	0	3	0	0	0
Atoka	7	2	2	3	0	1	0
Beaver	4	1	3	0	0	0	0
Beckham	32	6	4	21	0	1	0
Blaine	12	9	3	0	0	1	0
Bryan	128	16	2	112	0	5	3

Notes: The same client may be counted in more than one category, e.g., clients can receive services under more than one contract source, in more than one "County of Residence," or may have multiple "Other Indicators." Please see Definition page for other considerations.

## Oklahoma Department of Mental Health and Substance Abuse Services

## Counts of Admitted Clients Served by Funding Source for Various Categories During FY1999

## Homeless

	Funding Source					
	Total	Mental Health	Substance Abuse	Domestic Violence	Residential Care	Medicaid Other
Caddo	20	7	10	3	0	0
Canadian	64	10	10	43	0	1
Carter	90	16	8	64	0	4
Cherokee	89	4	6	74	1	2
Choctaw	8	1	2	5	0	0
Cimarron	1	0	0	0	1	0
Cleveland	186	66	41	85	0	4
Coal	12	1	0	11	0	0
Comanche	133	24	96	17	1	0
Cotton	1	1	0	0	0	0
Craig	38	3	4	20	12	0
Creek	20	7	5	7	0	3
Custer	77	15	28	39	0	1
Delaware	48	4	4	40	0	1
Dewey	1	0	1	0	0	0
Ellis	3	2	1	0	0	0
Garfield	107	18	17	75	0	5
Garvin	27	8	2	17	0	1
Grady	51	16	6	26	0	6
Grant	2	1	0	1	0	0
Greer	4	0	3	1	0	0
Haskell	3	3	0	0	0	0
Hughes	12	1	3	10	0	0
Jackson	12	4	7	1	0	0
Jefferson	4	0	1	3	0	0
Johnston	10	7	0	2	0	3
Kay	78	18	41	20	0	6
Kingfisher	5	1	1	3	0	0
Kiowa	6	1	1	4	0	0
Latimer	4	1	2	1	0	0
LeFlore	37	3	3	31	0	0
Lincoln	14	7	5	5	0	4
Logan	19	1	13	4	0	1
Love	8	3	1	4	0	1
Major	7	1	1	5	0	1
Marshall	31	7	0	24	0	5
Mayes	29	5	3	18	2	2
McClain	16	6	4	6	0	0
McCurtain	40	2	7	30	1	0
McIntosh	12	3	3	3	0	3
Murray	10	5	3	2	0	0
Muskogee	115	32	50	34	0	18
Noble	15	1	12	2	0	0
Nowata	7	0	4	3	0	0
Okfuskee	17	3	4	4	6	0
Oklahoma	1,057	354	415	371	3	64
Okmulgee	94	17	10	66	1	8
Osage	20	0	6	13	0	0
Ottawa	111	3	7	103	0	0
Pawnee	6	2	4	0	0	0
Payne	63	17	31	17	0	4
Pittsburgh	36	6	11	20	1	1
Pontotoc	107	15	7	86	0	4

Notes: The same client may be counted in more than one category, e.g., clients can receive services under more than one contract source, in more than one "County of Residence," or may have multiple "Other Indicators." Please see Definition page for other considerations.

## Oklahoma Department of Mental Health and Substance Abuse Services

## Counts of Admitted Clients Served by Funding Source for Various Categories During FY1999

## Homeless

	Funding Source						
	Total	Mental Health	Substance Abuse	Domestic Violence	Residential Care	Medicaid	Other
Pottawatomie	38	11	8	19	0	1	2
Pushmataha	9	2	3	4	0	0	0
Roger Mills	2	0	1	1	0	0	0
Rogers	62	9	8	43	1	2	1
Seminole	38	8	8	23	0	3	2
Sequoyah	15	6	6	4	0	4	2
Stephens	52	5	5	42	0	0	0
Texas	24	8	2	15	0	3	0
Tillman	2	1	0	1	0	0	0
Tulsa	1,012	348	544	113	1	81	196
Wagoner	35	6	8	21	2	1	2
Washington	73	32	12	27	0	4	5
Washita	13	0	3	10	0	0	0
Woods	11	4	3	4	0	3	1
Woodward	26	21	2	3	0	6	1
Out of State/Unknown	212	19	23	171	0	1	1
<b>Other Indicators</b>							
Dual Diagnosis	394	302	197	0	0	67	33
Homeless	4,663	1,207	1,499	2,070	35	268	341
SED (6-17)	159	37	1	1	0	3	120

Notes: The same client may be counted in more than one category, e.g., clients can receive services under more than one contract source, in more than one "County of Residence," or may have multiple "Other Indicators." Please see Definition page for other considerations.

**Oklahoma Department of Mental Health and Substance Abuse Services**  
**Counts of Admitted Clients Served by Funding Source for Various Categories During FY1999**  
**Inpatient Services**

	Total	Funding Source					Medicaid	Other
		Mental Health	Substance Abuse	Domestic Violence	Residential Care			
<b>Total</b>								
Unduplicated Count	5,072	4,820	321	0	0	1	199	
<b>Agency Type</b>								
Community Mental Health	2,991	2,644	320	0	0	1	199	
Hospital	2,566	2,566	0	0	0	0	0	
Substance Abuse	1	0	1	0	0	0	0	
<b>Sex</b>								
Female	2,091	1,984	87	0	0	0	98	
Male	2,981	2,836	234	0	0	1	101	
<b>Age</b>								
05-17	171	171	0	0	0	0	0	
18-20	305	288	20	0	0	1	8	
21-24	432	413	26	0	0	0	13	
25-34	1,317	1,243	110	0	0	0	43	
35-44	1,635	1,552	109	0	0	0	73	
45-54	840	805	46	0	0	0	35	
55-64	288	270	9	0	0	0	21	
65-74	69	64	0	0	0	0	6	
75-84	12	11	1	0	0	0	0	
85+	3	3	0	0	0	0	0	
<b>Race</b>								
White	3,974	3,761	244	0	0	1	162	
Black	640	623	54	0	0	0	16	
Native American	357	333	18	0	0	0	17	
Hispanic	112	109	2	0	0	0	2	
Asian	26	24	3	0	0	0	2	
<b>Presenting Problem/Diagnosis</b>								
Alcohol Abuse	285	265	16	0	0	0	8	
Developmental Disorder	66	65	0	0	0	0	1	
Mood Disorder	2,104	1,986	151	0	0	0	54	
Non Alcohol/Drug Related Organic	54	50	1	0	0	0	3	
Other Non-Psychotic	476	454	12	0	0	0	19	
Other Psychotic	1,175	1,103	60	0	0	0	66	
Personality Disorder	31	27	3	0	0	1	2	
Schizophrenia	782	737	55	0	0	0	43	
Social Conditions	38	36	2	0	0	0	0	
Substance Related	309	296	21	0	0	0	3	
Deferred/No Diagnosis	3	3	0	0	0	0	0	
<b>County of Residence</b>								
Adair	9	9	0	0	0	0	0	
Alfalfa	4	3	0	0	0	0	1	
Atoka	48	47	0	0	0	0	1	
Beaver	10	10	0	0	0	0	0	
Beckham	18	18	0	0	0	0	0	
Blaine	12	12	0	0	0	0	0	
Bryan	68	59	1	0	0	0	17	
Caddo	29	29	0	0	0	0	0	
Canadian	18	18	0	0	0	0	0	
Carter	108	82	0	0	0	0	33	
Cherokee	7	5	2	0	0	0	0	

Notes: The same client may be counted in more than one category, e.g., clients can receive services under more than one contract source, in more than one "County of Residence," or may have multiple "Other Indicators." Please see Definition page for other considerations.

## Oklahoma Department of Mental Health and Substance Abuse Services

## Counts of Admitted Clients Served by Funding Source for Various Categories During FY1999 Inpatient Services

	Funding Source						
	Total	Mental Health	Substance Abuse	Domestic Violence	Residential Care	Medicaid	Other
Choctaw	63	63	0	0	0	0	0
Cimarron	3	3	0	0	0	0	0
Cleveland	224	224	0	0	0	0	0
Coal	20	20	0	0	0	0	1
Comanche	101	101	0	0	0	0	0
Cotton	8	8	0	0	0	0	0
Craig	71	71	0	0	0	0	0
Creek	89	87	2	0	0	0	0
Custer	24	24	0	0	0	0	0
Delaware	27	27	1	0	0	0	0
Dewey	6	6	0	0	0	0	0
Ellis	13	13	0	0	0	0	0
Garfield	146	146	0	0	0	0	0
Garvin	85	69	0	0	0	0	22
Grady	33	33	0	0	0	0	0
Grant	10	10	0	0	0	0	0
Greer	7	7	0	0	0	0	0
Harmon	1	1	0	0	0	0	0
Harper	7	7	0	0	0	0	0
Haskell	56	56	0	0	0	0	0
Hughes	33	32	0	0	0	0	1
Jackson	28	28	0	0	0	0	0
Jefferson	11	11	0	0	0	0	0
Johnston	42	26	0	0	0	0	19
Kay	168	167	1	0	0	0	0
Kingfisher	11	11	0	0	0	0	0
Kiowa	8	8	0	0	0	0	0
Latimer	32	32	0	0	0	0	0
LeFlore	127	127	0	0	0	0	0
Lincoln	15	15	0	0	0	0	1
Logan	16	16	0	0	0	0	0
Love	21	15	0	0	0	0	7
Major	14	14	0	0	0	0	0
Marshall	22	14	0	0	0	0	9
Mayes	50	49	1	0	0	0	0
McClain	33	33	0	0	0	0	0
McCurtain	77	77	0	0	0	0	0
McIntosh	24	24	0	0	0	0	0
Murray	54	36	0	0	0	0	23
Muskogee	102	102	0	0	0	0	0
Noble	28	28	0	0	0	0	0
Nowata	11	11	0	0	0	0	0
Okfuskee	15	15	0	0	0	0	0
Oklahoma	425	424	0	0	0	0	2
Okmulgee	95	95	1	0	0	0	0
Osage	50	48	3	0	0	0	0
Ottawa	87	86	1	0	0	0	0
Pawnee	36	36	0	0	0	0	0
Payne	147	147	0	0	0	0	0
Pittsburgh	200	200	0	0	0	0	0
Pontotoc	97	64	0	0	0	0	40
Pottawatomie	53	53	0	0	0	0	1
Pushmataha	31	31	0	0	0	0	0

Notes: The same client may be counted in more than one category, e.g., clients can receive services under more than one contract source, in more than one "County of Residence," or may have multiple "Other Indicators." Please see Definition page for other considerations.

Oklahoma Department of Mental Health and Substance Abuse Services  
**Counts of Admitted Clients Served by Funding Source for Various Categories During FY1999**  
**Inpatient Services**

	Funding Source						
	Total	Mental Health	Substance Abuse	Domestic Violence	Residential Care	Medicaid	
Roger Mills	4	4	0	0	0	0	0
Rogers	58	58	0	0	0	0	0
Seminole	80	66	0	0	0	0	21
Sequoyah	11	11	0	0	0	0	0
Stephens	33	33	0	0	0	0	0
Texas	45	45	0	0	0	0	0
Tillman	14	14	0	0	0	0	0
Tulsa	1,155	1,045	304	0	0	1	0
Wagoner	21	21	1	0	0	0	0
Washington	59	59	0	0	0	0	0
Washita	4	4	0	0	0	0	0
Woods	18	18	0	0	0	0	0
Woodward	86	86	0	0	0	0	0
Out of State/Unknown	110	109	3	0	0	0	0
<b>Other Indicators</b>							
Dual Diagnosis	1,321	1,236	189	0	0	1	22
Homeless	409	389	33	0	0	0	13
SED (6-17)	163	163	0	0	0	0	0

Notes: The same client may be counted in more than one category, e.g., clients can receive services under more than one contract source, in more than one "County of Residence," or may have multiple "Other Indicators." Please see Definition page for other considerations.



**Oklahoma Department of Mental Health and Substance Abuse Services**  
**Counts of Admitted Clients Served by Funding Source for Various Categories During FY1999**  
**Outpatient Services**

	Total	Funding Source					
		Mental Health	Substance Abuse	Domestic Violence	Residential Care	Medicaid	Other
<b>Total</b>							
Unduplicated Count	52,457	26,316	12,201	9,003	0	11,221	11,246
<b>Agency Type</b>							
Community Mental Health	34,567	25,193	3,145	0	0	10,977	10,151
Domestic Violence and Sexual Assault	9,032	0	236	8,909	0	0	63
Hospital	1,191	1,191	0	0	0	0	0
Other	994	476	531	0	0	0	6
Substance Abuse	9,411	99	8,614	105	0	269	1,047
<b>Sex</b>							
Female	28,050	14,317	4,359	6,514	0	7,056	5,579
Male	24,407	11,999	7,842	2,489	0	4,165	5,667
<b>Age</b>							
0-04	1,565	242	15	1,028	0	39	417
05-17	8,692	3,499	1,075	1,709	0	902	4,097
18-20	2,417	1,148	824	475	0	196	335
21-24	3,529	1,630	1,129	838	0	464	309
25-34	11,093	5,201	3,477	2,401	0	1,988	1,263
35-44	12,984	6,979	3,859	1,831	0	2,989	1,916
45-54	7,098	4,496	1,452	547	0	2,148	1,408
55-64	3,104	2,048	305	132	0	1,305	798
65-74	1,184	736	54	29	0	618	435
75-84	542	258	10	12	0	368	195
85+	249	79	1	1	0	204	73
<b>Race</b>							
White	39,662	21,236	8,702	6,209	0	8,647	8,637
Black	6,730	2,736	1,801	1,147	0	1,672	1,412
Native American	4,431	1,606	1,339	1,075	0	656	840
Hispanic	1,858	764	375	553	0	232	329
Asian	224	125	24	45	0	50	38
<b>Presenting Problem/Diagnosis</b>							
Alcohol Abuse	4,000	777	3,166	29	0	185	322
Developmental Disorder	2,800	1,474	52	87	0	464	1,797
Mood Disorder	15,031	11,887	1,347	34	0	4,347	3,466
Non Alcohol/Drug Related Organic	462	312	11	0	0	265	81
Other Non-Psychotic	6,214	4,169	295	4	0	1,552	2,264
Other Psychotic	3,603	2,890	255	6	0	1,407	764
Personality Disorder	281	213	39	0	0	107	49
Schizophrenia	4,664	3,311	286	0	0	2,576	1,347
Social Conditions	10,672	1,243	814	8,452	0	199	541
Substance Related	6,687	794	5,711	28	0	248	645
Deferred/No Diagnosis	905	30	488	375	0	8	20
<b>County of Residence</b>							
Adair	252	158	40	75	0	78	69
Alfalfa	77	64	0	8	0	24	1
Atoka	245	111	116	8	0	40	29
Beaver	37	34	1	2	0	10	0
Beckham	572	390	78	81	0	149	38
Blaine	236	188	6	30	0	73	10
Bryan	965	611	113	187	0	187	332
Caddo	293	177	70	37	0	25	10

Notes: The same client may be counted in more than one category, e.g., clients can receive services under more than one contract source, in more than one "County of Residence," or may have multiple "Other Indicators." Please see Definition page for other considerations.

## Oklahoma Department of Mental Health and Substance Abuse Services

## Counts of Admitted Clients Served by Funding Source for Various Categories During FY1999 Outpatient Services

	Funding Source						
	Total	Mental Health	Substance Abuse	Domestic Violence	Residential Care	Medicaid	Other
Canadian	762	502	70	109	0	167	8
Carter	729	574	22	91	0	180	229
Cherokee	600	327	74	192	0	132	236
Choctaw	374	197	113	67	0	82	26
Cimarron	26	20	4	2	0	7	1
Cleveland	2,994	1,294	825	233	0	589	1,246
Coal	185	51	85	17	0	45	46
Comanche	1,175	820	121	283	0	13	6
Cotton	67	36	24	11	0	0	0
Craig	502	220	51	32	0	196	210
Creek	763	434	167	58	0	232	229
Custer	539	394	31	102	0	148	46
Delaware	501	163	99	54	0	85	221
Dewey	74	53	4	15	0	15	4
Ellis	56	51	0	4	0	15	0
Garfield	1,054	698	15	279	0	144	320
Garvin	630	451	15	128	0	137	208
Grady	880	494	157	172	0	243	10
Grant	53	31	0	6	0	22	13
Greer	101	48	24	23	0	21	8
Harmon	37	16	11	11	0	0	0
Harper	54	34	0	7	0	27	1
Haskell	199	173	18	6	0	4	1
Hughes	150	114	17	18	0	32	7
Jackson	365	165	54	152	0	3	13
Jefferson	42	31	4	8	0	3	3
Johnston	264	200	24	6	0	85	80
Kay	1,047	532	146	146	0	202	520
Kingfisher	154	128	6	9	0	21	42
Kiowa	195	151	19	16	0	63	28
Latimer	222	104	75	13	0	28	36
LeFlore	603	340	138	124	0	11	9
Lincoln	429	155	64	31	0	247	124
Logan	383	184	158	19	0	64	87
Love	132	96	8	5	0	18	63
Major	130	114	1	8	0	38	0
Marshall	241	183	6	26	0	75	64
Mayes	503	168	106	68	0	125	141
McClain	192	86	31	19	0	52	70
McCurtain	774	275	207	315	0	116	53
McIntosh	244	110	57	18	0	81	24
Murray	257	221	11	8	0	79	68
Muskogee	1,162	668	197	140	0	302	27
Noble	169	61	54	24	0	30	59
Nowata	168	49	31	68	0	23	23
Okfuskee	292	137	37	17	0	155	92
Oklahoma	10,940	4,572	3,169	1,104	0	2,483	3,227
Okmulgee	842	347	120	141	0	350	291
Osage	343	129	133	60	0	40	79
Ottawa	603	231	103	138	0	82	193
Pawnee	318	132	126	21	0	53	90
Payne	1,126	425	272	335	0	169	370
Pittsburgh	848	554	217	80	0	102	10

Notes: The same client may be counted in more than one category, e.g., clients can receive services under more than one contract source, in more than one "County of Residence," or may have multiple "Other Indicators." Please see Definition page for other considerations.

Oklahoma Department of Mental Health and Substance Abuse Services  
**Counts of Admitted Clients Served by Funding Source for Various Categories During FY1999**  
**Outpatient Services**

	Funding Source						
	Total	Mental Health	Substance Abuse	Domestic Violence	Residential Care	Medicaid	Other
Pontotoc	890	504	128	204	0	235	208
Pottawatomie	838	276	256	98	0	270	279
Pushmataha	307	101	138	53	0	38	23
Roger Mills	45	14	11	22	0	2	1
Rogers	736	243	202	211	0	107	145
Seminole	780	407	99	160	0	303	157
Sequoyah	366	313	41	17	0	207	105
Stephens	546	227	63	266	0	15	4
Texas	402	249	41	111	0	87	20
Tillman	86	39	22	24	0	0	3
Tulsa	7,620	3,549	3,042	1,289	0	1,351	526
Wagoner	390	217	92	90	0	101	122
Washington	1,352	419	211	614	0	185	230
Washita	187	112	30	37	0	48	9
Woods	238	219	6	15	0	75	2
Woodward	572	483	4	88	0	177	0
Out of State/Unknown	508	118	44	344	0	5	9
<b>Other Indicators</b>							
Dual Diagnosis	4,223	3,180	1,222	0	0	1,280	733
Homeless	3,625	999	756	1,889	0	266	243
SED (6-17)	2,502	1,563	6	5	0	435	1,633

Notes: The same client may be counted in more than one category, e.g., clients can receive services under more than one contract source, in more than one "County of Residence," or may have multiple "Other Indicators." Please see Definition page for other considerations.

## Oklahoma Department of Mental Health and Substance Abuse Services

## Counts of Admitted Clients Served by Funding Source for Various Categories During FY1999

## Race: American Indian

	Total	Funding Source					
		Mental Health	Substance Abuse	Domestic Violence	Residential Care	Medicaid	Other
<b>Total</b>							
Unduplicated Count	5,155	1,758	1,911	1,151	64	662	937
<b>Agency Type</b>							
Community Mental Health	2,310	1,615	313	0	2	622	747
Domestic Violence and Sexual Assault	1,154	0	34	1,135	0	0	7
Hospital	166	166	0	0	0	0	0
Other	93	28	69	0	0	0	0
Residential Care	62	0	0	0	62	0	0
Substance Abuse	1,668	6	1,554	17	0	40	184
<b>Sex</b>							
Female	2,513	843	661	818	30	403	423
Male	2,642	915	1,250	333	34	259	514
<b>Age</b>							
0-04	240	23	27	166	0	6	34
05-17	1,094	379	224	269	0	83	436
18-20	304	93	144	64	3	13	52
21-24	421	139	202	90	3	38	37
25-34	1,202	371	554	280	10	150	122
35-44	1,145	394	526	215	18	156	133
45-54	489	209	193	54	14	108	70
55-64	185	103	40	10	13	70	35
65-74	54	35	1	3	1	24	13
75-84	17	10	0	0	2	10	5
85+	4	2	0	0	0	4	0
<b>Race</b>							
Native American	5,155	1,758	1,911	1,151	64	662	937
<b>Presenting Problem/Diagnosis</b>							
Alcohol Abuse	897	121	774	9	0	35	76
Developmental Disorder	277	141	9	11	12	42	177
Mood Disorder	817	643	77	2	10	218	204
Non Alcohol/Drug Related Organic	28	17	0	0	0	14	1
Other Non-Psychotic	509	328	30	0	0	97	214
Other Psychotic	230	178	20	0	22	66	35
Personality Disorder	19	15	3	0	0	3	7
Schizophrenia	259	198	16	0	2	142	74
Social Conditions	1,300	81	109	1,090	13	16	48
Substance Related	941	76	844	3	1	30	101
Deferred/No Diagnosis	126	0	80	38	7	1	2
<b>County of Residence</b>							
Adair	71	26	15	34	4	9	9
Alfalfa	3	3	0	0	0	1	0
Atoka	51	13	38	0	0	6	6
Beckham	34	15	6	12	0	1	2
Blaine	27	14	14	2	0	5	0
Bryan	140	83	27	27	0	17	41
Caddo	141	40	72	19	0	5	21
Canadian	54	23	18	14	0	7	0
Carter	57	39	9	9	0	9	13
Cherokee	196	58	31	94	14	16	46
Choctaw	42	14	19	11	0	9	3

Notes: The same client may be counted in more than one category, e.g., clients can receive services under more than one contract source, in more than one "County of Residence," or may have multiple "Other Indicators." Please see Definition page for other considerations.

## Oklahoma Department of Mental Health and Substance Abuse Services

## Counts of Admitted Clients Served by Funding Source for Various Categories During FY1999

## Race: American Indian

	Funding Source						
	Total	Mental Health	Substance Abuse	Domestic Violence	Residential Care	Medicaid	Other
Cleveland	185	67	61	20	2	19	60
Coal	23	11	11	0	0	2	1
Comanche	108	39	50	16	4	2	2
Cotton	8	4	4	0	0	0	0
Craig	82	37	12	4	11	22	26
Creek	83	42	27	8	0	13	24
Custer	54	25	14	13	0	10	1
Delaware	102	28	27	12	0	13	41
Dewey	12	3	7	2	0	0	0
Garfield	48	16	3	25	0	3	11
Garvin	54	34	5	14	0	11	17
Grady	54	28	16	8	0	15	2
Grant	2	1	0	1	0	0	1
Greer	1	1	0	0	0	1	0
Harmon	1	0	1	0	0	0	0
Harper	1	1	0	0	0	1	0
Haskell	11	9	2	0	0	0	0
Hughes	22	14	6	5	0	2	0
Jackson	9	5	3	2	0	0	1
Jefferson	4	1	1	2	0	0	0
Johnston	26	21	3	0	0	3	13
Kay	127	40	40	24	0	12	44
Kingfisher	5	3	1	0	0	2	3
Kiowa	12	6	6	0	0	2	0
Latimer	32	12	8	2	0	6	8
LeFlore	67	27	24	17	0	0	1
Lincoln	33	9	11	3	2	17	4
Logan	13	1	10	2	0	1	0
Love	9	6	1	1	0	1	4
Major	2	2	0	0	0	0	0
Marshall	26	10	3	14	0	3	5
Mayes	106	37	26	13	8	12	25
McClain	19	10	7	1	0	1	2
McCurtain	117	20	47	55	1	13	13
McIntosh	27	5	9	2	4	7	2
Murray	23	19	5	0	0	7	7
Muskogee	145	57	44	38	2	19	3
Noble	28	8	16	4	0	1	8
Nowata	37	7	8	20	0	2	1
Okfuskee	51	16	21	3	1	14	16
Oklahoma	549	160	228	102	0	80	109
Okmulgee	128	35	29	36	2	30	39
Osage	76	14	57	7	0	2	8
Ottawa	118	42	21	29	0	8	45
Pawnee	80	26	38	10	0	1	21
Payne	92	19	45	20	0	8	22
Pittsburgh	124	56	53	10	6	13	1
Pontotoc	99	32	25	38	1	16	15
Pottawatomie	114	21	63	14	0	24	22
Pushmataha	28	5	12	9	0	1	3
Roger Mills	4	0	2	2	0	0	0
Rogers	120	34	35	43	1	14	19
Seminole	146	69	36	35	0	44	29

Notes: The same client may be counted in more than one category, e.g., clients can receive services under more than one contract source, in more than one "County of Residence," or may have multiple "Other Indicators." Please see Definition page for other considerations.

Oklahoma Department of Mental Health and Substance Abuse Services  
**Counts of Admitted Clients Served by Funding Source for Various Categories During FY1999**  
**Race: American Indian**

	Funding Source						
	Total	Mental Health	Substance Abuse	Domestic Violence	Residential Care	Medicaid	
Sequoyah	42	22	13	5	1	14	7
Stephens	33	7	9	18	1	2	0
Texas	5	4	1	0	0	0	1
Tillman	4	1	1	1	0	0	1
Tulsa	660	153	422	102	2	54	69
Wagoner	38	11	14	15	0	5	11
Washington	197	53	41	91	0	23	27
Washita	9	2	4	3	0	1	0
Woods	9	6	3	1	0	2	1
Woodward	6	5	1	1	0	0	0
Out of State/Unknown	35	6	5	25	0	0	0
<b>Other Indicators</b>							
Dual Diagnosis	290	230	73	0	0	76	48
Homeless	606	68	187	353	4	21	19
SED (6-17)	292	172	10	1	0	39	197

Notes: The same client may be counted in more than one category, e.g., clients can receive services under more than one contract source, in more than one "County of Residence," or may have multiple "Other Indicators." Please see Definition page for other considerations.

## Oklahoma Department of Mental Health and Substance Abuse Services

## Counts of Admitted Clients Served by Funding Source for Various Categories During FY1999

## Race: Asian

	Total	Funding Source					
		Mental Health	Substance Abuse	Domestic Violence	Residential Care	Medicaid	Other
<b>Total</b>							
Unduplicated Count	259	133	40	53	7	50	45
<b>Agency Type</b>							
Community Mental Health	162	125	9	0	0	50	41
Domestic Violence and Sexual Assault	54	0	0	53	0	0	1
Hospital	17	17	0	0	0	0	0
Other	3	2	1	0	0	0	0
Residential Care	7	1	0	0	7	0	0
Substance Abuse	34	0	32	0	0	0	3
<b>Sex</b>							
Female	139	76	8	37	3	23	20
Male	120	57	32	16	4	27	25
<b>Age</b>							
0-04	14	1	1	10	0	0	2
05-17	33	6	3	13	0	1	14
18-20	18	12	3	2	0	1	4
21-24	22	12	6	3	0	5	4
25-34	57	34	11	11	2	12	5
35-44	71	38	14	13	3	18	9
45-54	29	20	2	1	2	6	5
55-64	10	6	0	0	0	5	2
65-74	4	4	0	0	0	1	0
75-84	1	0	0	0	0	1	0
<b>Race</b>							
Asian	259	133	40	53	7	50	45
<b>Presenting Problem/Diagnosis</b>							
Alcohol Abuse	18	2	16	0	0	0	0
Developmental Disorder	6	3	0	0	1	1	2
Mood Disorder	51	39	3	0	1	10	8
Non Alcohol/Drug Related Organic	1	1	0	0	0	0	0
Other Non-Psychotic	21	14	0	0	0	3	10
Other Psychotic	47	35	1	0	3	16	8
Personality Disorder	1	1	0	0	0	0	0
Schizophrenia	44	41	1	0	0	20	10
Social Conditions	54	2	0	49	1	0	4
Substance Related	19	2	16	0	0	0	3
Deferred/No Diagnosis	8	0	3	4	1	0	0
<b>County of Residence</b>							
Adair	2	1	1	0	0	0	1
Beckham	1	0	1	0	0	0	0
Blaine	1	0	1	0	0	0	0
Caddo	1	1	0	0	0	0	0
Canadian	2	1	0	0	0	0	1
Carter	1	0	0	1	0	0	0
Choctaw	1	1	0	0	0	0	0
Cleveland	22	11	2	8	0	4	4
Coal	2	1	1	0	0	0	0
Comanche	23	22	1	0	1	0	0
Craig	4	2	0	0	3	1	1
Creek	3	1	1	0	0	1	0

Notes: The same client may be counted in more than one category, e.g., clients can receive services under more than one contract source, in more than one "County of Residence," or may have multiple "Other Indicators." Please see Definition page for other considerations.

## Oklahoma Department of Mental Health and Substance Abuse Services

## Counts of Admitted Clients Served by Funding Source for Various Categories During FY1999

## Race: Asian

	Funding Source						
	Total	Mental Health	Substance Abuse	Domestic Violence	Residential Care	Medicaid	Other
Custer	1	1	0	0	0	0	0
Delaware	1	0	1	0	0	0	0
Garfield	1	0	1	0	0	0	0
Garvin	3	2	0	0	0	1	3
Harper	1	1	0	0	0	0	0
Hughes	1	0	0	1	0	0	0
Kay	3	0	0	0	0	1	2
Lincoln	2	2	0	0	1	2	1
Love	1	0	0	0	0	0	1
Mayes	1	0	0	0	0	1	1
McClain	1	1	0	0	0	0	1
McCurtain	2	1	0	1	0	0	0
Okfuskee	3	0	1	0	1	1	0
Oklahoma	95	44	12	23	1	18	21
Okmulgee	1	0	1	0	0	0	0
Osage	1	0	1	0	0	0	0
Ottawa	1	1	0	0	0	0	0
Payne	14	3	4	8	0	0	2
Pittsburgh	2	1	1	0	0	0	0
Pontotoc	3	2	0	0	1	2	1
Pushmataha	1	1	0	0	0	1	0
Rogers	3	2	1	0	0	0	1
Seminole	2	0	0	0	0	2	0
Sequoyah	2	1	1	0	0	0	0
Stephens	5	1	0	4	0	0	0
Tulsa	44	27	8	6	0	15	3
Wagoner	1	1	0	0	0	0	1
Washington	3	2	0	1	0	0	0
<b>Other Indicators</b>							
Dual Diagnosis	12	12	2	0	0	1	1
Homeless	10	4	3	4	0	1	1
SED (6-17)	7	4	0	0	0	1	3

Notes: The same client may be counted in more than one category, e.g., clients can receive services under more than one contract source, in more than one "County of Residence," or may have multiple "Other Indicators." Please see Definition page for other considerations.



## Oklahoma Department of Mental Health and Substance Abuse Services

## Counts of Admitted Clients Served by Funding Source for Various Categories During FY1999

## Race: Black

	Total	Funding Source					
		Mental Health	Substance Abuse	Domestic Violence	Residential Care	Medicaid	Other
<b>Total</b>							
Unduplicated Count	7,600	3,028	2,448	1,217	165	1,674	1,508
<b>Agency Type</b>							
Community Mental Health	4,348	2,796	542	0	6	1,661	1,313
Domestic Violence and Sexual Assault	1,236	0	43	1,212	0	0	12
Hospital	438	438	0	0	0	0	0
Other	84	14	70	0	0	0	0
Residential Care	159	7	0	0	159	0	0
Substance Abuse	2,026	10	1,913	5	0	14	184
<b>Sex</b>							
Female	3,614	1,514	825	821	48	1,008	673
Male	3,986	1,514	1,623	396	117	666	835
<b>Age</b>							
0-04	342	32	46	233	0	4	57
05-17	1,387	403	193	300	0	141	646
18-20	298	131	110	63	2	39	34
21-24	437	176	169	97	4	57	37
25-34	1,530	578	682	278	23	271	171
35-44	2,093	900	878	194	62	563	271
45-54	995	529	322	39	34	322	159
55-64	307	176	39	7	24	142	71
65-74	131	70	7	5	12	77	39
75-84	59	23	1	1	4	45	19
85+	21	10	1	0	0	13	4
<b>Race</b>							
Black	7,600	3,028	2,448	1,217	165	1,674	1,508
<b>Presenting Problem/Diagnosis</b>							
Alcohol Abuse	579	60	498	1	3	22	46
Developmental Disorder	501	222	7	3	27	70	321
Mood Disorder	1,395	981	156	2	29	467	310
Non Alcohol/Drug Related Organic	57	37	5	0	0	36	13
Other Non-Psychotic	632	343	29	0	0	154	273
Other Psychotic	749	567	66	0	71	246	97
Personality Disorder	22	12	3	0	0	13	5
Schizophrenia	1,113	795	120	0	4	625	236
Social Conditions	1,394	84	123	1,136	31	28	76
Substance Related	1,548	93	1,421	3	0	29	134
Deferred/No Diagnosis	220	7	135	74	7	1	0
<b>County of Residence</b>							
Adair	5	3	0	1	2	3	2
Alfalfa	1	0	1	0	0	0	0
Atoka	16	8	8	0	0	0	0
Beaver	1	0	1	0	0	0	0
Beckham	25	11	12	0	0	9	0
Blaine	14	13	2	0	0	4	1
Bryan	16	10	1	3	0	4	7
Caddo	29	14	15	0	0	1	1
Canadian	46	19	10	7	4	12	1
Carter	92	78	16	5	0	30	29
Cherokee	18	10	1	2	3	6	4

Notes: The same client may be counted in more than one category, e.g., clients can receive services under more than one contract source, in more than one "County of Residence," or may have multiple "Other Indicators." Please see Definition page for other considerations.

## Oklahoma Department of Mental Health and Substance Abuse Services

## Counts of Admitted Clients Served by Funding Source for Various Categories During FY1999

## Race: Black

	Funding Source						
	Total	Mental Health	Substance Abuse	Domestic Violence	Residential Care	Medicaid	Other
Choctaw	70	43	23	7	0	18	4
Cimarron	1	0	1	0	0	0	1
Cleveland	239	85	66	12	6	46	95
Coal	1	1	0	0	0	1	0
Comanche	391	216	78	109	11	6	2
Cotton	8	1	1	6	0	0	0
Craig	45	15	5	0	24	24	13
Creek	46	26	13	3	0	16	8
Custer	44	23	10	8	0	12	3
Delaware	4	2	1	0	1	1	1
Dewey	2	1	0	0	0	1	1
Garfield	88	43	9	31	1	17	24
Garvin	46	37	4	5	0	7	24
Grady	78	40	16	16	0	28	0
Greer	10	1	6	3	0	1	1
Harmon	4	2	2	0	0	0	0
Harper	1	0	0	0	0	1	0
Haskell	6	2	1	3	0	0	1
Hughes	9	8	0	1	0	0	0
Jackson	71	34	26	11	2	0	0
Johnston	10	7	0	1	0	3	5
Kay	40	14	9	5	0	7	21
Kingfisher	6	3	3	0	0	2	2
Kiowa	29	23	3	3	0	10	3
Latimer	8	2	6	0	0	0	0
LeFlore	22	9	11	3	0	0	0
Lincoln	55	14	8	4	3	33	15
Logan	58	22	29	6	0	9	9
Love	7	7	0	0	0	2	5
Marshall	6	4	0	0	0	3	1
Mayes	22	8	1	0	13	6	3
McClain	6	4	2	0	0	1	1
McCurtain	118	56	23	41	1	31	7
McIntosh	27	11	2	0	8	10	0
Murray	6	4	1	0	1	3	3
Muskogee	263	119	65	35	8	85	5
Noble	15	7	3	0	1	4	5
Nowata	20	5	9	4	0	2	4
Okfuskee	94	32	12	1	41	38	18
Oklahoma	2,826	953	892	368	16	646	823
Okmulgee	131	54	31	16	5	51	27
Osage	20	10	8	2	0	5	3
Ottawa	17	2	5	6	0	2	3
Pawnee	13	7	4	3	0	2	2
Payne	91	27	34	23	1	10	21
Pittsburgh	49	24	19	3	2	5	1
Pontotoc	41	24	6	6	5	15	15
Pottawatomie	50	20	20	3	0	21	6
Pushmataha	2	0	2	0	0	0	0
Rogers	29	6	6	8	7	8	9
Seminole	85	45	14	8	0	41	17
Sequoyah	12	12	0	0	0	8	4
Stephens	47	12	5	30	0	1	0

Notes: The same client may be counted in more than one category, e.g., clients can receive services under more than one contract source, in more than one "County of Residence," or may have multiple "Other Indicators." Please see Definition page for other considerations.

## Oklahoma Department of Mental Health and Substance Abuse Services

## Counts of Admitted Clients Served by Funding Source for Various Categories During FY1999

## Race: Black

	Funding Source						
	Total	Mental Health	Substance Abuse	Domestic Violence	Residential Care	Medicaid	Other
Texas	2	0	1	1	0	0	1
Tillman	18	7	10	1	0	0	1
Tulsa	1,922	735	889	291	6	357	208
Wagoner	48	27	12	4	1	20	18
Washington	89	22	20	36	0	16	20
Washita	3	0	3	0	0	0	0
Woods	3	1	1	2	0	1	0
Woodward	9	4	1	4	0	1	1
Out of State/Unknown	102	17	7	78	0	2	1
<b>Other Indicators</b>							
Dual Diagnosis	711	520	247	0	0	272	128
Homeless	775	201	261	286	9	58	73
SED (6-17)	388	223	6	0	0	63	233

Notes: The same client may be counted in more than one category, e.g., clients can receive services under more than one contract source, in more than one "County of Residence," or may have multiple "Other Indicators." Please see Definition page for other considerations.

## Oklahoma Department of Mental Health and Substance Abuse Services

## Counts of Admitted Clients Served by Funding Source for Various Categories During FY1999

## Race: White

	Total	Funding Source					
		Mental Health	Substance Abuse	Domestic Violence	Residential Care	Medicaid	Other
<b>Total</b>							
Unduplicated Count	43,162	22,592	11,389	6,452	923	8,693	9,196
<b>Agency Type</b>							
Community Mental Health	27,711	21,222	2,840	0	26	8,499	8,006
Domestic Violence and Sexual Assault	6,480	0	183	6,378	0	0	44
Hospital	1,917	1,917	0	0	0	0	0
Other	822	456	375	0	0	0	6
Residential Care	900	24	0	0	900	0	0
Substance Abuse	9,289	81	8,632	87	0	216	1,163
<b>Sex</b>							
Female	22,769	12,324	4,061	4,694	344	5,534	4,529
Male	20,393	10,268	7,328	1,758	579	3,159	4,667
<b>Age</b>							
0-04	1,171	187	126	688	0	28	306
05-17	6,324	2,822	907	1,168	0	650	2,872
18-20	1,978	934	790	327	14	137	263
21-24	2,945	1,394	1,072	611	24	359	266
25-34	9,232	4,473	3,264	1,727	117	1,538	1,117
35-44	10,858	6,037	3,530	1,343	235	2,229	1,753
45-54	6,102	3,946	1,317	440	263	1,673	1,274
55-64	2,804	1,844	319	115	169	1,078	724
65-74	1,043	655	54	21	72	507	383
75-84	478	229	9	11	28	308	169
85+	227	71	1	1	1	186	69
<b>Race</b>							
White	43,162	22,592	11,389	6,452	923	8,693	9,196
<b>Presenting Problem/Diagnosis</b>							
Alcohol Abuse	3,875	711	3,244	18	6	120	415
Developmental Disorder	2,179	1,189	44	70	172	346	1,238
Mood Disorder	13,179	10,671	1,195	31	227	3,596	2,944
Non Alcohol/Drug Related Organic	398	282	8	0	1	213	72
Other Non-Psychotic	5,014	3,570	248	4	2	1,268	1,717
Other Psychotic	3,122	2,430	201	6	299	1,063	661
Personality Disorder	236	187	33	0	0	90	38
Schizophrenia	3,345	2,514	184	0	14	1,745	1,065
Social Conditions	8,024	1,081	668	6,044	172	151	392
Substance Related	6,335	763	5,623	21	1	193	675
Deferred/No Diagnosis	829	32	480	265	52	6	18
<b>County of Residence</b>							
Adair	196	127	31	43	25	66	57
Alfalfa	79	61	1	9	3	24	2
Atoka	202	107	78	8	1	34	24
Beaver	40	34	7	2	0	10	0
Beckham	522	347	99	65	0	136	37
Blaine	216	155	27	27	0	60	9
Bryan	837	533	130	160	0	160	297
Caddo	194	120	52	18	0	20	5
Canadian	735	461	92	100	23	146	7
Carter	652	482	94	94	1	140	206
Cherokee	491	256	76	94	75	109	195

Notes: The same client may be counted in more than one category, e.g., clients can receive services under more than one contract source, in more than one "County of Residence," or may have multiple "Other Indicators." Please see Definition page for other considerations.

## Oklahoma Department of Mental Health and Substance Abuse Services

## Counts of Admitted Clients Served by Funding Source for Various Categories During FY1999

## Race: White

	Funding Source						
	Total	Mental Health	Substance Abuse	Domestic Violence	Residential Care	Medicaid	Other
Choctaw	288	151	92	49	4	53	19
Cimarron	22	16	3	2	1	5	0
Cleveland	2,734	1,275	783	191	75	513	1,072
Coal	176	50	77	18	2	42	46
Comanche	836	532	206	137	42	5	5
Cotton	56	31	25	5	1	0	0
Craig	449	199	53	28	160	145	167
Creek	711	386	200	45	1	199	210
Custer	447	319	72	60	1	118	37
Delaware	414	133	85	42	11	70	173
Dewey	72	48	11	12	2	14	3
Ellis	60	52	5	4	0	15	1
Garfield	987	634	95	226	0	121	282
Garvin	552	412	49	108	0	116	183
Grady	771	427	148	145	0	195	9
Grant	53	31	1	5	0	22	13
Greer	96	44	28	19	0	18	8
Harmon	26	9	13	6	0	0	0
Harper	51	31	2	7	0	26	1
Haskell	208	179	29	3	0	4	1
Hughes	146	102	25	18	1	30	8
Jackson	272	117	63	103	2	2	12
Jefferson	42	30	9	6	0	3	2
Johnston	241	185	28	6	1	78	77
Kay	956	509	188	114	0	181	455
Kingfisher	148	121	10	9	0	20	38
Kiowa	152	113	24	9	0	50	26
Latimer	193	96	65	11	1	23	28
LeFlore	586	349	117	122	3	11	8
Lincoln	392	144	73	24	35	193	112
Logan	331	165	135	13	2	54	80
Love	126	92	26	4	0	15	56
Major	133	111	7	8	1	40	0
Marshall	220	170	15	18	0	64	62
Mayes	479	141	96	52	90	104	111
McClain	202	93	40	18	0	49	64
McCurtain	583	224	162	219	2	73	36
McIntosh	261	99	72	16	39	66	24
Murray	255	207	36	8	3	69	85
Muskogee	896	535	220	68	25	206	20
Noble	147	60	45	19	6	24	47
Nowata	121	42	20	44	1	20	18
Okfuskee	228	95	38	13	24	102	59
Oklahoma	7,689	3,569	2,330	642	64	1,676	2,175
Okmulgee	691	282	132	101	18	263	230
Osage	319	124	127	51	3	33	71
Ottawa	487	203	109	87	1	71	143
Pawnee	235	113	89	11	0	50	69
Payne	1,068	404	331	275	2	149	320
Pittsburgh	776	547	156	68	28	83	7
Pontotoc	776	468	136	161	43	197	204
Pottawatomie	732	261	230	77	0	224	254
Pushmataha	289	106	130	43	0	36	20

Notes: The same client may be counted in more than one category, e.g., clients can receive services under more than one contract source, in more than one "County of Residence," or may have multiple "Other Indicators." Please see Definition page for other considerations.

## Oklahoma Department of Mental Health and Substance Abuse Services

## Counts of Admitted Clients Served by Funding Source for Various Categories During FY1999

## Race: White

	Funding Source						
	Total	Mental Health	Substance Abuse	Domestic Violence	Residential Care	Medicaid	Other
Roger Mills	41	15	13	15	0	2	1
Rogers	658	219	211	156	44	84	121
Seminole	596	324	89	128	1	212	123
Sequoyah	356	292	58	12	15	182	98
Stephens	479	204	108	196	18	12	6
Texas	318	227	41	50	0	86	16
Tillman	68	27	20	23	0	0	1
Tulsa	6,204	2,969	2,768	889	36	898	576
Wagoner	352	180	115	69	2	75	98
Washington	1,116	355	209	469	2	146	187
Washita	185	108	41	32	0	47	9
Woods	233	213	18	11	0	72	1
Woodward	579	478	27	86	7	175	1
Out of State/Unknown	423	130	75	219	2	3	11
<b>Other Indicators</b>							
Dual Diagnosis	3,521	2,828	1,079	0	3	917	599
Homeless	3,119	915	1,023	1,299	21	184	236
SED (6-17)	1,954	1,324	60	4	0	315	1,162

Notes: The same client may be counted in more than one category, e.g., clients can receive services under more than one contract source, in more than one "County of Residence," or may have multiple "Other Indicators." Please see Definition page for other considerations.

## Oklahoma Department of Mental Health and Substance Abuse Services

## Counts of Admitted Clients Served by Funding Source for Various Categories During FY1999

## Residential Treatment Services

	Total	Funding Source					
		Mental Health	Substance Abuse	Domestic Violence	Residential Care	Medicaid	Other
<b>Total</b>							
Unduplicated Count	6,140	2,163	3,719	0	0	401	296
<b>Agency Type</b>							
Community Mental Health	3,488	2,148	1,077	0	0	395	87
Hospital	15	15	0	0	0	0	0
Substance Abuse	2,935	0	2,782	0	0	6	209
<b>Sex</b>							
Female	2,349	919	1,270	0	0	233	66
Male	3,791	1,244	2,449	0	0	168	230
<b>Age</b>							
0-04	25	0	25	0	0	0	0
05-17	235	17	202	0	0	5	29
18-20	423	166	250	0	0	8	19
21-24	572	196	364	0	0	29	19
25-34	1,863	620	1,161	0	0	133	80
35-44	1,994	698	1,224	0	0	133	97
45-54	809	362	397	0	0	71	40
55-64	184	84	83	0	0	20	8
65-74	29	15	12	0	0	2	4
75-84	5	5	0	0	0	0	0
85+	1	0	1	0	0	0	0
<b>Race</b>							
White	4,512	1,675	2,655	0	0	306	205
Black	862	267	555	0	0	58	33
Native American	629	158	423	0	0	30	51
Hispanic	155	55	95	0	0	9	4
Asian	30	17	11	0	0	1	3
<b>Presenting Problem/Diagnosis</b>							
Alcohol Abuse	1,250	173	1,062	0	0	6	66
Developmental Disorder	9	7	0	0	0	2	1
Mood Disorder	1,347	1,014	209	0	0	154	38
Non Alcohol/Drug Related Organic	27	20	4	0	0	3	0
Other Non-Psychotic	197	147	22	0	0	34	2
Other Psychotic	463	353	72	0	0	59	15
Personality Disorder	20	15	0	0	0	7	0
Schizophrenia	460	303	66	0	0	113	26
Social Conditions	26	15	6	0	0	6	0
Substance Related	2,508	154	2,273	0	0	23	148
Deferred/No Diagnosis	75	0	75	0	0	0	0
<b>County of Residence</b>							
Adair	5	0	5	0	0	0	0
Alfalfa	2	0	2	0	0	0	0
Atoka	10	1	9	0	0	0	0
Beaver	8	1	7	0	0	0	0
Beckham	146	65	70	0	0	24	2
Blaine	55	20	35	0	0	3	2
Bryan	37	5	30	0	0	0	2
Caddo	88	4	73	0	0	3	18
Canadian	91	26	61	0	0	1	4
Carter	74	1	73	0	0	1	0

Notes: The same client may be counted in more than one category, e.g., clients can receive services under more than one contract source, in more than one "County of Residence," or may have multiple "Other Indicators." Please see Definition page for other considerations.

## Oklahoma Department of Mental Health and Substance Abuse Services

## Counts of Admitted Clients Served by Funding Source for Various Categories During FY1999

## Residential Treatment Services

	Funding Source						
	Total	Mental Health	Substance Abuse	Domestic Violence	Residential Care	Medicaid Other	
Cherokee	17	1	12	0	0	2	2
Choctaw	21	1	20	0	0	1	1
Cimarron	1	0	1	0	0	0	0
Cleveland	302	106	171	0	0	22	23
Coal	7	0	7	0	0	0	0
Comanche	108	8	97	0	0	0	3
Cotton	6	1	5	0	0	0	0
Craig	82	37	23	0	0	25	2
Creek	51	4	43	0	0	0	8
Custer	172	103	58	0	0	35	2
Delaware	63	32	28	0	0	5	1
Dewey	18	5	10	0	0	2	1
Ellis	6	1	5	0	0	0	0
Garfield	79	14	62	0	0	0	5
Garvin	31	4	28	0	0	0	1
Grady	58	21	35	0	0	0	4
Grant	1	0	1	0	0	0	0
Greer	34	17	15	0	0	3	1
Harmon	9	1	8	0	0	0	0
Harper	2	0	2	0	0	0	0
Haskell	14	1	12	0	0	0	1
Hughes	17	2	16	0	0	0	0
Jackson	47	5	42	0	0	0	4
Jefferson	6	0	6	0	0	0	0
Johnston	8	2	6	0	0	0	1
Kay	61	17	38	0	0	2	7
Kingfisher	7	2	5	0	0	0	0
Kiowa	56	32	21	0	0	10	1
Latimer	5	1	3	0	0	1	0
LeFlore	16	5	11	0	0	0	0
Lincoln	40	9	27	0	0	0	9
Logan	42	13	30	0	0	1	1
Love	17	1	16	0	0	0	0
Major	11	7	4	0	0	0	0
Marshall	9	1	7	0	0	1	0
Mayes	65	40	12	0	0	17	1
McClain	30	8	21	0	0	0	3
McCurtain	28	0	28	0	0	1	0
McIntosh	51	29	8	0	0	16	0
Murray	22	4	17	0	0	0	1
Muskogee	259	138	72	0	0	60	0
Noble	9	1	6	0	0	0	3
Nowata	16	8	4	0	0	4	1
Okfuskee	35	7	25	0	0	2	1
Oklahoma	1,638	635	1,070	0	0	7	55
Okmulgee	51	3	45	0	0	1	2
Osage	45	3	39	0	0	1	2
Ottawa	102	48	45	0	0	13	1
Pawnee	9	1	7	0	0	1	0
Payne	65	9	54	0	0	1	1
Pittsburgh	30	1	29	0	0	0	0
Pontotoc	38	2	36	0	0	0	1
Pottawatomie	110	51	60	0	0	2	4

Notes: The same client may be counted in more than one category, e.g., clients can receive services under more than one contract source, in more than one "County of Residence," or may have multiple "Other Indicators." Please see Definition page for other considerations.



Oklahoma Department of Mental Health and Substance Abuse Services  
**Counts of Admitted Clients Served by Funding Source for Various Categories During FY1999**  
**Residential Treatment Services**

	Funding Source						
	Total	Mental Health	Substance Abuse	Domestic Violence	Residential Care	Medicaid	Other
Pushmataha	10	0	10	0	0	0	0
Roger Mills	13	5	7	0	0	2	1
Rogers	120	69	34	0	0	19	3
Seminole	48	8	41	0	0	0	1
Sequoyah	15	0	15	0	0	0	0
Stephens	67	3	63	0	0	0	2
Texas	34	14	18	0	0	0	2
Tillman	15	1	14	0	0	0	0
Tulsa	1,115	393	593	0	0	89	97
Wagoner	28	1	26	0	0	0	1
Washington	155	67	66	0	0	27	3
Washita	44	24	22	0	0	2	1
Woods	20	5	15	0	0	0	0
Woodward	45	19	26	0	0	0	1
Out of State/Unknown	47	23	20	0	0	2	3
<b>Other Indicators</b>							
Dual Diagnosis	840	474	316	0	0	106	29
Homeless	901	319	611	0	0	17	19
SED (6-17)	100	14	73	0	0	0	15

Notes: The same client may be counted in more than one category, e.g., clients can receive services under more than one contract source, in more than one "County of Residence," or may have multiple "Other Indicators." Please see Definition page for other considerations.

## Oklahoma Department of Mental Health and Substance Abuse Services

## Counts of Admitted Clients Served by Funding Source for Various Categories During FY1999 SED Clients

	Total	Funding Source					Other
		Mental Health	Substance Abuse	Domestic Violence	Residential Care	Medicaid	
<b>Total</b>							
Unduplicated Count	3,652	2,227	223	144	0	585	2,163
<b>Agency Type</b>							
Community Mental Health	3,244	2,087	2	0	0	580	2,130
Domestic Violence and Sexual Assault	147	0	3	144	0	0	1
Hospital	168	168	0	0	0	0	0
Other	23	22	1	0	0	0	0
Substance Abuse	239	0	218	1	0	5	38
<b>Sex</b>							
Female	1,368	842	75	66	0	248	773
Male	2,284	1,385	148	78	0	337	1,390
<b>Age</b>							
0-04	153	62	5	18	0	16	107
05-17	3,499	2,165	218	126	0	569	2,056
<b>Race</b>							
White	2,593	1,614	150	103	0	418	1,529
Black	529	298	26	19	0	95	300
Native American	405	228	30	17	0	47	253
Hispanic	153	92	17	7	0	24	80
Asian	11	5	1	0	0	1	7
<b>Presenting Problem/Diagnosis</b>							
Alcohol Abuse	16	4	11	0	0	0	2
Developmental Disorder	1,531	977	8	0	0	248	1,006
Mood Disorder	802	549	2	0	0	144	508
Non Alcohol/Drug Related Organic	3	3	0	0	0	1	0
Other Non-Psychotic	950	587	1	0	0	150	560
Other Psychotic	47	36	0	0	0	9	25
Personality Disorder	4	2	0	0	0	0	3
Schizophrenia	12	9	0	0	0	2	6
Social Conditions	269	92	22	130	0	28	46
Substance Related	190	14	167	0	0	4	24
Deferred/No Diagnosis	35	2	18	14	0	0	1
<b>County of Residence</b>							
Adair	13	8	0	2	0	4	9
Alfalfa	3	2	0	0	0	1	1
Atoka	1	1	0	0	0	0	0
Beaver	2	2	0	0	0	0	0
Beckham	53	45	3	0	0	18	3
Blaine	44	39	0	3	0	21	0
Bryan	69	60	1	5	0	1	57
Caddo	23	17	3	2	0	4	2
Canadian	39	29	8	2	0	2	0
Carter	24	20	1	1	0	2	21
Cherokee	48	25	3	10	0	5	32
Choctaw	14	10	2	0	0	8	3
Cimarron	3	2	1	0	0	2	0
Cleveland	193	131	17	2	0	4	119
Coal	6	5	0	0	0	1	1
Comanche	86	60	3	14	0	8	3
Cotton	5	4	1	0	0	0	0

Notes: The same client may be counted in more than one category, e.g., clients can receive services under more than one contract source, in more than one "County of Residence," or may have multiple "Other Indicators." Please see Definition page for other considerations.

## Oklahoma Department of Mental Health and Substance Abuse Services

## Counts of Admitted Clients Served by Funding Source for Various Categories During FY1999

## SED Clients

	Funding Source						
	Total	Mental Health	Substance Abuse	Domestic Violence	Residential Care	Medicaid	Other
Craig	58	30	0	0	0	0	47
Creek	79	57	3	1	0	30	63
Custer	28	22	1	1	0	13	2
Delaware	97	34	2	1	0	0	85
Dewey	7	5	2	0	0	1	0
Ellis	5	4	0	1	0	3	0
Garfield	193	169	1	2	0	4	164
Garvin	42	38	2	0	0	1	36
Grady	21	14	7	1	0	0	0
Grant	4	4	0	0	0	0	3
Greer	4	2	1	0	0	3	0
Harmon	4	2	2	0	0	0	0
Haskell	9	8	1	0	0	0	0
Hughes	2	2	0	0	0	1	0
Jackson	11	6	2	3	0	0	0
Jefferson	3	3	0	0	0	0	1
Johnston	8	8	0	0	0	1	8
Kay	157	65	2	2	0	0	130
Kingfisher	19	18	0	0	0	3	10
Kiowa	21	17	2	0	0	12	0
Latimer	4	3	0	0	0	0	1
LeFlore	7	1	5	1	0	0	0
Lincoln	19	10	0	1	0	13	4
Logan	27	21	2	0	0	7	20
Love	12	6	2	0	0	0	8
Major	3	3	0	0	0	2	0
Marshall	9	7	0	2	0	0	5
Mayes	75	40	3	0	0	0	44
McClain	26	20	2	0	0	2	13
McCurtain	24	17	3	5	0	2	0
McIntosh	9	5	1	1	0	2	3
Murray	15	13	0	0	0	4	11
Muskogee	160	144	7	6	0	5	0
Noble	9	5	1	1	0	0	7
Nowata	12	8	1	0	0	0	5
Okfuskee	49	21	1	1	0	25	35
Oklahoma	570	255	40	17	0	81	418
Okmulgee	233	103	3	4	0	120	173
Osage	16	5	1	0	0	1	13
Ottawa	140	63	0	8	0	0	130
Pawnee	20	14	1	1	0	0	16
Payne	92	43	3	9	0	4	75
Pittsburgh	20	11	9	0	0	0	0
Pontotoc	35	30	1	1	0	2	30
Pottawatomie	16	7	2	1	0	5	4
Pushmataha	13	3	9	0	0	0	1
Roger Mills	1	1	0	0	0	0	0
Rogers	27	21	1	2	0	0	6
Seminole	35	26	0	3	0	7	26
Sequoyah	29	23	0	1	0	7	9
Stephens	10	4	1	5	0	0	0
Texas	10	9	1	0	0	5	1
Tillman	1	1	0	0	0	0	0

Notes: The same client may be counted in more than one category, e.g., clients can receive services under more than one contract source, in more than one "County of Residence," or may have multiple "Other Indicators." Please see Definition page for other considerations.

Oklahoma Department of Mental Health and Substance Abuse Services  
**Counts of Admitted Clients Served by Funding Source for Various Categories During FY1999**  
**SED Clients**

	Funding Source						
	Total	Mental Health	Substance Abuse	Domestic Violence	Residential Care	Medicaid	Other
Tulsa	420	197	43	8	0	107	268
Wagoner	6	4	1	1	0	1	2
Washington	118	92	5	5	0	0	47
Washita	14	10	0	4	0	9	0
Woods	14	12	2	0	0	9	0
Woodward	26	23	2	0	0	14	1
Out of State/Unknown	9	2	0	7	0	0	0
<b>Other Indicators</b>							
Dual Diagnosis	31	24	0	0	0	3	21
Homeless	203	40	5	40	0	5	123
SED (6-17)	2,702	1,760	79	5	0	437	1,647

Notes: The same client may be counted in more than one category, e.g., clients can receive services under more than one contract source, in more than one "County of Residence," or may have multiple "Other Indicators." Please see Definition page for other considerations.

## Oklahoma Department of Mental Health and Substance Abuse Services

## Counts of Admitted Clients Served by Funding Source for Various Categories During FY1999

## Sex: Female Clients

	Total	Funding Source					
		Mental Health	Substance Abuse	Domestic Violence	Residential Care	Medicaid	Other
<b>Total</b>							
Unduplicated Count	29,730	15,094	5,636	6,745	431	7,088	5,794
<b>Agency Type</b>							
Community Mental Health	19,088	14,412	1,352	0	13	6,882	5,261
Domestic Violence and Sexual Assault	6,701	0	58	6,669	0	0	35
Hospital	913	913	0	0	0	0	0
Other	418	290	136	0	0	0	4
Residential Care	419	8	0	0	419	0	0
Substance Abuse	4,718	41	4,380	88	0	224	509
<b>Sex</b>							
Female	29,730	15,094	5,636	6,745	431	7,088	5,794
<b>Age</b>							
0-04	902	105	91	599	0	19	183
05-17	4,103	1,587	558	1,030	0	412	1,687
18-20	1,325	615	332	426	5	117	181
21-24	2,045	923	502	697	10	303	185
25-34	6,427	2,962	1,694	1,920	40	1,243	719
35-44	7,298	3,979	1,780	1,499	97	1,759	1,003
45-54	4,086	2,733	524	438	106	1,384	805
55-64	2,055	1,384	129	103	102	927	489
65-74	865	544	20	22	53	465	330
75-84	414	188	5	10	18	288	149
85+	210	74	1	1	0	171	63
<b>Race</b>							
White	22,769	12,324	4,061	4,694	344	5,534	4,529
Black	3,614	1,514	825	821	48	1,008	673
Native American	2,513	843	661	818	30	403	423
Hispanic	1,051	429	154	393	8	142	152
Asian	139	76	8	37	3	23	20
<b>Presenting Problem/Diagnosis</b>							
Alcohol Abuse	1,378	285	1,094	12	0	118	127
Developmental Disorder	997	471	30	71	81	179	516
Mood Disorder	10,081	7,994	699	27	104	3,283	2,317
Non Alcohol/Drug Related Organic	231	156	3	0	0	138	43
Other Non-Psychotic	3,536	2,434	158	1	0	1,030	1,171
Other Psychotic	2,033	1,565	101	4	148	835	440
Personality Disorder	178	139	19	0	0	77	33
Schizophrenia	1,967	1,414	75	0	6	1,173	535
Social Conditions	7,719	702	467	6,372	78	138	322
Substance Related	3,319	365	3,004	21	1	188	305
Deferred/No Diagnosis	537	15	247	248	28	3	11
<b>County of Residence</b>							
Adair	161	90	20	56	13	46	37
Alfalfa	53	40	1	9	2	15	0
Atoka	144	70	60	7	1	31	19
Beaver	22	19	2	1	0	3	0
Beckham	330	225	39	58	0	102	22
Blaine	145	111	14	20	0	49	7
Bryan	542	323	51	150	0	128	163
Caddo	173	93	41	31	0	21	12

Notes: The same client may be counted in more than one category, e.g., clients can receive services under more than one contract source, in more than one "County of Residence," or may have multiple "Other Indicators." Please see Definition page for other considerations.

## Oklahoma Department of Mental Health and Substance Abuse Services

## Counts of Admitted Clients Served by Funding Source for Various Categories During FY1999

## Sex: Female Clients

	Funding Source						
	Total	Mental Health	Substance Abuse	Domestic Violence	Residential Care	Medicaid	Other
Canadian	501	305	40	102	13	111	4
Carter	423	296	45	95	0	123	99
Cherokee	435	206	39	160	38	88	148
Choctaw	199	114	50	46	1	45	8
Cimarron	20	14	3	2	1	4	1
Cleveland	1,607	794	345	209	37	369	595
Coal	100	38	41	9	0	35	27
Comanche	761	465	109	233	29	3	1
Cotton	28	17	9	6	0	0	0
Craig	228	92	22	21	73	83	77
Creek	396	230	70	40	0	121	113
Custer	306	211	20	69	1	92	21
Delaware	250	79	31	38	0	64	98
Dewey	49	25	9	14	1	9	3
Ellis	29	26	0	3	0	6	0
Garfield	592	378	39	166	0	85	143
Garvin	354	256	19	80	0	86	114
Grady	551	301	83	145	0	177	5
Grant	24	15	0	2	0	10	6
Greer	60	31	11	16	0	14	5
Harmon	18	8	6	4	0	0	0
Harper	29	19	0	4	0	15	1
Haskell	136	120	12	5	0	1	1
Hughes	106	77	13	17	0	24	5
Jackson	219	97	32	100	2	1	5
Jefferson	20	12	2	6	0	2	1
Johnston	155	119	10	7	0	64	47
Kay	600	309	60	130	0	139	266
Kingfisher	101	81	5	7	0	20	30
Kiowa	119	90	14	12	0	43	17
Latimer	134	58	49	9	1	22	22
LeFlore	361	182	69	112	1	10	4
Lincoln	250	81	34	23	4	157	65
Logan	208	108	75	14	2	44	57
Love	77	57	10	4	0	14	36
Major	67	57	1	6	0	23	0
Marshall	155	113	5	26	0	53	35
Mayes	274	77	39	47	39	80	54
McClain	112	51	15	18	0	28	27
McCurtain	446	172	86	210	1	71	20
McIntosh	165	64	41	14	22	51	12
Murray	173	141	22	6	1	53	54
Muskogee	708	351	170	105	13	224	23
Noble	88	37	17	18	2	21	31
Nowata	102	24	14	53	0	16	10
Okfuskee	147	60	13	16	23	66	33
Oklahoma	6,043	2,638	1,365	909	21	1,542	1,751
Okmulgee	489	179	61	129	10	190	122
Osage	198	75	74	37	0	32	50
Ottawa	313	112	34	100	0	55	91
Pawnee	163	84	47	17	0	41	54
Payne	589	232	112	195	1	104	193
Pittsburgh	511	355	81	65	19	64	4

Notes: The same client may be counted in more than one category, e.g., clients can receive services under more than one contract source, in more than one "County of Residence," or may have multiple "Other Indicators." Please see Definition page for other considerations.

## Oklahoma Department of Mental Health and Substance Abuse Services

## Counts of Admitted Clients Served by Funding Source for Various Categories During FY1999

## Sex: Female Clients

	Funding Source						
	Total	Mental Health	Substance Abuse	Domestic Violence	Residential Care	Medicaid	Other
Pontotoc	509	297	64	139	20	151	121
Pottawatomie	461	154	110	80	0	176	162
Pushmataha	175	68	62	40	0	21	7
Roger Mills	22	5	3	15	0	0	0
Rogers	409	125	94	141	21	67	75
Seminole	417	218	52	100	0	172	80
Sequoyah	213	171	29	15	4	118	48
Stephens	347	109	39	209	9	12	2
Texas	255	165	11	81	0	58	5
Tillman	60	24	16	19	0	0	3
Tulsa	4,158	2,091	1,331	899	18	830	269
Wagoner	250	122	65	72	1	68	69
Washington	809	229	108	424	0	133	116
Washita	108	63	12	26	0	34	6
Woods	142	130	5	12	0	55	1
Woodward	367	293	6	77	2	111	0
Out of State/Unknown	374	69	22	282	1	1	3
<b>Other Indicators</b>							
Dual Diagnosis	1,825	1,426	568	0	1	570	324
Homeless	2,384	442	453	1,514	14	127	121
SED (6-17)	1,002	657	30	4	0	176	585

Notes: The same client may be counted in more than one category, e.g., clients can receive services under more than one contract source, in more than one "County of Residence," or may have multiple "Other Indicators." Please see Definition page for other considerations.

## Oklahoma Department of Mental Health and Substance Abuse Services

## Counts of Admitted Clients Served by Funding Source for Various Categories During FY1999

## Sex: Male Clients

	Total	Funding Source					
		Mental Health	Substance Abuse	Domestic Violence	Residential Care	Medicaid	Other
<b>Total</b>							
Unduplicated Count	27,755	13,013	10,483	2,683	747	4,187	6,223
<b>Agency Type</b>							
Community Mental Health	16,276	11,998	2,443	0	21	4,143	5,139
Domestic Violence and Sexual Assault	2,783	0	212	2,664	0	0	30
Hospital	1,663	1,663	0	0	0	0	0
Other	625	235	395	0	0	0	2
Residential Care	728	25	0	0	728	0	0
Substance Abuse	8,597	58	8,034	23	0	51	1,063
<b>Sex</b>							
Male	27,755	13,013	10,483	2,683	747	4,187	6,223
<b>Age</b>							
0-04	1,010	147	114	620	0	20	234
05-17	5,174	2,178	835	870	0	499	2,448
18-20	1,365	599	749	55	15	82	187
21-24	1,874	838	982	148	24	164	171
25-34	5,854	2,635	2,903	497	114	752	733
35-44	7,042	3,512	3,236	343	228	1,252	1,207
45-54	3,596	2,020	1,340	112	210	769	723
55-64	1,269	765	276	29	106	381	349
65-74	381	231	42	7	33	154	115
75-84	146	77	5	2	16	81	46
85+	44	11	1	0	1	33	10
<b>Race</b>							
White	20,393	10,268	7,328	1,758	579	3,159	4,667
Black	3,986	1,514	1,623	396	117	666	835
Native American	2,642	915	1,250	333	34	259	514
Hispanic	991	384	332	195	16	92	190
Asian	120	57	32	16	4	27	25
<b>Presenting Problem/Diagnosis</b>							
Alcohol Abuse	4,154	643	3,576	17	9	67	432
Developmental Disorder	2,069	1,135	31	16	136	287	1,288
Mood Disorder	5,675	4,616	762	8	171	1,091	1,237
Non Alcohol/Drug Related Organic	259	186	10	0	1	127	43
Other Non-Psychotic	2,860	1,980	158	3	2	529	1,118
Other Psychotic	2,171	1,690	191	2	252	577	377
Personality Disorder	108	84	21	0	0	30	18
Schizophrenia	2,862	2,191	249	0	14	1,406	875
Social Conditions	3,691	602	468	2,491	141	62	224
Substance Related	5,682	597	5,043	7	1	71	629
Deferred/No Diagnosis	684	24	481	140	40	5	9
<b>County of Residence</b>							
Adair	115	70	29	24	18	32	34
Alfalfa	30	24	1	0	1	10	2
Atoka	126	59	64	1	0	9	11
Beaver	19	15	6	1	0	7	0
Beckham	283	170	84	23	0	48	17
Blaine	123	79	31	10	0	24	4
Bryan	468	313	108	45	0	59	188
Caddo	209	89	109	6	0	6	16

Notes: The same client may be counted in more than one category, e.g., clients can receive services under more than one contract source, in more than one "County of Residence," or may have multiple "Other Indicators." Please see Definition page for other considerations.



## Oklahoma Department of Mental Health and Substance Abuse Services

## Counts of Admitted Clients Served by Funding Source for Various Categories During FY1999

## Sex: Male Clients

	Funding Source						
	Total	Mental Health	Substance Abuse	Domestic Violence	Residential Care	Medicaid	Other
Canadian	359	213	83	24	14	56	6
Carter	397	312	76	21	1	58	157
Cherokee	291	124	71	44	54	45	100
Choctaw	206	98	86	21	3	37	19
Cimarron	9	7	2	0	0	3	0
Cleveland	1,643	677	594	29	47	220	661
Coal	100	25	48	9	2	10	20
Comanche	655	374	234	53	32	10	7
Cotton	45	20	21	5	1	0	0
Craig	346	164	48	11	130	113	135
Creek	455	225	175	23	1	111	130
Custer	288	185	77	33	0	58	27
Delaware	280	88	83	16	12	22	124
Dewey	39	28	10	1	1	6	1
Ellis	31	26	5	1	0	9	1
Garfield	565	342	71	121	1	61	188
Garvin	315	238	40	53	0	51	117
Grady	368	203	105	29	0	66	6
Grant	32	18	1	4	0	12	8
Greer	53	19	25	7	0	7	4
Harmon	23	8	10	7	0	0	0
Harper	26	15	2	3	0	13	0
Haskell	90	71	20	1	0	3	1
Hughes	76	50	18	9	1	8	3
Jackson	194	73	74	52	2	2	10
Jefferson	28	21	8	2	0	1	2
Johnston	128	97	21	1	1	21	52
Kay	552	269	176	23	0	64	265
Kingfisher	61	48	9	3	0	4	13
Kiowa	92	63	22	4	0	22	12
Latimer	103	55	32	4	0	7	14
LeFlore	318	204	85	34	2	1	5
Lincoln	230	88	56	9	38	90	67
Logan	207	84	108	7	0	22	34
Love	67	48	17	1	0	4	32
Major	69	57	6	2	1	17	0
Marshall	103	77	14	6	0	22	36
Mayes	348	110	84	22	80	45	89
McClain	120	59	35	1	0	24	45
McCurtain	381	132	150	107	3	46	36
McIntosh	148	53	42	4	29	32	14
Murray	114	93	20	2	3	26	41
Muskogee	602	369	157	39	23	88	6
Noble	106	36	50	6	5	9	31
Nowata	73	28	23	15	1	8	13
Okfuskee	233	83	60	1	46	91	62
Oklahoma	5,530	2,244	2,212	314	61	943	1,526
Okmulgee	478	195	133	33	15	163	180
Osage	222	75	120	24	3	9	34
Ottawa	328	134	104	42	1	27	104
Pawnee	170	62	89	7	0	12	38
Payne	700	225	315	141	2	65	180
Pittsburgh	453	278	159	16	17	38	6

Notes: The same client may be counted in more than one category, e.g., clients can receive services under more than one contract source, in more than one "County of Residence," or may have multiple "Other Indicators." Please see Definition page for other considerations.

## Oklahoma Department of Mental Health and Substance Abuse Services

## Counts of Admitted Clients Served by Funding Source for Various Categories During FY1999

## Sex: Male Clients

	Funding Source						
	Total	Mental Health	Substance Abuse	Domestic Violence	Residential Care	Medicaid	Other
Pontotoc	429	242	106	75	30	84	118
Pottawatomie	448	148	210	21	0	94	122
Pushmataha	146	44	82	13	0	17	16
Roger Mills	28	10	12	7	0	2	1
Rogers	400	136	162	70	32	40	77
Seminole	419	227	89	73	1	131	95
Sequoyah	201	161	43	2	12	90	63
Stephens	254	125	88	63	10	3	4
Texas	157	87	42	30	0	34	17
Tillman	40	18	17	7	0	0	0
Tulsa	4,862	1,883	2,819	454	26	524	609
Wagoner	197	102	78	20	2	33	62
Washington	616	207	171	193	2	52	121
Washita	98	49	39	13	0	14	4
Woods	107	94	18	3	0	22	1
Woodward	245	206	25	20	5	67	2
Out of State/Unknown	241	91	72	82	1	4	10
<b>Other Indicators</b>							
Dual Diagnosis	2,759	2,210	853	0	2	716	472
Homeless	2,279	765	1,046	556	21	141	220
SED (6-17)	1,729	1,131	49	1	0	261	1,066

Notes: The same client may be counted in more than one category, e.g., clients can receive services under more than one contract source, in more than one "County of Residence," or may have multiple "Other Indicators." Please see Definition page for other considerations.

## Oklahoma Department of Mental Health and Substance Abuse Services

## Counts of Admitted Clients Served by Funding Source for Various Categories During FY1999 SMI Clients

	Total	Funding Source					
		Mental Health	Substance Abuse	Domestic Violence	Residential Care	Medicaid	Other
<b>Total</b>							
Unduplicated Count	23,167	16,936	4,059	970	1,168	8,616	5,063
<b>Agency Type</b>							
Community Mental Health	20,662	16,128	2,510	0	34	8,577	4,849
Domestic Violence and Sexual Assault	993	0	38	960	0	0	11
Hospital	2,043	2,043	0	0	0	0	0
Other	132	56	82	0	0	0	0
Residential Care	1,137	32	0	0	1,137	0	0
Substance Abuse	2,141	92	1,982	13	0	58	211
<b>Sex</b>							
Female	12,785	9,323	1,610	864	427	5,304	2,724
Male	10,382	7,613	2,449	106	741	3,312	2,339
<b>Age</b>							
18-20	727	584	162	48	19	126	161
21-24	1,309	991	309	115	34	338	167
25-34	5,012	3,617	1,243	359	154	1,622	778
35-44	7,406	5,430	1,563	330	322	2,661	1,527
45-54	4,960	3,739	634	99	313	1,981	1,227
55-64	2,440	1,749	124	15	207	1,168	725
65-74	940	631	21	4	85	487	361
75-84	297	164	2	0	34	176	102
85+	76	31	1	0	0	57	15
<b>Race</b>							
White	18,472	13,661	3,097	759	914	6,638	4,148
Black	3,106	2,101	593	98	164	1,359	549
Native American	1,414	891	336	89	64	459	264
Hispanic	533	382	86	31	24	150	85
Asian	123	96	10	0	7	47	21
<b>Presenting Problem/Diagnosis</b>							
Alcohol Abuse	1,321	413	1,004	4	9	98	121
Developmental Disorder	377	115	0	13	213	80	34
Mood Disorder	10,404	8,416	1,135	8	274	3,431	2,102
Non Alcohol/Drug Related Organic	348	237	11	0	1	198	63
Other Non-Psychotic	2,043	1,611	143	1	2	755	359
Other Psychotic	3,765	2,870	257	4	398	1,353	769
Personality Disorder	234	191	22	0	0	103	41
Schizophrenia	4,729	3,524	321	0	20	2,550	1,390
Social Conditions	1,379	188	77	914	216	54	37
Substance Related	1,752	422	1,461	5	2	121	165
Deferred/No Diagnosis	189	23	80	23	68	5	6
<b>County of Residence</b>							
Adair	136	116	20	4	31	66	49
Alfalfa	39	30	0	1	3	19	1
Atoka	85	76	10	2	1	17	2
Beaver	20	19	1	0	0	9	0
Beckham	248	207	24	7	0	96	28
Blaine	115	98	13	2	0	42	11
Bryan	289	243	15	15	0	137	78
Caddo	108	87	14	2	0	17	2
Canadian	426	304	27	10	26	138	4

Notes: The same client may be counted in more than one category, e.g., clients can receive services under more than one contract source, in more than one "County of Residence," or may have multiple "Other Indicators." Please see Definition page for other considerations.

## Oklahoma Department of Mental Health and Substance Abuse Services

## Counts of Admitted Clients Served by Funding Source for Various Categories During FY1999

## SMI Clients

	Funding Source						
	Total	Mental Health	Substance Abuse	Domestic Violence	Residential Care	Medicaid	Other
Carter	379	358	26	11	1	140	131
Cherokee	347	220	32	17	91	108	160
Choctaw	134	120	9	6	4	54	5
Cimarron	11	9	0	1	1	4	0
Cleveland	1,229	743	142	29	82	520	601
Coal	37	31	4	1	2	10	5
Comanche	409	354	42	17	59	3	1
Cotton	17	14	4	1	1	0	0
Craig	406	205	14	6	203	194	150
Creek	394	278	41	7	1	189	130
Custer	280	242	27	9	1	116	41
Delaware	150	75	10	6	12	69	37
Dewey	32	26	3	2	2	9	4
Ellis	18	17	1	0	0	7	1
Garfield	500	394	35	41	1	134	98
Garvin	248	212	17	28	0	100	73
Grady	432	316	24	40	0	193	5
Grant	35	23	0	0	0	18	8
Greer	36	28	2	3	0	17	6
Harmon	7	6	2	0	0	0	0
Harper	33	19	0	0	0	26	1
Haskell	107	102	5	2	0	1	1
Hughes	101	92	7	4	1	27	3
Jackson	90	75	10	8	2	2	1
Jefferson	15	13	2	0	0	2	1
Johnston	144	120	8	4	1	63	39
Kay	411	278	85	18	0	156	240
Kingfisher	108	93	7	1	0	16	28
Kiowa	111	100	5	2	0	46	26
Latimer	52	47	3	1	1	15	0
LeFlore	240	221	8	11	2	5	1
Lincoln	219	112	34	1	42	102	74
Logan	199	156	27	4	2	58	65
Love	55	50	4	2	0	14	23
Major	60	51	3	0	1	24	0
Marshall	125	104	4	2	0	66	28
Mayes	296	102	20	7	119	103	60
McClain	95	50	6	2	0	38	33
McCurtain	216	192	18	13	4	96	5
McIntosh	175	76	12	2	50	65	2
Murray	168	146	16	3	4	59	56
Muskogee	628	388	88	25	36	256	14
Noble	62	33	11	3	7	23	27
Nowata	56	33	6	5	1	21	15
Okfuskee	230	104	12	2	69	121	48
Oklahoma	5,274	3,502	1,216	145	82	1,927	1,290
Okmulgee	356	204	49	19	25	186	86
Osage	142	95	33	7	3	35	43
Ottawa	211	126	27	16	1	73	38
Pawnee	112	77	21	2	0	45	42
Payne	389	278	64	30	3	134	222
Pittsburgh	296	249	20	6	36	63	3
Pontotoc	478	381	41	35	50	200	140

Notes: The same client may be counted in more than one category, e.g., clients can receive services under more than one contract source, in more than one "County of Residence," or may have multiple "Other Indicators." Please see Definition page for other considerations.

Oklahoma Department of Mental Health and Substance Abuse Services  
**Counts of Admitted Clients Served by Funding Source for Various Categories During FY1999**  
**SMI Clients**

	<b>Funding Source</b>						
	<b>Total</b>	<b>Mental Health</b>	<b>Substance Abuse</b>	<b>Domestic Violence</b>	<b>Residential Care</b>	<b>Medicaid</b>	<b>Other</b>
Pottawatomie	348	216	62	8	0	130	117
Pushmataha	63	56	6	3	0	23	1
Roger Mills	11	7	2	2	0	2	1
Rogers	317	179	40	22	53	102	107
Seminole	384	265	32	16	1	228	75
Sequoyah	287	269	22	0	16	187	96
Stephens	130	108	8	11	19	12	4
Texas	87	77	4	3	0	47	1
Tillman	28	23	4	1	0	0	1
Tulsa	4,300	3,183	1,544	171	44	1,177	163
Wagoner	223	167	55	11	3	84	91
Washington	447	252	50	59	2	160	140
Washita	77	59	7	3	0	27	8
Woods	90	87	4	1	0	42	2
Woodward	209	185	5	12	7	102	1
Out of State/Unknown	123	90	14	22	2	4	3
<b>Other Indicators</b>							
Dual Diagnosis	3,895	3,088	1,247	0	3	1,217	707
Homeless	1,693	972	686	219	35	236	144

Notes: The same client may be counted in more than one category, e.g., clients can receive services under more than one contract source, in more than one "County of Residence," or may have multiple "Other Indicators." Please see Definition page for other considerations.

## Definitions of Terms and Categorization Variables

---

The following are definitions of terms and categorization variables used in this Data Book report.

### Admitted Clients Served

Admitted Clients Served had an admission transaction in the ICIS before or during the report year and had received a service during the year. They are counted only once in the total for each level of aggregation. This is called an unduplicated count.

### Age

Client age is computed using the client's age at the middle of the fiscal year.

### Contacts

Individuals are counted as contacts when they call or visit an agency, but are not admitted.

### Funding Source

Funding Source helps identify the payment source of services. Frequently, clients receive services under multiple funding sources. The funding source categories for this report were Mental Health, Substance Abuse, Domestic Violence, Residential Care, Medicaid, and Other.

### ICIS

The Oklahoma Department of Mental Health and Substance Abuse Services maintains an agency-wide database, the Integrated Client Information System (ICIS), to which all Department-funded services and transactions are reported. The ICIS contains demographic and service information about clients and agencies.

### List of Agencies by Type

The following is a list of agencies by type that provided data during the Fiscal Year 1999:

**AGENCY TYPE****AGENCY NAME****Community Mental Health**

ASSOCIATED CENTERS FOR THERAPY, INC.  
BILL WILLIS MENTAL HEALTH  
CARL ALBERT CMHC  
CENTRAL OKLAHOMA CMHC  
CHISHOLM TRAIL COUNSELING SERVICES  
COMMUNITY COUNSELING CENTER  
CREEKS MENTAL HEALTH SERVICES  
EDWIN FAIR CMHC  
GRAND LAKE M.H.C.  
GREEN COUNTRY BEHAVIORAL HEALTH SERVICES  
HOPE COMMUNITY SERVICES, INC.  
JIM TALIAFERRO CMHC  
MENTAL HEALTH SERVICES OF SOUTHERN OKLAHOMA  
NORTH CARE CENTER  
OK COUNTY CRISIS INTERVENTION CENTER  
PARKSIDE, INC.  
RED ROCK BEHAVIORAL HEALTH SERVICES  
RED ROCK WEST  
WESTERN STATE PSYCHIATRIC CENTER  
WHEATLAND MENTAL HEALTH CENTER, INC.

**Domestic Violence and Sexual Assault**

ACMI HOUSE INC  
ACTION ASSOCIATES, INC.  
CALL RAPE INC.  
COMMUNITY CRISIS CENTER, INC.  
CRISIS CONTROL CENTER  
DOMESTIC VIOLENCE PROGRAM OF NORTH CENTRAL OK.  
DOMESTIC VIOLENCE INTERVENTION SERVICES  
FAMILY CRISIS & COUNSELING CENTER  
FAMILY CRISIS CENTER, INC.  
FAMILY RESOURCE CENTER  
FAMILY SHELTER  
HELP-IN-CRISIS, INC.  
N.W. DOMESTIC CRISIS SERVICES  
NEW DIRECTIONS, INC.  
OKLMULGEE COUNTY FAMILY RESOURCE CENTER INC.  
PROJECT SAFE, INC.  
ROGERS COUNTY COMMUNITY SERVICES  
S.O.S. FOR FAMILIES  
STEPHENS COUNTY VOLUNTEERS FOR CRISIS INTERVENTION  
STILLWATER DOMESTIC VIOLENCE SERVICE INC.  
TULSA SEXUAL ASSAULT NURSE EXAMINERS PROGRAM  
WOMEN IN SAFE HOMES, INC.  
WOMEN'S CRISIS SERVICES  
WOMEN'S SERVICE & FAMILY RESOURCE CENTER  
WOMENS RESOURCE CENTER

AGENCY TYPE	AGENCY NAME
<b>Hospitals</b>	YWCA CRISIS CENTER YWCA OF OKC CRISIS SERVICES  EASTERN STATE HOSPITAL GRIFFIN MEMORIAL HOSPITAL OKLAHOMA YOUTH CENTER
<b>Other Agencies</b>	CENTER FOR CHILDREN & FAMILIES DIVORCE VISITATION ARBITRATION GREAT PLAINS IMPROVEMENT FND. HIV RESOURCE CONSORTIUM HOMINY HEALTH SRVCS CENTTER INC. PEOPLE INCORPORATED PROJECT HEARTLAND SAFE HAVEN TRANSITION HOUSE INC. TULSA METROPOLITAN MINISTRY
<b>Residential Care</b>	ADA RESIDENTIAL CARE BOLEY RESIDENTIAL CARE HOME BOLEY RESIDENTIAL CARE HOME II CLETA'S COTTAGE COPP'S RESIDENTIAL CARE, INC. COUNTRY LANE RESIDENTIAL CARE HOME DON MENTZER FACILITY DOW RESIDENTIAL CARE HOME DUNCAN COMMUNITY RESIDENCE INC DYCO PROPERTIES, INC. EDNA LEE'S RESIDENTIAL CARE EL RENO RESIDENTIAL CARE ELM TREE HOUSE FAIR OAKS GOLDEN YEARS GREEN ACRES HAV-TAPINC DBA, THE HARBOR HIGH CEDAR RESIDENTIAL CARE LAKE FRANCIS RETIREMENT CENTER LARI'S RESIDENTIAL CARE MILLER COZY HOME, INC. NORTH FORK RESIDENTIAL CARE ORCHARD GROVE PADEN RESIDENTIAL CARE RAMBLING ROSE RESIDENTIAL CARE SANTE FE RESIDENTIAL CARE



**AGENCY TYPE****AGENCY NAME**

---

**Substance Abuse**

SHERRYS OLD FASHIONED R & B  
SOUTHWEST RETIREMENT HOME, INC  
SUGAR MOUNTAIN RETREAT  
SUNNY ACRES BOARDING MANOR, INC.  
SUNNY ACRES RESIDENTIAL CARE

ADA AREA CHEMICAL DEPENDENCY CENTER, INC.  
ALPHA II, INC.  
BILL JOHNSON C.C.  
BRIDGEWAY  
CAA TURNING POINT  
CARE FOR CHANGE, INC.  
CBTI-CREEK COUNTY  
COMMUNITY ALCOHOLISM SERVICES  
CROSSROADS INCORPORATED  
DRUG RECOVERY, INC.  
EAGLE RIDGE INSTITUTE  
EDMOND FAMILY SERVICES, INC.  
FIRST WINGS OF FREEDOM  
GATEWAY TO PREVENTION/RECOVERY  
HOUSE OF HOPE, INC.  
INDIAN HEALTH CARE RESOURCE CENTER  
KEY OF LIFE - SPTU  
KIAMICHI COUNCIL ON ALCOHOLISM  
L.A.R.C.  
LASTSTOP  
LEFLORE COUNTY YOUTH & FAMILY SERVICES, INC.  
LIFE IMPROVEMENT CENTER  
LOGAN COUNTY YOUTH AND FAMILY SERVICES INC.  
METRO TULSA SUBSTANCE ABUSE SERVICES  
MONARCH, INC.  
MOORE ALCOHOL AND DRUG CENTER  
MUSKOGEE COUNTY COUNCIL YOUTH SERVICES  
MUSKOGEE INTERVENTION PROGRAM  
N.E. OK COUNCIL ON ALCOHOLISM  
NAIC CENTER OF OKLAHOMA ALCOHOL & DRUG SERVICES, INC.  
NATIVE AMERICAN CENTER OF RECOVERY  
NEW HOPE OF MANGUM  
NORMAN ALCOHOL AND DRUG TREATMENT CENTER  
NW SUBSTANCE TREATMENT CENTER  
OPPORTUNITIES, INC.  
PALMER DRUG ABUSE PROGRAM INC.  
PAYNE COUNTY COUNSELING SERVICES, INC.  
ROADBACK, INC.  
ROGERS COUNTY DRUG ABUSE PROGRAM, INC.  
S.W. YOUTH & FAMILY SERVICES  
SECOND CHANCE CDU  
SOAARR, INC.

## AGENCY TYPE

## AGENCY NAME

---

STARTING POINT II, INC.  
STREET SCHOOL, INC.  
THE NEXT STEP NETWORK, INC.  
THE OAKS BEHAVIORAL HEALTH CENTER  
THE REFERRAL CENTER  
TOTAL LIFE COUNSELING  
TRI-CITY SUBSTANCE ABUSE CENTER  
TRI-CITY YOUTH & FAMILY CENTER  
TULSA DRUG COURT TREATMENT CENTER  
TURNING POINT  
TWELVE & TWELVE, INC.  
VINITA ALCOHOL AND DRUG TREATMENT CENTER

## ODMHSAS

Refers to the Oklahoma Department of Mental Health and Substance Abuse Services.

## Other Indicators

There are several groups of clients that are of special interest because they have special treatment needs, state or federal requirements regarding their placement or the services they receive, or because they are part of a priority population. The definitions of these groups and criteria for their selection are provided below:

- Deaf and Hearing Impaired  
Clients who are deaf, hard of hearing, or indicated the need for an interpreter for the deaf were grouped to form the Deaf and Hearing Impaired category.
- Homeless  
A homeless person under ICIS criteria is a person who: (a) lacks a fixed, regular and adequate night time residence AND (b) has a primary night time residence that is a supervised publicly or privately operated shelter designed to provide temporary living accommodations including welfare hotels, congregate shelters, halfway houses, and transitional housing for the mentally ill; or an institution that provides a temporary residence for individuals intended to be institutionalized; or a public or private place not designed for, or ordinarily used as, a regular sleeping accommodation for human beings, not limited to people living on the streets. Individuals are considered homeless if they have lost their permanent residence, and are temporarily living in a shelter to avoid being on the street. Prisoners being released or in the custody of a correctional facility are not

considered homeless at the time of admission for treatment. The definition also excludes persons in a hospital, residential care facility, commercial hotel/motel, supervised apartment, or living with parent/other relative (even if only temporarily). The definition does include domestic violence and sexual assault shelters, as the persons have fled a residence that is not adequate (i.e., not safe).

- Legal Status

Legal Status has three categories; Voluntary, Civil Involuntary, and Criminal Involuntary. The categories of legal status (with ICIS codes) are as follows:

**Voluntary.** These clients enter treatment voluntarily and are coded Voluntary Admission (01), Court Voluntary (02), Informal Admission (16), or Other (18).

**Civil Involuntary.** These clients are required by the court system to receive services, even though they may be reluctant. They are coded Court Commitment (03), Order of Detention (06), Juvenile Court Order (07), Transfer – Other Legal Entity (08), Court Ordered Juveniles in Need of Treatment, DHS given custody (10), Court Ordered Juveniles in Need of Treatment Parental Custody Retained (11), Emergency Detention (12), Continued Court Detention (13), 28-Day Court Commitment (14), or Protective Custody (17).

**Criminal Involuntary.** These clients are required to receive services because they have been accused of or have committed a crime. Codes include the following; Incompetent to Stand Trial (04), Not Guilty by Reason of Insanity (05), Court Order for Observation and Evaluation (09), Court Referred DUI Clients (15), Criminal Hold (20), or Court Commit with Hold (21).

- Adults with Serious Mental Illness (SMI)

SMI denotes clients who have been identified **at any time** as having a serious mental illness using the formal ODMHSAS definition. According to this definition, an Adult with a Serious Mental Illness must be an individual 18 years of age or older.

- Children with a Serious Emotional Disturbance (SED)

SED refers to children who meet departmental criteria for having a Serious Emotional Disturbance.

- Any Alcohol/Drug Problem

A substance abuse client is one who has one or more DSM-IV Axis I primary, secondary or tertiary diagnoses from categories 1.a. or 1.b. (in the Dual

Diagnosis definition below) or one or more ICIS Substance Abuse Related Problems (710-731, 741-743). Clients identified only as co-dependents are not identified as substance abusers.

- **Dual Diagnosis Client**

A dual diagnosis client is one who meets the criteria for having a substance abuse diagnosis from categories 1.a. or 1.b. below and meets the criteria for a mental illness based on one or more DSM-IV Axis II primary, secondary, or tertiary diagnoses from categories 2.a. through 2.e. below.

- 1.a. Psychoactive Substance Induced Organic Disorders: 291.0-291.8, 292.0-292.83, 292.89-282.99
- b. Psychoactive Substance Use Disorders: 303.0-305.99.
- 2.a. Schizophrenia: 295.10, 295.20, 295.30, 295.40, 295.60, 295.70, 295.90
- b. Delusional (Paranoid) Disorder: 297.1
- c. Other Psychotic Disorders: 295.40, 295.70, 297.3, 298.8, 298.9, 297.1, 297.3
- d. Mood Disorders: 296.20-296.7
- e. Borderline Personality Disorder: 301.83

## Presenting Problem/Diagnosis

Categories for this variable are based on the DSM-IV primary diagnosis or primary presenting problem. If the admitting agency has clinicians qualified to make a diagnosis, the diagnosis is used, otherwise, a presenting problem is used to define a client's category.

<b>Categories</b>	<b>Codes</b>
<b>Developmental Disorders</b>	
DSM-IV Codes:	302.5-302.69, 302.85, 307-307.39, 307.5-307.99, 309.21, 312-312.29, 312.9-313.21, 313.81-313.89, 314-314.99, 315-319.99, 299-299.99
Presenting Problems:	210, 240

**Categories****Codes****Non Alcohol/Drug Related Organic**

DSM-IV Codes: 290-290.99, 293-293.83, 294-294.80, 310-310.10

**Alcohol Abuse**

DSM-IV Codes: 291-291.99, 293.9, 303-303.99, 305-305.02  
Presenting Problems: 741, 710, 711

**Other Substance Abuse**

DSM-IV Codes: 305.1-305.99, 292-292.99, 304-304.99  
Presenting Problems: 742, 743, 744, 720-731

**Schizophrenia**

DSM-IV Codes: 295 (excluding 295.4, 295.7)

**Other Psychotic**

DSM-IV Codes: 297-298.9, 295.40, 294.9, 295.70  
Presenting Problems: 510-530, 650

**Mood Disorders**

DSM-IV Codes: 296-296.99, 301.13, 300.4-300.49, 293.89, 311-311.99  
Presenting Problems: 500-503

**Other Non-Psychotic**

DSM-IV Codes: 300-300.39, 300.6-300.99, 302-302.49, 302.7-302.84, 302.89-302.99, 307-4-307.49, 307.8, 312.8, 308.3-309.19, 309.23-309.99, 312.3, 316-316.99, 780.50

**Personality Disorders**

DSM-IV Codes: 301-301.9

**Social Conditions**

DSM-IV Codes: V40.00-V40.60, V61-V71.02, 955.5-995.81  
Presenting Problems: 740, 450, 620-632, 311-420

**Deferred/No Diagnosis**

DSM-IV Codes: 799.9-799.90, V71.09  
Presenting Problems: 110, 130

## Race

The Unknown category was utilized to group Clients who made no selection from the choices below indicating their race.

The following groupings are used for reporting race:

- White
- Black
- Native American
- Hispanic
- Asian
- Unknown

Various Categories:

In response to many special report requests in past years, the special reports table was generated to address the majority of those requests.

## Description of the Data Book

---

This Data Book displays Counts of Admitted Clients Served by Funding Source for Sex, Age, Race, Presenting Problem/Diagnosis, County of Residence, and Other Indicators. It contains six tables presenting data for 1) Statewide Total, 2) Agency, 3) Agency Type, 4) Count of Residence, 5) Planning Area, and 6) Various Categories.

### Admitted Clients Served by Funding Source

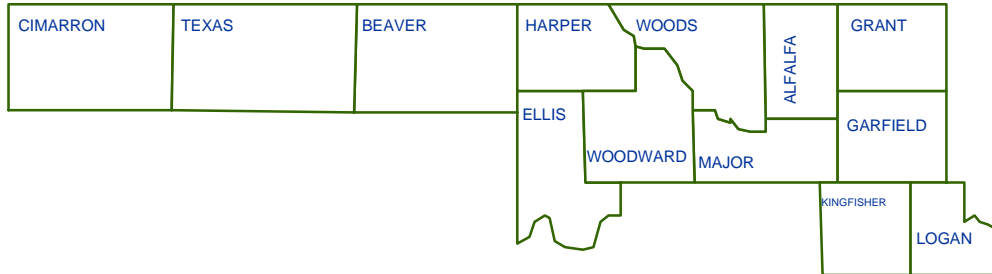
Admitted Clients Served are clients who have an admission transaction in the ICIS before or during the report year and had received a service during the report year. They are counted only once in the total for each level of aggregation or category in which they appear. This is called an unduplicated count. For example, a client may receive services at one hospital and then receive services at another hospital in the same year. This client would be counted twice (once at each hospital) in the agency report, but only once in the agency type and statewide tables. Because information such as age and sex should remain constant (except for data entry errors), counts for categories of these variables will sum to the total clients served on each table. Variables that might change from admission at one facility to admission at another or over time, (e.g., legal status, diagnosis, and target population) can be counted in more than one category and should not be summed.

This Data Book shows only clients who were admitted for services and excludes contacts. It enumerates admitted clients, but further limits the counts to specific subgroups of the client population. Each individual counted has received a service at some time during the year regardless of the year he/she was admitted. Clients are grouped by frequently referenced demographics: Sex, Age, Race, Presenting Problem/Diagnosis, County of Residence, and Other Indicators. A client may be in more than one of these groups, or a client's group may change during the year. As a result, the sum of target populations exceeds the total number served. However, for any given population, the age, race, and sex, which do not change (age is calculated as of a single point in time), are unduplicated counts and should equal the total.

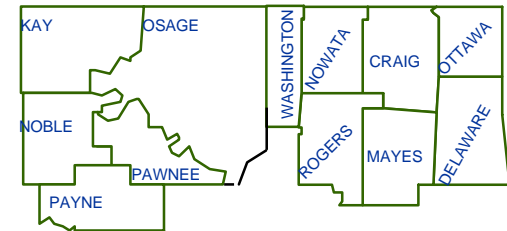
OKLAHOMA DEPARTMENT OF MENTAL HEALTH  
AND SUBSTANCE ABUSE SERVICES

# Planning Areas

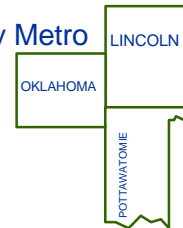
Northwest



Northeast



Oklahoma City Metro



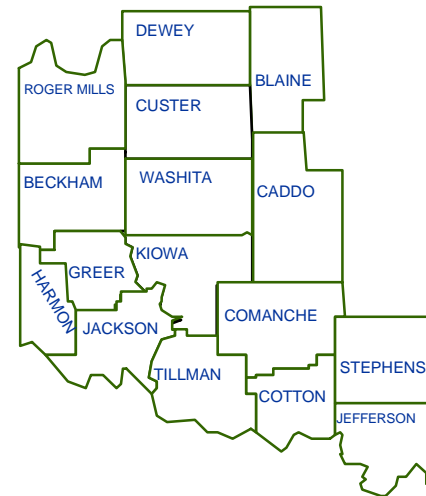
Tulsa Metro



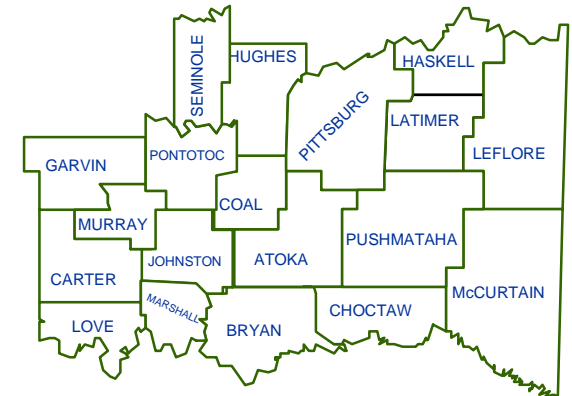
East Central



Central



Southwest



Southeast