

data

BOOK FOR FISCAL YEAR 2001

Section Two:
Units of Service by Funding
Source

Table 10. Counts of Day and
Hourly Services Provided for
Each County of Residence

DATA BOOK FOR FISCAL YEAR 2001

Published by

Oklahoma Department of Mental Health and Substance Abuse
Services

Prepared by

Ali Akour, Ph.D.

Data Analyst, Evaluation and Data Analysis Section
Decision Support Services

2002

Terry Cline, Ph.D., Commissioner
Steve Davis, Ph.D., Director of Decision Support Services
Mark Reynolds, Ed. D., Evaluation & Data Analysis Data Projects Manager

Public Domain Notice

The Data Book for Fiscal Year 2001 is in the public domain and may be reproduced or copied without permission from the Oklahoma Department of Mental Health and Substance Abuse Services. However, this publication may not be reproduced or distributed for a fee without the specific, written authorization of Oklahoma Department of Mental Health and Substance Abuse Services. Citation of the source is appreciated.

Electronic Access to Publication

This publication is available on the World Wide Web at:
<http://www.odmhsas.org/specialreports.htm>

How to Contact Us

Oklahoma Department of Mental Health and Substance Abuse Services
Evaluation and Data Analysis Section
P.O. Box 53277
Oklahoma City, OK 73152-3277
(405) 522-3813

Contents

Introduction

Section One: Admitted Clients Served by Funding Source

- Table 1. Counts of Admitted Clients Served for **Statewide Total**
- Table 2. Counts of Admitted Clients Served for each **Agency**
- Table 3. Counts of Admitted Clients Served for each **Agency Type**
- Table 4. Counts of Admitted Clients Served for each **County of Residence**
- Table 5. Counts of Admitted Clients Served for each **Planning Area**
- Table 6. Counts of Admitted Clients Served for **Various Categories**

Section Two: Units of Service by Funding Source

- Table 7. Counts of Day and Hourly Services Provided for **Statewide Total**
- Table 8. Counts of Day and Hourly Services Provided for each **Agency**
- Table 9. Counts of Day and Hourly Services Provided for each **Agency Type**
- Table 10. Counts of Day and Hourly Services Provided for each **County of Residence**
- Table 11. Counts of Day and Hourly Services Provided for each **Planning Area**
- Table 12. Counts of Day and Hourly Services Provided for **Various Categories**

Appendix

Definitions of Terms and Categorization Variables

Descriptions of Sections and Tables

Map of Planning Areas

DATA BOOK FOR FISCAL YEAR 2001

Introduction

Prior to Fiscal Year 1999, any client seen at an Oklahoma Department of Mental Health and Substance Abuse Services (ODMHSAS) contracted facility was reported, regardless of who paid for the service. Starting with Fiscal Year 1999, only clients funded in full or in part by ODMHSAS were reported. Therefore, previous years' reported client counts will be larger than in following years.

During the Fiscal Year 2001, the State of Oklahoma expenditures on community mental health services, inpatient facilities, substance abuse services, domestic violence/sexual assault services, and departmental management amounted to approximately \$177 million dollars. An unduplicated total of approximately 82,042 recipients were served system-wide in FY 2001. The unduplicated total of 82,042 recipients consists of 58,351 recipients that were admitted and served and 23,691 recipients that were contacts. The Data Book report is generated to provide basic information about these recipients and services they received for policy makers, interest groups, and others working to improve the quality of life for those in need.

The Data Book report is produced by the Evaluation and Data Analysis Section of the Decision Support Services Division at the Oklahoma Department of Mental Health and Substance Abuse Services (ODMHSAS). The report summarizes demographic information and services for clients served in agencies operated by or funded through ODMHSAS. To create the Data Book report, data are extracted from the ODMHSAS Integrated Client Information System (ICIS). ICIS contains demographic and service information about service recipients and agencies.

To meet the specific needs of a variety of entities, the Data Book report consists of two separate sections: Admitted Clients Served by Funding Source; Units of Service by Funding Source. The sections are then divided into tables and each table presents a different view of the data. Definitions of terms and a Map of Planning Areas are also provided.

Oklahoma Department of Mental Health and Substance Abuse Services

Counts of Day and Hourly Services Provided by Funding Source for Each County of Residence During FY 2001

COUNTY OF RESIDENCE = ADAIR

		Units of Service by Funding Source						
		Number of Clients/Contacts	Mental Health	Substance Abuse	Domestic Violence	Residential Care	Medicaid	Other
Admitted Clients								
Day Services								
	Crisis Stabilization	3	7	0	0	0	0	0
	Detox	9	0	44	0	0	0	0
	Housing	84	14	141	1,015	8,865	0	0
	Inpatient Hospitalization	31	279	0	0	0	0	35
	Residential Treatment	27	26	553	0	0	0	52
	Total	146	326	738	1,015	8,865	0	87
Hourly Services								
	Assessment	251	71	45	3	0	83	147
	Case Management	78	15	1	124	0	31	67
	Counseling	212	246	206	409	0	335	490
	Crisis Intervention	81	15	5	47	0	22	43
	Physician, Lab and Related Services	162	121	0	0	0	163	140
	Rehabilitation	182	417	13	302	0	2,068	290
	Total	403	886	269	884	0	2,702	1,176
Contacts								
Hourly Services								
	Assessment	24	0	7	0	0	1	19
	Counseling	5	6	1	0	0	0	1
	Crisis Intervention	67	1	1	5	0	3	55
	Total	95	7	9	5	0	4	75

Oklahoma Department of Mental Health and Substance Abuse Services

Counts of Day and Hourly Services Provided by Funding Source for Each County of Residence During FY 2001

COUNTY OF RESIDENCE = ALFALFA

	Number of Clients/Contacts	Units of Service by Funding Source					
		Mental Health	Substance Abuse	Domestic Violence	Residential Care	Medicaid	Other
Admitted Clients							
Day Services							
Detox	1	3	0	0	0	0	0
Housing	1	0	0	4	0	0	0
Inpatient Hospitalization	12	65	0	0	0	19	14
Residential Treatment	5	27	95	0	0	0	0
Total	18	95	95	4	0	19	14
Hourly Services							
Assessment	88	42	52	4	0	7	27
Case Management	35	4	0	20	0	3	27
Counseling	238	272	11,832	189	0	110	72
Crisis Intervention	17	17	0	2	0	1	3
Physician, Lab and Related Services	49	31	0	0	0	15	19
Rehabilitation	14	1,618	6	4	0	3,323	152
Total	254	1,983	11,890	219	0	3,458	299
Contacts							
Hourly Services							
Assessment	115	0	114	0	0	2	0
Counseling	4	4	1	0	0	0	0
Crisis Intervention	2	1	0	2	0	0	0
Total	121	5	115	2	0	2	0

Oklahoma Department of Mental Health and Substance Abuse Services

Counts of Day and Hourly Services Provided by Funding Source for Each County of Residence During FY 2001

COUNTY OF RESIDENCE = ATOKA

	Units of Service by Funding Source						
	Number of Clients/Contacts	Mental Health	Substance Abuse	Domestic Violence	Residential Care	Medicaid	
Admitted Clients							
Day Services							
Crisis Stabilization	1	3	0	0	0	0	0
Detox	3	0	10	0	0	0	0
Housing	10	0	0	128	91	0	0
Inpatient Hospitalization	40	167	0	0	0	0	214
Residential Treatment	11	11	253	0	0	0	0
Total	62	181	263	128	91	0	214
Hourly Services							
Assessment	227	37	311	15	0	35	23
Case Management	43	16	1	15	0	78	10
Counseling	213	74	20,742	111	0	38	20
Crisis Intervention	12	2	2	4	0	1	1
Physician, Lab and Related Services	83	53	0	0	0	62	70
Rehabilitation	212	148	10,102	60	0	599	116
Total	298	329	31,157	206	0	813	240
Contacts							
Hourly Services							
Assessment	74	7	132	1	0	0	6
Counseling	15	2	14	0	0	0	0
Crisis Intervention	6	0	1	3	0	0	0
Other Outpatient	0	4	0	0	0	0	0
Rehabilitation	2	0	10	0	0	0	0
Support Services	1	0	0	0	0	0	0
Total	94	13	157	4	0	0	6

Oklahoma Department of Mental Health and Substance Abuse Services

Counts of Day and Hourly Services Provided by Funding Source for Each County of Residence During FY 2001

COUNTY OF RESIDENCE = BEAVER

	Number of Clients/Contacts	Units of Service by Funding Source					Medicaid	Other
		Mental Health	Substance Abuse	Domestic Violence	Residential Care			
Admitted Clients								
Day Services								
Crisis Stabilization	1	5	0	0	0	0	0	
Detox	4	9	0	0	0	0	3	
Housing	8	0	0	77	0	0	0	
Inpatient Hospitalization	9	78	0	0	0	4	57	
Residential Treatment	8	156	45	0	0	0	29	
Total	22	248	45	77	0	4	89	
Hourly Services								
Assessment	37	23	3	9	0	2	29	
Case Management	23	6	0	32	0	0	22	
Counseling	22	26	206	47	0	1	10	
Crisis Intervention	8	3	0	0	0	0	1	
Physician, Lab and Related Services	25	11	0	0	0	1	13	
Rehabilitation	2	0	8	1	0	0	0	
Total	48	69	217	88	0	4	75	
Contacts								
Hourly Services								
Assessment	8	3	10	2	0	0	0	
Crisis Intervention	4	2	0	5	0	0	0	
Total	9	5	10	6	0	0	0	

Oklahoma Department of Mental Health and Substance Abuse Services

Counts of Day and Hourly Services Provided by Funding Source for Each County of Residence During FY 2001

COUNTY OF RESIDENCE = BECKHAM

	Number of Clients/Contacts	Units of Service by Funding Source					
		Mental Health	Substance Abuse	Domestic Violence	Residential Care	Medicaid	Other
Admitted Clients							
Day Services							
Inpatient Hospitalization	30	1,061	0	0	0	51	39
Residential Treatment	68	383	2,695	0	0	8	27
Crisis Stabilization	99	317	0	0	0	137	0
Detox	17	21	70	0	0	0	3
Housing	34	3	761	300	0	0	0
Total	204	1,785	3,526	300	0	196	69
Hourly Services							
Assessment	398	164	207	101	0	100	5
Case Management	80	32	0	414	0	40	0
Counseling	374	815	7,969	411	0	848	5
Crisis Intervention	200	211	7	67	0	0	0
Physician, Lab and Related Services	74	53	0	0	0	39	0
Rehabilitation	79	5,019	0	789	0	9,245	0
Vocational	15	206	0	0	0	0	0
Total	520	6,498	8,183	1,782	0	10,272	11
Contacts							
Hourly Services							
Assessment	81	73	46	1	0	0	0
Counseling	2	0	2	0	0	0	0
Crisis Intervention	55	49	2	2	0	1	0
Rehabilitation	1	0	1	0	0	0	0
Total	137	122	51	4	0	1	0

Oklahoma Department of Mental Health and Substance Abuse Services

Counts of Day and Hourly Services Provided by Funding Source for Each County of Residence During FY 2001

COUNTY OF RESIDENCE = BLAINE

	Number of Clients/Contacts	Units of Service by Funding Source					
		Mental Health	Substance Abuse	Domestic Violence	Residential Care	Medicaid	Other
Admitted Clients							
Day Services							
Crisis Stabilization	40	114	0	0	0	31	8
Detox	18	24	45	0	0	0	3
Housing	23	0	124	238	0	0	0
Inpatient Hospitalization	12	92	0	0	0	53	43
Residential Treatment	29	249	655	0	0	0	15
Total	95	479	824	238	0	84	69
Hourly Services							
Assessment	147	115	15	4	0	28	12
Case Management	27	5	1	65	0	1	3
Counseling	151	838	36	71	0	73	60
Crisis Intervention	66	57	2	20	0	1	3
Other Outpatient	0	0	0	175	0	0	2
Physician, Lab and Related Services	44	31	0	0	0	11	3
Rehabilitation	46	1,671	1	39	0	6,016	0
Support Services	22	0	0	0	0	0	0
Total	228	2,717	54	374	0	6,128	83
Contacts							
Hourly Services							
Assessment	20	10	2	2	0	0	0
Case Management	1	0	0	1	0	0	0
Counseling	3	2	0	0	0	0	0
Crisis Intervention	27	13	0	26	0	0	1
Total	45	25	2	29	0	0	1

Oklahoma Department of Mental Health and Substance Abuse Services

Counts of Day and Hourly Services Provided by Funding Source for Each County of Residence During FY 2001

COUNTY OF RESIDENCE = BRYAN

	Units of Service by Funding Source						
	Number of Clients/Contacts	Mental Health	Substance Abuse	Domestic Violence	Residential Care	Medicaid	
Admitted Clients							
Day Services							
Crisis Stabilization	2	0	0	0	0	0	7
Detox	31	0	144	0	0	0	0
Housing	127	0	403	1,420	91	0	0
Inpatient Hospitalization	84	1,380	0	0	0	40	562
Residential Treatment	47	0	1,299	0	0	0	48
Total	261	1,380	1,846	1,420	91	40	617
Hourly Services							
Assessment	599	272	366	312	0	209	19
Case Management	264	80	211	102	0	37	1
Counseling	650	1,717	1,583	328	0	682	57
Crisis Intervention	234	77	108	98	0	15	0
Other Outpatient	0	16	0	0	0	0	0
Physician, Lab and Related Services	178	174	0	0	0	0	5
Rehabilitation	200	194	235	164	0	14,144	59
Support Services	2	0	0	0	0	0	0
Total	826	2,529	2,503	1,004	0	15,086	140
Contacts							
Hourly Services							
Assessment	195	46	148	21	0	2	0
Case Management	35	0	20	0	0	0	0
Counseling	277	129	168	0	0	6	1
Crisis Intervention	201	29	203	29	0	2	0
Rehabilitation	15	0	10	0	0	0	0
Total	490	203	549	50	0	10	1

Oklahoma Department of Mental Health and Substance Abuse Services

Counts of Day and Hourly Services Provided by Funding Source for Each County of Residence During FY 2001

COUNTY OF RESIDENCE = CADDO

	Number of Clients/Contacts	Units of Service by Funding Source					
		Mental Health	Substance Abuse	Domestic Violence	Residential Care	Medicaid	Other
Admitted Clients							
Day Services							
Crisis Stabilization	26	35	0	0	0	17	5
Detox	43	45	90	0	0	0	6
Housing	26	50	252	361	0	0	0
Inpatient Hospitalization	56	1,728	0	0	0	85	454
Residential Treatment	90	452	2,076	0	0	13	54
Total	195	2,310	2,418	361	0	115	519
Hourly Services							
Assessment	267	75	87	26	0	76	130
Case Management	114	41	4	22	0	99	230
Counseling	251	420	1,207	368	0	1,401	982
Crisis Intervention	40	11	8	20	0	2	3
Physician, Lab and Related Services	91	40	0	0	0	30	53
Rehabilitation	22	54	27	86	0	1,074	214
Vocational	1	12	0	0	0	0	0
Total	375	653	1,332	523	0	2,682	1,612
Contacts							
Hourly Services							
Assessment	36	7	28	1	0	2	1
Case Management	2	0	0	4	0	0	0
Counseling	2	1	0	1	0	0	0
Crisis Intervention	57	15	27	15	0	0	2
Total	89	23	55	20	0	2	3

Oklahoma Department of Mental Health and Substance Abuse Services

Counts of Day and Hourly Services Provided by Funding Source for Each County of Residence During FY 2001

COUNTY OF RESIDENCE = CANADIAN

	Number of Clients/Contacts	Units of Service by Funding Source					
		Mental Health	Substance Abuse	Domestic Violence	Residential Care	Medicaid	Other
Admitted Clients							
Day Services							
Crisis Stabilization	63	268	0	0	0	30	46
Detox	47	15	231	0	0	0	12
Housing	113	2,332	135	1,671	8,579	0	0
Inpatient Hospitalization	39	661	0	0	0	127	235
Residential Treatment	64	135	2,769	0	0	35	107
Total	281	3,411	3,135	1,671	8,579	192	400
Hourly Services							
Assessment	684	646	201	81	0	31	11
Case Management	286	483	12	190	0	100	3
Counseling	536	3,798	982	1,322	0	488	20
Crisis Intervention	172	208	5	105	0	19	0
Other Outpatient	0	51	0	0	0	0	0
Physician, Lab and Related Services	261	242	0	0	0	6	1
Rehabilitation	160	6,159	10	209	0	5,253	43
Support Services	8	0	0	0	0	0	0
Vocational	1	1	0	0	0	0	0
Total	953	11,589	1,210	1,906	0	5,896	77
Contacts							
Hourly Services							
Assessment	166	26	11	52	0	4	0
Case Management	47	0	5	46	0	0	0
Counseling	10	19	1	0	0	0	0
Crisis Intervention	302	165	6	170	0	7	7
Rehabilitation	17	0	182	0	0	0	0
Total	370	209	204	268	0	11	7

Oklahoma Department of Mental Health and Substance Abuse Services

Counts of Day and Hourly Services Provided by Funding Source for Each County of Residence During FY 2001

COUNTY OF RESIDENCE = CARTER

	Number of Clients/Contacts	Units of Service by Funding Source					
		Mental Health	Substance Abuse	Domestic Violence	Residential Care	Medicaid	Other
Admitted Clients							
Day Services							
Crisis Stabilization	3	5	0	0	0	8	0
Detox	54	0	274	0	0	0	0
Housing	97	91	562	1,748	597	0	0
Inpatient Hospitalization	124	1,781	0	0	0	136	416
Residential Treatment	77	0	2,798	0	0	18	0
Total	322	1,877	3,634	1,748	597	162	416
Hourly Services							
Assessment	388	202	78	125	0	132	5
Case Management	130	66	5	140	0	12	1
Counseling	419	814	179	481	0	383	29
Crisis Intervention	155	65	16	31	0	26	1
Physician, Lab and Related Services	136	98	0	0	0	3	0
Rehabilitation	55	2,467	12	86	0	9,572	0
Total	552	3,712	288	863	0	10,127	35
Contacts							
Hourly Services							
Assessment	35	20	11	3	0	2	0
Case Management	2	0	3	0	0	0	0
Counseling	16	14	0	0	0	0	1
Crisis Intervention	134	30	9	58	0	4	0
Total	181	63	23	61	0	6	1

Oklahoma Department of Mental Health and Substance Abuse Services

Counts of Day and Hourly Services Provided by Funding Source for Each County of Residence During FY 2001

COUNTY OF RESIDENCE = CHEROKEE

	Units of Service by Funding Source						
	Number of Clients/Contacts	Mental Health	Substance Abuse	Domestic Violence	Residential Care	Medicaid	
Admitted Clients							
Day Services							
Crisis Stabilization	6	12	1	0	0	0	0
Detox	20	0	130	0	0	0	0
Housing	268	0	844	2,330	26,319	0	0
Inpatient Hospitalization	76	737	0	0	0	15	363
Residential Treatment	110	111	2,450	0	0	7	387
Total	455	860	3,425	2,330	26,319	22	750
Hourly Services							
Assessment	461	156	138	20	0	91	210
Case Management	178	91	2	104	0	83	69
Counseling	403	1,585	1,285	1,026	0	861	966
Crisis Intervention	177	92	9	100	0	50	98
Physician, Lab and Related Services	347	354	0	0	0	265	240
Rehabilitation	377	9,801	84	611	0	9,165	2,520
Total	732	12,078	1,517	1,861	0	10,515	4,103
Contacts							
Hourly Services							
Assessment	84	4	36	0	0	6	42
Case Management	1	0	1	0	0	0	0
Counseling	4	0	1	0	0	2	2
Crisis Intervention	343	4	1	124	0	6	30
Total	425	8	38	124	0	14	74

Oklahoma Department of Mental Health and Substance Abuse Services

Counts of Day and Hourly Services Provided by Funding Source for Each County of Residence During FY 2001

COUNTY OF RESIDENCE = CHOCTAW

	Number of Clients/Contacts	Units of Service by Funding Source					
		Mental Health	Substance Abuse	Domestic Violence	Residential Care	Medicaid	Other
Admitted Clients							
Day Services							
Crisis Stabilization	1	0	0	0	0	11	0
Detox	2	0	16	0	0	0	0
Housing	17	0	150	345	820	0	0
Inpatient Hospitalization	39	322	0	0	0	0	303
Residential Treatment	21	0	522	0	0	0	0
Total	76	322	688	345	820	11	303
Hourly Services							
Counseling	229	193	1,190	419	0	185	64
Crisis Intervention	46	3	41	6	0	3	1
Other Day Services	2	0	8	0	0	0	0
Physician, Lab and Related Services	137	134	0	0	0	138	149
Rehabilitation	197	430	195	157	0	1,509	179
Assessment	300	67	319	35	0	67	67
Case Management	62	4	3	45	0	10	1
Total	334	830	1,755	661	0	1,911	461
Contacts							
Hourly Services							
Assessment	126	51	69	0	0	0	4
Case Management	2	0	1	0	0	0	0
Counseling	151	0	150	1	0	0	0
Crisis Intervention	61	0	67	2	0	0	0
Rehabilitation	1	0	1	0	0	0	0
Total	248	51	288	3	0	0	4

Oklahoma Department of Mental Health and Substance Abuse Services

Counts of Day and Hourly Services Provided by Funding Source for Each County of Residence During FY 2001

COUNTY OF RESIDENCE = CIMARRON

	Units of Service by Funding Source						
	Number of Clients/Contacts	Mental Health	Substance Abuse	Domestic Violence	Residential Care	Medicaid	Other
Admitted Clients							
Day Services							
Detox	1	0	7	0	0	0	0
Housing	1	0	0	1	0	0	0
Inpatient Hospitalization	6	64	0	0	0	0	9
Residential Treatment	2	365	20	0	0	0	0
Total	10	429	27	1	0	0	9
Hourly Services							
Assessment	20	24	0	1	0	1	17
Case Management	16	1	0	53	0	0	9
Counseling	12	17	1	5	0	0	4
Crisis Intervention	10	6	0	2	0	0	0
Physician, Lab and Related Services	14	11	0	0	0	1	3
Rehabilitation	4	5	0	0	0	0	0
Total	28	65	1	61	0	2	33

Oklahoma Department of Mental Health and Substance Abuse Services

Counts of Day and Hourly Services Provided by Funding Source for Each County of Residence During FY 2001

COUNTY OF RESIDENCE = CLEVELAND

	Units of Service by Funding Source						
	Number of Clients/Contacts	Mental Health	Substance Abuse	Domestic Violence	Residential Care	Medicaid	
Admitted Clients							
Day Services							
Crisis Stabilization	28	105	0	0	0	22	11
Detox	58	3	324	0	0	0	3
Housing	268	3,980	6,634	1,742	15,491	0	6
Inpatient Hospitalization	600	9,485	0	0	0	2,375	7,727
Residential Treatment	220	1,558	5,918	0	0	289	199
Total	1,010	15,131	12,876	1,742	15,491	2,686	7,946
Hourly Services							
Assessment	1,460	685	1,352	89	0	306	200
Case Management	632	528	20	31	0	705	500
Counseling	1,843	6,342	36,300	1,380	0	6,257	3,173
Crisis Intervention	278	103	71	12	0	68	43
Other Outpatient	0	1,150	0	0	0	3	0
Physician, Lab and Related Services	1,029	734	0	0	0	513	589
Rehabilitation	770	17,673	18,752	465	0	13,132	2,115
Support Services	143	0	0	0	0	0	0
Total	2,554	27,214	56,493	1,976	0	20,983	6,621
Contacts							
Hourly Services							
Assessment	7,690	233	17,302	2	0	53	54
Case Management	9	1	6	3	0	0	0
Counseling	105	83	45	322	0	0	1
Crisis Intervention	290	143	61	18	0	12	14
Other Outpatient	0	25	0	0	0	0	0
Physician, Lab and Related Services	9	3	0	0	0	1	0
Rehabilitation	161	0	935	0	0	0	0
Support Services	6	0	0	0	0	0	0
Total	8,114	486	18,348	346	0	65	68

Oklahoma Department of Mental Health and Substance Abuse Services

Counts of Day and Hourly Services Provided by Funding Source for Each County of Residence During FY 2001

COUNTY OF RESIDENCE = COAL

	Units of Service by Funding Source						Other
	Number of Clients/Contacts	Mental Health	Substance Abuse	Domestic Violence	Residential Care	Medicaid	
Admitted Clients							
Day Services							
Crisis Stabilization	2	0	2	0	0	5	0
Detox	1	0	2	0	0	0	0
Housing	5	0	34	52	730	0	0
Inpatient Hospitalization	20	175	0	0	0	8	73
Residential Treatment	18	0	383	0	0	32	0
Total	43	175	421	52	730	45	73
Hourly Services							
Assessment	101	20	102	15	0	17	11
Case Management	13	14	0	0	0	23	17
Counseling	105	43	962	276	0	92	26
Crisis Intervention	11	8	4	2	0	1	0
Physician, Lab and Related Services	37	26	0	0	0	13	22
Rehabilitation	33	61	8	6	0	55	48
Total	135	171	1,076	298	0	199	123
Contacts							
Hourly Services							
Assessment	19	2	18	0	0	2	1
Counseling	21	0	23	1	0	0	0
Crisis Intervention	12	1	4	0	0	0	0
Rehabilitation	2	0	9	0	0	0	0
Total	45	3	53	1	0	2	1

Oklahoma Department of Mental Health and Substance Abuse Services

Counts of Day and Hourly Services Provided by Funding Source for Each County of Residence During FY 2001

COUNTY OF RESIDENCE = COMANCHE

	Number of Clients/Contacts	Units of Service by Funding Source					Medicaid	Other
		Mental Health	Substance Abuse	Domestic Violence	Residential Care			
Admitted Clients								
Day Services								
Inpatient Hospitalization	260	2,275	0	0	0	491	1,620	
Residential Treatment	86	92	1,819	0	0	101	73	
Crisis Stabilization	84	42	0	0	0	8	19	
Detox	195	12	732	0	0	0	6	
Housing	508	6,964	2,254	4,476	12,775	0	256	
Total	992	9,385	4,805	4,476	12,775	600	1,974	
Hourly Services								
Assessment	1,380	233	60	311	0	257	996	
Case Management	581	482	0	48	0	989	1,893	
Counseling	1,457	5,288	6,655	3,267	0	4,387	6,610	
Crisis Intervention	554	50	0	252	0	4	19	
Other Outpatient	0	0	0	0	0	0	1	
Physician, Lab and Related Services	701	143	0	0	0	285	451	
Rehabilitation	523	3,088	24	1,431	0	12,163	13,323	
Support Services	1	0	0	0	0	0	0	
Vocational	14	0	0	0	0	0	169	
Total	2,264	9,283	6,739	5,309	0	18,085	23,461	
Contacts								
Hourly Services								
Assessment	86	6	32	0	0	4	15	
Case Management	2	0	2	1	0	0	0	
Counseling	1	0	0	0	0	0	1	
Crisis Intervention	808	55	2	357	0	0	16	
Other Outpatient	0	8	0	0	0	0	0	
Physician, Lab and Related Services	1	0	0	0	0	0	0	
Rehabilitation	7	0	10	0	0	0	0	
Support Services	3	0	0	0	0	0	0	
Total	900	69	44	358	0	4	32	

Oklahoma Department of Mental Health and Substance Abuse Services

Counts of Day and Hourly Services Provided by Funding Source for Each County of Residence During FY 2001

COUNTY OF RESIDENCE = COTTON

	Units of Service by Funding Source						
	Number of Clients/Contacts	Mental Health	Substance Abuse	Domestic Violence	Residential Care	Medicaid	Other
Admitted Clients							
Day Services							
Crisis Stabilization	1	0	0	0	0	0	1
Detox	3	0	12	0	0	0	0
Housing	4	0	182	5	365	0	0
Inpatient Hospitalization	11	91	0	0	0	30	15
Residential Treatment	9	0	385	0	0	33	0
Total	24	91	579	5	365	63	16
Hourly Services							
Assessment	52	10	21	4	0	13	28
Case Management	11	11	0	2	0	3	12
Counseling	43	235	314	74	0	211	208
Crisis Intervention	11	1	1	4	0	0	0
Physician, Lab and Related Services	14	7	0	0	0	4	4
Rehabilitation	12	161	0	2	0	6	11
Total	67	425	336	85	0	235	263
Contacts							
Hourly Services							
Assessment	11	0	8	0	0	0	1
Counseling	2	0	2	0	0	0	0
Crisis Intervention	9	2	0	1	0	0	1
Total	21	2	10	1	0	0	2

Oklahoma Department of Mental Health and Substance Abuse Services

Counts of Day and Hourly Services Provided by Funding Source for Each County of Residence During FY 2001

COUNTY OF RESIDENCE = CRAIG

	Number of Clients/Contacts	Units of Service by Funding Source					
		Mental Health	Substance Abuse	Domestic Violence	Residential Care	Medicaid	Other
Admitted Clients							
Day Services							
Crisis Stabilization	82	286	0	0	0	162	4
Detox	5	0	31	0	0	0	0
Housing	224	0	260	550	56,820	0	0
Inpatient Hospitalization	51	3,253	0	0	0	0	735
Residential Treatment	38	365	1,188	0	0	0	0
Total	348	3,904	1,479	550	56,820	162	739
Hourly Services							
Assessment	402	109	50	63	0	34	0
Case Management	125	345	1	101	0	0	0
Counseling	175	581	1,314	80	0	371	0
Crisis Intervention	99	134	0	14	0	25	0
Other Day Services	3	0	315	0	0	0	0
Physician, Lab and Related Services	205	28	0	0	0	84	0
Rehabilitation	318	47,266	192	26	0	123,612	0
Total	486	48,461	1,872	283	0	124,126	0
Contacts							
Hourly Services							
Assessment	21	9	13	1	0	0	0
Counseling	2	0	0	0	0	2	0
Crisis Intervention	15	6	0	6	0	0	1
Total	36	15	13	7	0	2	1

Oklahoma Department of Mental Health and Substance Abuse Services

Counts of Day and Hourly Services Provided by Funding Source for Each County of Residence During FY 2001

COUNTY OF RESIDENCE = CREEK

	Number of Clients/Contacts	Units of Service by Funding Source					
		Mental Health	Substance Abuse	Domestic Violence	Residential Care	Medicaid	Other
Admitted Clients							
Day Services							
Crisis Stabilization	17	40	4	0	0	2	5
Detox	53	0	279	0	0	0	0
Housing	41	53	705	97	2,401	0	0
Inpatient Hospitalization	80	2,340	0	0	0	25	411
Residential Treatment	50	26	1,530	0	0	0	0
Total	209	2,459	2,518	97	2,401	27	416
Hourly Services							
Support Services	4	0	0	0	0	0	0
Assessment	440	361	376	6	0	39	3
Case Management	149	153	0	8	0	127	1
Counseling	502	1,321	6,207	753	0	2,081	26
Crisis Intervention	145	261	11	11	0	39	0
Other Outpatient	0	11	0	0	0	0	0
Physician, Lab and Related Services	264	238	0	0	0	33	2
Rehabilitation	174	2,324	188	4	0	6,180	4
Total	685	4,669	6,782	781	0	8,498	35
Contacts							
Hourly Services							
Assessment	84	43	32	0	0	15	0
Case Management	7	1	11	0	0	0	0
Counseling	5	1	1	4	0	0	0
Crisis Intervention	67	79	7	3	0	8	0
Rehabilitation	4	0	10	0	0	0	0
Total	156	123	61	7	0	23	0

Oklahoma Department of Mental Health and Substance Abuse Services

Counts of Day and Hourly Services Provided by Funding Source for Each County of Residence During FY 2001

COUNTY OF RESIDENCE = CUSTER

	Number of Clients/Contacts	Units of Service by Funding Source					
		Mental Health	Substance Abuse	Domestic Violence	Residential Care	Medicaid	Other
Admitted Clients							
Day Services							
Crisis Stabilization	106	344	0	0	0	147	0
Detox	12	18	37	0	0	0	6
Housing	113	2,406	653	990	365	0	0
Inpatient Hospitalization	20	260	0	0	0	31	439
Residential Treatment	39	563	892	0	0	42	54
Total	237	3,591	1,582	990	365	220	499
Hourly Services							
Assessment	344	122	36	139	0	72	7
Case Management	143	48	0	718	0	78	1
Counseling	201	314	382	642	0	320	12
Crisis Intervention	253	229	6	84	0	0	0
Other Outpatient	0	19	0	0	0	5	0
Physician, Lab and Related Services	90	69	0	0	0	73	0
Rehabilitation	166	7,702	0	759	0	11,593	0
Support Services	4	0	0	0	0	0	0
Vocational	46	1,196	0	0	0	9	0
Total	437	9,700	424	2,341	0	12,148	20
Contacts							
Hourly Services							
Assessment	68	60	13	1	0	0	0
Crisis Intervention	75	69	2	3	0	0	0
Total	134	129	15	3	0	0	0

Oklahoma Department of Mental Health and Substance Abuse Services

Counts of Day and Hourly Services Provided by Funding Source for Each County of Residence During FY 2001

COUNTY OF RESIDENCE = DELAWARE

	Units of Service by Funding Source						Other
	Number of Clients/Contacts	Mental Health	Substance Abuse	Domestic Violence	Residential Care	Medicaid	
Admitted Clients							
Day Services							
Crisis Stabilization	57	144	0	0	0	38	0
Detox	8	0	42	0	0	0	0
Housing	39	0	30	779	3,558	0	0
Inpatient Hospitalization	27	455	0	0	0	0	0
Residential Treatment	44	52	1,062	0	0	0	3
Total	151	651	1,134	779	3,558	38	3
Hourly Services							
Assessment	280	162	69	68	0	14	1
Case Management	126	814	0	74	0	2	0
Counseling	291	1,751	905	173	0	1,444	3
Crisis Intervention	110	160	0	20	0	35	0
Physician, Lab and Related Services	96	30	0	0	0	26	1
Rehabilitation	88	1,931	1	69	0	5,871	0
Total	406	4,849	974	404	0	7,391	5
Contacts							
Hourly Services							
Assessment	27	14	11	0	0	6	0
Crisis Intervention	59	66	1	16	0	5	0
Rehabilitation	2	0	4	0	0	0	0
Total	86	80	17	16	0	11	0

Oklahoma Department of Mental Health and Substance Abuse Services

Counts of Day and Hourly Services Provided by Funding Source for Each County of Residence During FY 2001

COUNTY OF RESIDENCE = DEWEY

	Units of Service by Funding Source						Other
	Number of Clients/Contacts	Mental Health	Substance Abuse	Domestic Violence	Residential Care	Medicaid	
Admitted Clients							
Day Services							
Crisis Stabilization	6	18	0	0	0	8	0
Detox	1	3	0	0	0	0	0
Housing	2	0	0	4	188	0	0
Inpatient Hospitalization	9	73	0	0	0	0	40
Residential Treatment	6	60	11	0	0	0	17
Total	18	154	11	4	188	8	57
Hourly Services							
Assessment	52	35	11	7	0	2	24
Case Management	34	16	1	42	0	1	16
Counseling	61	165	124	89	0	4	36
Crisis Intervention	17	13	0	20	0	0	1
Physician, Lab and Related Services	29	31	0	0	0	4	7
Rehabilitation	7	228	1	3	0	124	0
Total	79	486	136	160	0	134	84
Contacts							
Hourly Services							
Assessment	5	5	1	0	0	0	0
Crisis Intervention	4	5	0	0	0	0	0
Total	9	10	1	0	0	0	0

Oklahoma Department of Mental Health and Substance Abuse Services

Counts of Day and Hourly Services Provided by Funding Source for Each County of Residence During FY 2001

COUNTY OF RESIDENCE = ELLIS

	Number of Clients/Contacts	Units of Service by Funding Source					
		Mental Health	Substance Abuse	Domestic Violence	Residential Care	Medicaid	Other
Admitted Clients							
Day Services							
Crisis Stabilization	1	0	0	0	0	5	0
Detox	2	6	0	0	0	0	0
Housing	8	0	31	85	0	0	0
Inpatient Hospitalization	11	81	0	0	0	0	36
Residential Treatment	6	54	164	0	0	0	0
Total	25	141	195	85	0	5	36
Hourly Services							
Assessment	48	35	5	8	0	3	20
Case Management	29	2	0	17	0	4	22
Counseling	66	123	130	110	0	34	26
Crisis Intervention	5	3	0	1	0	0	0
Physician, Lab and Related Services	28	26	0	0	0	4	9
Rehabilitation	11	33	0	1	0	1	2
Total	83	221	135	137	0	45	77
Contacts							
Hourly Services							
Assessment	1	0	1	0	0	0	0
Case Management	3	0	2	2	0	0	0
Counseling	1	0	1	0	0	0	0
Crisis Intervention	3	1	0	1	0	0	0
Other Outpatient	0	0	0	0	0	0	0
Support Services	1	0	0	0	0	0	0
Total	6	1	3	3	0	0	0

Oklahoma Department of Mental Health and Substance Abuse Services

Counts of Day and Hourly Services Provided by Funding Source for Each County of Residence During FY 2001

COUNTY OF RESIDENCE = GARFIELD

	Number of Clients/Contacts	Units of Service by Funding Source					
		Mental Health	Substance Abuse	Domestic Violence	Residential Care	Medicaid	Other
Admitted Clients							
Day Services							
Crisis Stabilization	5	26	0	0	0	5	0
Detox	59	33	262	0	0	0	12
Housing	160	365	3,829	2,763	91	0	0
Inpatient Hospitalization	207	1,866	0	0	0	144	997
Residential Treatment	72	2,122	1,491	0	0	7	269
Total	444	4,412	5,582	2,763	91	156	1,278
Hourly Services							
Assessment	646	726	9	17	0	54	119
Case Management	116	503	1	242	0	1	13
Counseling	799	2,994	132	2,657	0	551	197
Crisis Intervention	161	111	1	59	0	42	2
Other Outpatient	0	0	0	121	0	0	20
Physician, Lab and Related Services	311	108	0	0	0	15	1
Rehabilitation	150	2,688	1	288	0	6,620	0
Support Services	16	0	0	0	0	0	0
Total	980	7,130	143	3,384	0	7,282	352
Contacts							
Hourly Services							
Assessment	143	129	4	0	0	38	0
Case Management	44	0	5	29	0	0	0
Counseling	21	6	0	0	0	22	1
Crisis Intervention	99	43	2	53	0	2	12
Rehabilitation	6	0	83	0	0	0	0
Total	295	177	93	82	0	61	13

Oklahoma Department of Mental Health and Substance Abuse Services

Counts of Day and Hourly Services Provided by Funding Source for Each County of Residence During FY 2001

COUNTY OF RESIDENCE = GARVIN

	Units of Service by Funding Source						Other
	Number of Clients/Contacts	Mental Health	Substance Abuse	Domestic Violence	Residential Care	Medicaid	
Admitted Clients							
Day Services							
Crisis Stabilization	7	19	0	0	0	7	3
Detox	26	0	102	0	0	0	0
Housing	26	0	40	336	0	0	0
Inpatient Hospitalization	128	2,189	0	0	0	36	794
Residential Treatment	44	0	1,594	0	0	15	31
Total	207	2,208	1,736	336	0	58	828
Hourly Services							
Assessment	336	258	80	109	0	53	12
Case Management	176	156	2	57	0	118	2
Counseling	434	1,422	1,167	1,186	0	829	61
Crisis Intervention	120	108	12	2	0	37	5
Physician, Lab and Related Services	105	69	0	0	0	3	3
Rehabilitation	107	3,553	377	109	0	10,003	17
Total	539	5,566	1,638	1,463	0	11,042	99
Contacts							
Hourly Services							
Assessment	94	94	23	7	0	0	2
Case Management	5	0	0	11	0	0	0
Counseling	14	6	9	2	0	1	0
Crisis Intervention	77	33	2	9	0	2	1
Rehabilitation	5	2	52	0	0	0	0
Total	171	134	86	29	0	3	3

Oklahoma Department of Mental Health and Substance Abuse Services

Counts of Day and Hourly Services Provided by Funding Source for Each County of Residence During FY 2001

COUNTY OF RESIDENCE = GRADY

	Units of Service by Funding Source						Other
	Number of Clients/Contacts	Mental Health	Substance Abuse	Domestic Violence	Residential Care	Medicaid	
Admitted Clients							
Day Services							
Crisis Stabilization	22	46	0	0	0	1	13
Detox	28	6	159	0	0	0	0
Housing	72	0	606	418	211	0	0
Inpatient Hospitalization	49	1,476	0	0	0	114	326
Residential Treatment	85	66	3,393	0	0	41	33
Total	226	1,594	4,158	418	211	156	372
Hourly Services							
Assessment	641	421	284	25	0	50	23
Case Management	270	138	1	189	0	66	11
Counseling	698	3,327	2,076	1,766	0	2,747	134
Crisis Intervention	210	204	76	41	0	33	1
Other Outpatient	0	48	0	0	0	0	0
Physician, Lab and Related Services	205	175	0	0	0	4	17
Rehabilitation	92	1,655	11	67	0	5,275	22
Support Services	4	0	0	0	0	0	0
Vocational	1	1	0	0	0	0	0
Total	1,064	5,967	2,446	2,087	0	8,175	207
Contacts							
Hourly Services							
Assessment	131	45	109	4	0	1	3
Case Management	38	0	0	46	0	0	0
Counseling	16	14	8	2	0	1	0
Crisis Intervention	235	137	120	63	0	4	2
Physician, Lab and Related Services	3	1	0	0	0	0	0
Rehabilitation	4	0	39	0	0	0	0
Total	360	197	276	114	0	5	5

Oklahoma Department of Mental Health and Substance Abuse Services

Counts of Day and Hourly Services Provided by Funding Source for Each County of Residence During FY 2001

COUNTY OF RESIDENCE = GRANT

	Number of Clients/Contacts	Units of Service by Funding Source					
		Mental Health	Substance Abuse	Domestic Violence	Residential Care	Medicaid	Other
Admitted Clients							
Day Services							
Crisis Stabilization	1	6	0	0	0	0	0
Housing	1	0	0	0	91	0	0
Inpatient Hospitalization	10	25	0	0	0	9	45
Residential Treatment	4	5	81	0	0	0	0
Total	13	36	81	0	91	9	45
Hourly Services							
Assessment	27	17	0	0	0	6	7
Case Management	5	2	0	1	0	2	0
Counseling	29	135	3	6	0	77	10
Crisis Intervention	4	3	0	0	0	1	0
Other Outpatient	0	0	0	2	0	0	1
Physician, Lab and Related Services	8	2	0	0	0	0	1
Rehabilitation	1	0	0	0	0	5	0
Support Services	1	0	0	0	0	0	0
Total	30	159	3	8	0	90	19
Contacts							
Hourly Services							
Assessment	8	6	1	0	0	0	0
Crisis Intervention	2	2	0	0	0	0	0
Total	9	8	1	0	0	0	0

Oklahoma Department of Mental Health and Substance Abuse Services

Counts of Day and Hourly Services Provided by Funding Source for Each County of Residence During FY 2001

COUNTY OF RESIDENCE = GREER

	Units of Service by Funding Source						Other
	Number of Clients/Contacts	Mental Health	Substance Abuse	Domestic Violence	Residential Care	Medicaid	
Admitted Clients							
Day Services							
Crisis Stabilization	24	71	0	0	0	55	0
Detox	2	0	11	0	0	0	0
Housing	7	0	295	72	0	0	0
Inpatient Hospitalization	8	136	0	0	0	0	101
Residential Treatment	19	0	878	0	0	0	0
Total	51	207	1,184	72	0	55	101
Hourly Services							
Assessment	50	10	19	16	0	6	10
Case Management	8	1	0	46	0	2	0
Counseling	52	97	144	76	0	59	13
Crisis Intervention	27	44	3	2	0	0	0
Physician, Lab and Related Services	22	15	0	0	0	10	3
Rehabilitation	15	18	0	73	0	303	9
Total	77	185	165	214	0	379	35
Contacts							
Hourly Services							
Assessment	12	5	10	0	0	0	0
Counseling	1	0	2	0	0	0	0
Crisis Intervention	9	10	1	1	0	0	0
Rehabilitation	2	0	5	0	0	0	0
Total	23	14	18	1	0	0	0

Oklahoma Department of Mental Health and Substance Abuse Services

Counts of Day and Hourly Services Provided by Funding Source for Each County of Residence During FY 2001

COUNTY OF RESIDENCE = HARMON

	Number of Clients/Contacts	Units of Service by Funding Source					
		Mental Health	Substance Abuse	Domestic Violence	Residential Care	Medicaid	Other
Admitted Clients							
Day Services							
Crisis Stabilization	2	2	0	0	0	0	0
Housing	13	0	227	116	0	0	0
Inpatient Hospitalization	5	362	0	0	0	0	20
Residential Treatment	3	0	85	0	0	0	0
Total	22	364	312	116	0	0	20
Hourly Services							
Assessment	32	9	3	29	0	1	13
Case Management	14	2	0	82	0	0	1
Counseling	22	2	16	91	0	0	22
Crisis Intervention	7	0	0	6	0	0	2
Physician, Lab and Related Services	9	3	0	0	0	1	9
Rehabilitation	15	26	0	130	0	5	18
Total	38	41	19	337	0	7	65
Contacts							
Hourly Services							
Assessment	4	0	2	0	0	0	1
Crisis Intervention	4	0	0	1	0	0	2
Total	7	0	2	1	0	0	2

Oklahoma Department of Mental Health and Substance Abuse Services

Counts of Day and Hourly Services Provided by Funding Source for Each County of Residence During FY 2001

COUNTY OF RESIDENCE = HARPER

	Number of Clients/Contacts	Units of Service by Funding Source					
		Mental Health	Substance Abuse	Domestic Violence	Residential Care	Medicaid	Other
Admitted Clients							
Day Services							
Crisis Stabilization	1	1	0	0	0	0	0
Inpatient Hospitalization	14	60	0	0	0	7	129
Residential Treatment	7	254	149	0	0	0	0
Total	19	315	149	0	0	7	129
Hourly Services							
Assessment	47	26	0	0	0	4	40
Case Management	36	3	2	0	0	7	32
Counseling	52	81	19	0	0	18	62
Crisis Intervention	5	6	0	0	0	0	5
Other Outpatient	0	7	0	0	0	0	0
Physician, Lab and Related Services	37	15	0	0	0	10	22
Rehabilitation	8	138	0	0	0	22	34
Support Services	1	0	0	0	0	0	0
Total	75	274	21	1	0	60	195
Contacts							
Hourly Services							
Assessment	1	0	1	0	0	0	0
Counseling	2	2	0	0	0	0	0
Total	3	2	1	0	0	0	0

Oklahoma Department of Mental Health and Substance Abuse Services

Counts of Day and Hourly Services Provided by Funding Source for Each County of Residence During FY 2001

COUNTY OF RESIDENCE = HASKELL

	Number of Clients/Contacts	Units of Service by Funding Source					
		Mental Health	Substance Abuse	Domestic Violence	Residential Care	Medicaid	Other
Admitted Clients							
Day Services							
Detox	4	0	23	0	0	0	0
Housing	18	0	82	317	910	0	0
Inpatient Hospitalization	37	499	0	0	0	0	96
Residential Treatment	15	0	449	0	0	0	0
Total	67	499	554	317	910	0	96
Hourly Services							
Counseling	105	275	478	145	0	309	205
Crisis Intervention	13	3	0	5	0	1	2
Physician, Lab and Related Services	131	142	0	0	0	103	212
Rehabilitation	134	431	68	220	0	855	473
Assessment	160	65	18	7	0	87	93
Case Management	29	42	0	24	0	39	12
Total	206	957	564	402	0	1,392	996
Contacts							
Hourly Services							
Assessment	101	97	9	0	0	0	4
Counseling	2	0	2	0	0	0	0
Crisis Intervention	11	7	0	0	0	0	2
Rehabilitation	2	0	4	0	0	0	0
Total	109	104	15	0	0	0	6

Oklahoma Department of Mental Health and Substance Abuse Services

Counts of Day and Hourly Services Provided by Funding Source for Each County of Residence During FY 2001

COUNTY OF RESIDENCE = HUGHES

	Number of Clients/Contacts	Units of Service by Funding Source					Other
		Mental Health	Substance Abuse	Domestic Violence	Residential Care	Medicaid	
Admitted Clients							
Day Services							
Crisis Stabilization	2	10	0	0	0	0	6
Detox	15	3	84	0	0	0	6
Housing	10	0	0	248	0	0	0
Inpatient Hospitalization	29	62	0	0	0	14	228
Residential Treatment	36	398	937	0	0	0	37
Total	82	473	1,021	248	0	14	277
Hourly Services							
Assessment	173	99	77	12	0	54	119
Case Management	31	3	9	46	0	9	2
Counseling	133	181	2,037	184	0	151	216
Crisis Intervention	11	3	4	6	0	0	3
Physician, Lab and Related Services	97	105	0	0	0	91	151
Rehabilitation	99	79	0	42	0	1,254	602
Total	206	469	2,127	289	0	1,559	1,093
Contacts							
Hourly Services							
Assessment	54	31	36	4	0	0	1
Case Management	12	0	0	16	0	0	0
Counseling	1	0	1	0	0	0	0
Crisis Intervention	63	6	1	75	0	0	2
Total	116	37	38	96	0	0	3

Oklahoma Department of Mental Health and Substance Abuse Services

Counts of Day and Hourly Services Provided by Funding Source for Each County of Residence During FY 2001

COUNTY OF RESIDENCE = JACKSON

	Number of Clients/Contacts	Units of Service by Funding Source					
		Mental Health	Substance Abuse	Domestic Violence	Residential Care	Medicaid	Other
Admitted Clients							
Day Services							
Crisis Stabilization	16	16	0	0	0	4	2
Detox	30	12	108	0	0	0	0
Housing	77	210	1,616	775	358	0	0
Inpatient Hospitalization	50	858	0	0	0	79	204
Residential Treatment	59	122	1,757	0	0	0	30
Total	196	1,218	3,481	775	358	83	236
Hourly Services							
Assessment	289	47	44	193	0	45	86
Case Management	95	7	0	168	0	101	90
Counseling	225	35	2,461	732	0	167	82
Crisis Intervention	77	4	6	40	0	0	5
Physician, Lab and Related Services	115	49	0	0	0	45	93
Rehabilitation	149	178	0	445	0	885	287
Total	390	320	2,510	1,578	0	1,244	642
Contacts							
Hourly Services							
Assessment	60	8	67	4	0	0	1
Case Management	1	0	0	2	0	0	0
Crisis Intervention	71	2	15	27	0	0	5
Rehabilitation	3	0	4	0	0	0	0
Total	125	10	86	33	0	0	6

Oklahoma Department of Mental Health and Substance Abuse Services

Counts of Day and Hourly Services Provided by Funding Source for Each County of Residence During FY 2001

COUNTY OF RESIDENCE = JEFFERSON

	Number of Clients/Contacts	Units of Service by Funding Source					
		Mental Health	Substance Abuse	Domestic Violence	Residential Care	Medicaid	Other
Admitted Clients							
Day Services							
Crisis Stabilization	3	0	0	0	0	0	1
Detox	7	12	13	0	0	0	0
Housing	5	78	133	10	0	0	0
Inpatient Hospitalization	14	155	0	0	0	21	29
Residential Treatment	14	108	231	0	0	25	0
Total	32	353	377	10	0	46	30
Hourly Services							
Assessment	37	9	10	3	0	3	15
Case Management	15	9	0	11	0	1	26
Counseling	28	47	159	65	0	17	16
Crisis Intervention	5	5	0	1	0	1	0
Physician, Lab and Related Services	16	7	0	0	0	5	16
Rehabilitation	5	81	0	2	0	1	0
Total	49	157	169	81	0	26	72
Contacts							
Hourly Services							
Assessment	4	1	1	0	0	0	0
Case Management	1	0	0	1	0	0	0
Crisis Intervention	5	1	0	1	0	0	0
Rehabilitation	3	0	4	1	0	0	0
Total	11	2	5	3	0	0	0

Oklahoma Department of Mental Health and Substance Abuse Services

Counts of Day and Hourly Services Provided by Funding Source for Each County of Residence During FY 2001

COUNTY OF RESIDENCE = JOHNSTON

	Units of Service by Funding Source						Other
	Number of Clients/Contacts	Mental Health	Substance Abuse	Domestic Violence	Residential Care	Medicaid	
Admitted Clients							
Day Services							
Crisis Stabilization	1	0	0	0	0	18	0
Detox	14	0	83	0	0	0	0
Housing	11	0	0	73	0	0	0
Inpatient Hospitalization	52	480	0	0	0	7	209
Residential Treatment	9	0	225	0	0	0	0
Total	77	480	308	73	0	25	209
Hourly Services							
Case Management	31	12	28	11	0	6	0
Counseling	254	644	371	72	0	476	14
Crisis Intervention	75	47	29	2	0	35	1
Physician, Lab and Related Services	109	83	0	0	0	0	1
Rehabilitation	60	3,087	31	30	0	13,756	1
Assessment	200	116	44	15	0	90	6
Total	286	3,987	502	129	0	14,362	22
Contacts							
Hourly Services							
Assessment	16	10	12	0	0	0	0
Counseling	34	23	20	0	0	0	0
Crisis Intervention	27	16	8	0	0	1	0
Rehabilitation	2	0	11	0	0	0	0
Total	74	48	49	0	0	1	0

Oklahoma Department of Mental Health and Substance Abuse Services

Counts of Day and Hourly Services Provided by Funding Source for Each County of Residence During FY 2001

COUNTY OF RESIDENCE = KAY

	Units of Service by Funding Source						Other
	Number of Clients/Contacts	Mental Health	Substance Abuse	Domestic Violence	Residential Care	Medicaid	
Admitted Clients							
Day Services							
Crisis Stabilization	4	9	5	0	0	4	0
Detox	64	13	368	0	0	0	9
Housing	159	2,630	3,282	1,473	0	0	0
Inpatient Hospitalization	142	2,588	0	0	0	173	325
Residential Treatment	74	359	2,087	0	0	49	121
Total	373	5,599	5,742	1,473	0	226	455
Hourly Services							
Assessment	621	622	193	93	0	339	14
Case Management	340	558	6	1,090	0	349	0
Counseling	580	1,752	1,331	1,210	0	1,340	32
Crisis Intervention	265	324	12	70	0	84	0
Other Day Services	1	0	115	0	0	0	0
Physician, Lab and Related Services	235	176	0	0	0	50	0
Rehabilitation	269	12,990	37	111	0	16,829	2
Vocational	3	35	0	0	0	0	0
Total	930	16,457	1,692	2,573	0	18,990	48
Contacts							
Hourly Services							
Assessment	27	5	5	8	0	4	0
Case Management	20	0	12	9	0	0	0
Counseling	2	1	0	0	0	1	0
Crisis Intervention	124	134	1	34	0	6	0
Other Outpatient	0	10	0	0	0	0	0
Rehabilitation	1	0	6	0	0	0	0
Support Services	4	0	0	0	0	0	0
Total	173	150	24	50	0	11	0

Oklahoma Department of Mental Health and Substance Abuse Services

Counts of Day and Hourly Services Provided by Funding Source for Each County of Residence During FY 2001

COUNTY OF RESIDENCE = KINGFISHER

	Number of Clients/Contacts	Units of Service by Funding Source					
		Mental Health	Substance Abuse	Domestic Violence	Residential Care	Medicaid	Other
Admitted Clients							
Day Services							
Crisis Stabilization	12	40	0	0	0	15	5
Detox	8	3	50	0	0	0	0
Housing	9	0	0	75	0	0	0
Inpatient Hospitalization	13	372	0	0	0	108	30
Residential Treatment	10	277	171	0	0	0	0
Total	46	692	221	75	0	123	35
Hourly Services							
Assessment	153	174	87	2	0	13	3
Case Management	5	6	0	1	0	0	2
Counseling	135	294	1,129	66	0	65	19
Crisis Intervention	13	6	3	4	0	0	2
Other Outpatient	0	0	0	3	0	0	0
Physician, Lab and Related Services	21	10	0	0	0	0	0
Rehabilitation	95	698	1,201	8	0	23	1
Support Services	1	0	0	0	0	0	0
Total	199	1,187	2,419	83	0	101	26
Contacts							
Hourly Services							
Assessment	9	5	5	0	0	0	0
Case Management	7	0	0	5	0	0	0
Counseling	3	2	1	0	0	1	0
Crisis Intervention	9	4	0	0	0	1	0
Rehabilitation	1	1	0	0	0	0	0
Total	29	11	6	5	0	2	0

Oklahoma Department of Mental Health and Substance Abuse Services

Counts of Day and Hourly Services Provided by Funding Source for Each County of Residence During FY 2001

COUNTY OF RESIDENCE = KIOWA

	Units of Service by Funding Source						
	Number of Clients/Contacts	Mental Health	Substance Abuse	Domestic Violence	Residential Care	Medicaid	Other
Admitted Clients							
Day Services							
Crisis Stabilization	35	110	0	0	0	30	0
Detox	11	6	42	0	0	0	0
Housing	14	189	452	70	0	0	0
Inpatient Hospitalization	17	363	0	0	0	128	47
Residential Treatment	20	41	680	0	0	22	0
Total	78	709	1,174	70	0	180	47
Hourly Services							
Assessment	124	42	30	31	0	24	27
Case Management	20	2	0	38	0	2	8
Counseling	104	322	168	115	0	178	103
Crisis Intervention	48	51	0	2	0	0	1
Physician, Lab and Related Services	48	36	0	0	0	11	4
Rehabilitation	35	308	0	73	0	734	19
Vocational	2	37	0	0	0	0	0
Total	160	797	198	258	0	948	162
Contacts							
Hourly Services							
Counseling	1	0	0	1	0	0	0
Crisis Intervention	30	24	1	0	0	0	0
Assessment	35	18	30	0	0	0	0
Total	64	41	30	1	0	0	0

Oklahoma Department of Mental Health and Substance Abuse Services

Counts of Day and Hourly Services Provided by Funding Source for Each County of Residence During FY 2001

COUNTY OF RESIDENCE = LATIMER

	Units of Service by Funding Source						
	Number of Clients/Contacts	Mental Health	Substance Abuse	Domestic Violence	Residential Care	Medicaid	
Admitted Clients							
Day Services							
Crisis Stabilization	1	0	0	0	0	0	0
Detox	1	0	3	0	0	0	0
Housing	19	0	62	163	0	0	0
Inpatient Hospitalization	27	340	0	0	0	0	130
Residential Treatment	8	0	132	0	0	0	5
Total	54	340	197	163	0	0	135
Hourly Services							
Assessment	165	60	94	10	0	71	59
Case Management	47	52	0	3	0	61	84
Counseling	126	188	757	101	0	202	183
Crisis Intervention	12	1	1	7	0	0	0
Physician, Lab and Related Services	114	67	0	0	0	77	76
Rehabilitation	56	164	57	25	0	1,182	790
Total	188	531	909	145	0	1,592	1,191
Contacts							
Hourly Services							
Assessment	28	17	6	0	0	0	4
Counseling	9	0	11	0	0	0	0
Crisis Intervention	1	0	0	0	0	0	0
Rehabilitation	4	0	20	0	0	0	0
Total	40	17	37	0	0	0	4

Oklahoma Department of Mental Health and Substance Abuse Services

Counts of Day and Hourly Services Provided by Funding Source for Each County of Residence During FY 2001

COUNTY OF RESIDENCE = LEFLORE

	Units of Service by Funding Source						
	Number of Clients/Contacts	Mental Health	Substance Abuse	Domestic Violence	Residential Care	Medicaid	
Admitted Clients							
Day Services							
Detox	3	0	15	0	0	0	0
Housing	125	0	289	2,293	2,869	0	0
Inpatient Hospitalization	145	2,854	0	0	0	0	919
Residential Treatment	11	0	669	0	0	0	0
Total	281	2,854	973	2,293	2,869	0	919
Hourly Services							
Assessment	314	104	67	3	0	62	228
Case Management	278	224	0	200	0	118	191
Counseling	266	695	664	318	0	399	502
Crisis Intervention	80	1	0	60	0	0	5
Physician, Lab and Related Services	328	321	0	0	0	268	402
Rehabilitation	368	404	2,340	865	0	2,203	1,183
Total	669	1,748	3,071	1,447	0	3,050	2,509
Contacts							
Hourly Services							
Assessment	149	159	18	0	0	0	10
Case Management	4	0	6	0	0	0	0
Counseling	2	0	3	0	0	0	0
Crisis Intervention	5	1	0	1	0	0	5
Rehabilitation	5	0	22	0	0	0	0
Total	163	159	48	1	0	0	15

Oklahoma Department of Mental Health and Substance Abuse Services

Counts of Day and Hourly Services Provided by Funding Source for Each County of Residence During FY 2001

COUNTY OF RESIDENCE = LINCOLN

	Number of Clients/Contacts	Units of Service by Funding Source					
		Mental Health	Substance Abuse	Domestic Violence	Residential Care	Medicaid	Other
Admitted Clients							
Day Services							
Crisis Stabilization	44	156	1	0	0	52	27
Detox	29	3	132	0	0	0	0
Housing	98	1,780	23	70	19,649	0	0
Inpatient Hospitalization	39	1,041	0	0	0	221	85
Residential Treatment	33	392	1,731	0	0	23	0
Total	212	3,372	1,887	70	19,649	296	112
Hourly Services							
Assessment	276	241	42	16	0	71	7
Case Management	65	103	9	36	0	95	0
Counseling	240	1,445	1,235	225	0	1,781	62
Crisis Intervention	46	39	1	6	0	11	1
Other Outpatient	0	18	0	0	0	0	0
Physician, Lab and Related Services	109	73	0	0	0	37	0
Rehabilitation	104	6,064	11	25	0	9,856	0
Support Services	4	0	0	0	0	0	0
Vocational	2	22	0	0	0	0	0
Total	339	8,006	1,298	308	0	11,850	70
Contacts							
Hourly Services							
Assessment	52	19	47	0	0	0	0
Case Management	4	0	3	0	0	0	0
Counseling	10	0	7	0	0	0	0
Crisis Intervention	31	5	2	7	0	1	1
Other Outpatient	0	54	0	0	0	0	0
Rehabilitation	8	0	126	0	0	0	0
Support Services	14	0	0	0	0	0	0
Total	105	78	183	7	0	1	1

Oklahoma Department of Mental Health and Substance Abuse Services

Counts of Day and Hourly Services Provided by Funding Source for Each County of Residence During FY 2001

COUNTY OF RESIDENCE = LOGAN

	Number of Clients/Contacts	Units of Service by Funding Source					
		Mental Health	Substance Abuse	Domestic Violence	Residential Care	Medicaid	Other
Admitted Clients							
Day Services							
Crisis Stabilization	44	120	0	0	0	23	8
Detox	17	0	94	0	0	0	0
Housing	34	30	442	683	0	0	0
Inpatient Hospitalization	32	1,135	0	0	0	146	46
Residential Treatment	28	0	1,820	0	0	0	85
Total	132	1,285	2,356	683	0	169	139
Hourly Services							
Counseling	318	894	1,973	196	0	111	98
Crisis Intervention	110	56	47	21	0	2	5
Other Outpatient	0	38	0	0	0	0	0
Physician, Lab and Related Services	132	41	0	0	0	1	0
Rehabilitation	61	211	331	116	0	374	76
Support Services	2	0	0	0	0	0	0
Assessment	285	187	232	39	0	14	8
Case Management	32	4	11	183	0	1	2
Total	403	1,430	2,592	555	0	502	188
Contacts							
Hourly Services							
Assessment	72	28	93	0	0	0	0
Case Management	7	0	8	0	0	0	0
Counseling	127	5	354	0	0	0	0
Crisis Intervention	95	38	48	5	0	2	2
Other Outpatient	0	17	0	0	0	0	0
Physician, Lab and Related Services	3	0	0	0	0	0	0
Rehabilitation	1	0	2	0	0	0	0
Support Services	5	0	0	0	0	0	0
Total	276	88	504	5	0	2	2

Oklahoma Department of Mental Health and Substance Abuse Services

Counts of Day and Hourly Services Provided by Funding Source for Each County of Residence During FY 2001

COUNTY OF RESIDENCE = LOVE

	Units of Service by Funding Source						Other
	Number of Clients/Contacts	Mental Health	Substance Abuse	Domestic Violence	Residential Care	Medicaid	
Admitted Clients							
Day Services							
Detox	6	0	24	0	0	0	0
Housing	15	0	232	93	0	0	0
Inpatient Hospitalization	28	211	0	0	0	64	43
Residential Treatment	13	0	304	0	0	34	48
Total	55	211	560	93	0	98	91
Hourly Services							
Assessment	58	27	8	9	0	23	2
Case Management	8	3	0	0	0	1	0
Counseling	72	254	18	31	0	110	5
Crisis Intervention	28	18	6	2	0	4	0
Physician, Lab and Related Services	25	15	0	0	0	0	0
Rehabilitation	3	110	0	0	0	715	79
Total	94	427	32	42	0	852	85
Contacts							
Hourly Services							
Assessment	7	1	5	1	0	2	0
Counseling	7	7	1	0	0	0	0
Crisis Intervention	13	5	0	1	0	0	0
Rehabilitation	1	0	1	0	0	0	0
Total	24	13	6	2	0	2	0

Oklahoma Department of Mental Health and Substance Abuse Services

Counts of Day and Hourly Services Provided by Funding Source for Each County of Residence During FY 2001

COUNTY OF RESIDENCE = MAJOR

	Units of Service by Funding Source						
	Number of Clients/Contacts	Mental Health	Substance Abuse	Domestic Violence	Residential Care	Medicaid	
Admitted Clients							
Day Services							
Detox	7	12	3	0	0	0	6
Housing	2	0	46	46	0	0	0
Inpatient Hospitalization	15	104	0	0	0	8	48
Residential Treatment	14	121	132	0	0	0	85
Total	29	237	181	46	0	8	139
Hourly Services							
Assessment	106	98	3	4	0	21	47
Case Management	39	8	0	9	0	14	24
Counseling	136	560	7	89	0	188	186
Crisis Intervention	21	17	0	2	0	4	1
Physician, Lab and Related Services	77	33	0	0	0	19	22
Rehabilitation	3	0	0	3	0	416	0
Total	156	716	10	106	0	661	281
Contacts							
Hourly Services							
Assessment	6	4	3	0	0	0	0
Case Management	2	0	1	1	0	0	0
Counseling	4	4	1	0	0	0	0
Crisis Intervention	2	1	1	0	0	0	0
Total	13	9	6	1	0	0	0

Oklahoma Department of Mental Health and Substance Abuse Services

Counts of Day and Hourly Services Provided by Funding Source for Each County of Residence During FY 2001

COUNTY OF RESIDENCE = MARSHALL

	Number of Clients/Contacts	Units of Service by Funding Source					
		Mental Health	Substance Abuse	Domestic Violence	Residential Care	Medicaid	Other
Admitted Clients							
Day Services							
Detox	9	0	41	0	0	0	0
Housing	24	66	645	320	0	0	0
Inpatient Hospitalization	45	561	0	0	0	0	99
Residential Treatment	23	0	661	0	0	0	0
Total	91	627	1,347	320	0	0	99
Hourly Services							
Assessment	166	81	109	42	0	43	3
Case Management	65	18	32	15	0	28	2
Counseling	252	752	683	95	0	698	99
Crisis Intervention	50	24	87	9	0	8	0
Other Day Services	1	0	20	0	0	0	0
Physician, Lab and Related Services	68	47	0	0	0	0	0
Rehabilitation	66	1,653	150	52	0	10,258	0
Total	279	2,574	1,080	212	0	11,035	103
Contacts							
Hourly Services							
Assessment	46	9	43	1	0	0	0
Case Management	6	0	3	0	0	0	0
Counseling	97	46	47	0	0	0	0
Crisis Intervention	41	5	68	1	0	0	0
Rehabilitation	10	0	10	0	0	0	0
Total	154	60	171	1	0	0	0

Oklahoma Department of Mental Health and Substance Abuse Services

Counts of Day and Hourly Services Provided by Funding Source for Each County of Residence During FY 2001

COUNTY OF RESIDENCE = MAYES

	Number of Clients/Contacts	Units of Service by Funding Source					Other
		Mental Health	Substance Abuse	Domestic Violence	Residential Care	Medicaid	
Admitted Clients							
Day Services							
Inpatient Hospitalization	33	618	0	0	0	0	823
Residential Treatment	59	0	1,755	0	0	0	0
Crisis Stabilization	101	314	0	0	0	211	0
Detox	18	0	98	0	0	0	0
Housing	187	0	174	398	32,668	0	0
Total	353	932	2,027	398	32,668	211	823
Hourly Services							
Assessment	367	158	46	30	0	40	7
Case Management	175	601	0	85	0	21	1
Counseling	422	593	3,749	149	0	390	6
Crisis Intervention	132	174	1	9	0	55	3
Physician, Lab and Related Services	189	51	0	0	0	66	10
Rehabilitation	210	15,159	60	17	0	58,208	4
Total	649	16,735	3,856	289	0	58,779	30
Contacts							
Hourly Services							
Assessment	46	11	39	10	0	0	0
Counseling	10	1	3	4	0	2	0
Crisis Intervention	40	44	1	6	0	2	0
Total	95	56	42	20	0	4	0

Oklahoma Department of Mental Health and Substance Abuse Services

Counts of Day and Hourly Services Provided by Funding Source for Each County of Residence During FY 2001

COUNTY OF RESIDENCE = MCCLAIN

	Number of Clients/Contacts	Units of Service by Funding Source					
		Mental Health	Substance Abuse	Domestic Violence	Residential Care	Medicaid	Other
Admitted Clients							
Day Services							
Crisis Stabilization	5	11	0	0	0	0	6
Detox	7	0	37	0	0	0	0
Housing	14	0	132	211	0	0	0
Inpatient Hospitalization	78	827	0	0	0	340	380
Residential Treatment	38	50	640	0	0	46	34
Total	123	888	809	211	0	386	420
Hourly Services							
Assessment	148	71	93	10	0	33	13
Case Management	57	56	2	1	0	37	38
Counseling	196	855	1,607	149	0	463	357
Crisis Intervention	25	10	3	0	0	4	1
Other Outpatient	0	35	0	0	0	0	0
Physician, Lab and Related Services	100	86	0	0	0	53	54
Rehabilitation	70	157	636	0	0	204	19
Support Services	6	0	0	0	0	0	0
Total	260	1,269	2,340	159	0	793	481
Contacts							
Hourly Services							
Assessment	86	24	44	0	0	6	10
Counseling	22	25	11	2	0	0	0
Crisis Intervention	37	27	1	3	0	2	2
Rehabilitation	11	0	41	0	0	0	0
Total	137	76	96	5	0	8	12

Oklahoma Department of Mental Health and Substance Abuse Services

Counts of Day and Hourly Services Provided by Funding Source for Each County of Residence During FY 2001

COUNTY OF RESIDENCE = MCCURTAIN

	Units of Service by Funding Source						
	Number of Clients/Contacts	Mental Health	Substance Abuse	Domestic Violence	Residential Care	Medicaid	Other
Admitted Clients							
Day Services							
Crisis Stabilization	3	3	3	0	0	7	0
Detox	15	6	64	0	0	0	0
Housing	89	0	704	1,496	2,161	0	0
Inpatient Hospitalization	86	1,783	0	0	0	0	413
Residential Treatment	48	56	1,588	0	0	0	0
Total	218	1,848	2,359	1,496	2,161	7	413
Hourly Services							
Assessment	648	167	332	223	0	314	252
Case Management	253	30	101	157	0	57	18
Counseling	586	275	853	3,082	0	571	239
Crisis Intervention	110	0	87	51	0	1	5
Other Day Services	3	0	5	0	0	0	0
Physician, Lab and Related Services	255	249	0	0	0	382	299
Rehabilitation	329	760	409	340	0	4,256	2,969
Total	766	1,481	1,787	3,853	0	5,580	3,781
Contacts							
Hourly Services							
Assessment	634	127	425	16	0	0	5
Case Management	269	0	142	24	0	0	0
Counseling	495	1	374	14	0	0	0
Crisis Intervention	262	3	201	97	0	0	2
Rehabilitation	33	0	20	0	0	0	0
Total	966	131	1,160	150	0	0	7

Oklahoma Department of Mental Health and Substance Abuse Services

Counts of Day and Hourly Services Provided by Funding Source for Each County of Residence During FY 2001

COUNTY OF RESIDENCE = MCINTOSH

	Units of Service by Funding Source						Other
	Number of Clients/Contacts	Mental Health	Substance Abuse	Domestic Violence	Residential Care	Medicaid	
Admitted Clients							
Day Services							
Crisis Stabilization	29	92	2	0	0	51	1
Detox	2	0	11	0	0	0	0
Housing	103	0	418	927	15,266	0	0
Inpatient Hospitalization	13	47	0	0	0	0	490
Residential Treatment	15	4	380	0	0	0	25
Total	154	143	811	927	15,266	51	516
Hourly Services							
Assessment	198	123	61	28	0	88	16
Case Management	35	42	0	16	0	4	35
Counseling	185	470	1,129	304	0	416	26
Crisis Intervention	27	17	4	3	0	4	0
Physician, Lab and Related Services	105	140	0	0	0	69	22
Rehabilitation	94	1,205	49	655	0	498	50
Total	255	1,997	1,242	1,006	0	1,078	148
Contacts							
Hourly Services							
Crisis Intervention	14	12	1	0	0	0	0
Rehabilitation	7	1	42	0	0	0	0
Assessment	54	31	27	0	0	2	0
Case Management	1	1	0	0	0	0	0
Counseling	12	0	12	0	0	0	1
Total	80	45	82	0	0	2	1

Oklahoma Department of Mental Health and Substance Abuse Services

Counts of Day and Hourly Services Provided by Funding Source for Each County of Residence During FY 2001

COUNTY OF RESIDENCE = MURRAY

	Units of Service by Funding Source						Other
	Number of Clients/Contacts	Mental Health	Substance Abuse	Domestic Violence	Residential Care	Medicaid	
Admitted Clients							
Day Services							
Crisis Stabilization	2	4	0	0	0	0	0
Detox	18	3	94	0	0	0	0
Housing	15	0	491	32	1,460	0	0
Inpatient Hospitalization	59	884	0	0	0	33	152
Residential Treatment	14	27	271	0	0	10	0
Total	95	918	856	32	1,460	43	152
Hourly Services							
Assessment	164	111	15	14	0	63	2
Case Management	15	12	2	13	0	4	0
Counseling	183	744	109	112	0	267	2
Crisis Intervention	58	46	7	0	0	17	1
Other Outpatient	0	4	0	0	0	0	0
Physician, Lab and Related Services	93	73	0	0	0	0	0
Rehabilitation	33	2,852	5	28	0	7,520	2
Support Services	2	0	0	0	0	0	0
Vocational	1	18	0	0	0	0	0
Total	236	3,859	137	166	0	7,870	6
Contacts							
Hourly Services							
Assessment	14	9	5	0	0	0	1
Case Management	1	0	1	0	0	0	0
Counseling	27	25	0	0	0	3	0
Crisis Intervention	14	6	1	0	0	1	0
Total	54	39	6	0	0	4	1

Oklahoma Department of Mental Health and Substance Abuse Services

Counts of Day and Hourly Services Provided by Funding Source for Each County of Residence During FY 2001

COUNTY OF RESIDENCE = MUSKOGEE

	Number of Clients/Contacts	Units of Service by Funding Source					
		Mental Health	Substance Abuse	Domestic Violence	Residential Care	Medicaid	Other
Admitted Clients							
Day Services							
Crisis Stabilization	254	864	0	0	0	439	0
Detox	65	0	429	0	0	0	0
Housing	220	0	2,156	6,082	12,925	0	0
Inpatient Hospitalization	36	2,106	0	0	0	0	446
Residential Treatment	125	34	3,614	0	0	0	14
Total	618	3,004	6,199	6,082	12,925	439	460
Hourly Services							
Assessment	1,106	1,087	373	97	0	296	14
Case Management	340	436	9	99	0	114	0
Counseling	965	5,708	11,726	1,577	0	5,534	50
Crisis Intervention	236	180	17	16	0	49	2
Physician, Lab and Related Services	494	744	0	0	0	449	5
Rehabilitation	510	18,874	56	3,506	0	31,471	5
Total	1,440	27,028	12,181	5,295	0	37,912	75
Contacts							
Hourly Services							
Assessment	857	434	493	0	0	29	3
Case Management	2	0	3	0	0	0	0
Counseling	29	11	22	0	0	0	0
Crisis Intervention	112	101	4	3	0	10	2
Rehabilitation	24	3	63	0	0	0	0
Total	968	548	584	3	0	39	4

Oklahoma Department of Mental Health and Substance Abuse Services

Counts of Day and Hourly Services Provided by Funding Source for Each County of Residence During FY 2001

COUNTY OF RESIDENCE = NOBLE

	Number of Clients/Contacts	Units of Service by Funding Source					
		Mental Health	Substance Abuse	Domestic Violence	Residential Care	Medicaid	Other
Admitted Clients							
Day Services							
Crisis Stabilization	3	16	0	0	0	0	2
Detox	20	0	56	0	0	0	0
Housing	25	116	344	320	1,861	0	0
Inpatient Hospitalization	25	473	0	0	0	35	213
Residential Treatment	10	30	208	0	0	24	0
Total	71	635	608	320	1,861	59	215
Hourly Services							
Assessment	107	64	149	7	0	42	14
Case Management	39	37	8	36	0	46	1
Counseling	110	404	1,092	175	0	621	75
Crisis Intervention	40	51	3	25	0	19	0
Other Outpatient	0	2	0	0	0	0	0
Physician, Lab and Related Services	19	9	0	0	0	5	0
Rehabilitation	57	191	64	10	0	979	10
Support Services	1	0	0	0	0	0	0
Total	149	757	1,315	252	0	1,711	100
Contacts							
Hourly Services							
Assessment	31	5	16	0	0	1	0
Case Management	4	0	6	0	0	0	0
Crisis Intervention	5	6	0	0	0	0	0
Other Outpatient	0	22	0	0	0	0	0
Support Services	8	0	0	0	0	0	0
Total	46	33	22	0	0	1	0

Oklahoma Department of Mental Health and Substance Abuse Services

Counts of Day and Hourly Services Provided by Funding Source for Each County of Residence During FY 2001

COUNTY OF RESIDENCE = NOWATA

	Units of Service by Funding Source						Other
	Number of Clients/Contacts	Mental Health	Substance Abuse	Domestic Violence	Residential Care	Medicaid	
Admitted Clients							
Day Services							
Crisis Stabilization	12	33	0	0	0	12	0
Detox	5	0	29	0	0	0	0
Housing	20	0	150	192	274	0	0
Inpatient Hospitalization	4	38	0	0	0	0	0
Residential Treatment	16	0	409	0	0	0	0
Total	48	71	588	192	274	12	0
Hourly Services							
Case Management	51	125	0	110	0	0	11
Counseling	89	243	800	96	0	24	43
Crisis Intervention	40	29	2	13	0	2	0
Physician, Lab and Related Services	40	21	0	0	0	12	0
Rehabilitation	37	1,940	0	63	0	2,727	0
Assessment	81	44	9	18	0	3	0
Total	162	2,402	810	299	0	2,768	54
Contacts							
Hourly Services							
Assessment	12	0	5	5	0	0	0
Case Management	12	0	0	14	0	0	2
Counseling	11	0	15	1	0	0	0
Crisis Intervention	23	3	13	10	0	0	3
Other Outpatient	0	1	0	0	0	0	0
Support Services	2	0	0	0	0	0	0
Total	56	3	33	30	0	0	4

Oklahoma Department of Mental Health and Substance Abuse Services

Counts of Day and Hourly Services Provided by Funding Source for Each County of Residence During FY 2001

COUNTY OF RESIDENCE = OKFUSKEE

	Units of Service by Funding Source						
	Number of Clients/Contacts	Mental Health	Substance Abuse	Domestic Violence	Residential Care	Medicaid	
Admitted Clients							
Day Services							
Crisis Stabilization	5	10	0	0	0	13	1
Detox	3	0	21	0	0	0	0
Housing	192	2	616	154	35,419	0	0
Inpatient Hospitalization	38	965	0	0	0	85	725
Residential Treatment	16	397	295	0	0	0	0
Total	239	1,374	932	154	35,419	98	726
Hourly Services							
Assessment	189	142	42	11	0	68	8
Case Management	161	221	0	32	0	358	0
Counseling	191	1,142	1,017	160	0	2,127	4
Crisis Intervention	36	61	0	1	0	35	0
Physician, Lab and Related Services	128	72	0	0	0	107	0
Rehabilitation	107	6,696	16	33	0	16,826	4
Total	254	8,333	1,075	237	0	19,520	16
Contacts							
Hourly Services							
Assessment	22	15	4	2	0	2	0
Case Management	1	0	0	0	0	1	0
Crisis Intervention	35	45	0	0	0	36	0
Total	56	60	4	2	0	38	0

Oklahoma Department of Mental Health and Substance Abuse Services

Counts of Day and Hourly Services Provided by Funding Source for Each County of Residence During FY 2001

COUNTY OF RESIDENCE = OKLAHOMA

	Number of Clients/Contacts	Units of Service by Funding Source					
		Mental Health	Substance Abuse	Domestic Violence	Residential Care	Medicaid	Other
Admitted Clients							
Day Services							
Crisis Stabilization	1,436	5,657	2	0	0	835	587
Detox	678	52	4,033	0	0	0	3
Housing	1,022	44,139	6,687	12,722	20,164	0	0
Inpatient Hospitalization	803	27,937	0	0	0	2,306	8,373
Residential Treatment	541	1,848	19,330	0	0	580	426
Total	3,672	79,633	30,052	12,722	20,164	3,721	9,389
Hourly Services							
Assessment	5,702	4,311	3,804	854	0	1,588	63
Case Management	2,418	6,763	273	756	0	3,790	69
Counseling	4,674	11,387	44,517	6,528	0	15,392	680
Crisis Intervention	857	521	122	99	0	93	45
Other Outpatient	0	436	0	0	0	0	0
Physician, Lab and Related Services	2,207	1,706	0	0	0	301	47
Rehabilitation	1,726	73,457	403	2,162	0	74,844	340
Support Services	52	0	0	0	0	0	0
Vocational	68	1,891	0	0	0	0	2
Total	7,958	100,471	49,119	10,399	0	96,008	1,246
Contacts							
Hourly Services							
Assessment	3,007	1,354	1,416	3	0	108	6
Case Management	29	4	27	5	0	0	0
Counseling	250	598	54	3	0	7	0
Crisis Intervention	2,832	1,608	147	755	0	112	169
Other Outpatient	0	135	0	0	0	0	0
Physician, Lab and Related Services	9	4	0	0	0	1	0
Rehabilitation	75	3	463	0	0	0	0
Support Services	25	0	0	0	0	0	0
Total	5,851	3,706	2,106	766	0	228	175

Oklahoma Department of Mental Health and Substance Abuse Services

Counts of Day and Hourly Services Provided by Funding Source for Each County of Residence During FY 2001

COUNTY OF RESIDENCE = OKMULGEE

	Units of Service by Funding Source						Other
	Number of Clients/Contacts	Mental Health	Substance Abuse	Domestic Violence	Residential Care	Medicaid	
Admitted Clients							
Day Services							
Crisis Stabilization	14	53	2	0	0	2	0
Detox	37	0	241	0	0	0	0
Housing	175	2	591	2,368	3,403	0	0
Inpatient Hospitalization	70	2,163	0	0	0	21	133
Residential Treatment	28	151	814	0	0	14	0
Total	297	2,369	1,648	2,368	3,403	37	133
Hourly Services							
Assessment	512	321	258	188	0	73	9
Case Management	278	156	0	802	0	32	4
Counseling	536	1,818	2,122	1,742	0	2,311	387
Crisis Intervention	116	156	16	17	0	83	0
Physician, Lab and Related Services	228	172	0	0	0	81	1
Rehabilitation	256	5,217	1,274	1,451	0	11,446	4
Total	737	7,839	3,670	4,200	0	14,025	405
Contacts							
Hourly Services							
Case Management	1	0	0	0	0	1	0
Counseling	29	0	20	0	0	0	0
Crisis Intervention	51	62	5	0	0	35	0
Rehabilitation	3	0	7	0	0	0	0
Assessment	104	73	68	0	0	2	2
Total	156	134	99	0	0	37	2

Oklahoma Department of Mental Health and Substance Abuse Services

Counts of Day and Hourly Services Provided by Funding Source for Each County of Residence During FY 2001

COUNTY OF RESIDENCE = OSAGE

	Number of Clients/Contacts	Units of Service by Funding Source					
		Mental Health	Substance Abuse	Domestic Violence	Residential Care	Medicaid	Other
Admitted Clients							
Day Services							
Crisis Stabilization	12	45	1	0	0	5	0
Detox	17	0	68	0	0	0	0
Housing	26	245	315	415	332	0	0
Inpatient Hospitalization	33	884	0	0	0	2	2
Residential Treatment	48	0	1,069	0	0	0	38
Total	126	1,174	1,453	415	332	7	40
Hourly Services							
Assessment	292	227	288	27	0	66	2
Case Management	82	236	6	99	0	169	0
Counseling	282	1,246	2,894	298	0	305	21
Crisis Intervention	67	78	25	9	0	21	1
Other Outpatient	0	3	0	0	0	1	0
Physician, Lab and Related Services	50	33	0	0	0	5	0
Rehabilitation	92	605	134	152	0	710	0
Support Services	2	0	0	0	0	0	0
Vocational	1	22	0	0	0	0	0
Total	385	2,449	3,346	585	0	1,276	24
Contacts							
Hourly Services							
Assessment	75	15	87	5	0	6	0
Case Management	6	0	7	1	0	0	0
Counseling	30	1	44	0	0	0	0
Crisis Intervention	72	54	40	9	0	1	0
Rehabilitation	3	0	4	0	0	0	0
Total	161	69	182	15	0	7	0

Oklahoma Department of Mental Health and Substance Abuse Services

Counts of Day and Hourly Services Provided by Funding Source for Each County of Residence During FY 2001

COUNTY OF RESIDENCE = OTTAWA

	Number of Clients/Contacts	Units of Service by Funding Source					
		Mental Health	Substance Abuse	Domestic Violence	Residential Care	Medicaid	Other
Admitted Clients							
Day Services							
Crisis Stabilization	98	289	0	0	0	107	0
Detox	9	0	61	0	0	0	0
Housing	126	87	214	2,519	2,108	0	0
Inpatient Hospitalization	38	816	0	0	0	0	0
Residential Treatment	30	30	699	0	0	0	0
Total	263	1,222	974	2,519	2,108	107	0
Hourly Services							
Assessment	414	105	106	224	0	11	0
Case Management	138	284	0	255	0	1	0
Counseling	268	419	726	347	0	177	0
Crisis Intervention	138	166	0	34	0	23	0
Physician, Lab and Related Services	127	51	0	0	0	36	0
Rehabilitation	203	3,910	0	207	0	11,698	0
Vocational	1	24	0	0	0	0	0
Total	552	4,959	832	1,067	0	11,945	0
Contacts							
Hourly Services							
Assessment	39	18	11	0	0	2	0
Counseling	13	1	0	0	0	10	0
Crisis Intervention	85	59	0	27	0	5	1
Total	134	78	11	27	0	16	1

Oklahoma Department of Mental Health and Substance Abuse Services

Counts of Day and Hourly Services Provided by Funding Source for Each County of Residence During FY 2001

COUNTY OF RESIDENCE = PAWNEE

	Number of Clients/Contacts	Units of Service by Funding Source					
		Mental Health	Substance Abuse	Domestic Violence	Residential Care	Medicaid	Other
Admitted Clients							
Day Services							
Crisis Stabilization	1	0	0	0	0	6	0
Detox	22	6	110	0	0	0	0
Housing	6	0	127	35	0	0	0
Inpatient Hospitalization	23	264	0	0	0	3	46
Residential Treatment	30	96	895	0	0	23	19
Total	64	366	1,132	35	0	32	65
Hourly Services							
Assessment	141	112	201	4	0	83	3
Case Management	28	19	4	57	0	24	0
Counseling	144	859	2,054	31	0	1,372	29
Crisis Intervention	35	37	8	3	0	9	0
Physician, Lab and Related Services	32	15	0	0	0	6	0
Rehabilitation	64	162	53	7	0	1,071	0
Vocational	1	0	0	0	0	18	0
Total	186	1,202	2,319	103	0	2,582	32
Contacts							
Hourly Services							
Assessment	30	11	22	0	0	0	0
Case Management	3	0	3	0	0	0	0
Counseling	10	5	6	0	0	0	0
Crisis Intervention	18	9	9	1	0	0	0
Other Outpatient	0	5	0	0	0	0	0
Rehabilitation	1	0	9	0	0	0	0
Support Services	2	0	0	0	0	0	0
Total	51	29	49	1	0	0	0

Oklahoma Department of Mental Health and Substance Abuse Services

Counts of Day and Hourly Services Provided by Funding Source for Each County of Residence During FY 2001

COUNTY OF RESIDENCE = PAYNE

	Units of Service by Funding Source						
	Number of Clients/Contacts	Mental Health	Substance Abuse	Domestic Violence	Residential Care	Medicaid	Other
Admitted Clients							
Day Services							
Residential Treatment	57	347	1,848	0	0	30	0
Crisis Stabilization	72	217	0	0	0	99	43
Detox	190	36	524	0	0	0	0
Housing	93	321	669	1,418	365	0	0
Inpatient Hospitalization	127	1,922	0	0	0	52	421
Total	439	2,843	3,041	1,418	365	181	464
Hourly Services							
Assessment	655	396	220	144	0	188	101
Case Management	543	379	490	1,117	0	146	44
Counseling	572	1,157	1,817	1,081	0	1,073	1,740
Crisis Intervention	303	206	2	300	0	54	80
Other Outpatient	0	318	0	0	0	0	0
Physician, Lab and Related Services	153	101	0	0	0	32	0
Rehabilitation	352	7,460	10	476	0	8,532	763
Support Services	72	0	0	0	0	0	0
Vocational	18	123	0	0	0	299	0
Total	1,127	10,139	2,537	3,119	0	10,324	2,728
Contacts							
Hourly Services							
Assessment	365	9	323	0	0	1	0
Case Management	250	0	338	0	0	0	0
Counseling	1	0	0	0	0	0	1
Crisis Intervention	402	55	2	535	0	3	160
Other Outpatient	0	431	0	0	0	0	0
Rehabilitation	1	0	8	0	0	0	0
Support Services	150	0	0	0	0	0	0
Total	1,057	495	669	535	0	3	161

Oklahoma Department of Mental Health and Substance Abuse Services

Counts of Day and Hourly Services Provided by Funding Source for Each County of Residence During FY 2001

COUNTY OF RESIDENCE = PITTSBURGH

	Units of Service by Funding Source						
	Number of Clients/Contacts	Mental Health	Substance Abuse	Domestic Violence	Residential Care	Medicaid	
Admitted Clients							
Day Services							
Crisis Stabilization	6	13	0	0	0	5	0
Detox	22	3	109	0	0	0	0
Housing	133	0	799	1,815	8,169	0	0
Inpatient Hospitalization	230	1,360	0	0	0	39	1,418
Residential Treatment	78	56	2,044	0	0	0	28
Total	422	1,432	2,952	1,815	8,169	44	1,446
Hourly Services							
Assessment	803	321	251	92	0	254	298
Case Management	224	172	2	82	0	539	311
Counseling	738	1,510	5,735	1,107	0	896	1,366
Crisis Intervention	57	27	4	27	0	7	8
Physician, Lab and Related Services	614	381	0	0	0	333	442
Rehabilitation	396	4,069	12,285	367	0	11,878	4,793
Total	1,046	6,478	18,276	1,675	0	13,907	7,217
Contacts							
Hourly Services							
Assessment	196	127	65	0	0	10	8
Counseling	4	0	3	0	0	0	0
Crisis Intervention	15	4	1	0	0	3	5
Rehabilitation	20	0	34	0	0	0	0
Total	223	131	103	0	0	13	14

Oklahoma Department of Mental Health and Substance Abuse Services

Counts of Day and Hourly Services Provided by Funding Source for Each County of Residence During FY 2001

COUNTY OF RESIDENCE = PONTOTOC

	Units of Service by Funding Source						
	Number of Clients/Contacts	Mental Health	Substance Abuse	Domestic Violence	Residential Care	Medicaid	
Admitted Clients							
Day Services							
Crisis Stabilization	3	16	0	0	0	0	0
Detox	36	3	177	0	0	0	6
Housing	149	5	252	1,682	6,231	0	0
Inpatient Hospitalization	130	2,010	0	0	0	155	1,011
Residential Treatment	86	757	2,235	0	0	6	54
Total	364	2,791	2,664	1,682	6,231	161	1,071
Hourly Services							
Assessment	715	248	408	284	0	154	10
Case Management	202	111	6	164	0	119	0
Counseling	666	1,067	5,234	3,879	0	417	19
Crisis Intervention	117	95	8	5	0	20	1
Physician, Lab and Related Services	214	172	0	0	0	7	5
Rehabilitation	477	8,379	2	662	0	37,169	228
Total	945	10,072	5,657	4,993	0	37,886	263
Contacts							
Hourly Services							
Assessment	94	38	82	5	0	0	1
Case Management	5	2	0	1	0	0	0
Counseling	48	39	3	6	0	7	2
Crisis Intervention	89	49	7	10	0	2	3
Rehabilitation	23	17	16	2	0	0	1
Total	230	145	108	23	0	9	7

Oklahoma Department of Mental Health and Substance Abuse Services

Counts of Day and Hourly Services Provided by Funding Source for Each County of Residence During FY 2001

COUNTY OF RESIDENCE = POTTAWATOMIE

	Number of Clients/Contacts	Units of Service by Funding Source					
		Mental Health	Substance Abuse	Domestic Violence	Residential Care	Medicaid	Other
Admitted Clients							
Day Services							
Crisis Stabilization	23	60	0	0	0	12	11
Detox	44	3	246	0	0	0	3
Housing	98	0	781	1,508	0	0	0
Inpatient Hospitalization	194	3,112	0	0	0	485	1,094
Residential Treatment	55	30	1,564	0	0	51	141
Total	382	3,205	2,591	1,508	0	548	1,249
Hourly Services							
Rehabilitation	106	396	75	163	0	115	23
Support Services	2	0	0	0	0	0	0
Vocational	5	85	0	0	0	0	0
Assessment	682	330	265	196	0	145	8
Case Management	140	115	8	94	0	54	3
Counseling	724	818	8,673	3,409	0	1,912	57
Crisis Intervention	93	41	23	38	0	1	0
Other Outpatient	0	19	0	0	0	0	0
Physician, Lab and Related Services	122	101	0	0	0	19	0
Total	985	1,904	9,044	3,899	0	2,245	91
Contacts							
Hourly Services							
Assessment	298	105	186	9	0	1	3
Case Management	197	0	2	90	0	0	0
Counseling	85	3	88	1	0	0	0
Crisis Intervention	335	15	4	149	0	2	1
Rehabilitation	23	1	155	0	0	0	0
Total	823	124	434	249	0	3	4

Oklahoma Department of Mental Health and Substance Abuse Services

Counts of Day and Hourly Services Provided by Funding Source for Each County of Residence During FY 2001

COUNTY OF RESIDENCE = PUSHMATAHA

	Number of Clients/Contacts	Units of Service by Funding Source					Medicaid	Other
		Mental Health	Substance Abuse	Domestic Violence	Residential Care			
Admitted Clients								
Day Services								
Crisis Stabilization	2	4	0	0	0	7	0	
Detox	5	0	14	0	0	0	0	
Housing	13	0	98	479	0	0	0	
Inpatient Hospitalization	29	215	0	0	0	0	139	
Residential Treatment	15	0	570	0	0	0	0	
Total	58	219	682	479	0	7	139	
Hourly Services								
Assessment	167	53	89	28	0	29	37	
Case Management	43	1	2	41	0	2	3	
Counseling	167	170	507	428	0	90	179	
Crisis Intervention	15	1	6	4	0	2	2	
Physician, Lab and Related Services	84	108	0	0	0	68	60	
Rehabilitation	109	84	458	64	0	95	108	
Total	216	417	1,063	565	0	285	389	
Contacts								
Hourly Services								
Assessment	52	24	25	6	0	0	2	
Case Management	6	0	0	5	0	0	0	
Counseling	24	0	20	10	0	0	0	
Crisis Intervention	13	4	7	2	0	0	0	
Rehabilitation	5	1	6	0	0	0	0	
Total	74	29	57	22	0	0	2	

Oklahoma Department of Mental Health and Substance Abuse Services

Counts of Day and Hourly Services Provided by Funding Source for Each County of Residence During FY 2001

COUNTY OF RESIDENCE = ROGER MILLS

	Units of Service by Funding Source						Other
	Number of Clients/Contacts	Mental Health	Substance Abuse	Domestic Violence	Residential Care	Medicaid	
Admitted Clients							
Day Services							
Crisis Stabilization	12	53	0	0	0	3	0
Detox	4	3	7	0	0	0	3
Housing	3	0	228	4	0	0	0
Inpatient Hospitalization	4	374	0	0	0	0	3
Residential Treatment	7	27	249	0	0	0	27
Total	23	457	484	4	0	3	33
Hourly Services							
Assessment	50	21	8	22	0	4	1
Case Management	18	25	0	36	0	18	0
Counseling	39	73	54	199	0	17	1
Crisis Intervention	28	19	0	16	0	0	0
Physician, Lab and Related Services	9	9	0	0	0	3	0
Rehabilitation	5	351	0	1	0	0	0
Total	58	498	62	274	0	41	2
Contacts							
Hourly Services							
Assessment	5	4	3	0	0	0	0
Crisis Intervention	4	4	0	0	0	0	0
Total	9	8	3	0	0	0	0

Oklahoma Department of Mental Health and Substance Abuse Services

Counts of Day and Hourly Services Provided by Funding Source for Each County of Residence During FY 2001

COUNTY OF RESIDENCE = ROGERS

	Number of Clients/Contacts	Units of Service by Funding Source					
		Mental Health	Substance Abuse	Domestic Violence	Residential Care	Medicaid	Other
Admitted Clients							
Day Services							
Crisis Stabilization	82	244	0	0	0	25	0
Detox	24	0	152	0	0	0	0
Housing	133	24	448	1,995	16,377	0	0
Inpatient Hospitalization	23	421	0	0	0	0	12
Residential Treatment	42	0	1,690	0	0	0	0
Total	271	689	2,290	1,995	16,377	25	12
Hourly Services							
Assessment	421	95	292	177	0	14	0
Case Management	170	130	0	490	0	2	0
Counseling	457	734	5,318	1,104	0	274	2
Crisis Intervention	188	148	2	169	0	6	0
Physician, Lab and Related Services	112	51	0	0	0	18	0
Rehabilitation	192	16,102	896	64	0	15,177	0
Total	681	17,259	6,508	2,005	0	15,490	2
Contacts							
Hourly Services							
Assessment	130	11	122	53	0	0	0
Case Management	1	0	2	0	0	0	0
Counseling	22	0	12	15	0	1	0
Crisis Intervention	161	23	6	172	0	2	0
Rehabilitation	2	0	7	0	0	0	0
Total	293	34	147	240	0	2	0

Oklahoma Department of Mental Health and Substance Abuse Services

Counts of Day and Hourly Services Provided by Funding Source for Each County of Residence During FY 2001

COUNTY OF RESIDENCE = SEMINOLE

	Number of Clients/Contacts	Units of Service by Funding Source					Medicaid	Other
		Mental Health	Substance Abuse	Domestic Violence	Residential Care			
Admitted Clients								
Day Services								
Crisis Stabilization	6	19	0	0	0	8	4	
Detox	56	66	162	0	0	0	3	
Housing	51	368	300	781	105	0	0	
Inpatient Hospitalization	96	1,645	0	0	0	231	763	
Residential Treatment	62	716	2,663	0	0	0	27	
Total	230	2,814	3,125	781	105	239	797	
Hourly Services								
Case Management	155	22	9	468	0	8	5	
Counseling	520	625	6,700	2,602	0	532	13	
Crisis Intervention	77	34	8	63	0	28	0	
Physician, Lab and Related Services	108	98	0	0	0	2	6	
Rehabilitation	182	7,709	1	52	0	22,627	402	
Assessment	365	124	152	148	0	73	10	
Total	659	8,611	6,870	3,333	0	23,270	435	
Contacts								
Hourly Services								
Assessment	125	31	143	20	0	3	1	
Case Management	17	0	2	19	0	0	0	
Counseling	57	37	12	9	0	9	0	
Crisis Intervention	60	20	5	40	0	1	1	
Rehabilitation	4	5	0	0	0	1	0	
Total	232	92	161	86	0	13	1	

Oklahoma Department of Mental Health and Substance Abuse Services

Counts of Day and Hourly Services Provided by Funding Source for Each County of Residence During FY 2001

COUNTY OF RESIDENCE = SEQUOYAH

	Units of Service by Funding Source						Other
	Number of Clients/Contacts	Mental Health	Substance Abuse	Domestic Violence	Residential Care	Medicaid	
Admitted Clients							
Day Services							
Crisis Stabilization	2	0	0	0	0	9	0
Detox	18	0	103	0	0	0	0
Housing	57	0	102	1,051	5,216	0	0
Inpatient Hospitalization	87	2,406	0	0	0	55	211
Residential Treatment	40	32	1,061	0	0	0	32
Total	187	2,438	1,266	1,051	5,216	64	243
Hourly Services							
Assessment	342	122	61	16	0	116	117
Case Management	188	290	6	44	0	374	130
Counseling	180	265	1,106	455	0	726	429
Crisis Intervention	123	47	25	18	0	41	95
Other Day Services	1	0	156	0	0	0	0
Physician, Lab and Related Services	345	480	0	0	0	522	317
Rehabilitation	292	12,259	10	467	0	23,237	3,339
Total	475	13,463	1,363	1,000	0	25,017	4,427
Contacts							
Hourly Services							
Assessment	33	1	21	0	0	0	12
Counseling	5	0	0	0	0	0	9
Crisis Intervention	122	7	0	1	0	7	163
Total	158	7	21	1	0	7	184

Oklahoma Department of Mental Health and Substance Abuse Services

Counts of Day and Hourly Services Provided by Funding Source for Each County of Residence During FY 2001

COUNTY OF RESIDENCE = STEPHENS

	Number of Clients/Contacts	Units of Service by Funding Source					Medicaid	Other
		Mental Health	Substance Abuse	Domestic Violence	Residential Care			
Admitted Clients								
Day Services								
Crisis Stabilization	33	13	0	0	0	5	6	
Detox	25	15	80	0	0	0	3	
Housing	156	45	364	924	5,478	0	109	
Inpatient Hospitalization	78	1,704	0	0	0	5	221	
Residential Treatment	85	167	2,093	0	0	0	102	
Total	346	1,944	2,537	924	5,478	10	441	
Hourly Services								
Assessment	648	84	127	249	0	70	168	
Case Management	388	93	0	642	0	113	256	
Counseling	445	366	2,452	1,934	0	210	613	
Crisis Intervention	155	9	4	139	0	0	9	
Physician, Lab and Related Services	151	79	0	0	0	60	111	
Rehabilitation	207	673	0	538	0	2,775	307	
Total	815	1,304	2,582	3,501	0	3,228	1,464	
Contacts								
Hourly Services								
Assessment	46	9	18	2	0	0	6	
Case Management	15	0	2	5	0	0	0	
Counseling	12	0	4	5	0	0	0	
Crisis Intervention	109	8	8	22	0	0	7	
Rehabilitation	24	0	55	9	0	0	0	
Total	169	17	85	43	0	0	13	

Oklahoma Department of Mental Health and Substance Abuse Services

Counts of Day and Hourly Services Provided by Funding Source for Each County of Residence During FY 2001

COUNTY OF RESIDENCE = TEXAS

	Number of Clients/Contacts	Units of Service by Funding Source					
		Mental Health	Substance Abuse	Domestic Violence	Residential Care	Medicaid	Other
Admitted Clients							
Day Services							
Detox	6	9	9	0	0	0	3
Housing	50	0	247	935	0	0	0
Inpatient Hospitalization	46	347	0	0	0	87	83
Residential Treatment	35	1,852	803	0	0	0	27
Total	125	2,208	1,059	935	0	87	113
Hourly Services							
Assessment	246	198	25	63	0	22	148
Case Management	224	86	0	1,297	0	29	187
Counseling	247	313	1,182	727	0	57	143
Crisis Intervention	97	75	0	13	0	13	13
Other Outpatient	0	2	0	0	0	0	0
Physician, Lab and Related Services	146	101	0	0	0	21	34
Rehabilitation	43	498	0	180	0	382	11
Support Services	1	0	0	0	0	0	0
Total	409	1,273	1,207	2,280	0	523	536
Contacts							
Hourly Services							
Assessment	9	1	8	0	0	1	1
Counseling	1	1	0	0	0	0	0
Crisis Intervention	13	11	0	0	0	0	1
Total	23	13	8	0	0	1	2

Oklahoma Department of Mental Health and Substance Abuse Services

Counts of Day and Hourly Services Provided by Funding Source for Each County of Residence During FY 2001

COUNTY OF RESIDENCE = TILLMAN

	Number of Clients/Contacts	Units of Service by Funding Source					Medicaid	Other
		Mental Health	Substance Abuse	Domestic Violence	Residential Care			
Admitted Clients								
Day Services								
Residential Treatment	30	0	919	0	0	13	36	
Crisis Stabilization	2	0	0	0	0	1	0	
Detox	4	0	13	0	0	0	0	
Housing	16	0	289	209	0	0	80	
Inpatient Hospitalization	20	927	0	0	0	49	10	
Total	61	927	1,221	209	0	63	126	
Hourly Services								
Assessment	55	15	16	17	0	4	28	
Case Management	31	10	2	50	0	26	21	
Counseling	42	97	65	110	0	14	101	
Crisis Intervention	17	2	3	11	0	0	0	
Physician, Lab and Related Services	24	7	0	0	0	8	9	
Rehabilitation	23	90	1	70	0	99	59	
Total	81	221	86	257	0	151	216	
Contacts								
Hourly Services								
Assessment	19	1	26	0	0	2	0	
Crisis Intervention	14	1	6	0	0	0	0	
Total	29	1	32	0	0	2	0	

Oklahoma Department of Mental Health and Substance Abuse Services

Counts of Day and Hourly Services Provided by Funding Source for Each County of Residence During FY 2001

COUNTY OF RESIDENCE = TULSA

	Number of Clients/Contacts	Units of Service by Funding Source					
		Mental Health	Substance Abuse	Domestic Violence	Residential Care	Medicaid	Other
Admitted Clients							
Day Services							
Crisis Stabilization	1,077	3,115	738	0	0	348	0
Detox	995	13	6,421	0	0	0	0
Housing	1,066	26,991	19,021	9,619	17,564	0	0
Inpatient Hospitalization	561	18,173	0	0	0	261	2,054
Residential Treatment	604	145	19,651	0	0	27	168
Total	3,186	48,437	45,831	9,619	17,564	636	2,222
Hourly Services							
Assessment	5,381	6,237	3,628	100	0	230	39
Case Management	2,347	9,841	710	139	0	2,557	14
Counseling	3,912	9,244	50,391	4,821	0	959	353
Crisis Intervention	2,517	4,349	622	17	0	337	7
Other Day Services	34	0	18,989	0	0	0	0
Other Outpatient	0	109	0	6	0	0	2
Physician, Lab and Related Services	2,600	2,860	0	0	0	113	47
Rehabilitation	1,440	76,300	1,758	139	0	11,113	8
Support Services	22	0	0	0	0	0	0
Total	7,626	108,940	76,097	5,222	0	15,308	470
Contacts							
Hourly Services							
Assessment	1,024	154	908	2	0	239	19
Case Management	23	0	26	0	0	0	0
Counseling	37	0	39	15	0	0	0
Crisis Intervention	276	43	95	16	0	3	3
Physician, Lab and Related Services	3	1	0	0	0	0	0
Rehabilitation	58	0	375	0	0	0	0
Total	1,367	198	1,442	32	0	242	22

Oklahoma Department of Mental Health and Substance Abuse Services

Counts of Day and Hourly Services Provided by Funding Source for Each County of Residence During FY 2001

COUNTY OF RESIDENCE = WAGONER

	Number of Clients/Contacts	Units of Service by Funding Source					
		Mental Health	Substance Abuse	Domestic Violence	Residential Care	Medicaid	Other
Admitted Clients							
Day Services							
Crisis Stabilization	9	36	6	0	0	0	0
Detox	37	0	211	0	0	0	0
Housing	88	2,090	444	1,457	3,640	0	0
Inpatient Hospitalization	79	850	0	0	0	0	7
Residential Treatment	91	15	2,031	0	0	7	99
Total	264	2,991	2,692	1,457	3,640	7	106
Hourly Services							
Assessment	443	362	235	26	0	238	207
Case Management	150	146	10	39	0	159	67
Counseling	367	720	4,749	477	0	2,238	923
Crisis Intervention	104	43	10	28	0	29	59
Physician, Lab and Related Services	229	206	0	0	0	211	154
Rehabilitation	131	1,371	20	901	0	221	98
Total	577	2,848	5,024	1,470	0	3,095	1,508
Contacts							
Hourly Services							
Assessment	183	10	148	0	0	8	40
Case Management	1	0	1	0	0	0	0
Counseling	7	0	7	3	0	0	2
Crisis Intervention	83	2	4	7	0	0	50
Physician, Lab and Related Services	1	0	0	0	0	0	0
Rehabilitation	6	0	12	0	0	0	0
Total	276	12	171	10	0	8	92

Oklahoma Department of Mental Health and Substance Abuse Services

Counts of Day and Hourly Services Provided by Funding Source for Each County of Residence During FY 2001

COUNTY OF RESIDENCE = WASHINGTON

	Units of Service by Funding Source						
	Number of Clients/Contacts	Mental Health	Substance Abuse	Domestic Violence	Residential Care	Medicaid	Other
Admitted Clients							
Day Services							
Crisis Stabilization	115	381	0	0	0	198	0
Detox	48	3	309	0	0	0	0
Housing	68	0	657	597	339	0	0
Inpatient Hospitalization	40	1,372	0	0	0	0	184
Residential Treatment	72	386	2,550	0	0	0	0
Total	274	2,142	3,516	597	339	198	184
Hourly Services							
Assessment	659	308	49	273	0	34	23
Case Management	382	979	0	643	0	0	2
Counseling	826	2,128	3,456	1,752	0	2,268	1,077
Crisis Intervention	258	269	14	68	0	56	2
Physician, Lab and Related Services	300	129	0	0	0	90	0
Rehabilitation	213	3,426	137	3	0	10,953	0
Total	1,214	7,240	3,656	2,739	0	13,401	1,104
Contacts							
Hourly Services							
Counseling	59	0	74	3	0	3	0
Crisis Intervention	118	28	30	70	0	0	1
Assessment	65	20	22	11	0	1	1
Case Management	104	0	1	128	0	0	1
Total	322	48	126	211	0	4	3

Oklahoma Department of Mental Health and Substance Abuse Services

Counts of Day and Hourly Services Provided by Funding Source for Each County of Residence During FY 2001

COUNTY OF RESIDENCE = WASHITA

	Number of Clients/Contacts	Units of Service by Funding Source					
		Mental Health	Substance Abuse	Domestic Violence	Residential Care	Medicaid	Other
Admitted Clients							
Day Services							
Crisis Stabilization	26	69	0	0	0	89	0
Detox	4	1	17	0	0	0	0
Housing	21	11	284	238	0	0	0
Inpatient Hospitalization	12	181	0	0	0	29	21
Residential Treatment	20	72	588	0	0	13	0
Total	68	334	889	238	0	131	21
Hourly Services							
Assessment	126	66	21	46	0	35	2
Case Management	46	50	0	162	0	27	1
Counseling	107	192	335	138	0	154	3
Crisis Intervention	74	93	6	23	0	0	0
Other Outpatient	0	2	0	0	0	0	0
Physician, Lab and Related Services	38	37	0	0	0	28	0
Rehabilitation	41	695	0	257	0	2,465	0
Support Services	1	0	0	0	0	0	0
Vocational	12	262	0	0	0	0	0
Total	158	1,395	361	626	0	2,709	6
Contacts							
Hourly Services							
Assessment	23	19	10	0	0	0	0
Crisis Intervention	25	39	0	0	0	0	1
Total	46	57	10	0	0	0	1

Oklahoma Department of Mental Health and Substance Abuse Services

Counts of Day and Hourly Services Provided by Funding Source for Each County of Residence During FY 2001

COUNTY OF RESIDENCE = WOODS

	Units of Service by Funding Source						
	Number of Clients/Contacts	Mental Health	Substance Abuse	Domestic Violence	Residential Care	Medicaid	
Admitted Clients							
Day Services							
Detox	2	3	2	0	0	0	0
Housing	4	0	0	26	0	0	0
Inpatient Hospitalization	23	168	0	0	0	0	53
Residential Treatment	17	149	531	0	0	0	0
Total	38	320	533	26	0	0	53
Hourly Services							
Assessment	161	139	32	14	0	23	69
Case Management	122	44	7	76	0	21	57
Counseling	221	709	15	506	0	168	222
Crisis Intervention	57	57	0	0	0	5	15
Physician, Lab and Related Services	132	65	0	0	0	16	66
Rehabilitation	18	4,579	1	2	0	3,087	0
Total	286	5,593	55	597	0	3,319	429
Contacts							
Hourly Services							
Assessment	2	1	1	0	0	0	0
Case Management	1	0	2	0	0	0	0
Counseling	13	12	0	0	0	0	0
Crisis Intervention	11	17	0	0	0	0	2
Physician, Lab and Related Services	6	2	0	0	0	0	0
Rehabilitation	4	0	33	0	0	0	0
Total	33	31	35	0	0	0	2

Oklahoma Department of Mental Health and Substance Abuse Services

Counts of Day and Hourly Services Provided by Funding Source for Each County of Residence During FY 2001

COUNTY OF RESIDENCE = WOODWARD

	Number of Clients/Contacts	Units of Service by Funding Source					
		Mental Health	Substance Abuse	Domestic Violence	Residential Care	Medicaid	Other
Admitted Clients							
Day Services							
Detox	16	29	10	0	0	0	12
Housing	39	0	64	199	918	0	0
Inpatient Hospitalization	109	1,027	0	0	0	143	277
Residential Treatment	47	2,200	454	0	0	0	202
Total	173	3,256	528	199	918	143	491
Hourly Services							
Assessment	446	258	2	61	0	78	303
Case Management	341	112	0	108	0	76	372
Counseling	590	1,263	21	1,129	0	347	464
Crisis Intervention	70	54	0	1	0	4	5
Physician, Lab and Related Services	318	184	0	0	0	74	159
Rehabilitation	106	7,849	0	23	0	4,817	994
Total	717	9,719	23	1,322	0	5,396	2,297
Contacts							
Hourly Services							
Assessment	5	1	3	0	0	0	0
Case Management	1	0	0	0	0	0	1
Counseling	13	13	0	0	0	0	0
Crisis Intervention	6	2	0	0	0	0	0
Rehabilitation	1	1	0	0	0	0	0
Total	25	17	4	0	0	0	1

Oklahoma Department of Mental Health and Substance Abuse Services

Counts of Day and Hourly Services Provided by Funding Source for Each County of Residence During FY 2001

COUNTY OF RESIDENCE = OUT OF STATE/UNKNOWN

	Units of Service by Funding Source						Other
	Number of Clients/Contacts	Mental Health	Substance Abuse	Domestic Violence	Residential Care	Medicaid	
Admitted Clients							
Day Services							
Crisis Stabilization	67	230	1	0	0	3	20
Detox	41	3	203	0	0	0	0
Housing	323	151	1,805	4,473	1,416	0	0
Inpatient Hospitalization	106	1,505	0	0	0	7	589
Residential Treatment	28	27	801	0	0	0	0
Total	537	1,916	2,810	4,473	1,416	10	609
Hourly Services							
Physician, Lab and Related Services	37	35	0	0	0	33	35
Rehabilitation	164	220	77	1,456	0	752	64
Support Services	2	0	0	0	0	0	0
Assessment	271	22	45	274	0	6	34
Case Management	158	26	2	514	0	8	4
Counseling	240	38	1,565	1,610	0	15	45
Crisis Intervention	153	70	10	95	0	2	2
Other Outpatient	0	0	0	9	0	0	0
Total	441	412	1,698	3,957	0	814	184
Contacts							
Hourly Services							
Assessment	150	480	806	239	0	41	8
Case Management	78	1,082	29	1	0	202	0
Counseling	69	97	183	6	0	98	0
Crisis Intervention	124	4,395	3,527	5,165	0	1	87
Other Outpatient	0	1,350	17	34,501	0	0	5
Physician, Lab and Related Services	43	34	0	0	0	25	1
Prevention, Early Intervention, Outrea	94	10,140	10,657	620	0	2,977	56
Rehabilitation	31	490	0	0	0	2,544	7
Support Services	137	0	0	0	0	0	0
Vocational	1	8	0	0	0	0	0
Total	549	18,076	15,220	40,532	0	5,886	164

Definitions of Terms and Categorization Variables

The following are definitions of terms and categorization variables used in this Data Book report.

Admitted Clients Served

Admitted Clients Served had an admission transaction in the ICIS before or during the report year and had received a service during the year. For this section, they are counted only once in the total for each level of aggregation. This is called an unduplicated count.

Age

Client age is computed using the client's age at the middle of the fiscal year.

Contacts

Individuals are counted as contacts when they call or visit an agency, but are not admitted.

Funding Source

Funding Source helps identify the payment source of services. Frequently, clients receive services under multiple funding sources. The funding source categories for this report were Mental Health, Substance Abuse, Domestic Violence, Residential Care, Medicaid, and Other.

ICIS

The Oklahoma Department of Mental Health and Substance Abuse Services maintains an agency-wide database, the Integrated Client Information System (ICIS), to which all Department-funded services and transactions are reported. The ICIS contains demographic and service information about clients and agencies.

List of Agencies by Type

The following is a list of agencies by type that provided data during the Fiscal Year 2001:

AGENCY TYPE**AGENCY NAME**

Community Mental Health

ASSOCIATED CENTERS FOR THERAPY, INC.
BILL WILLIS MENTAL HEALTH
CARL ALBERT CMHC
CENTRAL OKLAHOMA CMHC
CHISHOLM TRAIL COUNSELING SVC
COMMUNITY COUNSELING CENTER
CREEKS MENTAL HEALTH SERVICES
EDWIN FAIR CMHC
GRAND LAKE M.H.C.
GREEN COUNTRY BEHAVIORAL HEALTH SERVICES
HOPE COMMUNITY SERVICES, INC.
JIM TALIAFERRO CMHC
MENTAL HEALTH SERVICES OF SOUTHERN OKLAHOMA
NORTH CARE CENTER
OK COUNTY CRISIS INTERVENTION CENTER
PARKSIDE, INC.
RED ROCK BEHAVIORAL HEALTH SVC
RED ROCK WEST
WAGONER COMMUNITY HOSPITAL-BILL WILLIS
WESTERN STATE PSYCHIATRIC CENTER
WHEATLAND MH CTR, INC.

Domestic Violence and Sexual Assault

ACMI HOUSE INC
ACTION ASSOCIATES, INC.
CALL RAPE INC.
COMMUNITY CRISIS CENTER, INC.
CRISIS CONTROL CENTER
DOMESTIC VIOLENCE PROGRAM OF NORTH CENTRAL OK.
DOMESTIC VIOLENCE INTERVENTION SERVICES
FAMILY CRISIS & COUNSELING CENTER
FAMILY CRISIS CENTER, INC.
FAMILY RESOURCE CENTER
FAMILY SHELTER
HELP-IN-CRISIS, INC.
N.W. DOMESTIC CRISIS SERVICES
NEW DIRECTIONS, INC.
OKLMULGEE COUNTY FAMILY RESOURCE CENTER INC.
PROJECT SAFE, INC.
ROGERS CO COMMUNITY SERVICES
S.O.S. FOR FAMILIES
STEPHENS COUNTY VOLUNTEERS FOR CRISIS INTERVENTION
STILLWATER DOMESTIC VIOLENCE SERVICE INC.
TULSA SEXUAL ASSAULT NURSE EXAMINERS PROGRAM

AGENCY TYPE**AGENCY NAME**

WOMEN IN SAFE HOMES, INC.
WOMEN'S CRISIS SERVICES
WOMEN'S SERVICE & FAMILY RESOURCE CENTER
WOMENS RESOURCE CENTER
YWCA CRISIS CENTER
YWCA OF OKC CRISIS SERVICES

Hospitals

EASTERN STATE HOSPITAL
GRIFFIN MEMORIAL HOSPITAL
OKLAHOMA YOUTH CENTER

Other Agencies

CENTER FOR CHILDREN & FAMILIES
CROSSROADS INCORPORATED
DIVORCE VISITATION ARBITRATION
PROJECT HEARTLAND
SAFE HAVEN
THUNDERBIRD CLUBHOUSE
TRANSITION HOUSE INC.
TULSA METROPOLITAN MINISTRY

Residential Care

ADA RESIDENTIAL CARE
BOLEY RESIDENTIAL CARE HOME
BOLEY RESIDENTIAL CARE HOME II
CLETA'S COTTAGE
COPP'S RESIDENTIAL CARE, INC.
COUNTRY LANE RESIDENTIAL CARE HOME
DON MENTZER FACILITY
DOW RESIDENTIAL CARE HOME
DUNCAN COMMUNITY RESIDENCE INC
DYCO PROPERTIES, INC.
EDNA LEE'S RESIDENTIAL CARE
EL RENO RESIDENTIAL CARE
FAIR OAKS
GREEN ACRES
HAV-TAPINC DBA, THE HARBOR
HIGH CEDAR RESIDENTIAL CARE
LAKE FRANCIS RETIREMENT CENTER
LARI'S RES CARE
MEADOW BROOK RESCARE
MILLER COZY HOME, INC.
NEW BEGINNING
NORTH FORK RESIDENTIAL CARE
ORCHARD GROVE
PADEN RESIDENTIAL CARE
PRAGUE ASSISTED LIVING CENTER
RAMBLING ROSE RESIDENTIAL CARE
SANTE FE RESIDENTIAL CARE

AGENCY TYPE**AGENCY NAME**

Substance Abuse

SHERRYS OLD FASHIONED R & B
SOUTHWEST RETIREMENT HOME, INC
SUGAR MOUNTAIN RETREAT
SUNNY ACRES BOARDING MANOR, INC.
SUNNY ACRES RESIDENTIAL CARE

A BETTER CHANCE
ADA AREA CHEMICAL DEPENDENCY CENTER, INC.
ALPHA II, INC.
BRIDGEWAY
CAA TURNING POINT
CARE FOR CHANGE, INC.
CBTI-CREEK COUNTY
CITIZEN POTOWATIOMI NATION
COMMUNITY ALCOHOLISM SERVICES
DRUG RECOVERY, INC.
EAGLE RIDGE INSTITUTE
EDMOND FAMILY SERVICES, INC.
GATEWAY TO PREVENTION/RECOVERY
HOMINY HEALTH SRVCS CTR INC.
HOUSE OF HOPE, INC.
HUMAN SKILLS & RESOURCES
INDIAN HEALTH CARE RESOURCE CENTER
KIAMICHI COUNCIL ON ALCOHOLISM
LASTSTOP
LATINO COMMUNITY DEVOLOMENT AGENCY
LEFLORE COUNTY YOUTH & FAMILY SERVICES, INC.
LIFE IMPROVEMENT CENTER
LOGAN COUNTY YOUTH AND FAMILY SERVICES INC.
METRO TULSA SUBSTANCE ABUSE SERVICES
MONARCH, INC.
MOORE ALCOHOL AND DRUG CENTER
MUSKOGEE CO COUNCIL YTH SV
N.E. OK COUNCIL ON ALCOHOLISM
NAIC CENTER OF OKLAHOMA ALCOHOL & DRUG SERVICES, INC.
NATIVE AMERICAN CENTER OF RECOVERY
NEW DIRECTIONS
NEW HOPE OF MANGUM
NEXT STEP NETWORK, INC., (THE)
NORMAN ALCOHOL AND DRUG TREATMENT CENTER
NW SUBSTANCE TREATMENT CENTER
OAKS BEHAVIORAL HEALTH CENTER, (THE)
OPPORTUNITIES, INC.
PAYNE CO COUNSELING SVC, INC.
REFERRAL CENTER, (THE)
ROADBACK, INC.
ROGERS COUNTY DRUG ABUSE PROGRAM, INC.
S.W. YOUTH & FAMILY SERVICES

AGENCY TYPE

AGENCY NAME

SECOND CHANCE CDU
STARTING POINT II, INC.
STREET SCHOOL, INC.
TOTAL LIFE COUNSELING
TRI-CITY SUBSTANCE ABUSE CTR
TRI-CITY YOUTH & FAMILY CENTER
TURNING POINT
TWELVE & TWELVE, INC.
VINITA ALCOHOL AND DRUG TREATMENT CENTER

ODMHSAS

Refers to the Oklahoma Department of Mental Health and Substance Abuse Services.

Other Indicators

There are several groups of clients that are of special interest because they have special treatment needs, state or federal requirements regarding their placement or the services they receive, or because they are part of a priority population. The definitions of these groups and criteria for their selection are provided below:

- **Custody of DHS**

The client, 18 years of age or younger, is in the custody of the Department of Human Services.

- **Custody of DOC**

The client is in the custody of the Department of Corrections. Clients under house arrest, electronic monitoring, or in prison are all considered to be in the custody of DOC. Clients on probation or parole are not.

- **Custody of OJA**

The client, 18 years of age or younger, is in the custody of the Office of Juvenile Affairs.

- **Deaf and Hearing Impaired**

Clients who are deaf, hard of hearing, or indicated the need for an interpreter for the deaf were grouped to form the Deaf and Hearing Impaired category.

- **Homeless**

A homeless person under ICIS criteria is a person who: (a) lacks a fixed, regular and adequate night time residence AND (b) has a primary night time residence that is a supervised publicly or privately operated shelter designed to provide temporary living accommodations including welfare hotels, congregate shelters, halfway houses, and transitional housing for the mentally ill; or an institution that provides a temporary residence for individuals intended to be institutionalized; or a public or private place not designed for, or ordinarily used as, a regular sleeping accommodation for human beings, not limited to people living on the streets. Individuals are considered homeless if they have lost their permanent residence, and are temporarily living in a shelter to avoid being on the street. Prisoners being released or in the custody of a correctional facility are not considered homeless at the time of admission for treatment. The definition also excludes persons in a hospital, residential care facility, commercial hotel/motel, supervised apartment, or living with parent/other relative (even if only temporarily). The definition does include domestic violence and sexual assault shelters, as the persons have fled a residence that is not adequate (i.e., not safe).

- **Legal Status**

Legal Status has three categories; Voluntary, Civil Involuntary, and Criminal Involuntary. The categories of legal status (with ICIS codes) are as follows:

Voluntary. These clients enter treatment voluntarily and are coded Voluntary Admission (01), Court Voluntary (02), Informal Admission (16), or Other (18).

Civil Involuntary. These clients are required by the court system to receive services, even though they may be reluctant. They are coded Court Commitment (03), Order of Detention (06), Juvenile Court Order (07), Transfer – Other Legal Entity (08), Court Ordered Juveniles in Need of Treatment, DHS given custody (10), Court Ordered Juveniles in Need of Treatment Parental Custody Retained (11), Emergency Detention (12), Continued Court Detention (13), 28-Day Court Commitment (14), or Protective Custody (17).

Criminal Involuntary. These clients are required to receive services because they have been accused of or have committed a crime. Codes include the following; Incompetent to Stand Trial (04), Not Guilty by Reason of Insanity (05), Court Order for Observation and Evaluation (09), Court Referred DUI Clients (15), Criminal Hold (20), or Court Commit with Hold (21).

- **Adults with Serious Mental Illness (SMI)**

SMI denotes clients who have been identified **at any time** as having a serious mental illness using the formal ODMHSAS definition. According to this definition, an Adult with a Serious Mental Illness must be an individual 18 years of age or older.

- **Children with a Serious Emotional Disturbance (SED)**

SED refers to children who meet departmental criteria for having a Serious Emotional Disturbance.

- **Any Alcohol/Drug Problem**

A substance abuse client is one who has one or more DSM-IV Axis I primary, secondary or tertiary diagnoses from categories 1.a. or 1.b. (in the Dual Diagnosis definition below) or one or more ICIS Substance Abuse Related Problems (710-731, 741-743). Clients identified only as co-dependents are not identified as substance abusers.

- **Dual Diagnosis Client**

A dual diagnosis client is one who meets the criteria for having a substance abuse diagnosis from categories 1.a. or 1.b. below and meets the criteria for a mental illness based on one or more DSM-IV Axis II primary, secondary, or tertiary diagnoses from categories 2.a. through 2.e. below.

- 1.a. Psychoactive Substance Induced Organic Disorders: 291.0-291.8, 292.0-292.83, 292.89-282.99
- b. Psychoactive Substance Use Disorders: 303.0-305.99.
- 2.a. Schizophrenia: 295.10, 295.20, 295.30, 295.40, 295.60, 295.70, 295.90
- b. Delusional (Paranoid) Disorder: 297.1
- c. Other Psychotic Disorders: 295.40, 295.70, 297.3, 298.8, 298.9, 297.1, 297.3
- d. Mood Disorders: 296.20-296.7
- e. Borderline Personality Disorder: 301.83

- **Indigent**

A person whose applicable income falls at or below 200% of the Federal Poverty Level is considered indigent. To determine whether the client was indigent, the household gross annual income must have been reported. The ODMHSAS eligibility criteria for indigence are based on the weighted average poverty

thresholds provided annually by the U. S. Department of Commerce. The following table presents the threshold levels for FY01.

**Oklahoma Department of Mental Health and Substance Abuse Services
Eligibility Criteria
Indigence Threshold
(200% of Federal Poverty Guideline)**

Number of Persons in Household	Household Gross Annual Income
1	\$16,700
2	\$22,500
3	\$28,300
4	\$34,100
5	\$39,900
6	\$45,700
7	\$51,500
8	\$57,300
9 or more	Add \$ 5,800 to \$57,300 for each additional person

Presenting Problem/Diagnosis

Categories for this variable are based on the DSM-IV primary diagnosis or primary presenting problem. If the admitting agency has clinicians qualified to make a diagnosis, the diagnosis is used, otherwise, a presenting problem is used to define a client's category.

Categories	Codes
Developmental Disorders	
DSM-IV Codes:	302.5-302.69, 302.85, 307-307.39, 307.5-307.99, 309.21, 312-312.29, 312.9-313.21, 313.81-313.89, 314-314.99, 315-319.99, 299-299.99
Presenting Problems:	210, 240
Non Alcohol/Drug Related Organic	
DSM-IV Codes:	290-290.99, 293-293.83, 294-294.80, 310-310.10
Alcohol Abuse	
DSM-IV Codes:	291-291.99, 293.9, 303-303.99, 305-305.02
Presenting Problems:	741, 710, 711
Other Substance Abuse	
DSM-IV Codes:	305.1-305.99, 292-292.99, 304-304.99
Presenting Problems:	742, 743, 744, 720-731
Schizophrenia	
DSM-IV Codes:	295 (excluding 295.4, 295.7)
Other Psychotic	
DSM-IV Codes:	297-298.9, 295.40, 294.9, 295.70
Presenting Problems:	510-530, 650
Mood Disorders	
DSM-IV Codes:	296-296.99 301.13, 300.4-300.49, 293.89, 311-311.99
Presenting Problems:	500-503

Categories	Codes
Other Non-Psychotic	
DSM-IV Codes:	300-300.39, 300.6-300.99, 302-302.49, 302.7-302.84, 302.89-302.99, 307-4-307.49, 307.8, 312.8, 308.3-309.19, 309.23-309.99, 312.3, 316-316.99, 780.50
Personality Disorders	
DSM-IV Codes:	301-301.9
Social Conditions	
DSM-IV Codes:	V40.00-V40.60, V61-V71.02, 955.5-995.81
Presenting Problems:	740, 450, 620-632, 311-420
Deferred/No Diagnosis	
DSM-IV Codes:	799.9-799.90, V71.09
Presenting Problems:	110, 130

Race

Clients who selected more than one category from the choices below, indicating their race, are grouped in the Two or More Races category. The Unknown category was utilized to group Clients who made no selection from the choices below indicating their race.

The following groupings are used for reporting race:

- White
- Black
- Native American
- Hispanic
- Asian
- Two or More Races
- Unknown

Units of Service: Day and Hourly

The time provider agency staff spend delivering services to or for service recipients is reported in days, parts of days or minutes (summed to hours). Following is a list of codes and descriptions for services funded by DMHSAS in FY01.

Services	Category	Code	Description
Day	Crisis Stabilization	002E	Crisis Stabilization
	Detoxification	002B	Detoxification
		001B	Medical Detoxification
		002C	Non-medical Detoxification (social)
		002K	Non-medical Detoxification
	Housing	003M	Dependent Children Of Substance Abuse in Halfway House
		003N	Dependent Children Of Substance Abuse In Residential Treatment
		003G	Domestic Violence Residential Shelter For Primary Victims
		003H	Domestic Violence Residential Shelter For Dependents
		003P	Enhanced Residential Care
		004E	Family Self Sufficiency Program
		003B	Halfway House
		003A	Halfway House Services for Pregnant and Postpartum Women
		003S	Halfway House Services for Women with Dependent Children
		003T	Halfway House Service for Dually Diagnosed
		003Y	Halfway House Services for Adolescents
		003C	Independent Living Training Program
		003V	Permanent Congregate Housing with Onsite Support
		003Z	Permanent Congregate House
		003K	Residential Care
		003Q	Safe Haven
		003I	Short-term Emergency Shelter
		003F	Sponsored Family Program
		003J	Sponsored Housing Program
		003E	Supervised Housing
	003R	Transitional Living	
	Inpatient	001D	Acute Inpatient
		001C	Acute Medical Care
		001A	Intermediate Inpatient
	Residential Treatment	002Q	Enhanced Residential Treatment - Mental Health
		002N	Intensive Residential Substance Abuse Treatment
		002R	Intensive Residential Treatment
		002P	Intensive Residential Treatment - Mental Health
		002A	Residential Treatment (Substance Abuse & Mental Health)
		002G	Residential Treatment for Adolescents

Services	Category	Code	Description
		002H	Residential Treatment for Women with Dependent Children
		002J	Residential Treatment Dually Diagnosed
		002S	Residential Treatment
		002M	Services to Dependent Children of Substance Abuse Clients in Residential Treatment
Hourly			
	Evaluation/Assessment		
		106	Clinical Testing
		100	Competency Evaluation
		102	Court Related Evaluation
		104	DUI Assessment
		110	Evaluation and Assessment
		101	Evaluation/assessment
		107	Group Assessment
		138	Institution Based SA Screening
		105	Referral
		300	Treatment Plan Review
		400	Treatment Planning
	Counseling		
		132	Family/marital
		137	Family/Marital Counseling (Mental Health Professional)
		131	Group Counseling
		136	Group Counseling (Mental Health Professional)
		135	Individual Counseling (Mental Health Professional)
		130	Individual Counseling
		241	Peer Counseling
		249	Staff Time Providing Support Group Service (Project Heartland)
	Crisis Intervention		
		133	Crisis Intervention Counseling
		134	Crisis Intervention Telephone
		120	Emergency/Crisis (face/face)
		121	Emergency/Crisis (telephone)
		123	Mobile Crisis Service
	Case Management		
		212	Case Management
		225	Case Management
		226	Case Management
		204	Client Advocacy
		213	Intensive Case Management
	Physician/Lab Services		
		305	Medical Review
		308	Medication Delivery
		304	Pharmacological Management
	Other Day Services		
		004C	Day School/6 Hours

Services	Category	Code	Description
		434	Intensive Outpatient Services - Group
		433	Intensive Outpatient Services - Individual
	Other Outpatient Services	500	Consultation
		109	Court Related Services
		210	Disaster Support Service
		590	Divorce Visitation Arbitration
		501	Education
		190	Gate-keeping
		207	Home-based Care
		565	Institution-based Substance Abuse Treatment
		570	Job Retention Support
		252	PACT Timeline Development
		506	Sexual Assault Nurse Examiner (SANE) Training
		504	System Support
		503	Training
		505	Treatment Team Meeting
	Outreach	551	Community Outreach
		553	Community Outreach to Children
		552	Intensive Outreach to Children
		550	Outreach
		561	Prevention Type Activities
		560	Substance Abuse Early Intervention
	Rehabilitation	203	Client Education
		242	Consumer Drop-in Center
		430	Day Treatment Hourly
		217	Group Rehabilitative Treatment
		216	Individual Rehab Treatment
		431	Psycho-social Hourly
		205	Resource Skills Development
		251	Resource Skills Development by Peers
		224	Substance Abuse Dx\Prob-Related Education (Family)
		219	Substance Abuse Dx\Prob-Related Education (Group)
		218	Substance Abuse Dx\Prob-Related Education (Individual)
		211	Substance Abuse Dx\Prob-Related Education
		202	Socialization
	Vocational	243	Employment Training
		245	Pre-vocational
		244	Vocational Training

Various Categories:

In response to many special report requests in past years, the special reports table was generated to address the majority of those requests.

Description of Sections and Tables

The Data Book consists of two sections. The first section displays Counts of Admitted Clients Served by Funding Source for Sex, Age, Race, Presenting Problem/Diagnosis, County of Residence, and Other Indicators. The second section presents Counts of Day and Hourly Units of Service by Funding Source for Admitted Clients and Contacts. Each section contains six tables presenting data for 1) Statewide Total, 2) Agency, 3) Agency Type, 4) Count of Residence, 5) Planning Area, and 6) Various Categories.

Section One: Admitted Clients Served by Funding Source

Admitted Clients Served are clients who have an admission transaction in the ICIS before or during the report year and had received a service during the report year. For this section, they are counted only once in the total for each level of aggregation or category in which they appear. This is called an unduplicated count. For example, a client may receive services at one hospital and then receive services at another hospital in the same year. This client would be counted twice (once at each hospital) in the agency report, but only once in the agency type and statewide tables. Because information such as age and sex should remain constant (except for data entry errors), counts for categories of these variables will sum to the total clients served on each table. Variables that might change from admission at one facility to admission at another or over time, (e.g., legal status, diagnosis, and target population) can be counted in more than one category and should not be summed.

This section shows only clients who were admitted for services and excludes contacts. It enumerates admitted clients, but further limits the counts to specific subgroups of the client population. Each individual counted has received a service at some time during the year regardless of the year he/she was admitted. Clients are grouped by frequently referenced demographics: Sex, Age, Race, Presenting Problem/Diagnosis, County of Residence, and Other Indicators. A client may be in more than one of these groups, or a client's group may change during the year. As a result, the sum of target populations exceeds the total number served. However, for any given population, the age, race, and sex, which do not change (age is calculated as of a single point in time), are unduplicated counts and should equal the total.

Section Two: Units of Service by Funding Source

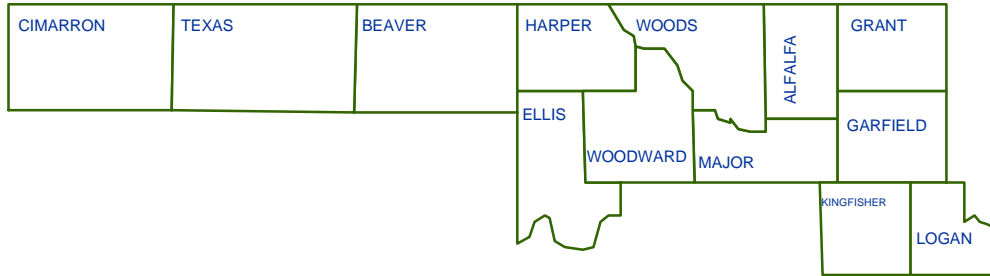
This section helps to quantify the Department's impact on the community by reporting the total number of individuals identified as receiving a service during the fiscal year. It also presents Summaries for all types of services funded through the ODMHSAS.

Individuals are counted as contacts when they call or visit an agency, but are not admitted. In general, a person can be reported as a contact twice at the same agency within a twelve-month period, but services are not given a third time without an admission. A client can also seek services at another agency and be counted as a contact there. In the Data Book report, an agency's contact counts exclude individuals who are subsequently admitted there. Additionally, two types of contacts are excluded from counts: Emergency Contacts and Group Contacts. In these cases, individuals are not identified and their addition would likely produce duplicated counts. However, the services to those individuals are reported.

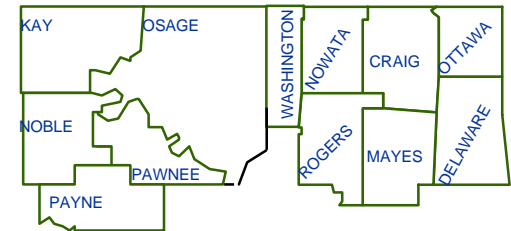
OKLAHOMA DEPARTMENT OF MENTAL HEALTH
AND SUBSTANCE ABUSE SERVICES

Planning Areas

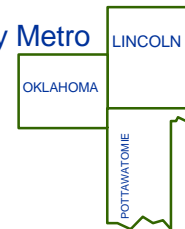
Northwest



Northeast



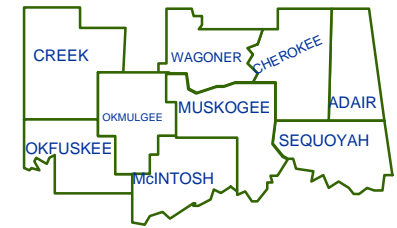
Oklahoma City Metro



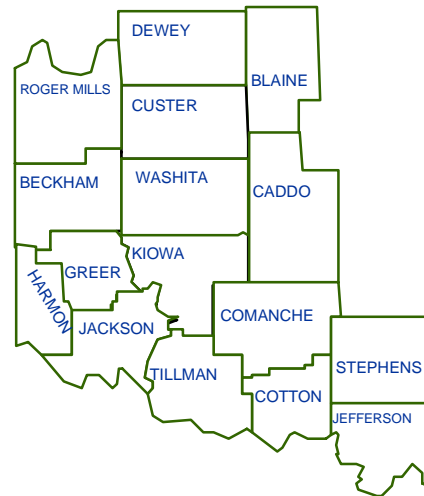
Tulsa Metro



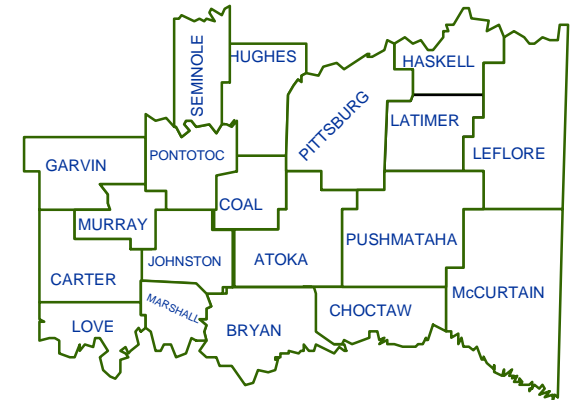
East Central



Central



Southwest



Southeast